



OCHA/Dan DeLorenzo, 2011

South Sudan

2012
**Consolidated Appeal
Mid-Year Review**





SAMPLE OF ORGANIZATIONS PARTICIPATING IN CONSOLIDATED APPEALS

AARREC	CWS	Humedica	MEDAIR	TGH
ACF	DanChurchAid	IA	MENTOR	UMCOR
ACTED	DDG	ILO	MERLIN	UNAIDS
ADRA	Diakonie Emerg. Aid	IMC	Muslim Aid	UNDP
Africare	DRC	INTERMON	NCA	UNDSS
AMI-France	EM-DH	Internews	NPA	UNEP
ARC	FAO	INTERMOS	NRC	UNESCO
ASB	FAR	IOM	OCHA	UNFPA
ASI	FHI	IPHD	OHCHR	UN-HABITAT
AVSI	FinnChurchAid	IR	OXFAM	UNHCR
CARE	FSD	IRC	PA	UNICEF
CARITAS	GAA	IRD	PACT	UNIFEM
CEMIR	GOAL	IRIN	PAI	UNJLC
International	GTZ	IRW	Plan	UNMAS
CESVI	GVC	Islamic Relief	PMU-I	UNOPS
CFA	Handicap International	JOIN	<i>Première Urgence</i>	UNRWA
CHF	HealthNet TPO	JRS	RC/Germany	VIS
CHFI	HELP	LWF	RCO	WFP
CISV	HelpAge International	Malaria Consortium	Samaritan's Purse	WHO
CMA	HKI	Malteser	Save the Children	World Concern
CONCERN	Horn Relief	Mercy Corps	SECADEV	World Relief
COOPI	HT	MDA	<i>Solidarités</i>	WV
CORDAID		MDM	SUDO	ZOA
COSV			TEARFUND	
CRS				

TABLE OF CONTENTS

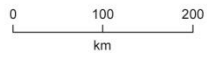
1. EXECUTIVE SUMMARY	1
TABLE I. Requirements and funding to date per cluster.....	7
TABLE II. Requirements and funding to date per priority level	8
TABLE III. Requirements and funding to date per organization.....	9
2. CHANGES IN THE CONTEXT, HUMANITARIAN NEEDS, AND RESPONSE	12
2.1 Changes in the context	12
2.2 Summary of response to date	17
2.3 Updated needs analysis.....	18
2.4 Analysis of funding to date.....	22
3. PROGRESS TOWARDS ACHIEVING STRATEGIC OBJECTIVES AND SECTORAL TARGETS.....	25
3.1 STRATEGIC OBJECTIVES	25
3.2 CLUSTER RESPONSE UPDATES.....	30
3.2.1 <i>Common services and coordination</i>	30
3.2.2 <i>Education</i>	34
3.2.3 <i>Emergency telecommunications (ETC)</i>	39
3.2.4 <i>Food Security and livelihoods</i>	43
3.2.5 <i>Health</i>	51
3.2.6 <i>Logistics</i>	58
3.2.7. <i>Mine Action Protection Sub-Cluster</i>	61
3.2.8 <i>Multi-sector Emergency Returns and Refugees</i>	66
3.2.9 <i>Nutrition</i>	74
3.2.10 <i>Protection</i>	82
3.2.11 <i>Non-food items and emergency shelter</i>	88
3.2.12 <i>Water, sanitation and hygiene</i>	92
4. FORWARD VIEW	97
ANNEX I: LIST OF PROJECTS AND FUNDING RESULTS TO DATE.....	107
Table IV. List of appeal projects (grouped by cluster), with funding status of each.....	107
Table V. Total funding to date per donor to projects listed in the appeal	130
Table VI. Total humanitarian funding to date per donor (appeal plus other)	131
Table VII. Humanitarian funding to date per donor to projects not listed in the appeal	132
Table VIII. Requirements and funding to date per gender marker score	133
ANNEX II: ACRONYMS AND ABBREVIATIONS.....	134

Please note that appeals are revised regularly. The latest version of this document is available on <http://unocha.org/cap/>. Full project details, continually updated, can be viewed, downloaded and printed from <http://fts.unocha.org>.

SOUTH SUDAN - Reference Map 



-  National capital
-  First administrative level capital
-  Populated place
-  International boundary
-  First administrative level boundary
-  Undetermined boundary¹
-  Abyei region²



1. Final boundary between the Republic of Sudan and the Republic of South Sudan has not yet been determined.
 2. Final status of the Abyei area is not yet determined.

Disclaimer: The designations employed and the presentation of material on this map do not imply the expression of any opinion whatsoever on the part of the Secretariat of the United Nations concerning the legal status of any country, territory, city or area or of its authorities, or concerning the delimitation of its frontiers or boundaries.

Map data sources: CGIAR, United Nations Cartographic Section, ESRI, Europa Technologies, UNMAS. **Date:** 26 September 2011.

1. EXECUTIVE SUMMARY

The first half of 2012 has seen the continuation of unresolved issues between Sudan and South Sudan as well as the emergence of new challenges. Some of these challenges were anticipated in the most likely planning scenario developed for 2012, while other challenges have far exceeded expectations, further worsening the humanitarian situation to the extent that in several areas some of the worst-case scenario triggers have already occurred.

Political tensions over unresolved Comprehensive Peace Agreement issues between South Sudan and Sudan—including border demarcation issues, oil transit fees, and the fate of the contested area of Abyei—have characterized the new state's first year of independence. Negotiations on oil transit fees failed again in January leading to the shutdown of oil production, deepening the economic crisis in South Sudan. The failure to negotiate a settlement resulted in military confrontations in March/April 2012 with both sides eventually retreating from further military escalation.

African Union-mediated negotiations between the parties resumed in Addis Ababa on May 29. However, little progress has thus far been registered at the time of the first recess after one week of talks.

Poor harvests, soaring food and fuel prices, conflict and displacement led to rising hunger and malnutrition across the country. More than half the population—4.7 million people—is at risk of food insecurity this year. Of them, at least one million people risk severe food insecurity, and 3.7 million risk moderate food insecurity.

Inter-communal violence persisted in the first half of the year, spiking in Jonglei State, affecting up to 170,000 people, with many of them being displaced and many more losing their livelihoods. Overall in South Sudan, humanitarian actors recorded 165 conflict incidents with humanitarian consequences by the end of May, and some 165,000 people newly uprooted from their homes since the beginning of the year.

Continued conflict and increased food insecurity in Sudan's Southern Kordofan and Blue Nile states have led to a significant influx of refugees into South Sudan. The new arrivals now double the planning figure anticipated for 2012. As of the end of May more than 165,000 refugees have arrived from Sudan with several thousands more reportedly on the move. Although partners have stepped up emergency response, the high rate of arrival has put immense strain on the overall operation.

2012 Consolidated Appeal for South Sudan: Key parameters

Duration:	January – December 2012
Key milestones for the rest of 2012:	<ul style="list-style-type: none"> • May-August: hunger-gap period • July 2012: One-year anniversary of South Sudan independence • August 2012: end of three-month period under SC resolution 2046 for key issue negotiations between South Sudan and Sudan
Target beneficiaries:	<ul style="list-style-type: none"> • 2.4 million food-insecure • 300,000 internally displaced • 250,000 returnees • 265,000 refugees • 110,000 Abyei displaced
Total funding request:	\$1.15 billion
Funding request per beneficiary:	\$352

In response to the deteriorating humanitarian situation, clusters have revised original CAP projects and have added new projects to address the increasing needs. This will enable humanitarian operations to continue functioning in a more difficult operating environment. The revised 2012 Consolidated Appeal for South Sudan comprises 26 new and 59 revised projects (297 projects total), and seeks US\$¹1.15 billion to address urgent humanitarian needs. The increase from the original request of \$763 million largely reflects the deteriorating food security situation, the increased numbers of refugees, the high logistical costs for humanitarian operations, and the anticipated impact on millions of South Sudanese of austerity measures resulting from the shutdown of oil production.

The humanitarian community in South Sudan expresses its gratitude to all donors for their support so far in 2012, with the Consolidated Appeal (CAP) 2012 funded at 45% as of mid-year. It urges the international community to continue its support at an accelerated pace against the backdrop of increasing humanitarian needs in South Sudan.

¹ All dollar signs in this document denote United States dollars. Funding for this appeal should be reported to the Financial Tracking Service (FTS, fts@un.org), which will display its requirements and funding on the current appeals page.

Key Figures

- 1.6 million people received food assistance and livelihoods support (FAO/WFP, June 2012)
- 164,331 internally displaced people assisted (OCHA, 31 May 2012)
- 57,500 South Sudanese registered at final destination Jan-May 2012 (IOM/UNHCR, 14 June 2012)
- 199,544 refugees in South Sudan (UNHCR, 14 June 2012)

Baseline

Population (NBS)	8.26 million
GDP per capita (SSNBS, ssnbs.org)	\$1,546
% pop. living less than \$1.25 per day (UNDP)	51%
Life expectancy (Health Survey 2006)	42 years
Under-five mortality (Ministry of health)	135/1,000
<5 global acute malnutrition rate (source SSNBS)	18.1%
% of pop. with access to an improved source of drinking water (SSNBS, ssnbs.org)	55%
Literacy rate (SSNBS, ssnbs.org)	27%

Funding

\$1.15 billion requested

44% funded

Crisis Description

South Sudan continues to face considerable humanitarian challenges. A legacy of civil war, political tensions with Sudan and chronic underdevelopment impact heavily on the ability of the new state to provide basic services and respond to humanitarian needs, rendering communities vulnerable to the effects of insecurity, displacement, returns, food shortages, outbreaks of disease and seasonal floods.

Main drivers of the crisis: Political tensions between Sudan and South Sudan over unresolved CPA issues resulting in conflict along the border; intensified inter-communal violence; worsening food insecurity (driven by closure of the border between Sudan and South Sudan); refugees influx due to fighting in Sudan's Blue Nile and South Kordofan states.

Most-affected groups: More than 164,000 people have been forced from their homes in 2012, including 110,000 people from Abyei who remain displaced since May 2011. More than 380,000 people have returned from Sudan since end of 2010. Due to poor harvests, cereal deficit and border closure up to half of the population is at risk of being food-insecure in 2012. About 1.9 million children and women will need nutrition support. In addition more than 199,000 refugees (170,000 of whom come from Sudan) require multi-sector services.

Most-affected areas: Insecurity has affected all 10 states, particularly Warrap, Unity, Northern Bahr el Gazal and Jonglei which have registered the highest number of newly displaced in 2012. Food insecurity has reached crisis levels in Northern Bahr el Ghazal, Warrap, Unity and Jonglei. Most returnees to South Sudanese have arrived in fragile border states with almost no services. Re-mining has occurred in Unity and parts of Jonglei, threatening civilians and causing severe restrictions to humanitarian operations.

Progress towards Strategic Objectives

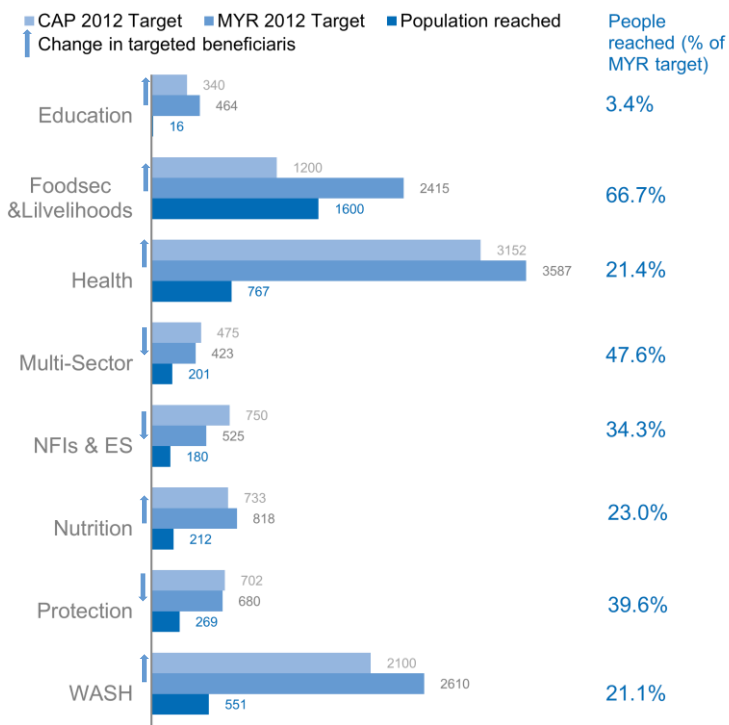
- 1. Responding to emergencies as quickly as possible;** Between 15-79% of core pipeline supplies prepositioned; 164,331 internally displaced people, 199,544 refugees, 57,500 returnees and 1.39 million food-insecure people provided with life-saving humanitarian aid.
- 2. Reducing food insecurity;** 67% of target people reached with food aid and livelihood support. However, food insecurity has increased due to a number of emerging issues and prevailing market conditions. Humanitarian actors estimate that for 2012, 2.4 million people will need food assistance.
- 3. Maintaining front-line services;** 91,605 children at the age of 6-59 months and pregnant or lactating mothers have been treated for severe and moderate acute malnutrition. Some 28% of targeted internally displaced, returnees and refugees have been provided with access to an improved water source. In addition 43% of targeted children of school-aged emergency-affected children and youth have attended learning spaces.
- 4. Ramping up support for returnees during transit;** 57,500 returnees received assistance, of which 7,000 received onward transport assistance to final destinations.
- 5. Strengthening protection for at-risk populations;** 145,834 men and women in six priority states accessed multi-sectoral gender-based violence services; 2,787 children accessed child support services; 34.5% of identified hazardous areas released to communities following mine clearance.
- 6. Reducing costs and improving the operational environment;** An access- working group was established in Juba in February 2012. Of access incidents reported 17% of reported cases of interference and access constraints were resolved.
- 7. Improving coordination;** Cluster and intercluster coordination strengthened and best practices established in line with the Transformative Agenda.

People in Need



Cluster Overview

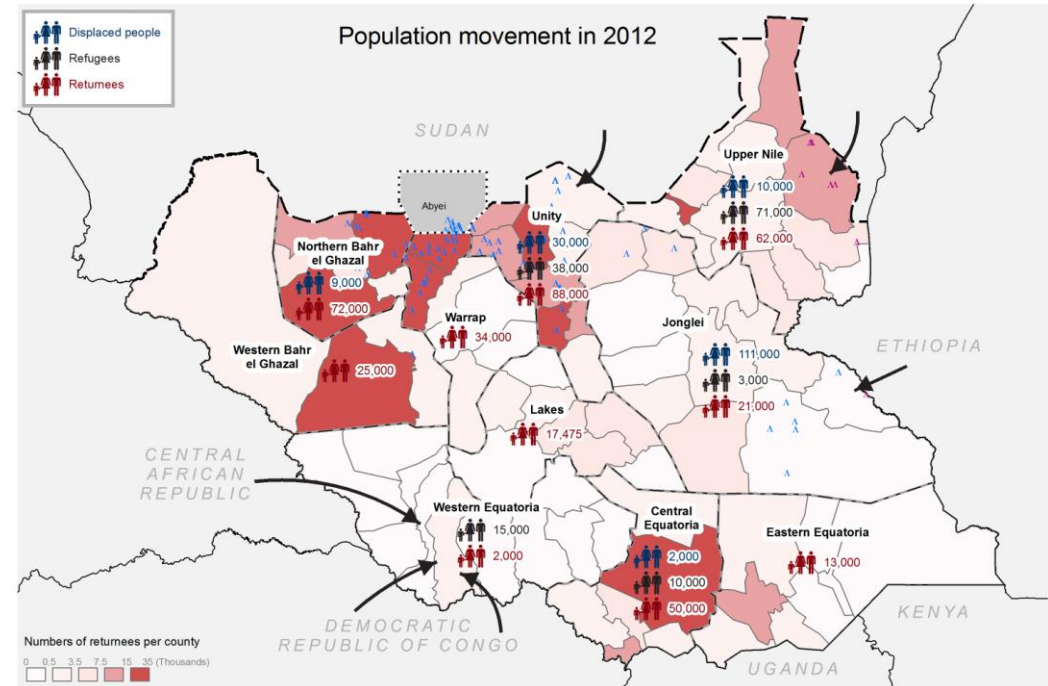
of people in need, targeted and reached by cluster (in thousands)



Mine Action sub cluster target revised at midyear to 'countrywide'. ETC, Logistics Cluster and the Coordination and Common Service sector are not covered here.

Evolution of Needs

- Trend:** Increase in the number of food-insecure people in need of food assistance from 1.2 million to 2.4 million; increase in refugee numbers from 80,000 to 220,000; 13 measles outbreaks with 763 cases treated compared to 1,077 total in 2011.
- Most likely scenario of needs:** 2.4 million food-insecure people (changed from 1.2 million people as of original CAP 2012), 220,000 refugees (changed from 80,000 refugees as of original CAP 2012), 250,000 returnees from Sudan, 110,000 people from Abyei remain displaced, and 300,000 IDPs needing humanitarian aid.
- Worst-case scenario:** 4.7 million food-insecure people, 510,000 refugees, 500,000 returnees from Sudan, 110,000 Abyei displaced, and 1,000,000 internally displaced people in need of humanitarian assistance.



Progress of Response and Gap Analysis

Clusters	Response and gap analysis	Clusters	Response and gap analysis
Education	<ul style="list-style-type: none"> The progress has been slow due to delayed funding, limited capacity of partners in key areas, and lack of supplies in country; the cluster target has been increased by 37% to include refugees and with the expectation of accelerated implementation. 	Multi-Sector	<ul style="list-style-type: none"> The influx of refugees has been significantly larger than expected from Sudan, with refugees arriving from South Kordofan and Blue Nile states. The trend is likely to continue and increase for the rest of the year. The planning figure for refugees in 2012 has been increased to 265,000 people. The number of people returning from Sudan in 2012 (34,000) is slower than expected. The closure of transportation routes (only Renk, Upper Nile state can be used) due to border conflict has presented new challenges.
Food security and Livelihoods	<ul style="list-style-type: none"> Up to 4.7 million people are expected to be food-insecure in 2012, of whom 1 million people will be severely food-insecure. The number of people needing food assistance at some point in the year has increased to 2.4 million for the remainder of the year. Due to increased needs, the cluster's achievements have already exceeded its original planning figures. 	Nutrition	<ul style="list-style-type: none"> Post-harvest surveys conducted in October / November 2011 and Food Security Monitoring conducted in February 2012 illustrates the deteriorating nutritional status and increase in need for emergency nutritional services. The caseload has increased from 1.75 million to 2 million.
Health	<ul style="list-style-type: none"> About 98% of target beneficiaries in the 10 priority states accessed basic safety net of services through both CAP and non-CAP partners. The cluster's planning figure has increased by about 14% for the remainder of the year. 	Protection	<ul style="list-style-type: none"> Activities focused on new emergencies in Jonglei, Upper Nile and Unity. Child Protection sub-cluster registered 2,787 children as separated, unaccompanied or missing, and reunified 291. 18 child friendly spaces have reached 3,058 boys and 1,992 girls with psycho-social support. The Gender-Based Violence Sub-Cluster has increased access to multi-sectoral services for those affected by gender-based violence, with activities in priority states.
NFI & ES	<ul style="list-style-type: none"> The cluster has met 29% of its planned target. The number of people likely to need assistance has been increased by 5% to cater for emergencies in the second half of the year. 	WASH	<ul style="list-style-type: none"> The cluster target has been increased by 25% to cover increased needs in priority states. Limited funding (15%) severely constrained programme implementation.

Additional basic humanitarian and development indicators for South Sudan

Sector		Most recent data	Previous data or pre-crisis baseline	Trend *
Economic status	Gross domestic product per capita	N/A	3,564 SDG (3,651 SSP, \$1,546) ²	N/A
	Percentage of population living on less than \$1 per day.	51% ³	51% ⁴	↔
	Consumer price index (CPI) increases May 2011 to May 2012.	79.5% ⁵	61.5% (September 2010-September 2011) ⁶	↓
Health	Maternal mortality	NA	2,054/100,000 live births ⁷	NA
	Life expectancy	NA	42/45 ⁸	NA
	Under-5 mortality rate (per 1,000 live births).	135 ⁹	NA	NA
	Number of community midwives deployed within health care system.	NA	45	NA
	Measles vaccination rate (12-to-23-month-old children).	38.7% ¹⁰	20.6% ¹¹	↑
	Number of kala-azar cases	14,285	11,885	↓
Food Security	% households according to food consumption score (<21, 21-34, 35+)	Poor (<21): 16% Borderline (21-34): 27% Acceptable (35+): 57% ¹²	Poor (<21) 15% Borderline (21-34) 24% Acceptable (35+) 61% ¹³	↓
	Cereal deficit projected	473,000 MT ¹⁴	390,000 MT ¹⁵	↓
	Proportion of arable land cultivated	NA	4% ¹⁶	NA
	Proportion of severely food-insecure households	12% ¹⁷	11% ¹⁸	↔

²South Sudan National Bureau of Statistics, <http://ssnbs.org/>. Sudanese pound (SDG) and \$ figures provided on the site but SSP equivalent provided is based on UN Operational Rate of Exchange on 15 September 2011

³ UNDP MDG South Sudan 2010

⁴ National Baseline Household Survey 2009

⁵ South Sudan National Bureau of Statistics, <http://ssnbs.org/>. May 2012

⁶ Idem, September 2011

⁷ Sudan Household Health Survey 2006

⁸ Sudan Household Health Survey 2006

⁹ GoSS Ministry of Health (Africa Human Development Report, UNDP, May 2012)

¹⁰ National coverage survey (preliminary results from WHO EPI) - 2012 ongoing

¹¹ South Sudan Development Plan 2011-2013, p.91

¹² World Food Programme WFP, FSMS Round 6 February 2012

¹³ WFP South Sudan October 2011

¹⁴ FAO/WFP Crop Food Security Assessment Mission 2011/2012

¹⁵ Rapid Crop Assessment August 2011

¹⁶ FSMS Round 6 February 2012, World Food Programme

¹⁷ WFP, October 2011

¹⁸ Annual Needs and Livelihoods Analysis Report, South Sudan (2011/2012)

Sector		Most recent data	Previous data or pre-crisis baseline	Trend *
	Proportion of moderately food-insecure households	36% ¹⁹	37% ²⁰	↔
Note: There are significant variations across states with food security significantly deteriorated in Western Bahr El Ghazal, Unity and Warrap states, where the percentage of severely food-insecure people has risen from 15%, 5% and 5% February 2011 to 30%, 20%, and 13% respectively as of February 2012 (WFP)				
WASH	Proportion of population with access to an improved drinking water source (urban/rural)	NA	57% / 67.7% ²¹	NA
	Number of litres of drinking water consumed per person per day in affected population	NA	6	NA
	Proportion of the population practicing safe excreta disposal (rural/urban)	NA	14.6% (36.8% / 9.3%) ²²	NA
Other vulnerability indices	ECHO Vulnerability and Crisis Index score	NA	3/3 (most severe) ²³	NA
	Human Development Index	NA	150/182 countries	NA
Also:	CPI increases September 2010 to September 2011 ²⁴ Gini coefficient on inequalities ²⁵			61.5% 45.54

* The symbols mean: ↑ situation improved; ↓ situation worsened; ↔ situation remains more or less the same.

¹⁹ FSMS Round 6 February 2012, WFP

²⁰ Annual Needs and Livelihoods Analysis Report, South Sudan (2011/2012)

²¹ Southern Sudan Household Survey 2010 cited in South Sudan Development Plan 2011-2013

²² Southern Sudan Household Survey 2010 cited in South Sudan Development Plan 2011-2013

²³ ECHO Humanitarian Implementation Plan 2011

²⁴ South Sudan National Bureau of Statistics, <http://ssnbs.org/>

²⁵ The Gini coefficient measures the degree of inequality in the distribution of income. Data from National Baseline Household Survey 2009

TABLE I. Requirements and funding to date per cluster

Consolidated Appeal for the Republic of South Sudan 2012 as of 30 June 2012 http://fts.unocha.org

Compiled by OCHA on the basis of information provided by donors and appealing organizations.

Cluster	Original requirements (\$) A	Revised requirements (\$) B	Funding (\$) C	Unmet requirements (\$) D=B-C	% Covered E=C/B	Uncommitted pledges (\$) F
COMMON HUMANITARIAN FUND (CHF)	-	-	12,513,404	n/a	n/a	-
COORDINATION AND COMMON SERVICES	13,131,462	13,272,833	3,891,539	9,381,294	29%	-
EDUCATION	37,781,378	39,815,960	8,893,823	30,922,137	22%	-
EMERGENCY TELECOMMUNICATIONS	4,150,813	3,417,768	1,450,625	1,967,143	42%	-
FOOD SECURITY AND LIVELIHOODS	193,824,974	405,050,403	256,154,990	148,895,413	63%	-
HEALTH	101,899,772	109,999,619	29,534,258	80,465,361	27%	-
LOGISTICS	52,764,584	66,037,538	30,658,455	35,379,083	46%	-
MINE ACTION	49,553,108	51,728,217	33,000,569	18,727,648	64%	-
MULTI SECTOR (EMERGENCY RETURNS AND REFUGEES)	81,061,496	195,892,940	10,401,084	185,491,856	5%	-
NFI AND EMERGENCY SHELTER	18,759,521	19,130,516	12,566,054	6,564,462	66%	-
NUTRITION	74,176,857	88,466,227	39,466,557	48,999,670	45%	-
PROTECTION	62,990,940	67,346,979	12,080,192	55,266,787	18%	-
WATER, SANITATION AND HYGIENE	73,097,600	95,144,139	15,731,289	79,412,850	17%	-
CLUSTER NOT YET SPECIFIED	-	-	53,611,586	n/a	n/a	-
Grand Total	763,192,505	1,155,303,139	519,954,425	635,348,714	45%	-

NOTE: "Funding" means Contributions + Commitments + Carry-over

Contribution: the actual payment of funds or transfer of in-kind goods from the donor to the recipient entity.

Commitment: creation of a legal, contractual obligation between the donor and recipient entity, specifying the amount to be contributed.

Pledge: a non-binding announcement of an intended contribution or allocation by the donor. ("Uncommitted pledge" on these tables indicates the balance of original pledges not yet committed.)

The list of projects and the figures for their funding requirements in this document are a snapshot as of 30 June 2012. For continuously updated information on projects, funding requirements, and contributions to date, visit the Financial Tracking Service (fts.unocha.org).

TABLE II. Requirements and funding to date per priority level

Consolidated Appeal for the Republic of South Sudan 2012 as of 30 June 2012 http://fts.unocha.org

Compiled by OCHA on the basis of information provided by donors and appealing organizations.

Priority	Original requirements (\$) A	Revised requirements (\$) B	Funding (\$) C	Unmet requirements (\$) D=B-C	% Covered E=C/B	Uncommitted pledges (\$) F
HIGH PRIORITY	555,152,573	940,360,697	413,444,140	526,916,557	44%	-
LOW PRIORITY	107,517,075	98,659,384	15,083,558	83,575,826	15%	-
MEDIUM PRIORITY	100,522,857	116,283,058	37,815,141	78,467,917	33%	-
NOT SPECIFIED	-	-	53,611,586	n/a	n/a	-
Grand Total	763,192,505	1,155,303,139	519,954,425	635,348,714	45%	-

NOTE: "Funding" means Contributions + Commitments + Carry-over

Contribution: the actual payment of funds or transfer of in-kind goods from the donor to the recipient entity.

Commitment: creation of a legal, contractual obligation between the donor and recipient entity, specifying the amount to be contributed.

Pledge: a non-binding announcement of an intended contribution or allocation by the donor. ("Uncommitted pledge" on these tables indicates the balance of original pledges not yet committed.)

The list of projects and the figures for their funding requirements in this document are a snapshot as of 30 June 2012. For continuously updated information on projects, funding requirements, and contributions to date, visit the Financial Tracking Service (fts.unocha.org).

TABLE III. Requirements and funding to date per organization

Consolidated Appeal for the Republic of South Sudan 2012 as of 30 June 2012 http://fts.unocha.org

Compiled by OCHA on the basis of information provided by donors and appealing organizations.

Appealing organization	Original requirements (\$) A	Revised requirements (\$) B	Funding (\$) C	Unmet requirements (\$) D=B-C	% Covered E=C/B	Uncommitted pledges (\$) F
ACF - USA	12,114,001	12,114,001	4,539,728	7,574,273	37%	-
ACTED	2,350,000	5,128,165	1,166,346	3,961,819	23%	-
ADRA	16,198,505	16,198,505	1,144,612	15,053,893	7%	-
AMURT International	2,733,655	2,733,655	350,001	2,383,654	13%	-
ARC	10,865,528	10,865,528	801,482	10,064,046	7%	-
AWODA	698,652	551,275	60,000	491,275	11%	-
BRAC	975,960	860,465	294,435	566,030	34%	-
CARE International	2,128,221	2,528,221	1,050,000	1,478,221	42%	-
Caritas Switzerland	2,654,967	2,004,967	337,748	1,667,219	17%	-
CCM	1,491,000	1,793,000	597,750	1,195,250	33%	-
CCOC	628,440	628,440	-	628,440	0%	-
CCOSS	1,890,000	1,780,000	-	1,780,000	0%	-
CDAS	760,000	760,000	-	760,000	0%	-
CDoT	2,338,550	2,238,550	300,000	1,938,550	13%	-
CESVI	790,711	790,711	-	790,711	0%	-
CHF	-	-	12,513,404	n/a	n/a	-
Chr. Aid	1,180,000	1,180,000	-	1,180,000	0%	-
CMA	983,814	983,814	350,000	633,814	36%	-
CMD	500,900	1,955,600	-	1,955,600	0%	-
CMMB	375,200	375,200	-	375,200	0%	-
COSV	1,150,000	1,150,000	350,000	800,000	30%	-
CRADA	2,540,000	2,400,000	150,000	2,250,000	6%	-
CRS	12,813,588	12,813,588	-	12,813,588	0%	-
CUAMM	600,000	827,000	-	827,000	0%	-
CW	1,102,552	1,102,552	1,302,652	(200,100)	100%	-
Danchurchaid	1,055,803	855,803	-	855,803	0%	-
Danchurchaid / Danish De-mining Group	340,000	340,000	-	340,000	0%	-
DDG	3,249,000	3,249,000	278,205	2,970,795	9%	-
DEFROSS	500,000	-	-	-	0%	-
DRC	2,891,832	2,891,832	2,974,111	(82,279)	100%	-
DWHH	998,641	998,641	524,568	474,073	53%	-
ECO	1,855,000	425,000	-	425,000	0%	-
ERADA	112,000	112,000	-	112,000	0%	-
FAO	23,142,000	24,960,000	4,738,692	20,221,308	19%	-
FAR	1,045,810	1,045,810	-	1,045,810	0%	-
FH	977,809	977,809	-	977,809	0%	-
GOAL	9,332,191	9,332,191	3,806,042	5,526,149	41%	-

Appealing organization	Original requirements (\$) A	Revised requirements (\$) B	Funding (\$) C	Unmet requirements (\$) D=B-C	% Covered E=C/B	Uncommitted pledges (\$) F
HCO	150,000	440,000	-	440,000	0%	-
HDC	771,655	1,134,655	-	1,134,655	0%	-
HI	-	340,114	-	340,114	0%	-
Horn Relief	875,000	722,500	-	722,500	0%	-
IAS	5,795,637	2,049,167	-	2,049,167	0%	-
IBIS	732,500	732,500	-	732,500	0%	-
ICCO	210,260	210,260	-	210,260	0%	-
IMC	1,476,194	2,646,526	1,164,011	1,482,515	44%	-
Intermon Oxfam	-	2,212,613	905,166	1,307,447	41%	-
INTERSOS	7,058,133	7,058,133	1,671,563	5,386,570	24%	-
IOM	71,334,112	71,825,097	10,693,292	61,131,805	15%	-
IRC	8,791,113	8,791,113	3,143,163	5,647,950	36%	-
IRW	1,106,101	833,943	250,000	583,943	30%	-
JDF	469,154	469,154	-	469,154	0%	-
JEN	1,200,000	1,200,000	-	1,200,000	0%	-
LCEDA	597,000	310,370	-	310,370	0%	-
LHDS	365,000	365,000	-	365,000	0%	-
LWF	936,000	936,000	-	936,000	0%	-
Malaria Consortium	1,058,705	1,058,705	300,000	758,705	28%	-
Malteser International	1,783,000	1,783,000	-	1,783,000	0%	-
Mani Tese	795,000	795,000	-	795,000	0%	-
MEDAIR	7,995,000	7,995,000	4,172,464	3,822,536	52%	-
Mercy Corps	3,587,500	4,269,500	914,682	3,354,818	21%	-
MERLIN	5,602,173	5,602,173	300,000	5,302,173	5%	-
Mines Advisory Group	5,413,195	5,413,195	3,814,103	1,599,092	70%	-
NCA	1,846,820	1,846,820	276,405	1,570,415	15%	-
NHDF	3,702,000	4,604,646	1,447,252	3,157,394	31%	-
NPA	7,100,000	18,853,400	4,364,908	14,488,492	23%	-
NRC	5,920,000	5,920,000	2,335,042	3,584,958	39%	-
NVPF	2,654,668	5,622,930	397,590	5,225,340	7%	-
OCHA	9,405,393	9,405,393	3,158,214	6,247,179	34%	-
OXFAM GB	5,187,843	5,187,843	1,708,990	3,478,853	33%	-
Pact Inc.	-	10,435,148	-	10,435,148	0%	-
PAH	1,496,482	1,680,467	-	1,680,467	0%	-
PCO	3,308,000	3,308,000	293,020	3,014,980	9%	-
PCPM	177,127	277,127	77,884	199,243	28%	-
Plan	2,626,500	2,626,500	-	2,626,500	0%	-
PRM	290,254	290,254	-	290,254	0%	-
PSI	1,877,635	1,877,635	-	1,877,635	0%	-
RAAH	394,685	394,685	-	394,685	0%	-
RI	3,351,306	3,576,629	801,550	2,775,079	22%	-
Samaritan's Purse	4,911,661	4,575,661	-	4,575,661	0%	-
SC	22,946,898	21,665,557	1,579,672	20,085,885	7%	-
Sign of Hope	243,000	243,000	-	243,000	0%	-

Appealing organization	Original requirements (\$) A	Revised requirements (\$) B	Funding (\$) C	Unmet requirements (\$) D=B-C	% Covered E=C/B	Uncommitted pledges (\$) F
SIMAS	1,312,175	1,312,175	-	1,312,175	0%	-
Solidarités	2,134,027	4,115,757	500,000	3,615,757	12%	-
SPEDP	2,670,000	1,950,000	-	1,950,000	0%	-
SSCCA	575,000	575,000	-	575,000	0%	-
SSUDA	611,000	611,000	452,111	158,889	74%	-
SSWEN	447,700	447,700	-	447,700	0%	-
SSYIM	60,000	60,000	-	60,000	0%	-
Stromme Foundation	151,585	151,585	-	151,585	0%	-
SUDRA	800,000	800,000	-	800,000	0%	-
SWA	113,420	113,420	-	113,420	0%	-
Switzerland RC	660,000	660,000	-	660,000	0%	-
TEARFUND	9,088,687	9,088,687	2,434,284	6,654,403	27%	-
THESO	4,317,264	4,017,620	397,211	3,620,409	10%	-
UDA	800,000	800,000	-	800,000	0%	-
UNDP	-	428,000	-	428,000	0%	-
UNDSS	350,000	733,325	733,325	-	100%	-
UNESCO	-	300,000	-	300,000	0%	-
UNFPA	1,010,000	1,010,000	-	1,010,000	0%	-
UNHCR*	84,103,620	198,935,064*	71,606,664	127,328,400	36%	-
UNICEF	62,498,656	93,515,872	36,618,844	56,897,028	39%	-
UNIDO	310,000	404,414	190,280	214,134	47%	-
UNKEA	1,190,480	1,600,380	150,000	1,450,380	9%	-
UNMAS	31,746,000	31,746,000	24,220,666	7,525,334	76%	-
UNYMPDA	290,000	940,000	-	940,000	0%	-
VSF (Belgium)	635,000	1,435,000	380,000	1,055,000	26%	-
VSF (Germany)	1,131,680	805,780	845,995	(40,215)	100%	-
VSF (Switzerland)	851,460	851,460	247,665	603,795	29%	-
WCDO	874,037	1,972,667	-	1,972,667	0%	-
WCH	222,500	222,500	-	222,500	0%	-
WFP	187,285,130	402,118,394	289,039,970	113,078,424	72%	-
WHO	20,769,342	20,543,572	6,767,955	13,775,617	33%	-
World Relief	1,331,851	1,776,851	501,007	1,275,844	28%	-
WVS	13,944,857	10,724,180	3,469,701	7,254,479	32%	-
Grand Total	763,192,505	1,155,303,139	519,954,425	635,348,714	45%	-

NOTE: "Funding" means Contributions + Commitments + Carry-over

Contribution: the actual payment of funds or transfer of in-kind goods from the donor to the recipient entity.

Commitment: creation of a legal, contractual obligation between the donor and recipient entity, specifying the amount to be contributed.

Pledge: a non-binding announcement of an intended contribution or allocation by the donor. ("Uncommitted pledge" on these tables indicates the balance of original pledges not yet committed.)

The list of projects and the figures for their funding requirements in this document are a snapshot as of 30 June 2012. For continuously updated information on projects, funding requirements, and contributions to date, visit the Financial Tracking Service (fts.unocha.org).

* Due to the on-going refugee movement, UNHCR is further revising its requirements to \$270,280,982 in consultation with the Humanitarian Coordinator.

2. CHANGES IN THE CONTEXT, HUMANITARIAN NEEDS, AND RESPONSE

2.1 Changes in the context

The humanitarian situation in the first six months of 2012 has deteriorated, with increased border violence, internal insecurity, underlying vulnerability and rising food security concerns expected to generate continued high humanitarian needs throughout the year. Several key aspects of the 2005 Comprehensive Peace Agreement (CPA) are still outstanding, including border demarcation, agreement on wealth-sharing, agreement on the political status of Abyei, and political settlements in Southern Kordofan and Blue Nile states. The process to resolve these outstanding issues collapsed in late March, raising fears of a return to unrestrained hostilities between Sudan and South Sudan in April. In an attempt to diffuse tensions, talks resumed between the two parties in early June to discuss border security, including a cessation of hostilities and the establishment of a demilitarised area along their common frontier. However, the talks were inconclusive.

Several factors are contributing to the dramatic increase of vulnerability of affected populations

The legacies of past conflict and endemic poverty have been exacerbated by a surge in localized violence—including inter-communal violence, activities of rebel militia groups and border insecurity—and by erratic climactic conditions that have contributed to the food insecurity of women, girls, boys and men throughout South Sudan. With South Sudan heavily reliant on imported food, rising prices are hitting households hard. This is particularly the case in northern states where border closures have led to price increases of up to 300% for some basic commodities. Austerity measures resulting from the decision in January by the Government of South Sudan (GoSS) to shut down oil production over disputes with Sudan are likely to increase socio-economic pressure and hardship on an already vulnerable population. Persisting austerity will almost certainly lead to worsening food security, increased poverty, higher child mortality and declining school attendance.

The achievements of the Government during the CPA period have been impressive, all the more so when the low baseline resulting from decades of marginalization and war is taken into account. However, the critical tasks for the new state remain overwhelming in scale and complexity. The Government's response capacity in the social sector will remain constrained for some time. Even under the most optimistic scenario, state delivery systems will not be fully functional until at least the second development plan (2014 to 2019) reducing the possibility of a state-wide approach to poverty reduction. With community coping strategies exhausted by years of conflict and governmental plans to launch individual resilience and social safety nets jeopardized by austerity; frontline agencies will have to continue to be the main providers of health and water systems and social protection to help reduce vulnerability and prevent communities from sliding into crisis.

Political tensions between Sudan and South Sudan remain high

The relationship between South Sudan and Sudan has been strained in the post-independence period, undermining prospects for progress on outstanding CPA issues and fuelling increasing insecurity along and across the new international border. African Union-mediated talks between the two countries in Addis Ababa – focused on oil wealth sharing, citizenship, the fate of the Abyei area, border demarcation and debt sharing – continued haltingly over late 2011 without a breakthrough. Relations reached a low in late January 2012, when South Sudan ordered oil companies to shut down production amid a deepening dispute over oil transit fees set by Khartoum for the use of northern pipelines. The move will have a serious impact on the two economies, which are overwhelmingly dependent on oil revenues (up to 98% of the GoSS's income being derived from oil production), and has reduced hopes for negotiated agreement on other key issues, such as modalities for north-south returns.

During this continued impasse, border violence increased sharply in March and April with clashes and aerial bombardment along the border with Sudan. The parties have also continued to exchange allegations of hosting and supporting rebel groups active in their territories. In May, the Security Council adopted a resolution condemning the cross-border conflict and under threat of sanctions, called on both parties to immediately cease all hostilities and to resume negotiations under the auspices of the African Union High-Level Implementation Panel. The resolution stipulated that within three months of the adoption of the resolution both countries needed to come to an agreement on oil and related payments, the status of nationals of one country residing in the other, demarcation of borders and the status of the Abyei area. On 29 May, negotiations between the two parties resumed in the Ethiopian capital Addis Ababa under the auspices of the African Union. As of 2 June most of the military and police forces had withdrawn from Abyei in a positive gesture of diffusion of the tension.

Humanitarian organizations continue to provide front-line services

The new republic continues to face other major challenges as it seeks to improve internal security, build state capacity and enable the shift from emergency relief to recovery. Inter-communal clashes and rebel militia activity continue to destabilise communities in Upper Nile, Unity, Jonglei, Lakes and Warrap states, disrupting agricultural production, livelihoods and education and increasing vulnerability. The legacy of protracted civil war has left South Sudan with one of the biggest capacity gaps in Africa. Public infrastructure remains severely under-developed; rule of law is weak and government capacity to provide basic services is low. The Government has taken important steps to strengthen state capacity over the past year. The first South Sudan Development Plan was completed in mid-2011, outlining an ambitious two-year framework for strengthening Government functions and service delivery. In January 2012, the UN Development Assistance Framework for South Sudan (UNDAF) was finalised to support Government development efforts over 2012-2013 with the aim of improving the lives of the people of South Sudan, and particularly the most vulnerable.

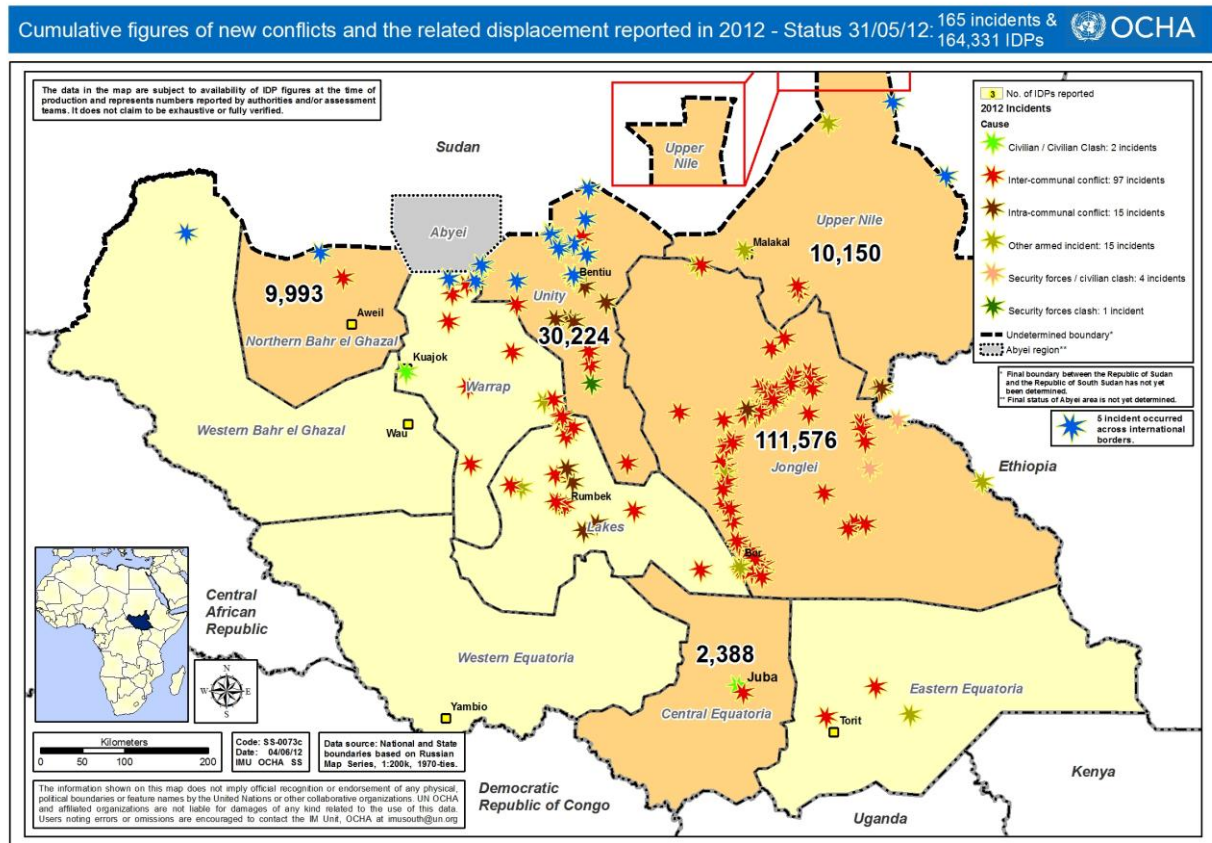
However, the Government estimates it will take years before it can begin direct provision of frontline services. In light of this, humanitarian organizations will continue to provide the bulk of basic services and support in under-served areas until new planning and funding mechanisms come in place under the auspices of the development plan. The implications of the oil shutdown in January cannot be underestimated. The dramatic decrease in the gross domestic product (GDP) risks leading to a collapse of the economy and a massive depreciation of the South Sudanese pound with a potential exponential rise in inflation. Humanitarian organizations are

concerned about the social impact and humanitarian consequences of the shutdown, which could lead to a rapid reversal in the modest gains made since the signing of the CPA. Areas of particular concern include the possibility for widespread increase of poverty, the increase in maternal and child mortality rate and the decrease in school enrolment. Moreover, social tensions and insecurity could arise if austerity measures further strain living conditions. As a contingency, the UN country team has revised the recently adopted UNDAF and reprioritized activities to ensure that the UN system is prepared with a unified set of programme priorities in case of prolonged austerity.

Civilians bear the brunt of persisting insecurity

A complex dynamic of insecurity and violence, which emerged in the wake of the referendum, have continued in the post-independence period, driving displacement, disrupting livelihoods and agriculture, and increasing emergency needs. Front-line partners—including non-governmental and international organizations, UN agencies, and church groups—have mobilized to support Government ministries helping 170,000 people affected by inter-communal fighting in Jonglei State in December and January; 110,000 people displaced from the contested area of Abyei a year ago; 20,000 people who have been displaced due to border violence in March and April; and a continued influx of refugees from Sudan’s South Kordofan and Blue Nile states.

Inter-communal violence has continued to plague the new state. While inter-communal violence has been a pattern in South Sudan for years, large-scale retributive attacks spiked at the start of the year in Jonglei State, where civilians were killed, wounded and further impoverished. The proliferation of small weapons and deliberate arming of communities has contributed to the high number of casualties. Humanitarian actors launched a massive humanitarian operation to respond to emergency needs among the 170,000 people affected by the violence. By the end of May, humanitarian actors had recorded 165 conflict incidents with humanitarian consequences and 164,331 people newly uprooted from their homes this year.



Rebel militia groups have continued to operate in some of the main areas of internal displacement and refugee and returnee arrival, including in Jonglei, Unity and Upper Nile states, putting already vulnerable people at great risk. There are at least a handful of rebel militia groups present in South Sudan. General Athor, one of the most prominent rebel leaders, was killed in late December 2011 by unknown assailants. Forces linked to the late Athor have reportedly nominated a new leader although some of the former Athor followers were reportedly reintegrating into the SPLA (Sudan People's Liberation Army) in Jonglei. By the end of May, movements of rebel militias groups were reported from Unity and Upper Nile.

Fighting and increased hardship in Sudan's South Kordofan and Blue Nile states have continued to drive people into South Sudan. Upper Nile State holds the largest concentration of refugees with 107,100 people, whereas 55,400 people have made their way to Unity State. The rate of arrival into both Upper Nile and Unity increased dramatically, with arrivals from Blue Nile State reaching an estimated 50,000 in the three last weeks of May and the first two weeks of June. In response, humanitarian partners have scaled up operations in the two border states to respond to the needs of the swelling refugee settlements.

More than a year after the military takeover of the contested Abyei area triggered the displacement of over 110,000 people into Agok and South Sudan, the majority of the people remain displaced in and outside the Abyei area with humanitarian aid being provided by South Sudan humanitarian organizations. The lack of a civilian Abyei administration, the continued presence of security forces, and the presence of landmines have inhibited significant returns and only very limited returns have taken place north of the Bahr el Arab/River Kiir. However, as talks between Sudan and South Sudan resumed in late May and the parties withdrew their security forces, the likelihood of return has increased.

The number of people requiring food security support has increased

Poor harvests, soaring food and fuel prices, conflict and displacement have led to rising hunger and malnutrition in South Sudan. More than half the entire population – 4.7 million people – will be at risk of food insecurity during the year. Of these, at least one million people risk severe food insecurity and 3.7 million risk moderate food insecurity. The cereal deficit is projected at 470,000 metric tons (MTs). While the overall food insecurity levels remain comparable to October 2011, there has been deterioration in household food consumption, coping strategies and food utilisation among affected households. To meet increasing needs, the World Food Programme (WFP) declared a Level 3 corporate emergency for South Sudan in February. At the start of the lean season, when food from the previous harvest ran out, food security partners expanded assistance to the most vulnerable throughout the country, aiming to reach 2.4 million people over the course of the year. In the first five months of 2012, food assistance and livelihood partners had already reached 2 million people across the country with food assistance, agricultural support, veterinary services and other livelihood support actions.

Malnutrition is also a growing concern, expected to impact around 600,000 children in 2012 according to the Nutrition Cluster. Nutrition surveys and food security assessments in 2011 and early 2012 confirm that women, girls, boys and men in Jonglei, Upper Nile, Unity, Eastern Equatoria, Warrap and Northern Bahr el Ghazal states are likely to suffer from malnutrition levels above the World Health Organization (WHO) emergency threshold of 15% global acute malnutrition (GAM). The main factors contributing to acute malnutrition in South Sudan are food insecurity, disease, lack of access to primary health care, lack of clean water and adequate

sanitation, seasonality, and poor infant feeding practices. Acute malnutrition peaks during the pre-harvest season and the hunger gap period between April and June.

South Sudanese continue returning home

In February 2012, the two Governments reached agreement on a bilateral framework that details key aspects of the return process – although not all of them. In mid-March, the parties initialled the process to formalize an agreement ('Four Freedoms') to allow nationals of each state the rights to enjoy "freedom of residence, freedom of movement, freedom to undertake economic activity and freedom to acquire and dispose property", which raised hopes of a less rushed return process. However, the transition period set by Sudan for South Sudanese to regularize their status in the country expired early April without a firm agreement in place.

Since late October 2010, more than 387,000 people have returned to South Sudan from Sudan, many to areas where access to basic services and the opportunity to earn a living are limited. Partners have been providing short-term emergency assistance for in-transit and stranded groups, assistance with onward transport and a reinsertion package in their final destinations so that returnees can start building their new lives and avoid aid dependence. These are, however, short-term fixes, and funding for sustainable reintegration remains virtually non-existent. It is estimated that up to 500,000 South Sudanese remain in Sudan. Recognizing that a sudden large-scale exodus of South Sudanese from Sudan would result in a major humanitarian crisis, the humanitarian community is negotiating modalities to ensure returns are voluntary and conducted in safety and dignity, as well as advocating for the acceptance of the 'Four Freedoms' agreement for each other's nationals.

Access constraints continue to hamper the relief effort

South Sudan remains an extremely challenging context in which to deliver humanitarian aid. Insecurity, the poor state of transport infrastructure, and the rainy season cut off access to large parts of the country for between five and seven months each year. This can render partners reliant on air assets, which are limited and costly. Humanitarian access challenges have also continued to impose serious costs on the relief efforts in terms of time, lost supplies, funds, and the safety and security of humanitarian personnel. By May, humanitarian actors had recorded at least 26 incidents in which the SPLA or other state actors commandeered relief assets, occupied humanitarian premises, physically assaulted staff or restricted the ability of humanitarians to reach populations in need quickly and safely. The humanitarian community with the Ministry of Humanitarian Affairs and Disaster Management and state authorities have condemned violations, but progress in stopping harassment has been limited.

2.2 Summary of response to date

The first quarter of the year has been characterized by a massive humanitarian response operation in Jonglei, a spiralling number of refugees arriving in Unity and Upper Nile, the deterioration in food security, fall-out from the politico-military crisis in the border areas with Sudan, and the economic impact of the shutdown of oil production. The chapter below shows how the overall humanitarian operation has been impacted by the deteriorating trend.

Humanitarian partners have responded to multiple emergencies in the first part of 2012. Following the outbreak of conflict in Jonglei state in late December and early January a rapid emergency humanitarian response operation was launched, saving lives through medical evacuations and providing vital support to those who lost homes and livelihoods. To meet the vast emergency needs of up to 170,000 people, an operational coordination hub was established in Pibor town – at the epicentre of the fighting – to respond to the surrounding conflict-affected areas. From this location, partners scaled up their presence, with up to 18 organizations on the ground providing life-saving assistance at the height of the relief operation. Despite considerable access constraints in some violence-affected areas, the relief operation was deemed largely successful. Humanitarian organizations also responded to other emergencies in South Sudan including assistance for more than 57,500 returnees from Sudan, more than 169,000 refugees from Sudan²⁶ and continued assistance for about 110,000 people displaced from Abyei in May 2011.

In addition, the humanitarian community scaled up to meet growing food needs due to erratic rains, insecurity, and inflation and border closures with Sudan. By mid-year, food security partners had already assisted about 1.6 million people with food aid and livelihoods activities – more than the target of 1.2 million people for the entire year.

Pre-positioning and contingency planning have proven to be key elements to ensure preparedness and flexibility in the response. The operating environment in South Sudan is one of the most expensive and difficult in the region and part of the response to the most likely scenario under the contingency plan was to pre-position as many supplies as possible in places that would be cut off by rains for up to half of the year. At the end of May, pre-positioning for the seven emergency pipelines was on track with the exception of reproductive health kits and water, sanitation and hygiene supplies, which were affected by inadequate funding. Reduced funding within the Water, Sanitation and Hygiene Cluster (WASH) limited the number of WASH partners able to respond to the growing humanitarian crisis, and restricted the cluster lead's ability to continuously re-supply the core pipeline on which partners relied.

UN agencies and non-governmental organizations (NGOs) continue to provide the majority of front-line and basic services in South Sudan, particularly in remote and conflict-prone areas. For example, within the health sector there are more than 130 health partners in addition to the Ministry of Health providing primary health care. The pressure on basic services has increased with the influx of over 380,000 South Sudanese from Sudan in the last year and a half. The number of people newly uprooted by conflict also remains high, obliging agencies to manage flexibly their resources to cope with the changing humanitarian needs.

²⁶ UNHCR (06/08/2012), figure includes pre-2012 arrivals

While the rate of returns to South Sudan has been slower than expected in 2012, the number of refugees arriving from Sudan's South Kordofan and Blue Nile states has been significantly higher than anticipated. The emergency humanitarian and protection assistance has been provided within an extremely challenging environment and within a short time frame by humanitarian partners.

Reducing costs and improving the operational environment has proven to be challenging and progress has been delayed in some areas. However, follow-up on a range of access issues has been consistent, timely and coherent with the relevant authorities (both at central and state level) with 17% (12 out of 69) of incidents brought to a successful resolution (such as school occupancy by the SPLA). Likewise, lack of funding has resulted in limited progress in supporting the Ministry of Humanitarian Affairs and Disaster Management and the South Sudan Relief and Rehabilitation Commission (MoHADM and SSRRC) in increasing their emergency response capacity.

2.3 Updated needs analysis

The critical areas of conflict and displacement, food insecurity and lack of basic services identified in the 2012 CAP remain relevant at mid-year, with worsening food security and refugee numbers outstripping initial planning figures. Food and livelihoods assistance, emergency health care, WASH, nutrition services, emergency education and protection activities will remain the priority humanitarian needs in South Sudan throughout the rest of 2012.

Decades of marginalization and war have left households with little ability to absorb shocks caused by displacement, poor harvests, flooding, drought, insecurity, illness, and other social and economic challenges. More than half of the population lives below the poverty line and more than 90% are income-poor.²⁷ National austerity measures implemented to make up for lost oil revenues could further worsen the situation for South Sudanese. Against this backdrop the following areas show changes in needs, which will reflect humanitarian partners' strategic responses through the rest of 2012.

Food security

The number of people suffering from food insecurity has risen sharply this year. According to the Crop and Food Security Assessment Mission (CFSAM) report released by WFP/FAO in collaboration with Ministry of Agriculture and Forestry in February 2012 and the Annual Needs and Livelihood Analysis by WFP and cluster partners, the number of food-insecure people has jumped from 3.3 million people to 4.7 million people this year, of whom an estimated one million people are severely food-insecure. Based on the deteriorating situation, the Food Security and Livelihood Cluster now plans to assist 2.4 million people (estimated 1,255,760 males and 1,159,170 females) with food security interventions (food assistance, agricultural support, veterinary services and other livelihood support actions) – double the planning figure set in the CAP 2012.

Food shortfalls, increased conflict-related displacement and agricultural disruption, the increased influx of refugees, a deteriorating socio-economic situation and uncertainty about relations with Sudan prompted WFP in February to declare a Level 3 corporate emergency in South Sudan,

²⁷ National Baseline Household Survey 2009

placing the emergency operation for the country among the organization's highest global priorities. The Integrated Phase Classification (IPC) employed by the Livelihood Analysis Forum (LAF) and chaired by the GoSS National Bureau of Statistics, indicates that 15 counties across Jonglei and the four states bordering Sudan have deteriorated to level 4 emergency status²⁸.

The CFSAM projects a cereal deficit of 470,000 MTs for the year, half of the national cereal requirement and 60% more than last year's deficit. With South Sudan heavily reliant on imported foods, rising prices are hitting households hard. Inter-related factors have contributed to the worsening of food insecurity – high market demand for food as South Sudanese returned home from Sudan, increasing the population of the country by approximately 4% in 2011, high commodity prices, high fuel and transport costs, livestock diseases, unpredictable security conditions and conflict-related displacement. Under normal circumstances, the increased demand could be addressed by well-functioning markets. However, the closure of border crossings with Sudan since 2011 has disrupted the usual supply of food commodities to the markets of South Sudan.

The number of people who could suffer from food insecurity has been adjusted to 4.7 million. As a result of deteriorating food security conditions, food security and livelihood cluster partners are now planning to reach 2.41 million people, double of the 1.2 million people planned at the start of this year.

Nutrition

High rates of malnutrition are linked to food insecurity and other factors. The eight validated post-harvest 'standardized monitoring and assessment of relief and transition' (SMART) surveys, from October to November 2011 in four states, indicate high level of malnutrition: GAM at 14.7% (15% emergency threshold) and severe acute malnutrition (SAM) at 3.2% (2% significant concern).²⁹ The post-harvest season should normally be the period with minimal incidence of malnutrition. Malnutrition has increased in six states since last year. The most affected are children from 6 to 24 months and pregnant and lactating women (P&LW).

The planning figures for the number of SAM and moderately acutely malnourished (MAM) have increased from 83,000 to 114,000 (SAM) and 150,000 to 207,000 (MAM) respectively.

Refugees, returnees, and internally displaced people (IDPs)

South Sudan has received fast-rising numbers of refugees, in particular from Southern Kordofan and Blue Nile states in Sudan. With more than 199,000 refugees³⁰ from neighbouring countries as of early June, South Sudan is already one of the leading refugee-hosting countries in Africa. About 45,000 Sudanese refugees were estimated to have entered Unity State and about 110,000 Upper Nile State at the end of May with an additional 30,000 reported on the way to South Sudan.

Refugee numbers have been revised as of mid-2012 from the original planning figure of 80,000 refugees to a new planning figure of 265,000 refugees.

²⁸ Level 4 emergency status is characterized by at least 20% of the households experiencing either of the following: extreme food consumption gaps, high malnutrition and excess mortality or extreme loss of livelihood assets.

²⁹ Post-harvest surveys conducted between October and December 2011

³⁰ UNHCR (08/06/2012)

South Sudanese returnees from Sudan have continued to return home to locations with virtually no social services or economic opportunities to support their reintegration. Up to 250,000 South Sudanese in Sudan may decide to return in the short term. The large-scale return of over 380,000 South Sudanese from Sudan since late 2010 – often to communities that lack water, schools, health care and livelihood opportunities – has put enormous pressure on already over-stretched services in reception and final destination areas. Land issues, including where returnees may settle and what rights they may have in relation to the land, are likely to intensify, particularly where there is no consistent policy or implementation of relevant legislation.

As the rate of return has not significantly increased, the original planning figure of an estimated 250,000 people expected to arrive in 2012 will be kept for the remaining of the year.

Internal displacement

Insecurity has affected all of South Sudan's ten states but predominantly Jonglei, Upper Nile, Northern Bahr-EI Ghazal and Unity states. Already this year, over 164,000 people – more than half of the 300,000 projected internal displacement for the entire year – have been newly displaced due to conflict incidents.

The current planning figure of 300,000 displaced will be maintained for the remainder of the year.

Front-line services

Increased health needs are expected in 2012 due to austerity measures which may prevent payment of Ministry of Health (MoH) staff salaries, a reduction by 20% of operational costs at the central level and no operational costs paid at state level, and a reduction in capital costs and contracts. Such measures could lead to a breakdown in services, affecting all states. Multi-Partner Trust Fund drug supplies are expected to finish as of June 2012 with no new procurement planned by the MoH, resulting in massive drug stock ruptures across the country. Likewise, austerity measures may prevent payment of educational staff and other front-line workers impacting on core services throughout the country.

Increases in CAP planning figures at mid-year

Most likely scenario	CAP 2012	CAP 2012 MYR
IDPs	300,000	300,000
Returnees	250,000 from Sudan 110,000 returning to Abyei	250,000 from Sudan 110,000 returning to Abyei
Refugees	80,000	265,000
Total directly and indirectly affected and others requiring assistance	1.2 million	2.41 million

Clusters' anticipated beneficiaries—original figures in CAP 2012 compared to CAP MYR

Cluster	Specifics	Original 2012 CAP caseload	Revised MYR caseload
Education	# assisted with education in emergencies	339,755	463,706
FSL	Food assistance, agricultural support, veterinary services and other livelihood support interventions	1,200,000	2,415,930
Health	# of consultations	3,152,461	3,587,318
Multi-Sector	Refugees	80,000	265,000
	Returnees	250,000	250,000
	Abyei	110,000	110,000
	Returnees (ex-Refugees)	35,000	35,000
NFIs	# NFI kits	100,000	105,000
	# shelter kits	25,000	25,000
Nutrition	Treatment SAM	83,000	114,000
	Treatment MAM	150,000	207,000
	Treatment PLW	0	109,000
	Preventative treatment (micro-nutrient supplements) for PLW	300,000	300,000
	Total nutritional cluster caseload treatment and preventative (including BSFP provision to 288,000 infants aged 6-36 months)	1,750,000	2,000,000
Protection	# Identified and registered children reunited with families	2,400	2,400
	# Identified children/youth released from armed groups	1,500	1,500
	# children receiving emergency psycho-social support	7,000	15,000
WASH	Total caseload (IDPs, returnees, refugees)	2,100,000	2,610,000

2.4 Analysis of funding to date

During the first year of independence, humanitarian funding for the newest country in the world was slow to materialize. At the end of the first quarter, the 2012 South Sudan CAP was only 20% funded with \$159 million received out of \$776 million requested. Secured funding included a \$20 million grant from the first 2012 Central Emergency Response Fund (CERF) allocation for underfunded emergencies. Overall, pooled funding from CERF and through the Common Humanitarian Fund (CHF) combined accounted for 16% of resources secured, providing timely and flexible resources to jump-start the procurement of supplies, particularly for the most underfunded pipelines, and providing a lifeline of support for humanitarian programmes in the most vulnerable areas.

As of 30 June 2012, the CAP is 45% funded against the revised requirements of \$1.155 billion (65% against initial requirements), with \$520 million received so far. Although the current funding level is greater than the 34% and 42% funding secured by mid-2011 and mid-2010 respectively, funding levels are still not commensurate to the needs outlined in the South Sudan CAP and severe funding imbalances among the different clusters remain.

Four out of twelve clusters in the CAP are less than 25% funded: Multi-Sector, Protection, and WASH, and Education. The Emergency Telecommunications (ETC) and Health Clusters and the Coordination and Common Services (CSS) sector are 42%, 29% and 27% funded respectively. The Logistics Cluster has received 46% of its requirements. The highest-funded clusters are Nutrition (45%); Mine Action (64%); NFIs (non-food items) and Emergency Shelter (66%); and Food Security and Livelihoods (63%). Despite FSL cluster receiving 127% of its original funding requirement, the food assistance component of the response is 204% funded while the non-food assistance component is 16% funded. While immediate food needs were met, complementary livelihood needs are not adequately addressed, thereby impairing medium-term and resilience-building efforts.

Due to gaps in funding, some cluster achievements were modest in the first part of 2012. While the impact of the funding shortfall on the humanitarian response is articulated in greater detail in the cluster response plan updates, overall lack of resources led to a drastic downscaling of planned or existing activities and re-prioritization of the humanitarian operation in February and of the projects funded through CHF and CERF. Delay in the activation of the CHF also meant a delay in the start of the procurement for the core pipelines, traditionally funded through the first round of allocations. As a result of this delay, the pre-positioning of seeds and tools, which is a key action to build household resilience to food stocks ahead of the rainy season, was significantly impeded.

In general, shortage of funding led partners to cut short some of the planned activities. The non-food assistance component of the FSL cluster is 16% funded. Complementary livelihood support interventions were thus significantly cut back, curtailing medium-term and resilience-building efforts. In the Nutrition Cluster, some partners cut their pre-harvest surveys, while the Gender-Based Violence Sub-Cluster (GBV) was not able to provide the basic services needed to prevent and respond to gender-based violence. In the Common Services and Coordination sector, the capacity development project that aimed to support the GoSS's Ministry for Humanitarian Affairs and Disaster Management (MHADM) and Relief and Rehabilitation Commission (RRC) in coordinating humanitarian operations in the country could not be implemented.

During the MYR partners reviewed and changed their projects in light of the changed context and increased needs. The MYR presents revised requirements of \$1.155 billion (a 51% increase on the original CAP 2012 requirements), itemised in 297 projects. The Multi-cluster requirements increase by 142% (due to a large increase in refugee influx), the Food Security and Livelihoods Cluster by 109% (due to rising food insecurity), and the WASH Cluster by 30% (due to increased caseload); these are the clusters with the greatest increases. A significant increase in humanitarian funding is urgently requested to enable the humanitarian community to respond to the multiple challenges in the first year of statehood.

Table Summary Funding Requirements (as of 30 June 2012)

Cluster	Number of Projects	Original Requirements \$ million	Number of Projects at MYR	Requirements after MYR \$ million	Secured funding \$ million	Funding level at MYR (%)
CSS	4	13.1	5	13.3	3.9	29%
Education	26	37.8	29	40	8.9	22%
ETC	1	4.2	1	3.4	1.5	42%
FSL	59	193.8	66	405	256.1	63%
Health	46	101.9	48	110	29.5	27%
Logistics	4	52.8	4	66.0	30.7	46%
Mine Action	9	49.6	10	52.0	33.0	64%
Multi-cluster	3	81.1	3	196	10.4	5%
Nutrition	27	74.2	31	88.5	39.5	45%
Protection	40	63.0	42	67.3	12.0	18%
NFIs and Emergency Shelter	11	18.8	14	19.1	13.0	66%
WASH	41	73.1	44	95	15.7	18%
**Unspecified					53.6	
Unallocated CHF and fees					12.5	
Total	271	763	297	1,155	520	45%

***Funds given to agencies flexibly whose use in specific sectors and projects is not yet reported.*

Despite the unevenness in funding across the different clusters, in the year to date donors responded positively to the prioritization scheme of the CAP. High-priority projects based on original CAP requirements are 68% funded as opposed to 37% and 13% for medium- and low-priority projects respectively. The majority of funding benefitted projects in the highly vulnerable border states of Warrap (64%) followed by Lakes (60%), Upper Nile (58%), Jonglei (58%) and Unity (50%). Despite being among most vulnerable border states, Northern Bahr El Ghazal secured only 44% of its original requirements. Among the non-priority states, projects in Western Bahr El Ghazal secured 74% of requirements followed by Eastern Equatoria (60%), Western Equatoria (54%) and Central Equatoria (52%).

The CERF and CHF proved to be powerful tools to support the humanitarian operation according to the prioritization strategy agreed by the Humanitarian Country Team (HCT). In February 2012,

a CERF allocation of \$20 million from the CERF under-funded window was used for the procurement and distribution of essential supplies through the core emergency pipeline of health, nutrition, water and sanitation, food security and livelihoods, and NFIs and emergency shelter. Projects in the Education and Protection Clusters were also included in the allocation to support the provision of a comprehensive package of assistance for returnees and refugee populations. In March 2012, an allocation by the South Sudan CHF, established just a month earlier, was used to complement the operational response initiated with the CERF grant through the provision of funding support for the essential Coordination and Common Services sector and the Logistics Cluster, the backbone of the humanitarian operation and the most neglected by donors, along with front-line services in the priority states of Upper Nile (22%), Unity (17%), Jonglei (16%) and Warrap (16%). Front-line services could be provided through the support to the Health, Nutrition, Protection, WASH, Food Security and Livelihoods, NFIs and Emergency Shelter and Education Clusters that provide life-saving services in areas at high-risk and with high number of displaced, refugees and returnees.

Overall, funding for actions coordinated in the CAP framework remains the preferred mechanism by donors as evidenced by the much lower amount of funding received outside the CAP (\$43.9 million).

3. PROGRESS TOWARDS ACHIEVING STRATEGIC OBJECTIVES AND SECTORAL TARGETS

3.1 STRATEGIC OBJECTIVES



Responding to emergencies as quickly as possible by conducting multi-agency need assessments, pre-positioning pipelines, securing alternative supply routes, upgrading access routes, mapping at-risk populations and response capacity, mobilizing emergency logistics support, and synchronizing the delivery of core pipelines and monitoring for quality service delivery.

Indicator	Target	Achieved as of mid-year
Percentage of identified transport bottlenecks resolved	75%	35%
Percentage pre-positioning completed	80%	<ul style="list-style-type: none"> • 40% average across clusters (varying from • 15-79% per pipeline)
Percentage of issues involving government counterparts successfully resolved	80%	60%

The pre-positioning of emergency supplies through the core pipelines before the start of the rainy season was mostly on track as of May 2012. Pre-positioning is the key to enable flexible and rapid response to hard-to-reach areas and to keep transport costs down when rains cut off access to a large part of the country due to under-developed infrastructure and the poor state of roads. With Sudan-South Sudan supply corridors closed, the Logistics Cluster has facilitated alternative supply routes for humanitarian actors in border states through the Common Transport Service, which is provided free of charge to the humanitarian community.

The South Sudan Humanitarian Contingency Plan was reviewed and updated in April due to a deteriorating security situation along the border with Sudan. The review ensured preparedness plans were in place to deal with any potential fall-out from the border conflict.

Inter- and intra-cluster coordination, based on dedicated cluster coordinators and co-coordinators (ensuring robust NGO representation) at Juba and a model of cluster focal points at state level, has improved partners’ ability to respond in an effective and timely manner to multiple emergencies. The systematic tracking of conflict-related incidents with humanitarian consequences and on-going emergency response through the Office for the Coordination of Humanitarian Affairs (OCHA) databases has strengthened analysis of the timeliness of the humanitarian response.



Reducing food insecurity by significantly improving the use of innovative safety-net delivery modalities.

Indicator	Target	Achieved as of mid-year
Number of people receiving food and non-food assistance.	1.2 million	1.6 million
Percentage of reduction in food insecurity	20%	0%
Percentage of animals in targeted areas vaccinated	70%	44% of animals vaccinated in some of the targeted states (some states have no adequate data)

Since the beginning of the year, Food Security and Livelihoods partners have assisted an estimated 1.6 million people with direct food assistance. In addition to that, partners have also provided support to enhance agricultural production, livestock and fisheries, production, and urban livelihoods support – to more than 450,000 of these people. Given the deteriorating food security and economic situation the scale-up of food assistance activities is planned to continue throughout the lean period and at least through September. Agricultural support, veterinary services and other livelihood support interventions will continue up to the end of the year as appropriate.

While the overall or national level food insecurity levels remain comparable to October 2011, the multiple emerging issues have caused household food consumption, coping strategies and food utilization to deteriorate among affected households. As a result, the aim to reduce overall food insecurity, or reduce household expenditure on food, has not been possible. Limited funding and increased food prices have limited progress in increasing household capacity to access food. Additionally, poor livestock disease reporting and surveillance has impacted on the effective containment and control of livestock disease outbreaks.



Maintaining front-line services such as health, nutrition, WASH, food security and emergency education in “hotspot areas” until other delivery, regulatory and funding mechanisms are in place.

Indicator	Target	Achieved as of mid-year
Antenatal client IPT dose 2	400,411	19,533
Number of acutely malnourished boys and girls treated in line with SPHERE standards.	83,000 SAM children under five 150,000 MAM children under five	23,123 SAM children under five 54,966 MAM children under five
Number of IDPs, refugees and returnees provided with access to improved water sources.	1,000,000	159,178
Number of IDPs, refugees and returnees (disaggregated by gender) provided with access to hygienic latrines or supplied with basic hygiene kits.	1,000,000	46,294
Percentage of school-aged emergency-affected children and youth attending learning spaces. ^{NEW}	70%	47%

Health

Continuous surge health services were provided in emergency areas; health care in Pibor County during the January clashes reached over 85% of people (compared to baseline 40%) when health partners provided surge capacity for 110,000 IDPs. For a basic safety net of services the Health Cluster has been able to achieve over 98% of its intended target through both CAP and non-CAP partners. However, coverage in low-priority states is only 20% of target, and 40% in high-priority states.

Nutrition

23,123 children (6-59 months) with severe acute malnutrition treated (28% of CAP target). 54,966 children (6-59 months) with moderate acute malnutrition treated (37% of CAP target), 30,622 pregnant and lactating women provided with preventative services (28% of CAP target) and 63,672 children (6-36 months) provided with BSFP (32% of CAP target).

Although coverage against the original CAP targets is reasonable, the cluster achievements in each of these interventions are behind when considering the revised targets (representing the actual need). The late arrival of some supplementary feeding programme (SFP) commodities and shortage of implementing partners for services in parts of the country affected implementation and subsequently the cluster did not reach as many beneficiaries for targeted supplementary feeding programmes and blanket supplementary feeding programme (TSFP and BSFP) as planned before entering the hunger season.

WASH

Reduced funding within the cluster has limited the number of WASH partners able to respond to the growing humanitarian crisis, and has restricted the cluster lead's ability to continuously re-supply the core pipeline which partners rely on.

Education

The cluster responded to emergencies in Jonglei, Upper Nile, Lakes and Warrap states, and in Abyei. Nearly 47% of the assessed needs (23,000 children assessed, with 11,000 children assisted), this represents 3% of the 2012 CAP target to date. Delayed funding at the start of the year hampered the response. However, both funding and capacity of education partners have since increased and an accelerated response is anticipated.

4

Ramping up support for returnees by providing timely transport and life-saving, cost-effective services during transit, by a commitment to coordinate and advocate with the Government and partners to develop a clear strategy to activate reintegration plans.

Indicator	Target	Achieved as of mid-year
Number of returnees registered in South Sudan in 2012 (at final destination).	250,000	57,500
Return framework developed and approved by GoS/GoSS.	Return process managed according to return framework.	Bilateral return framework between Sudan and South Sudan established in February 2012.
Number of stranded returnees who receive onward transport assistance.	100,000	7,000

Partners provided emergency food assistance, household items and emergency shelter to returnees in transit and a reinsertion package final destination. Mobile health clinics were increased, nutrition services provided, and emergency water and sanitation capacities were set up. Protection partners have monitored returnees during their journey through border insecure areas and in collaboration with the Emergency Returns Sector have worked to ensure that returns are voluntary and according to humanitarian principles and international standards.

During the first five months of 2012, South Sudan received about 34,000 returnees from Sudan, out of a total of over 387,000 since October 2010 when Government-assisted returns began. Over the course of the year, humanitarian partners have developed contingency plans for a potential mass influx of up to 500,000 people from Sudan. Humanitarian support has focused on the only fully open corridor for large-scale returns, with returnees accommodated at two transit points in Upper Nile: Renk and Malakal. Clusters have prioritized Renk-based projects and ensured readiness to cover projected needs. Other main corridors from Sudan to South Sudan have been inaccessible due to insecurity since June 2011 and following more recent border clashes in March-April 2012.

5

Strengthening protection for at-risk populations by helping to address grave human rights violations, reunify children separated from their families, release children from association with armed groups and reduce and respond to gender-based violence.

Indicator	Target	Achieved as of mid-year
Number of joint protection assessment missions carried out.	40 (4 per state)	23
Percentage of population of six priority states of South Sudan with access to multi-sectoral response services (psycho-social, health, justice, security).	50%	13% 145,834 men and women
Number of identified and registered children reunited with their families or alternative care arrangements assured.	2,400	<ul style="list-style-type: none"> • 2,787 registered • 291 reunited • family links established for additional 700 • 53 children and youth released and assisted to reintegrate into their families and communities.
Number of hazardous areas including dangerous areas, suspected hazardous areas and minefields released to local communities.	200	69

The upsurge in the border conflict and the inter-tribal conflict in Jonglei State, and clashes in Upper Nile and Unity States increased the Protection Cluster target caseload by 50%, which were responded to by cluster partners. Inter-communal violence since December 2011 in Jonglei State caused significant and continuing protection concerns, causing Protection Cluster members to shift substantial resources to address needs.

6

Reducing costs and improving the operational environment by monitoring interference, advocating with state and military authorities at central, state and county levels, establishing an Access Working Group and developing new ways of engaging with armed groups.

Indicator	Target	Achieved as of mid-year
Percentage of issues involving government counterparts successfully resolved.	80%	17%
Functional Access Working Group established at Juba level.	1	1

An Access Working Group was established in Juba in February. Consistent, timely and coherent follow-up on a range of humanitarian access issues has been done with the relevant authorities (both at central and state level). While the GoSS authorities have reacted to humanitarian access issues raised, interference with humanitarian assistance by the SPLA and armed groups continues.

7

Improving coordination by allocating funding for cluster coordination, building the capacity of authorities to coordinate emergencies, and when conditions are right, linking humanitarian coordination groups with new development structures coming online.

Indicator	Target	Achieved as of mid-year
Number of Government counterpart staff receiving technical training for emergency response.	558	0
Establishment of a Government situation room and information hub in Juba.	1	0

No progress has been made in relation to this objective in the area of GoSS capacity-building in emergency response due to lack of funding for these projects. In May a new focal point to facilitate the project implementation has been secured with agency internal funding.

3.2 CLUSTER RESPONSE UPDATES



3.2.1 COMMON SERVICES AND COORDINATION

Summary of updated cluster response plan

Cluster lead agency	OFFICE FOR THE COORDINATION OF HUMANITARIAN AFFAIRS (OCHA)
Co-lead	NGO SECRETARIAT
Cluster member organizations	MoHADM, SSRRC, NGO Secretariat, OCHA, IOM, RCSO, Tear Fund, UNDP, UNDSS; UNICEF
Number of projects	5
Funds required	Original \$13,131,462 Revised \$13,272,833
Funds required per priority level	High: \$13,272,833
Funding to date	\$3,891,041 (29% of revised budget)
Contact information	Catherine Howard, howard1@un.org

Achievements and challenges

In addition to multiple humanitarian emergencies in South Sudan, including the response to the crisis at the border with Sudan, where humanitarian partners scaled up to provide life-saving assistance to the affected populations in Unity and Northern Bahr el Ghazal, a significant milestone for the sector in the first half of 2012 was the coordination of the response to the Jonglei crisis. OCHA activated a deep field remote coordination hub in Pibor within ten days of the crisis and by the end of the operation, 170,000 affected people were supported from the hub equipped with high tech emergency communication equipment available to all partners. The sector updated the South Sudan Humanitarian Contingency Plan to strengthen emergency preparedness for mass returns from Sudan, refugee influx, population displacements due to on-going border and localized inter-communal conflict, and food insecurity. The United Nations Department of Safety and Security (UNDSS) developed a security management plan to ensure humanitarian actors were supported to manage security risks and continue humanitarian operations. Support was provided to respond to emergencies through continued support to the cluster system through the Inter-Sector Working Group (ISWG). The South Sudan rapid needs assessment tool has been revised, the formal roll out of the standardized tool will take place in the second half of 2012 in collaboration with Inter-Agency Standing

Committee (IASC) Need Assessment Task Force. Collaboration with NGOs partners has been strengthened through regular coordination meetings. The NGO Secretariat contributed to the sector objectives by improving communication and coordination within and between the NGOs Steering Committee and the NGO Forum, and with all key external stakeholders. The NGO secretariat increased advocacy through regular publication of an update on visa and working permits challenges for the NGOs staff, issue that is significantly affecting partners' operational capacity.

Pooled funds played an instrumental role in jump starting the humanitarian operation in early 2012, ensuring timely allocations were made to meet the most urgent needs and critical gaps. The South Sudan CHF was established in February 2012. The first allocation of \$46 million benefitted 90 organizations. During the first half of the year the HCT and the CHF have agreed on the CHF and Common Humanitarian Action Plan (CHAP) monitoring and reporting framework. The implementation of the monitoring and reporting framework become operational during the second half of the year.

An Access Working Group was established to strengthen advocacy and coordination with the GoSS in relation to infringement of humanitarian space and access constraints. As a result, 17% of reported access constraints were resolved through advocacy with government counterparts. The sector developed an interim standard operating procedure (SOP) on the use of MCDA (Military and Civil Defence Assets) and request for armed escorts for humanitarian convoys in South Sudan, prior to a final SOP being established. In addition, an advisory group on Civil Military Coordination was established with the aim to develop country specific Civil Military Coordination guidelines.

The capacity development project aiming at supporting the GoSS's Ministry for Humanitarian Affairs and Disaster Management (MoHADM) and Relief and Rehabilitation Commission (RRC) in coordinating humanitarian operations in the country has received no funding and could not be implemented.

Significant changes in needs

Humanitarian space and access continued to be threatened by on-going interference by SPLA, violation of humanitarian space and commandeering of humanitarian assets. The lack of agreement between Sudan and South Sudan, and the implementation of the Government's austerity measures are expected to have significant impact on the population, with serious implications for the humanitarian operations and on the Government's service delivery capacity. The safety and security of humanitarian workers remains a grave concern. The capacity

of national NGOs to access funding is proportionally inverse to their capacity of implementing projects in areas with difficult access.

Revised cluster requirements, strategy and caseload

The primary target is the 293 NGOs (141 international and 152 national non-governmental and faith-based organizations) and 21 UN agencies operating in South Sudan. While the strategy and priorities for the Common Services and Coordination Sector remain valid (support to responding to emergencies as quickly as possible, reducing costs and improving the operational environment, and improving coordination), a new focus for the sector will be to strengthen the support and collaboration with national non-governmental organizations (NNGOs) –who are often the only responders in some of the under-served areas –to ensure increased participation by NNGOs in the clusters and increased access to funding mechanisms. The slight increase in funding requirements represents an increase on the UNDSS budget due to increased security concerns.

Table: Mid-year monitoring versus objectives

Sector Purpose	Outcome Indicator	Target	Achieved as of mid-year
To mobilize and coordinate timely and appropriate humanitarian assistance in response to assessed needs.	Percentage of humanitarian partners reporting 'satisfactory' support.	75%	Partner's satisfaction survey has not been conducted at mid-year.

Sector Objectives	Supporting Activities	Indicator	Target	Achieved as of mid-year
1. Facilitate effective emergency preparedness and humanitarian response.	<ul style="list-style-type: none"> Support humanitarian coordination mechanisms including HCT, HCF, ISWG, and cluster system at the state level. Increase resource mobilisation and advocacy, and support strategic use of humanitarian pooled funds. Provide training, mentoring, protocols and procedures to government counterparts. Promote use of standardized inter-cluster assessments. 	<ul style="list-style-type: none"> Number of functional humanitarian coordination mechanisms holding scheduled meetings at central and state level. Number of RRC and MHADM staff trained. 	<ul style="list-style-type: none"> 80% of meetings occur on agreed schedule 558 (138 MHADM and 420 RRC staff) 	<ul style="list-style-type: none"> >80% Preliminary discussions with MOHADM and RRC are on-going but the project has not yet received funding.
2. Provide quality information to humanitarian actors in South Sudan to ensure interventions are evidence-based.	<ul style="list-style-type: none"> Provide timely information and analysis tools, including regular reports and maps. Conduct regular planning and review exercises. Update country profiles/indicators. 	<ul style="list-style-type: none"> Number of maps distributed. Number of humanitarian bulletins published. 	<ul style="list-style-type: none"> 20,000 52 	<ul style="list-style-type: none"> 4,316 22
3. Facilitate safe and timely access to populations in need.	<ul style="list-style-type: none"> Provide relevant and timely security and independent advice, information and training to humanitarian actors. Negotiate secure access to under-served areas for assessments and other interventions. Advocate with Government regarding action to reduce humanitarian access interference incidents. 	<ul style="list-style-type: none"> Number of security briefings and reports circulated. Percentage success in obtaining access to under-served areas. Reports on analysis of humanitarian access constraints. 	<ul style="list-style-type: none"> 200 80% 4 	<ul style="list-style-type: none"> 154 (daily) NA (to be reported end of 2012) 1



3.2.2 EDUCATION

Summary of updated cluster response plan

Cluster lead agency	UNITED NATIONS CHILDREN'S FUND (UNICEF)
Co-lead	SAVE THE CHILDREN
Cluster member organizations	AMURT, ADRA, BRAC South Sudan, Caritas Switzerland, CCOSS and SPEDP, CDAS, Christian Aid, CMD, CRS, Food for the Hungry, HDC, Hold the Child, IBIS, INTERSOS, Mercy Corps, Nile Hope for Development, Norwegian Refugee Council, Peace Corps Organization, Plan International, Samaritan's Purse International Relief, Save the Children, SSUDA, Stromme Foundation, UNESCO, UNICEF, UNHCR, Upper Nile Youth Mobilization for Peace and Development, War Child Holland, World Vision Sudan.
Number of projects	29
Funds required	Original \$37,781,378 Revised \$39,815,960
Funds required per priority level	High: \$33,100,608 Medium: \$4,093,585 Low: \$2,621,767
Funding to date	\$8,893,823 (22% of revised budget)
Contact information	Marian Hodgkin, edclusterjuba@gmail.com Jess Shaver, dep.edclusterjuba@gmail.com

Categories and disaggregated numbers of affected population and beneficiaries

Category of people in need	Number of people in need			Number of targeted beneficiaries			Number of people covered		
	Female	Male	Total	Female	Male	Total	Female	Male	Total
IDPs, returnees, host community	167,160	240,547	407,707	117,012	168,382	285,394	2,945	7,962	10,907
Refugees (supplies only)	33,600	22,400	56,000	23,520	15,680	39,200	2,160	2,640	4,800
Total	200,760	262,947	463,707	140,532	184,062	324,594	5,105	10,602	15,707

*Approximation generalized based on reported disaggregation. Figures of girl's attendance at Temporary Learning Spaces are six percentage points lower than the national average for girls' enrolment in non-emergency situations (32%). Efforts are being made by cluster partners to target girl children and reduce this significant gender inequity.

Table: Original and revised number of affected people by state (January-December 2012)

Original estimates by state	Cluster affected population ³¹			Revised cluster affected population		
	State	Female ³²	Male	Total	Female	Male
Central Equatoria	8,657	8,657	17,314	7,991	7,991	15,982
Eastern Equatoria	6,796	8,490	15,286	6,273	7,837	14,110
Western Equatoria	9,871	10,252	20,123	9,112	9,463	18,575
Lakes	11,751	21,103	32,818	10,906	19,388	30,294
Jonglei	28,529	37,512	66,041	34,463	45,315	79,778
Upper Nile	19,123	21,628	40,751	26,482	29,951	56,433
Unity	18,371	28,890	47,261	26,101	41,046	67,147
Warrap	22,417	44,380	66,797	27,008	53,468	80,476
Western Bahr el Ghazal	2,633	3,971	6,604	6,182	9,323	15,505
Northern Bahr el Ghazal	9,931	16,829	26,760	10,913	18,492	29,406
Total caseload	138,043	201,712	339,755	165,431	242,276	407,706
Caseload by vulnerability³³						
	Female	Male	Total	Female	Male	Total
IDPs	36,560	53,440	90,000	42,806	61,598	104,404
Returnees	30,466	44,534	75,000	40,180	57,820	98,000
Refugees						56,000
Host/local communities ³⁴	70,989	103,766	174,755	84,174	121,128	205,302
Total caseload	138,043	201,712	339,755	167,160	240,547	463,706

³¹ Distribution by state based on returnee, IDP and refugee distribution in 2011 combined with a percentage of the general school-age population (32% of the South Sudanese population is aged 5-18). The percentage of general population varies per state, based on the Education Cluster Vulnerability Index ranking of each individual state.

³² The disaggregate figures are calculated using state specific 2010 Educational Management Information System (EMIS) gender disparity data, and reduced by 5%, as a target for improvement. Where disparity was less than 5%, adjustment was made to achieve gender parity.

³³ Nearest value calculated based on proportional estimates for 2012.

³⁴ Total host community calculated on an individual state level: percentage of the school-age population, depending on the state ranking on the Vulnerability Index: less vulnerable states = 2% (Central Equatoria State, Western Bahr el Ghazal); somewhat vulnerable = 5% (Eastern Equatoria State, Western Equatoria State, Northern Bahr el Ghazal); very vulnerable = 8% (Lakes, Warrap, Upper Nile); extremely vulnerable = 10% (Unity, Jonglei).

Achievements and challenges

More than 50 schools were newly affected by emergencies in 2012, impacting significantly on education and protection for over 23,062 children with a likelihood of many more affected in areas not yet assessed, including large areas of Unity, and northern areas of Jonglei. 10,907 children were reached through emergency education interventions (47% of total assessed caseload), in Jonglei, Upper Nile, Lakes and Warrap states, as well as in Abyei, coordinated assessments were carried out, response plans developed, and interventions undertaken effectively in these states. Stranded returnees in Upper Nile and people displaced in and around Agok town, in the contested Abyei area were assisted. The cluster provided 46 temporary learning spaces in Upper Nile, Jonglei and Warrap/Abyei, distributed 114 school-in-a-box (SiaB), 91 recreation kits, and 125 blackboards, serving over 9,120 children. The education response in the northern parts of Jonglei and Unity states was delayed due to limited capacity and access constraints. Lack of funding, with the late disbursement of CHF and funds from bilateral donors delayed implementation across the country.

The Education Cluster and Child Protection Cluster advocated for all armed forces to vacate all school premises, including schools affected by the latest fighting in Jonglei. Advocacy was successful in 6 incidents this year. The clusters developed and finalized *South Sudan's Minimum Standards for Education in Emergencies* as well as the *Teacher's Code of Conduct for Emergency Situations*, both approved by the Ministry of Education during the first half of 2012.

Significant changes in needs

Increased insecurity in multiple locations stretched already severely limited capacity and funding. Northern Bahr el Gazal and Central Equatoria affected by displacement and stranded returns, were two areas not prioritized to receive funds to date, and therefore created unanticipated needs. The impact of austerity measures on the education system, while unclear, will likely affect teachers' salaries – key staff responsible for emergency education. The revised caseload increased by 20% as of mid-year in order to respond to increased needs, particularly in relation to the increased refugee caseload served by the emergency education core pipeline. Though achievements were modest in the first part of 2012, this was related primarily to lack of access to funds. Only six Education Cluster partners received funding in 2012 with funds not disbursed in time to see implementation results in the first half of the year. Partners with funds will now be scaling up operations.

Revised cluster requirements, strategy and caseload

The strategy for acute emergency education response centres is to ensure children and youth have access to safe learning spaces, emergency education supplies, life-saving messages and psycho-social support. The education in emergency approach defined for 2012 remains valid. In addition, the cluster will apply technical standards, including the newly developed *South Sudan Minimum Standards for Education in Emergencies*. Further work will also be done to develop assessment and monitoring tools; systems to improve the standard of emergency programming and strengthen data collection, analysis and use. Work is on-going with development partners to ensure that programmes mainstream risk reduction and emergency preparedness for long-term resilience. In addition to this, contingency plans will be drafted along with strategies for the potential effects of austerity measures, particularly regarding teacher salaries. Capacity-building will continue, supplemented by the formation of surge response teams who can rapidly access and support prompt implementation of response plans as emergencies occur.

All Education in Emergency partners are represented in the CAP although there is a need for more partners to be identified to ensure increased coverage, which the Education Cluster is actively working on. Three new agencies joined the Education Cluster portfolio at the mid-year. The Portfolio now has a total of 29 projects (30 agencies represented; 17 international NGOs [INGOs], 10 NNGOs and 3 UN agencies).

Table: Mid-year monitoring versus objectives

Sector Purpose	Outcome Indicator	Target	Achieved as of mid-year
Children and youth have access to life-saving education in acute emergencies.	Percentage of school-aged emergency-affected children and youth (M/F) attending learning spaces.	70%	<ul style="list-style-type: none"> 47% 10,907 children's needs met out of 23,063 assessed.

Sector Objectives	Supporting Activities	Indicator	Target	
1. Increase access to protective temporary learning spaces in emergencies.	<ul style="list-style-type: none"> Establish or rehabilitate safe and protective learning spaces for boys and girls. Provide learning opportunities for emergency-affected children and youth across ten states. Construct safe water sources and separate sanitation facilities for boys and girls. Provide school feeding programmes. Advocate, report and respond when schools are occupied by armed forces or other groups. 	<ul style="list-style-type: none"> Percentage of required temporary learning spaces or rehabilitated schools available to emergency-affected children and youth. Percentage of children and youth (M/F) reporting feeling safe and protected in emergency-affected learning environments. Percentage of occupied schools vacated by armed groups. 	<ul style="list-style-type: none"> 70% required spaces.³⁵ 80% positive response to safe and protective environment as expressed by children and youth.³⁶ 80% 	<ul style="list-style-type: none"> 47% (126 TLS or rehab) To be reported at end of year. To be reported at end of year.
2. Supply emergency teaching and learning materials to ensure continuity of education.	<ul style="list-style-type: none"> Procure and pre-position emergency teaching and learning materials at state and country level. Distribute essential teaching and learning materials to emergency-affected schools and communities. 	<ul style="list-style-type: none"> Percentage of essential school supplies and recreation materials distributed to emergency-affected children, youth and teachers: School-in-a-box (SiaB) Recreation kits Blackboards 	<ul style="list-style-type: none"> 70% of SiaB required.³⁷ 70% of recreation kits required.³⁸ 90% of blackboards required.³⁹ 	<ul style="list-style-type: none"> 39% 114 SiaB 32% 91 Recreation Kits 27% 125 Blackboards
3. Deliver life-saving messages and psycho-social support to emergency-affected children and youth.	<ul style="list-style-type: none"> Conduct rapid training or orientation of teachers and parents-teachers associations in emergency-related life skills and psycho-social support. Trained teachers are supported to implement the training once an emergency occurs. 	<ul style="list-style-type: none"> Percentage of teachers in emergency-affected areas trained on life skills and psycho-social support. Percentage of trained teachers who use training materials and apply psycho-social and life-saving principles in their teaching in emergency-affected learning spaces.⁴⁰ 	<ul style="list-style-type: none"> 70% required teachers.⁴¹ 60% of trained teachers. 	<ul style="list-style-type: none"> 35% To be reported at end of year.

³⁵ Total number of spaces needed based on estimates of emergency affected children based on a 100:1 ratio, taking into account double-shifting.

³⁶ Conduct focus groups at a selected number of TLS sites – no. children saying 'yes' to safety over number of children asked question.

³⁷ Calculate total number of required supply based on estimate of caseload with a ratio of 1:80.

³⁸ Calculate total number of required supply based on estimate of caseload with a ratio of 1:80.

³⁹ Calculate total number of required supply based on estimate of caseload with a ratio of 1:100.

⁴⁰ Measured through targeted monitoring of trained teachers using questionnaires and classroom observation.



3.2.3 EMERGENCY TELECOMMUNICATIONS (ETC)

Summary of updated cluster response plan

Cluster lead agency	WORLD FOOD PROGRAMME (WFP)
Co-lead	-
Cluster member organizations	-
Number of projects	1
Funds required	Original \$4,150,813 Revised \$3,417,768
Funds required per priority level	High: \$3,417,768
Funding to date	\$1,450,625 (42% of revised budget)
Contact information	Haidar Baqir, haidar.baqir@wfp.org / SouthSudan.ETC@wfp.org

Achievements and challenges

Despite significant underfunding, ETC Cluster met or exceeded many targets. All common operational areas (the ten state capitals) were covered with full security telecommunications system, and data connectivity provided in four emergency locations responding to UN and NGOs requirements in Bentiu, Maban, Renk and Pibor enabling 1,684 relief workers (165 organizations to access reliable voice and data communications to expand and better manage their operations). However, the ETC Cluster was unable to provide full connectivity as identified in CAP 2012 and to prepare for contingency planning by pre-positioning supplies due to lack of funds. ETC services provided relief workers with the vital means to communicate and coordinate, so that humanitarian assistance was provided within the shortest possible timeframe and so reduced loss of life. The cluster has shown that costs can be reduced by implementing a reliable, cost-effective ETC solution in four locations and maintaining security telecommunications in ten state capitals.

⁴¹ Total number of required trained teachers based on estimate of caseload with a ratio of 1:100.

Significant changes in needs

According to the South Sudan Contingency Plan, ETC should be able to respond in three new common operational areas during an emergency. While the ETC Cluster provided Internet connectivity in four identified emergency sites based on assessment and request from the NGO community, additional requirements in other UN/NGO operational areas have not yet been addressed and the ETC Cluster foresees that the humanitarian community will require security and data communications services in additional locations, due to the volatile operating environment of South Sudan.

The ETC Cluster serves the whole humanitarian community comprising of 141 INGOs, 152 national NGOs, and 21 UN Agencies over all ten states of Southern Sudan.

Revised cluster requirements, strategy and caseload

While the scope of the ETC Cluster response is usually for 3-6 months, due to the current operational environment, ETC services should be extended beyond June 2012 until the end of 2012 due to: 1) Lack of local ICT specialists to maintain data and communications systems for NGOs; 2) Unreliable and inadequate number of local internet service providers which could provide internet connectivity solutions on the required level; 3) Lack of NGOs' funding and justification to receive such services for a short period of time (cost of procurement, setup of ICT equipment and maintenance in remote areas is too high for NGOs operating from only one to six months). Based on the new requirements, the ETC Cluster put in place two components: 1) Responding to three new emergency locations as per the revised Contingency Plan, and 2) the Humanitarian Internet Service Provider (HISP) project. Five sites (Aweil, Wau, Bentiu, Bor, and Malakal) identified as major humanitarian coordination hubs by the ETC Cluster have increased requirements for data connectivity and telecommunications and in order to provide data connectivity, the HISP project should be implemented. However, the HISP has not started yet due to lack of funding.

Priorities and projects were revalidated by the ETC Cluster with the local ETC Working Group members including the NGO Forum representing NGOs in the Republic of South Sudan. In addition, WFP conducted need assessments such as the "Voice and Data connectivity Assessment (December 2011) upon request by the NGO community. The ETC has a dedicated ETC coordinator to ensuring no duplication of efforts occurs.

Table. Mid-year monitoring versus objectives

Cluster purpose		Outcome indicator	Target	Achieved as of mid year
Provide emergency security telecommunications, communications centre (COMCEN) and IT services that will allow UN agencies, NGOs and the GoSS to better coordinate assessment, rescue and relief operations independent from public infrastructure.		Coordinated, timely and efficient ECT response under the cluster approach.	40% of user agencies surveyed indicating efficient and timely response and services.	On-going - not yet surveyed full community. ETC received satisfactory feedback on different occasions indicating the efficiency in responding and service delivery.
Cluster objectives	Supporting activities	Indicator	Target	
1. Maintain and provide radio communications independent from public infrastructure with coverage in the ten operational areas (state capitals).	<ul style="list-style-type: none"> • Ensure minimum equipment and trained radio operators in 24/7 radio rooms. • Ensure minimum equipment and trained radio operators in 24/7 radio rooms. • Expand coverage of the VHF radio-network. • Provide a minimum two operational repeater channels (one UN and one NGO) in each operational area. • Deploy additional VHF repeaters in operational areas experiencing congestion at peak periods. • Monitor staff movement, emergency communications channels and daily radio checks by communication centre as per UN MOSS requirement. 	<ul style="list-style-type: none"> • Percentage of operational areas covered by 24/7 a day by 7 days a week radio rooms and security telecommunications systems. 	<ul style="list-style-type: none"> • 90% 	<ul style="list-style-type: none"> • 100% - all the common operational areas are covered by establishing 2 radio-rooms in Torit and Kwajok.
2. Be ready to respond to emergencies by establishing telecommunications infrastructure and services new sites as needed.	<ul style="list-style-type: none"> • Establish a contingency plan and strategically pre-position stock for 3 new emergencies. • As emergencies arise, establish data services, security telecommunications and backup power for UN agencies and NGOs connected to ETC data network. 	<ul style="list-style-type: none"> • Percentage of users reporting delivery of the service as “satisfactory” and within “satisfactory” timeframe. Emergency areas covered. 	<ul style="list-style-type: none"> • 80% 	<ul style="list-style-type: none"> • On-going – not yet surveyed. • In response to urgent requirement of data connectivity by the humanitarian community, internet connectivity and voice telephony services with backup power were implemented in 4 locations (Bentiu, Maban, Pibor and Renk).

<p>3. Provide standardized ICT platforms, training and procedures to avoid duplication and ensure cost-effective services.</p>	<ul style="list-style-type: none"> • Provide HF/VHF radio training by qualified radio trainer to all UN agencies and NGO staff. • Liaise with the Ministry of Telecommunications in provision of VSAT, HF and VHF frequencies to UN agencies. • Implement new South Sudan HF and VHF call sign and selcall system. • Share long-term agreement of equipment and services with ETC partners. 	<ul style="list-style-type: none"> • Number of UN and NGO staff members both male and female trained on ETC services usage. 	<ul style="list-style-type: none"> • 400 UN and NGO staff trained. • 85% of requests submitted license received. • 10 operational areas fully covered. 	<ul style="list-style-type: none"> • Provided radio training for 426 people from 9 UN agencies and 108 NGOs across 8 locations. • Licensing procedure not yet available. Waiting for Ministry of Telecommunications. • 100% - coverage provided in the 10 state capitals.
--	---	--	---	--



3.2.4 FOOD SECURITY AND LIVELIHOODS

Summary of updated cluster response plan

Cluster lead agency	FOOD AND AGRICULTURE ORGANIZATION OF THE UNITED NATIONS (FAO) and WORLD FOOD PROGRAMME (WFP)
Co-lead	VETERINAIRES SANS FRONTIERES - BELGIUM
Cluster member organizations	ACF USA; ACTED; ADRA, AMURT; AWODA, BRAC; CARE, Caritas Switzerland/Luxembourg; CDoT; CRS; Christian Aid; Dan Church Aid; DRC; Deutsche Welthungerhilfe e.V. (German Agro Action); ERADA; Fellowship for African Relief; FAO; HR; HDC; ICCO; IOM; IRW; LCEDA; Mani Tese; Mercy Corps; NCA; Norwegian Refugee Council; Peace Corps Organization-South Organisation-South Sudan; Plan International; Polish Humanitarian Action; Poverty Reduction Programme; Relief International; RAAH; Samaritan Purse; SC UK; <i>Solidarités International</i> ; SPEDP/GIRDP; Tearfund; UDA; UNHCR; UNKEA; VSF-Belgium; VSF-Switzerland; VSF-Germany; World Concern Development Organization; WFP; World Relief South Sudan; World Vision International; FAO
Number of projects	66
Funds required	Original \$193,824,974 Revised \$405,050,403
Funds required per priority level	High: \$361,265,394 Medium: \$24,355,110 Low: \$19,429,899
Funding to date	\$256,154,990 (63% of revised budget)
Contact information	Mtendere Mphatso, mtendere.mphatso@fao.org Andrew Odero, andrew.odero@wfp.org

Categories and disaggregated numbers of affected population and beneficiaries

Category of people affected	Number of people affected			Number of targeted beneficiaries			Number of people covered (April 2012 food distribution)		
	Female	Male	Total	Female	Male	Total	Female	Male	Total
IDPs	196,800	213,200	410,000	196,800	213,200	410,000	87,900	95,300	183,200
Refugees	105,600	114,400	220,000	105,600	114,400	220,000	69,300	75,100	144,400
Host communities	1,833,600	1,986,400	3,820,000	736,766	798,164	1,534,930	497,330	538,770	1,036,100
Returnees	120,000	130,000	250,000	120,000	130,000	250,000	12,620	13,680	26,300
Total	2,256,000	2,444,000	4,700,000	1,159,170	1,255,760	2,414,930	667,150	722,850	1,389,600

Table. Original and revised number of affected people by state (January-December 2012)

Original cluster caseload			Revised cluster caseload			
State	Male	Female	Total	Male	Female	Total
Central Equatoria	25,460	23,500	48,960	46,950	43,340	90,290
Eastern Equatoria	81,100	74,860	155,960	129,990	119,990	249,980
Jonglei	108,560	100,210	208,770	203,510	187,850	391,360
Lakes	47,990	44,300	92,290	110,700	102,190	212,890
Northern Bahr el Ghazal	36,810	33,980	70,790	96,890	89,430	186,320
Unity	36,100	33,330	69,430	78,750	72,690	151,440
Upper Nile	74,290	68,570	142,860	304,170	280,770	584,940
Warrap	128,530	118,640	247,170	139,530	128,820	268,350
Western Bahr El Ghazal	37,550	34,651	72,201	82,880	76,500	159,380
Western Equatoria	34,260	38,240	72,500	62,390	57,590	119,980
Total	610,650	570,281	1,180,931	1,255,760	1,159,170	2,414,930
Local communities	311,512	290,919	602,431	790,360	729,570	1,519,930
Refugees	130,000	120,000	250,000	104,000	96,000	200,000
Returnees				135,200	124,800	260,000
IDPs	164,435	153,565	318,000	226,200	208,800	435,000
Total	605,947	564,484	1,170,431	1,255,760	1,159,170	2,414,930

Achievements and challenges

Since the beginning of the year Food Security and Livelihoods partners have assisted an estimated 1.6 million people with direct food assistance and an estimated 450, 000 people with agricultural support, veterinary services and other livelihood support interventions - exceeding the original annual 2012 target of 1,200,000 people. The number of assisted people is expected to increase once all activities under CHF funding and other funding sources are fully implemented. Within the 2012 response strategy, cluster partners effectively responded to immediate food security needs for 170,000 people affected by armed conflicts in Jonglei State; nearly 170, 000 refugees in Upper Nile and Unity states; over 110, 000 people displaced in Abyei, and over 26,300 returnees in Northern Bahr El Ghazal, Upper Nile and Warrap states.

Cluster membership increased to 50 partners as did partners' appreciation of the role of cluster in coordination and as a platform for information sharing to enhance food security response, which resulted in improved cluster ability to determine cluster capacity gaps in food security response. The cluster established four thematic groups to facilitate in-depth analysis and response in the areas of food assistance, crop/agricultural production, livestock and fisheries production, and urban livelihood activities. Information flow between national and sub-national cluster improved with the formalization of state-cluster focal points.

Insufficient funding early in the year led to drastic downscaling of activities and re-prioritization of projects funded through CHF and CERF. Funding delays significantly affected the pre-positioning of seeds and tools, a key activity to build household resilience to food stocks. The absence of functional livestock disease monitoring and reporting system was a challenge for the cluster in anticipating animal health interventions. The continuous occurrence of livestock infectious diseases affecting herds in South Sudan was exacerbated by the expansion of cattle diseases such as East Coast fever which rapidly spread to some new livestock-dependent areas.

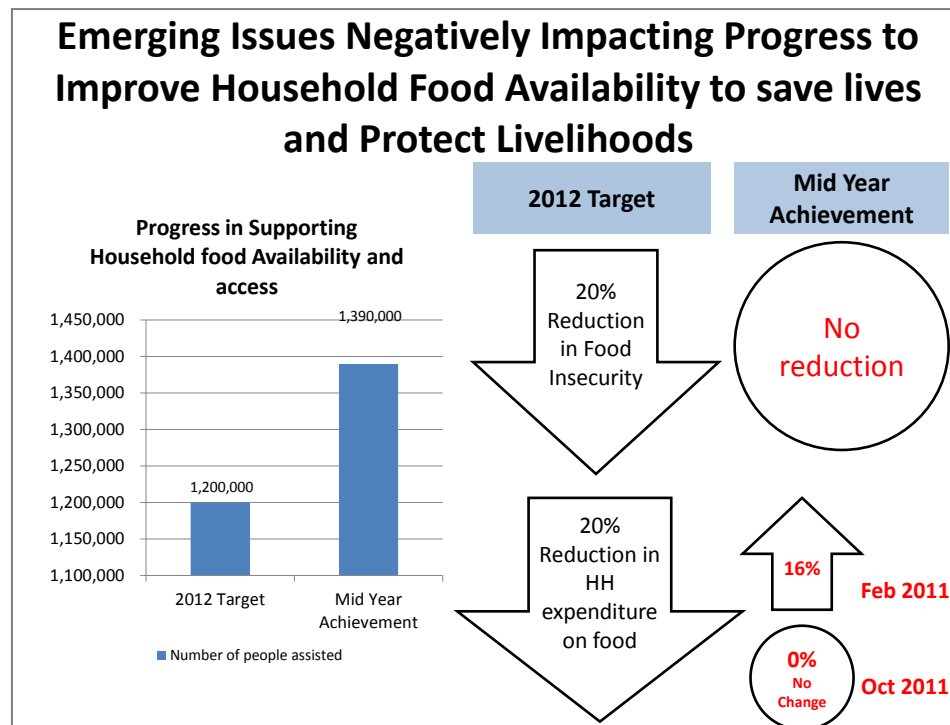
Significant changes in needs

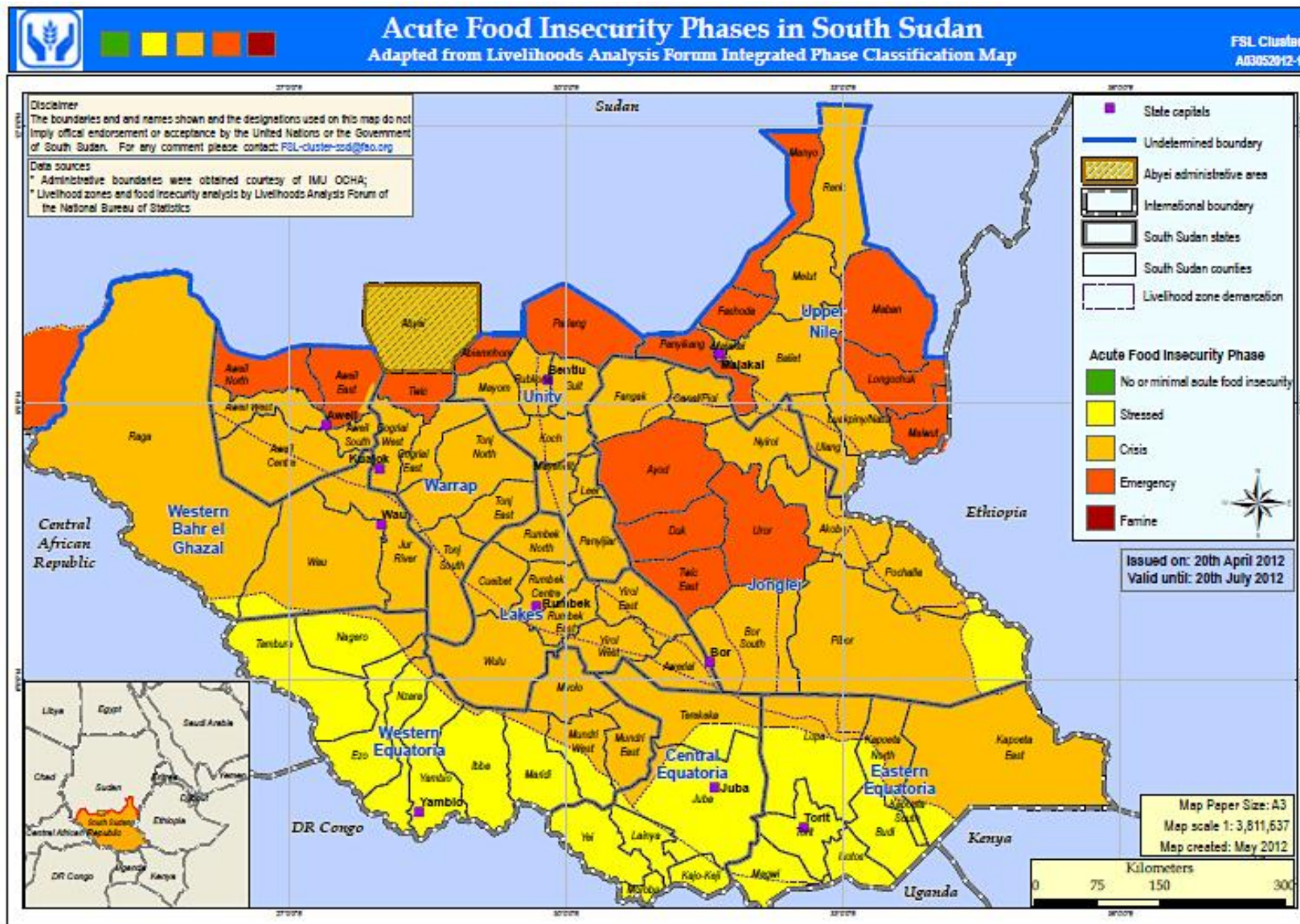
In early 2012, the Annual Needs & Livelihood Assessment (ANLA) reported an estimated 4.7 million people being at risk of food insecurity. About one million of these were estimated to be severely food-insecure and were targeted through various interventions such as food assistance and farm level production support. Needs increased following violent inter-communal clashes in Jonglei and the continued stay of the displaced people from Abyei who were anticipated to return to their place of origin before the end of dry season but which did not materialize. The closure of the border between Sudan and South Sudan diminished food supplies to key markets in border states of

Unity, Western and Northern Bahr El Ghazal (NBeG), Warrap and Upper Nile, which would have compensated for the large cereal deficits of over 60% reported in border areas. This reduced food and essential non-food supplies in key markets that support household food security for over 40% of moderately food secure households. Market prices along the border areas increased substantially such as sorghum prices in NBeG increased by 40% in January 2012, representing a 221% increase compared to the five-year average. Food prices are expected to continue rising during the on-going hunger season threatening the coping capacity of moderately food-insecure households and the ensuing risk of households slipping into the severely food-insecure caseload. More outbreaks of livestock diseases are expected this year following an exceptionally dry season.

In addition, approximately 170,000 refugees from Sudan present in Unity and Upper Nile and a potential influx of over 250,000 Southern Sudanese returnees from Sudan within the rainy season increased the caseload for the Food Security Cluster. The Integrated Phase Classification (IPC) Technical Working Group projected that the northern most counties of border states of Warrap, Upper Nile, Northern Bahr el Ghazal, Western Bahr el Ghazal as well as Jonglei states would be in an emergency phase during April to July as a result of severely restricted food access, rising malnutrition and stripping of livelihood assets. The majority of the other states remain in crisis phase with highly stressed food access and increased risk of sliding into humanitarian emergency in the event of a major shock.

Running costs of the FSL core pipeline increased significantly due to the border closure as major commodities of food and agricultural inputs previously delivered through Sudan were obtained through Mombasa and Djibouti.





Revised cluster requirements, strategy and affected population

Notwithstanding progress made in the implementation of the 2012 cluster strategy; current South Sudan-Sudan political disagreements on the borders and shutdown of oil production; limited funding for food security and livelihood response activities; insecurity limiting physical access to operational areas, lack of fuel and limited capacity in public institutions for reporting and surveillance of livestock diseases impeded progress in improving household food availability to save lives and protect livelihoods. According to the FSMS (Food Security Monitoring System) conducted in February 2012, severe food insecurity remained at 12% representing no reduction compared to October 2011. Household income expenditure on food deteriorated by 16% when compared to February 2011 and remained the same compared to October 2011. Regular market analysis conducted by cluster partners indicated a 1.1% slight improvement in cost of average household food and non-food expenditure basket. However, the cost increased by 19% when compared to February 2011. Continuation of the factors above will not make it possible for the cluster to achieve all its cluster objectives.

Taking into account the severity of current food insecurity and seasonal calendar for food production activities, the cluster response strategy is adjusted by (i) introducing direct cash transfers and/or cash-based modalities to support delivery of livelihood activities to cover gaps in household consumption basket and (ii) expanding Food for Assets modality of delivery of food assistance to sustain and build resilience among severely affected communities. The cluster will continue provision of essential services: food assistance, veterinary services, agricultural inputs, fisheries equipment; protection of livelihood assets to maintain resilience in pastoral and agro-pastoral households and supporting school feeding (including, vegetable gardening) as safety net in food-insecure areas.

3W information and mapping of non-cluster actors particularly recovery and development partners was done, and the presence and concentration of such actors and current cluster partners was taken into account in pooled funds resource allocation within the cluster.

The revised FSL requirements are a response to the doubling in number of people in need of food and livelihoods assistance (2.4 million people) vis-à-vis the original CAP 2012 planning figure of 1.2 million people.

Table. Mid-year monitoring versus objectives

Cluster purpose		Outcome indicator	Target	Achieved as of mid year
To respond to food security emergencies and strengthen livelihoods of rural and peri-urban populations affected by conflict, and natural disasters in South Sudan.		<ul style="list-style-type: none"> Percentage reduction in severely food-insecure households. 	<ul style="list-style-type: none"> 20% (from 10% to 5% of households) 	0% reduction
Cluster objectives	Supporting activities	Indicator	Target	
1. Improve food availability through food assistance and support for household food production.	<ul style="list-style-type: none"> Providing food assistance to vulnerable households. Provision of farm level household support to food production. Support to food processing and diet diversification. 	<ul style="list-style-type: none"> Number of people assisted with: <ul style="list-style-type: none"> Food assistance Farm level support Food processing Diet diversification Percentage decrease in level of food insecurity among beneficiary households. Percentage reduction in the household expenditures on food. 	<ul style="list-style-type: none"> 1.2 million people assisted 20% reduction in food insecurity. 20% reduction in household expenditures on staples. 	<ul style="list-style-type: none"> 1.6 million people supported through food assistance, with more than 450,000 of these individuals supported through agricultural, livestock, income and employment activities. No major reduction in food insecurity due to several emerging issues. Expenditure on staples increased by 16% compared to February 2011 but has remained stable compared to October 2011.
2. Increase capacity of households to feed themselves by boosting income generation.	<ul style="list-style-type: none"> Quick impact project support to establish/re-establish livelihoods targeted to women, men and children for both urban and rural vulnerable people. Emergency market support ensuring farmer to market linkages. Reduce crop and livestock reliance by supporting sustainable fishing and fisheries practices and processing. 	<ul style="list-style-type: none"> Percentage improvement in beneficiary household income meeting the cost of standard food basket. Number of households supported with interventions. 	<ul style="list-style-type: none"> 20% 50,000 households 	<ul style="list-style-type: none"> The cost of standard food basket improved by 1.1% compared to October 2011 but worsened by 19% compared to February 2011. This is due to persistent high prices among other factors. 9,550 households supported with fishing gear and an additional supplies for 6,000 households awaiting distribution.

<p>3. Improve livestock health and contain disease outbreaks to protect livelihood assets and food security of agro-pastoral households.</p>	<ul style="list-style-type: none"> • Provision of essential veterinary supplies (vaccines, drugs and equipment) for response to livestock diseases. • Expand surveillance for livestock disease outbreaks. • Expand use of livestock for food by building capacity for hygienic processing of meat and dairy products. 	<ul style="list-style-type: none"> • Percentage decreased in number and type of reported livestock disease outbreaks. • Number of animals vaccinated. • Number of people trained in animal hygiene, products and processing. 	<ul style="list-style-type: none"> • 30% decrease in disease outbreaks. • 70% of animals in targeted areas vaccinated. • Current outbreaks contained in affected states. 	<ul style="list-style-type: none"> • An estimated 20-25% reduction from some states with available information. • 44% of animals vaccinated in some of the targeted states (some states have no adequate data).
<p>4. Strengthen disaster risk reduction/disaster risk management approach and gender disaggregated analysis and planning.</p>	<ul style="list-style-type: none"> • Mainstreaming DRR/DRM in partners' projects/programme. • Sharing of gender disaggregated information management and analysis of the food security situation. • Improve FS monitoring and reporting at the state level. • Capacity-building of cluster partners at state-level in standard baselines and monitoring. • Increase effectiveness of sectoral and inter-sectoral coordination mechanisms specifically on addressing malnutrition and protection issues. • Increase resource mobilization and advocacy. • Improved gender analysis of impacts food security and livelihood activities. 	<ul style="list-style-type: none"> • Number of partners' projects/programme mainstreaming DRR/DRM and gender disaggregated reporting. 	<ul style="list-style-type: none"> • 85% of Cluster partners reporting satisfactory cluster coordination. • Quarterly reporting by all states available. 	<ul style="list-style-type: none"> • The end of year evaluation showed that 49% of partners acknowledged the cluster as a one-stop-shop for information and is playing a major role in coordination. • Cluster coordination has been institutionalized in the 10 states and conducts monthly meetings to deliberate food security issues. There are efforts to strengthen coordination, reporting and linkages.



3.2.5 HEALTH

Summary of updated cluster response plan

Cluster lead agency	WORLD HEALTH ORGANIZATION (WHO)
Co-lead	GOAL
Cluster member organizations	Ministry of Health, State Ministries of Health, ADRA, ARC, BRAC, CARE, Caritas, CCM, CMA, CMMB, CDoT, COSV, CRADA, CUAMM, DeFROSS, GOAL, IMC, International Aid Services, IOM, IRC, John Dau Foundation, Malteser, Medair, MERLIN, NCA, NHDF, PCPM, SCiSS, Sign of Hope, South Sudan Red Cross, SUDRA, SYIIM, Tearfund, THESO, UNFPA, UNHCR, UNICEF, UNIDO, UNKEA, WHO, World Vision
Number of projects	48
Funds required	Original \$101,899,772 Revised \$109,999,619
Funds required per priority level	High: \$70,769,192 Medium: \$18,398,730 Low: \$20,831,697
Funding to date	\$29,534,258 (27% of revised budget)
Contact information	Eba Pasha, epasha@hotmail.com Ruth Goehle, sshealthcoordination@gmail.com

Categories and disaggregated numbers of affected population and beneficiaries (based on revised MYR figures)

	Category of people in need	Number of people in need 2012			Number of targeted beneficiaries 2012			Number of people covered in first quarter in 2012		
		Female	Male	Total	Female	Male	Total	Female	Male	Total
High priority	Upper Nile	251,481	232,136	483,616	251,481	232,136	483,616	91,837	78,044	169,881
	Jongeli	324,423	299,467	623,889	324,423	299,467	623,889	80,654	77,182	157,836
	Unity	140,386	129,587	269,973	140,386	129,587	269,973	19,861	16,149	36,010
	Warrap	277,764	256,398	534,162	277,764	256,398	534,162	28,606	22,070	50,676
	NBeG	211,138	194,896	406,034	211,138	194,896	406,034	24,047	15,962	40,009
	Subtotal	1,205,192	1,112,484	2,317,674	1,205,192	1,112,484	2,317,674	245,005	209,407	454,412

Low priority	WBeG	67,534	94964	162,318	67,534	94964	162,318	2,212	2,166	4,378
	Lakes	122,216	172,316	294,532	122,216	172,316	294,532	19,545	19,991	39,536
	WES	58,632	82,667	141,299	58,632	82,667	141,299	37,476	34,150	71,626
	CES	107,318	151,311	258,629	107,318	151,311	258,629	63,177	52,396	115,573
	EES	171,318	241,548	412,866	171,318	241,548	412,866	44,243	37,543	81,786
	Subtotal	527,018	742,806	1,269,644	527,018	742,806	1,269,644	166,653	146,246	312,899
	Total	1,732,210	1,855,290	3,587,318	1,732,210	1,855,290	3,587,318	411,658	355,653	767,311

Table. Original and revised number of affected people by state (January-December 2012)

	State	Original CAP 2012 planning numbers			Revised MYR planning numbers		
		Male	Female	Total	Male	Female	Total
High-priority states:	Upper Nile	251,481	232,136	483,616	251,481	232,136	483,616
	Jonglei	324,423	299,467	623,889	324,423	299,467	623,889
	Unity	140,386	129,587	269,973	140,386	129,587	269,973
	Warrap	277,764	256,398	534,162	277,764	256,398	534,162
	Northern Bahr El Ghazal	211,138	194,896	406,034	211,138	194,896	406,034
Low-priority states:	Western Bahr El Ghazal	33,677	47,482	81,159	67,534	94964	162,318
	Lakes	61,108	86,158	147,266	122,216	172,316	294,532
	Western Equatoria	58,632	82,667	141,299	58,632	82,667	141,299
	Central Equatoria	107,318	151,311	258,629	107,318	151,311	258,629
	Eastern Equatoria	85,659	120,774	206,433	171,318	241,548	412,866
	Total	1,551,585	1,600,876	3,152,461	1,732,028	1,855,290	3,587,318

Achievements and challenges

The Health Cluster provided continuous surge health services in emergency areas; health care in Pibor County during January clashes reached over 85% (compared to baseline 40%) when health partners provided surge capacity for 110,000 IDPs. Key to response was the mobilization and support to the country health department through the provision of mobile clinics, often going in by foot in hard-to-reach areas. Access to health care for returnees in Renk, Malakal, Wau, Juba and Aweil was at 90%. Likewise 90% of injured and IDPs caused by insecurity on northern borders had access to healthcare, services only being restricted by insecurity. 426 injured were treated with IDPs having access to surge health care in seven counties. The Health Cluster responded to outbreaks in a timely manner with over 85% of suspected outbreaks investigated within 72 hours. There have been 13 measles outbreaks in 13 counties since January 2012 with 763 cases and 46 deaths. Due to the outbreaks 49,142 children (6 months-15 years) were immunized and over 24,489 returnees and refugees vaccinated so far this year.

For a basic safety net of services the Health Cluster achieved over 98% of its intended target through both CAP and non-CAP partners though target coverage in low priority states was only 20% and 40% in high priority states.

The Health Cluster faced challenges in the delivery of basic services in insecure areas, and the transition in funding mechanisms whereby crucial partners delivering services in high risk counties, were not supported by traditional funding streams, and will not be supported until the new funding mechanisms begin at some point in 2012.

Significant changes in needs

2012 saw a large number of measles outbreaks, with 13 counties affected up to April 2012 compared to 25 outbreaks in all 2011. Health actors led by the Ministry of Health estimate that outbreaks will continue to occur in 2012 due to low⁴² levels of routine immunization, the arrival of large numbers of returnees with low immunization status and limited case management capacity of health facilities. As a result, basic services are critical to prevention and response ensuring enhanced routine immunization, improving skills for case management as well as being able to mobilize teams for mop up campaigns. Expanded programme on immunization (EPI) is prioritised on arrival of returnees and refugees as well as continuing strict surveillance and investigation of outbreaks and adequate supply chain of vaccines.

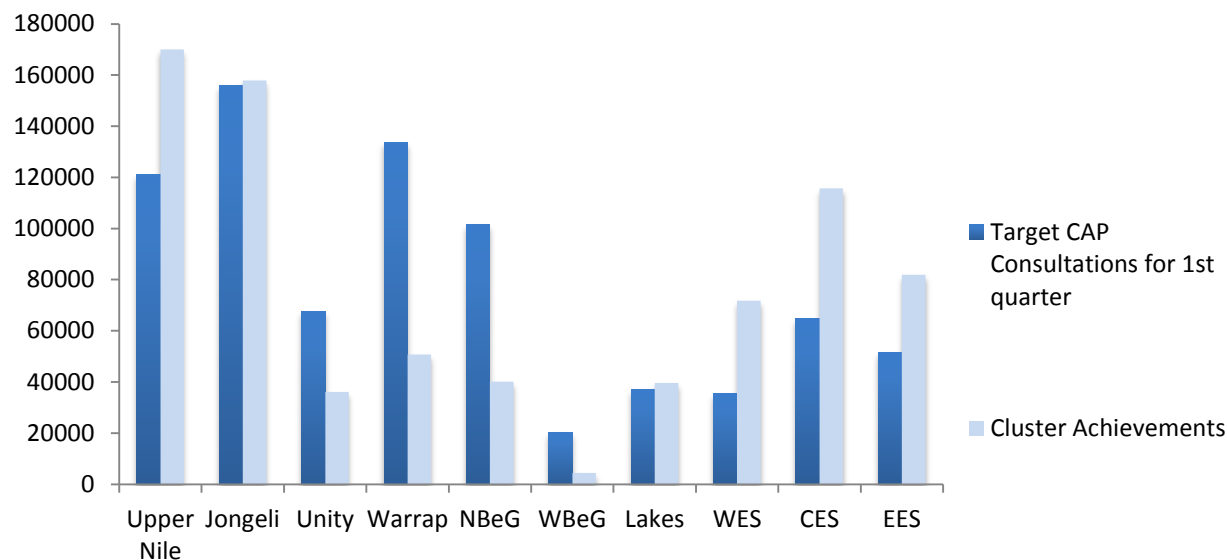
⁴² EPI coverage survey is currently being conducted in South Sudan to determine accurate estimate of immunisation levels. Previous data from household surveys and administrative data have been conflicting (ranging between 11% and 70%)

Over 1,300 conflict-related trauma consultations occurred in health facilities due to insecurity in border areas and inter-tribal clashes. Prioritization and emphasis on surgical care, from basic triaging, first aid and more comprehensive management including supplies and surge capacity is advocated.

A forecasted national drug stock out in October 2012 will cause significant breakdown in health services, as will ramifications of anticipated austerity measures. The Health Cluster advocates that partners ensure and adjust contingency plans accordingly.

The achieved cluster caseload for the first quarter shows that health facilities in the ten states met 98% of the target number of beneficiaries. In a country with a fragile health system, the Health Cluster target for access to a safety net of services was only 40% in high priority areas. At the first quarterly reporting period, many states are surpassing this target caseload. However, in states such as Northern Bahr Ghazal, Western Bahr el Ghazal, Warrap and Unity, access to health facility services falls far below the target 40% of utilization. Overwhelmingly, access to complete ante natal care remained very low. Only 19.5% of the original CAP target of 100,000 pregnant women received the second IPT dose in the first quarter of 2012. This data mirrors the national average of roughly 17% of women receiving complete ante natal care according to the 2010 South Sudan Household survey. This huge gap in services deserves critical attention.

Number of health consultations compared to Health Cluster target first quarter 2012



Revised cluster requirements, strategy and affected population

The Health Cluster caseload increased from 3,152,461 to 3,587,318 as of mid-year. Continuing outbreaks and increasing humanitarian challenges including influx of returnees, on-going insecurity, anticipated severe food insecurity, and the possibility of a breakdown in basic health services, due to austerity measures compelled the cluster to reprioritize areas in line with need and to increase its caseload. Western Bahr el Ghazal, Lakes and Eastern Equatoria are highlighted as increasingly vulnerable areas where health humanitarian interventions need to be strengthened.

The Republic of South Sudan has 130 health partners implementing basic services of which only 32 are represented within the CAP 2012. However, with state wide implementation of Health Cluster coordination with State Ministries of Health as the lead, over 105 partners regularly attend and participate in monthly coordination meetings at state level. Further to this, county coordination meetings have been initiated in Renk, Maban and Pibor to increase participation of smaller health actors in high-risk areas. Through concrete information gathered and coordination at State and Federal level the cluster is able to validate projects, verifying need and avoiding duplication. The fragility of the health system in South Sudan estimates health care utilization at 0.243 (compared to 3 in developed countries). The Health Cluster's strategy for basic safety net of services is thus to ensure the very minimum of basic services to a vulnerable population. Coverage from CAP partners alone achieves 41% of the cluster target compared to 98% of all cluster partners.

The revised Health requirements are a response to the increased caseload and an expanded number of vulnerable areas where health humanitarian interventions need strengthening so as to respond to continuing outbreaks, on-going insecurity, and severe food insecurity. The increased requirements will protect the supply chain of EPI on arrival for returnees and refugees; enable preparedness for the possibility of a breakdown in basic health services due to austerity measures; and support of crucial partners.

⁴³ South Sudan Development Plan 2011

Table. Mid-year monitoring versus objectives

Cluster purpose		Outcome Indicator	Target	Achieved as of 1 st quarter
Ensure continuation of basic services in high-risk locations and vulnerable populations, as well as emergency preparedness and response across the country.		<ul style="list-style-type: none"> Number of consultations (M/F) 	Total: 3,152,461 Male: 1,551,585 Female: 1,600,876 First quarter: 788,115 Male: 387,896 Female: 400,219	Total: 767,311 Male: 355,653 Female: 411,658
Cluster objectives	Supporting activities	Indicator	Target	
1. Maintain existing health service delivery providing basic health packages and emergency referral services.	<ul style="list-style-type: none"> Provide a BPHS including RH, HIV/AIDS and child survival packages. Provide essential drugs, medical supplies, basic medical equipment, RH and expanded programme on immunization (EPI) supplies. Strengthen services provided by medical personnel on management of common morbidities and RH. 	<ul style="list-style-type: none"> Antenatal client receiving IPT dose 2. 	400,411 (first quarter: 100,102)	19,533
		<ul style="list-style-type: none"> Number of <5 consultations (M/F) 	Total: 1,581,625 Male: 822,445 Female: 759,180 (first quarter): Total: 395,406 Male: 205,611 Female: 189,795	Total: 304,919 Male: 152,407 Female: 152,512
2. Strengthen emergency preparedness including trauma management.	<ul style="list-style-type: none"> Pre-position essential medical supplies including medical and surgical kits for referral hospitals, and vaccines. Ensure key health facilities and staff are prepared for emergencies including trauma and obstetric interventions. 	<ul style="list-style-type: none"> Percentage of states with pre-positioned emergency drug supplies. 	100%	100%
		<ul style="list-style-type: none"> Percentage of key referral hospitals able to perform basic life-saving emergency care. 	90%	90%

Cluster objectives	Supporting activities	Indicator	Target	
3. Respond to health related emergencies, including control of the spread of communicable diseases.	<ul style="list-style-type: none"> Assess and respond to potential disease outbreaks and other health emergencies. Strengthen health partners' skills for EWARN and case management of epidemic-prone diseases. 	<ul style="list-style-type: none"> Percentage of outbreaks investigated in 48 hours. 	<ul style="list-style-type: none"> 90% 	85%
		<ul style="list-style-type: none"> Number of measles vaccinations given to children under five in emergency settings. 	<ul style="list-style-type: none"> 45,125⁴⁴ 	48,062

⁴⁴ This is the minimum target using MoH EPI estimates of 19% for 6-59 months



3.2.6 LOGISTICS

Summary of updated cluster response plan

Cluster lead agency	WORLD FOOD PROGRAMME (WFP)
Co-lead	-
Cluster member organizations	ACF, Acted, AMURT, ARC, CAFOD, Casi, Catholic Diocese of Wau, CBTF, CRS, DRC, DDG, FAO, Goal, Help NGP, ICRC, InterSOS, IOM, MAF, Malaria Consortium, Medair, MERLIN, Min. of Agriculture, Min. of Health, Ministry of Humanitarian Affairs and Disaster Management, MSF-B, MSF-F, MSF-H, MSF-Ch, MSF-Es, NFI Cluster, NPA, OCHA, Oxfam, Pact, PAH, Peace Winds Japan, Relief International, RRC, Samaritans Purse, Save the Children, Solidarities, Swiss Corp. Office, TDI, Tear Fund, Theso, UNHCR, UNICEF, UNOPS, WFP, WHO, World Vision, ZOA
Number of projects	4
Funds required	Original \$52,764,584 Revised \$66,037,538
Funds required per priority level	High: \$65,287,538 Medium: \$750,000
Funding to date	\$30,658,455 (46% of revised budget)
Contact information	Jeppie Anderson, southsudan.logs@logcluster.org

Achievements and challenges

The Logistics Cluster contributed to the humanitarian community's ability to reach vulnerable populations and deliver life-saving supplies. Two Mi8 MTV helicopters, with 4 MT capacity each, supported the Jonglei conflict response and continued to provide support to the humanitarian community into the wet season. The Pibor airstrip was repaired keeping the pipeline open. The introduction of five 4x4 trucks, with 6-MT capacity each, provided surge capacity for pre-positioning purposes. The cluster established a dedicated focal point to coordinate UNMISS Force Protection for convoys on road and river transport sectors, recruited a dedicated Information Management Officer (IMO), and established a dedicated 'roaming' Logistics Officer to operate in the north of the country. All requests for augmented storage facilities, including erection of new storage facilities and utilization of existing storage, were responded to.

Humanitarian passenger transport was provided with a 100% response to medical and security evacuations. An average of 6,000 passengers and 35 MTs of NFIs supplies per month were transported in support of over 180 user agencies from UN/INGO/NGO and government counter parts to 39 locations where either poor infrastructure or security made air transport the only means of transport. Improvement on marginal airstrips in both Upper Nile and Jonglei remained a challenge in the rainy season with a negative impact to the UNHAS operational budget where aircraft useable payload was reduced to 50% occupancy rate increasing the operational budget to those locations.

South Sudan remains a rapidly changing environment which continues to suffer from instability and insecurity along major road/river corridors, customs clearance delays, illegal checkpoints, road and river insecurity, insufficient infrastructure and seasonal floods/rains. Competition with the SPLA for barge capacity and low river levels made river movements challenging. Additional challenges were changes in regulations regarding the issuance of tax exemptions; vehicle registration; port and aviation requirements; infrastructure projects (including road, airstrip, and port rehabilitation); and customs clearing and resulting customs delays in clearing cargo coming into South Sudan. The Logistics Cluster worked with relevant Ministry counterparts to address a number of these challenges, such as customs clearing, vehicle registration, and tax exemption status.

Significant changes in needs

The Logistics Cluster in South Sudan responded to the increased number of refugees, IDPs, and returnees by assisting with common transportation and storage, and coordination and will continue to support humanitarian partners against the backdrop of increasing humanitarian needs.

Revised cluster requirements, strategy and affected population numbers

Due to the challenges of the rainy season and due to the traditional trade supply routes from the north being no longer available the profile of cargo movement requests has shifted to more life-saving commodities and office consumables such as food and fuel, due to acute shortages being experienced in the north of the country. The shift will be to utilize more river services, particularly boats offering better value for money in terms of availability, speed, at lower cost per tonne and better security of cargo as well as the ability to transit smaller rivers such as the Sobat and Bahr el Ghazal. Greater utilization of the helicopters to maintain services impacted by the seasonal rains will also result in faster response times for life-saving supplies.

The Logistics Cluster identified this change in response based upon best-practices and feedback from the humanitarian community regarding issues such as speed of delivery and capacity to respond. The Logistics

Cluster, as a service-based cluster, continued to modify the means by which cargo transportation as well as storage could be accommodated to fit the changing needs of the humanitarian community. Storage assessments, road access constraints, physical infrastructure mapping and common transport request analysis took place to identify gaps and develop changes in strategy. The Logistics Cluster had a dedicated IMO and deployed a roving Logistics Officer to key logistically challenging areas in the northern border regions of South Sudan, both to improve services delivered. The Logistics Cluster will ensure that national NGOs are included in the Logistics Cluster meetings as well as utilizing its services.

Table. Mid-year monitoring versus objectives

Cluster purpose		Outcome indicator	Target	Achieved as of mid-year
To provide essential logistical support functions to the humanitarian community in order to facilitate a timely and cost-effective emergency response.		<ul style="list-style-type: none"> Percentage of access, transport and warehousing requests successfully met. 	<ul style="list-style-type: none"> 80% 	<ul style="list-style-type: none"> 90%
Cluster objectives	Supporting activities	Indicator	Target	
1. Expand physical access for humanitarian organizations into crisis areas.	<ul style="list-style-type: none"> Rehabilitation and/or maintenance of transportation networks including roads, bridges, airstrips and ports as identified by HCT. 	<ul style="list-style-type: none"> Percentage of identified transport bottlenecks solved. 	<ul style="list-style-type: none"> 75% 	<ul style="list-style-type: none"> 35%
2. Provide common logistics services in order to support emergency humanitarian operations.	<ul style="list-style-type: none"> Provision of common services including road transport, river transport and mobile warehousing to open pipelines into crisis areas and provide mechanism for pre-positioning of emergencies supplies including fuel. Provide relevant logistics information including maps and other information management products to the humanitarian community. Provide online sharing platform for the exchange of logistics information. Coordinate with government counterparts as necessary on issues related to logistics activities. Assess and monitor existing and new supply corridors into South Sudan from neighbouring countries. Host regular Logistics Cluster meetings for the sharing and of information. Update the inter-agency Logistics Capacity Assessment for South Sudan. 	<ul style="list-style-type: none"> Percentage of common service requests successfully fulfilled. Number of information management products published. Percentage increase of website visits from 2011 (to the dedicated South Sudan website). 	<ul style="list-style-type: none"> 100% 52 10% 	<ul style="list-style-type: none"> 92% 36 18% (decrease)



3.2.7. MINE ACTION Protection Sub-Cluster

Summary of updated cluster response plan

Cluster lead agency	UNITED NATIONS MINE ACTION SERVICE
Co-lead	-
Cluster member organizations	UNMAS, UNICEF, UNOPS, SSDA, Ministry of Education, Ministry of Gender, Child and Social Welfare, FSD, MAG, NPA, G4S Ordnance Management, DDG, HI, MECHEM, MTI, OSIL, SIMAS, SEM, ESAD, CWEP, OVCI – Ustratuna, NAD, Unity UCDC, OLAVS,SSDPA, SDRDA
Number of projects	10
Funds required	Original \$49,553,108 Revised \$51,728,217
Funds required per priority level	High: \$28,076,042 Medium: \$23,512,175 Low: \$140,000
Funding to date	\$33,000,569 (64% of revised budget)
Contact information	Ginevra Cucinotta, ginevrac@unmacc.org Sasha Logie, sashal@unmacc.org

Categories and disaggregated numbers of affected population and beneficiaries

Category of people in need	Number of people in need			Number of targeted beneficiaries			Number of people covered		
	Female	Male	Total	Female	Male	Total	Female	Male	Total
South Sudanese	4,712,684	4,834,573	9,297,257	4,712,684	4,834,573	9,297,257	3,937,065	4,265,153	8,202,218
Returnees	120,000	130,000	250,000	120,000	130,000	250,000	-	-	-
Total	4,832,684	4,964,573	9,547,257	4,832,864	4,964,573	9,547,257	3,937,065	4,265,153	8,202,218

Table. Original and revised number of affected people by state (January-December 2012)

State	Original cluster caseload			Revised cluster caseload		
	Female	Male	Total	Female	Male	Total
Central Equatoria	536,619	599,589	1,136,208	596,209	645,894	1,242,103
Eastern Equatoria	120,009	207,914	327,923	489,529	530,324	1,019,853
Western Equatoria	83,573	176,553	260,126	334,427	362,296	696,723
Lakes	25,394	27,577	52,971	375,864	407,186	783,050
Jonglei	144,877	201,562	346,439	733,977	795,142	1,529,119
Upper Nile	81,825	97,240	179,065	520,986	564,402	1,085,388
Unity	22,174	23,379	45,553	316,476	342,848	659,324
Warrap	30,016	29,100	59,116	525,619	569,420	1,095,039
Western Bahr el Ghazal	16,700	20,552	37,252	180,134	195,146	375,280
Northern Bahr el Ghazal	29,438	29,217	58,655	389,461	421,917	811,378
Total caseload			2,503,308	4,462,683	4,834,574	9,297,257
Caseload Vulnerability						
IDPs, most likely scenario			26,814			300,000
Returnees, most likely scenario			59,242			250,000
Host communities, most likely scenario			2,417,252			
Total caseload			2,503,308			9,247,257

Achievements and challenges

The Mine Action Sub-Cluster made strides in reducing the threat and impact of landmines and explosive remnants of war (ERW) and facilitating access for humanitarian actors throughout the country. Over 73 km of roads were opened and 69 previously suspected hazardous areas of land cleared and/or surveyed and released to the local population (3% of CAP target). Nearly 81,000 people learned how to avoid landmine/ERW threats through Mine Risk Education (MRE) interventions while 61 survivors of landmine/ERW-related accidents along with people with disabilities were enabled to rebuild their lives through Victim Assistance projects. The United Nations Mine Action

Coordination Centre (UNMACC) continued its support to the South Sudan Mine Action Authority's (SSMAA) capacity-building efforts, through 35 on the job trainings.

The Sub-Cluster was affected and often delayed by deteriorating security, especially in the northern border states. Mine Action assets (such as dogs and heavy equipment) are also affected by inclement weather conditions and the rainy season; where a number of assets were stood down. Overall, the sector is adequately and appropriately resourced to meet and address the threat levels in South Sudan.

Significant changes in needs

As the Mine Action Sub-Cluster operates country wide the estimated number of people in need is the total population of South Sudan.

Revised cluster requirements, strategy and number of affected population

There are no significant changes in the cluster strategy to note. The key priorities for the Sub-Cluster in 2012 continue to be to facilitate free and safe movement for humanitarian operations through clearance of landmines and ERW; to reduce the risk of injury from landmines and ERW and facilitate the reintegration of landmine victims and people with disabilities through targeted mine risk education (MRE) and victim assistance (VA) interventions; and to strengthen and support the management and operational capacities of the national mine action counterparts and implementing partners to deal with emergency aspects of landmine and ERW contamination in South Sudan. Over 1,000 km of roads will be opened and approximately 200 hazards will be addressed through demining activities. Demining, explosive ordnance disposal (EOD) and MRE teams will be deployed to Unity, Upper Nile and Jonglei States. MRE trainings, including train the trainers programmes, will be provided to communities recently affected by mines/ERW threats, refugees and IDPs; reaching a total of 150,000 beneficiaries. The response will also target the reintegration of landmine victims and people with disabilities, with victim assistance intervention reaching 600 people. Capacity development will entail the provision of at least 50 on-the-job training sessions for SSMAA staff members in the areas of Information Management System for Mine Action database management, operations and quality assurance, MRE, victim assistance and to undertake de-mining activities. The Sub-Cluster will work closely with the Government on a plan for independent national clearance and response capacity encompassing not only the SSMAA but also the SPLA and police. Support will also be provided to the Government to ratify the Convention on the Rights of People with Disabilities.

Following the mid-review of the mine action Sub-Cluster strategy, the strategic needs of the Sub-Cluster have not changed. As a result, projects remain as originally orchestrated to ensure full coverage of all mine action needs in South Sudan, without gaps or duplications. All mine action activities in South Sudan are under the CAP. Should there be any new project UNMACC, as a Sub-Cluster lead for mine action, will ensure that all mine action activities in South Sudan are adequately coordinated and tasked, allowing for no duplication.

Table. Mid-year monitoring versus objectives

Cluster purpose		Outcome Indicator	Target	Achieved as of mid-year
Reduce the threat and impact of landmines and ERW.		Decrease in the number of civilian accidents caused by mines and ERW.	50%	70 % ⁴⁵
Cluster objectives	Supporting Activities	Indicator	Target	
1. Facilitate free and safe movement for humanitarian operations through clearance of landmines and ERW.	<ul style="list-style-type: none"> Conduct route survey, verification and clearance. Conduct landmine and ERW survey and clearance of known and suspected hazardous areas. 	<ul style="list-style-type: none"> Number of km of roads surveyed, cleared and verified. Number of hazardous areas including dangerous areas, suspected hazardous areas and minefields released to local communities. 	• 1,050	• 73 km
			• 200	• 69
2. Reduce the risk of injury from landmines and ERW and facilitate the reintegration of landmine victims and people with disabilities through targeted MRE and VA interventions.	<ul style="list-style-type: none"> Provide MRE to at-risk populations including displaced people and returnees. Train peer-to-peer educators within youth groups and various associations. Incorporation of MRE into the school curriculum through teacher training. Provide landmine safety training to UN and NGO staff members (landmine safety project). Implementation of VA projects including income generating activities and business skills training. Data collection on landmine victims. 	<ul style="list-style-type: none"> Number of individuals reached through MRE including at-risk populations, UN and NGO staff members and teachers. Number of individuals reached through VA interventions. 	• 150,000	• 80,968
			• 600	• 61 ⁴⁶

⁴⁵ Data concerning bombings casualties are not captured by this figure.

⁴⁶ In addition to this number 50, representatives from the Ministry of Gender, Child and Social Welfare, have received on the job training on Victim Assistance related issues.

Cluster purpose		Outcome Indicator	Target	Achieved as of mid-year
3. Strengthen and support the management and operational capacities of the national mine action counterparts and implementing partners to deal with emergency aspects of landmine and ERW contamination in South Sudan.	<ul style="list-style-type: none"> • Provision of on-the-job trainings to SSDA and local NGO staff members. 	<ul style="list-style-type: none"> • Number of on-the-job trainings provided. 	<ul style="list-style-type: none"> • 50 	<ul style="list-style-type: none"> • 35
	<ul style="list-style-type: none"> • Development of a plan to build national clearance and response capacities. • Build capacity of SSDA offices to manage a demining task cycle from issue to archive with minimal international staff member intervention. 	<ul style="list-style-type: none"> • Number of tasks managed by SSDA staff with minimal international staff member intervention. 	<ul style="list-style-type: none"> • 4 	<ul style="list-style-type: none"> • 0



3.2.8 MULTI-SECTOR Emergency Returns and Refugees

Summary of updated cluster response plan

Cluster lead agency	INTERNATIONAL ORGANIZATION FOR MIGRATION and UNITED NATIONS OFFICE OF THE HIGH COMMISSIONER FOR REFUGEES (IMO and UNHCR)
Co-lead	-
Cluster member organizations	IOM, UNHCR, WFP, UNICEF, WHO, Cluster coordinators and Co-ordinators (WASH, Health, Food, Protection, Logistics, NFI and ES), NGO Forum
Number of projects	3
Funds required	Original \$81,061,496 Revised \$195,892,940 (but see text box on page 71 for preview of higher requirements)
Funds required per priority level	High: \$195,892,940
Funding to date	\$10,401,084 (5% of revised budget)
Contact information	Fabien Sambussy, fsambussy@iom.int Mireille Girard, girard@unhcr.org

Categories and disaggregated numbers of affected population and beneficiaries

Category of people in need	Number of people in need			Number of targeted beneficiaries			Number of people covered		
	Female	Male	Total	Female	Male	Total	Female	Male	Total
Returnees	127,500	122,000	250,000	27,025	30,475	57,500 (45,500 at final destination+12,000 airlifted)	8,930	10,070	19,000 (12,000 airlift+7,000 OTA)
Refugees	121,900	143,100	265,000	121,900	143,100	265,000	121,900	143,100	265,000
Refugee returnees	17,850	17,150	35,000	17,850	17,150	35,000	765	735	1,500
Abeyi displaced	56,100	53,900	110,000	56,100	53,900	110,000	0	0	0
Total	313,650	300,850	614,500	213,175	209,325	422,500	111,462	108,582	220,044*

* See text box on page 71 for preview of higher beneficiary number.

Table: Original and revised cluster number of affected people

State	Original sector caseload				Revised sector caseload			
	Children under five	Men	Women	Total	Children under -five	Men	Women	Total
Central Equatoria	5,482	14,186	12,580	32,248	5,482	14,186	12,580	32,248
Eastern Equatoria	2,157	5,583	4,951	12,691	2,157	5,583	4,951	12,691
Lakes	3,967	10,266	9,104	23,337	3,967	10,266	9,104	23,337
Northern Bahr el Ghazal	7,803	20,191	17,905	45,899	7,803	20,191	17,905	45,899
Unity	7,447	19,271	17,089	43,807	7,447	19,271	17,089	43,807
Warrap	2,255	5,836	5,176	13,267	2,255	5,836	5,176	13,267
Western Bahr el Ghazal	3,371	8,722	7,735	19,828	3,371	8,722	7,735	19,828
Western Equatoria	119	308	273	700	119	308	273	700
Jonglei	3,706	9,589	8,503	21,798	3,706	9,589	8,503	21,798
Upper Nile	6,193	16,023	14,209	36,425	6,193	16,023	14,209	36,425
Returnees total	42,500	109,975	97,525	250,000	42,500	109,975	97,525	250,000
Returnees (Ex-Refugees)				35,000				35,000
Refugees (All)				80,000				-
Refugees (DRC, ETHIOPIA, CAR)				-				30,000
Sudanese Refugees in Unity State/ Upper Nile State				-	39950	105750	89300	235,000
Displaced Abyei Residents				110,000				110,000
Total				475,000				615,000

Achievements and challenges

The number of refugees arrived in South Sudan exceeded originally anticipated numbers while the trend of returns is likely to continue for the rest of the year. The refugee influx since July 2011 has been from Sudan, where fighting continues in Southern Kordofan and Blue Nile states. Close to 55,500 Sudanese refugees were registered in Unity State and about 107,100 in Upper Nile State at the end of May 2012. Some 30,000 registered refugees from Ethiopia, the Democratic Republic of Congo (DRC) and CAR (in the wake of attacks by the Lord's Resistance Army) continued to receive food, water and sanitation, health and education assistance at three camps in Central and Western Equatoria states. The number of refugee returns from neighbouring countries assisted was over 1,500, a number exceeding the total number of returns in 2011. During the last quarter of 2011 and early 2012, significant refugee populations fled Sudan (South Kordofan and Blue Nile states) into South Sudan (Unity State 55,500 and Upper Nile State 107,100 refugees, respectively). Humanitarian partners scaled up operations in Unity and Upper Nile states in the first five months of 2012 to respond to the needs of swelling refugee populations. Humanitarian assistance included food, clean water, healthcare, shelter, and expanded education and agriculture services. Registration, land clearance, site planning and infrastructure development are underway. Schools and health clinics are being constructed alongside storage and distribution centres for relief items. The emergency response was marked by the limited time available before the rainy season, difficult access to refugee settlements and limited resources to respond to complex humanitarian needs.

Multi-sector response was provided for the existing refugees from CAR, DRC and Ethiopia and an emergency response to the influx of refugees from Sudan into Unity and Upper Nile state was scaled up to keep pace with the increasing number of refugees. The new influx was not factored in the CAP and presents a significant change in planning and resources required. The emergency response was marked by the limited time available before the rainy season, difficult access to refugee settlements and limited resources to respond to complex humanitarian needs. While the GoSS allocated land in several locations for refugee settlements, the presence of mines/unexploded ordnance (UXO), lack of sustainable water supply, topography (floods-prone) and remoteness of terrain presented challenges. One of the major constraints faced by operations in South Sudan is the poor road and river transportation network, with many areas cut off/inaccessible during the rainy season which makes it challenging to provide humanitarian assistance to people of concern. The cost of operations in South Sudan is high due to the almost total reliance on imported goods and services and poor physical infrastructure in South Sudan. This translates to very high cost of transportation of goods, inconsistent taxation policies.

Assistance was provided to 57,500 returnees (the majority of whom arrived prior to 2012) to South Sudan in the first part of 2012. Failure to operationalize an agreement and bilateral framework between the Government of Sudan (GoS) and GoSS impacted the rate of returns over the period. Lack of clarity over residency status for South Sudanese in Sudan and Sudanese in South Sudan delayed individual decisions to return. With the expiration of the transition period given to South Sudanese to regularize their stay in Sudan or return to South Sudan, returns have accelerated since 8 April 2012, either spontaneously or with support of the South Sudanese government. Accelerated returns have put a strain on the international community at a time when refugee influxes also required massive humanitarian deployments to different areas.

The dispersal of returnees over a huge geographical area, compounded by poor road conditions making access to some areas difficult, if not during rainy season, impossible, many times complicates community mobilization efforts. In most cases, United Nations Office of the High Commissioner for Refugees (UNHCR) field offices will follow a holistic approach, including returnees in any efforts for community empowerment. Participation of women in community management is low due to socio-cultural norms which limit women's rights. Many of the substantive tasks and agreements that should have been completed in advance of the referendum (January 2011) were not realized prior to the formal declaration of independence of the South on 9 July 2011. Several key Comprehensive Peace Agreement (CPA) issues including border demarcation, the status of Abyei, wealth and debt sharing, and nationality/citizenship policies remain unresolved: individually, each of these elements represent possible triggers for conflict and/or population displacement in 2011 and 2012. Widespread poverty, underdevelopment, and lack of political/economic absorption capacity continued to jeopardize the peace and security of the new state. Localized conflicts over competition for land and natural resources and inter/intra-communal conflict continued. The role of the humanitarian community has been to provide a safety net for the most vulnerable returnees (including unaccompanied minors and separated children) in the form of transport from Sudan, transit assistance and onward transport to places of intended destination within South Sudan. The Multi-Sector Cluster assisted the return by air and initial reinsertion of 3,000 vulnerable individuals from Khartoum, as well as an estimated 12,000 returnees stranded in Kosti since 2011. Transit sites were put up both in Malakal and Juba to absorb the larger number of returnees, allowing for a dignified stay pending gradual onward transport to final destinations or local integration within the state of return. Humanitarian partners monitored vulnerable groups, including unaccompanied minors. Up to 80% of early returnees had no visible means of livelihoods. Returnees were provided with three months of food and limited NFIs and emergency shelter, as needed, upon arrival at their final destination. Returnees and host communities were provided with access to an improved water source or hygienic latrines in order to minimize the strain on resources of receiving communities. Clearance from landmines and UXO in areas of return was provided

by Protection Cluster partners, in order to ensure that the return process takes place in a safe manner. UNHCR and International Organization of Migration (IOM) worked on the documentation of South Sudanese in Sudan and Sudanese in South Sudan and for the issuance of work and residence permits to those who opted to stay.

The Emergency Returns Sector provided policy and operational guidance in support of partners providing emergency assistance to returnees across South Sudan, working closely with the GoSS to ensure the full spectrum of assistance is provided from return, reinsertion and early reintegration. However, numbers of returns have been relatively low in early 2012, enabling assistance to be given. With a potential mass return of up to 250,000 South Sudanese in 2012, the ability of humanitarian partners and the GoSS to scale up, particularly to ensure the early reintegration of such large numbers, remains a key area of concern.

Significant changes in needs

Refugees

During the course of last quarter 2011 and 2012 significant refugee populations fled from Sudan into South Sudan, with Unity and Upper Nile state receiving new arrivals from South Kordofan and Blue Nile State, as a result of conflict. These continued movements were not anticipated to this extent at the time of the CAP 2012 process. Whereas standards were generally met for refugee populations remaining in South Sudan for several years, assistance indicators for the newly arriving refugees in Upper Nile and Unity states remained below standards due to the size of population and continued influx. Indicators would be expected to improve during the second half of the year with the stabilization of the population and transition from emergency to more stable programme.

Returnees and displaced/Abyei residents

At the time of the formulation of the CAP 2012 it was anticipated that roads between Sudan and South Sudan would remain open. The Renk corridor, however, became the only safe route into South Sudan; onward transportation was difficult to organize out of Upper Nile State limited due to security and logistical constraints. The deteriorated security situation in Abyei area, South Kordofan and Blue Nile states resulted in a significant increase of the number of returnees stranded at the border.

Revised cluster requirements, strategy and number of affected people

There is no change in the strategy although the numbers of beneficiaries as well as the pace of the programme have changed. Returnees: due to the current return dynamic and in view of the corridors closure, the Emergency Returns Sector is in the process of setting up transit sites (up to 20,000 per site) at key entry and transit points in addition to the existing network of way stations; onward transport assistance will continue to be provided from the transit site to the place of final destination.

Refugees; The priority remains the provision of humanitarian assistance, life-saving activities, and adequate protection to the more than 199,500 refugees in Upper Nile State, Unity State, Jonglei, Central Equatoria State and Western Equatoria State, the relocation of refugees to safer sites, and the voluntary repatriation of Congolese (DRC) refugees, and any future arrivals.

Imminent higher requirements: as this MYR goes to publication, the multi-sector group is expanding its target beneficiaries and funding requirements, commensurate with the recent acceleration in population movements. The new target beneficiaries are likely to total 265,000, which is 45,000 more than this chapter's update (the difference mostly being more refugees from Sudan). The funding requirements are therefore likely to rise by a further \$74 million, to \$270 million. (This is in line with UNHCR's [revised supplementary appeal for South Sudan](#), just published.)

Needs were mapped and coordinated with other clusters that have projects in the same areas. Technical and sectoral reviews were undertaken reviewing the implementing capacity as well as the humanitarian needs. The ERS strategy was updated in consultation with clusters, ensuring that adequate service delivery may be provided at newly established transit sites. All needs were regularly reviewed in coordination meetings conducted for refugees and returnees. For those agencies not participating in the CAP, an on-going mapping exercise was conducted and bilateral/multilateral discussions held to ensure no overlap.

The revised multi-sector requirement is driven by the dramatic increase in the number of refugees from Blue Nile and South Kordofan States in Sudan, arriving in Unity and Upper Nile states, South Sudan, and requiring the establishment of new refugee camps and provision of emergency humanitarian assistance and protection in remote areas. Difficult access due to the lack of roads, limited previous presence of operational partners, non-existent basic infrastructure and services, prevalence of black cotton soil and lack of sufficient water sources have led to increased operational costs when compared to existing refugee camps. The cost of support to returnees has also increased due to increased barge and road movement costs due to fuel price increases and the need to establish temporary transit settlements.

Table. Mid-year monitoring versus objectives

Sector purpose		Outcome Indicator	Target	Achieved as of mid-year
Assist returnees and refugees, particularly those who are vulnerable and stranded, and strengthen the capacity of State actors to protect and assist returnees, refugees and the Abyei displaced population.		Number of returnees, refugees and Abyei displaced people assisted.	475,000	21,000 returnees are stranded in Renk. out of the 57,500 returnees that were assisted. Nearly 170,000 of refugees out of 199,544 refugees from Sudan were provided with emergency assistance for refugees.
Sector objectives	Supporting activities	Indicator	Target	
1. Support the voluntary, safe and dignified return of South Sudanese from Sudan, refugees from asylum countries and Abyei displaced population in South Sudan, and provide onward transportation assistance to those who are unable to transport themselves.	Support refugees returning from asylum countries and organized returns for returnees from Sudan. Support vulnerable Abyei residents to return home.	Number of people assisted to return. Voluntary repatriation framework activated. Number of Government staff receiving training.	395,000 (250,000 returnees, 35,000 refugees, 110,000 displaced Abyei residents) 500 trained	Over 1,500 refugee returns from countries of asylum. 34,000 returns from Sudan. Bilateral return framework between Sudan and South Sudan established in February 2012. Training of registration staff of GoSS conducted and support provided for mobile teams to be deployed to Sudan and various states of South Sudan.
	Establish a return framework in partnership with GoSS/GoS/UN, and North/South. Provide Government training and support for returns preparation and management.			
	Transport services established for stranded returnees, returning refugees and Abyei most vulnerable people. Purchase a barge for more cost-effective transport of returnees. Staffing/equipping of transit and reception areas En route assistance (medical, food, WASH, protection)	Number of returnees, refugees and displaced people receiving transport assistance.	125,000 (35,000 refugees, 70,000 returnees and 20,000 displaced Abyei residents)	Over 1,500 returning refugees were assisted with transportation to their final destinations in South Sudan using existing transit facilities. Airlift of some 12,000 South Sudanese from Kosti was done in May while 9,000 individuals were assisted by barge and road until their final destination. Continued discussions are taking place for transport from other parts of Sudan. Funds were not made available for purchase of a barge. New transit sites are being established in Central Equatoria and Upper Nile States.

				<p>Only limited spontaneous returns to Abyei due to political issues.</p> <p>Assistance provided to Abyei residents of Agok.</p>
<p>2. Provide protection and assistance to refugees and asylum seekers in South Sudan.</p>	<p>Multi-sector emergency assistance to refugees in established settlements.</p> <p>Policy advocacy and direct operational involvement including issuance of ID documents and registration.</p>	<p>Incidence of refoulement</p> <p>Percentage of refugees adequately protected.</p>	<p>None</p> <p>100%</p>	<p>Multi-sector assistance provided to existing refugees and emergency assistance provided to new arrivals from Sudan.</p> <p>No incidence of refoulement was recorded.</p> <p>UNHCR and partners continue to conduct protection assessments and assistance relating to access to asylum, physical safety of refugees, and management of camp sites.</p>



3.2.9 NUTRITION

Summary of updated cluster response plan

Cluster lead agency	UNITED NATIONS CHILDREN'S FUND (UNICEF)
Co-lead	ACTION CONTRE LA FAIM
Cluster member organizations	AAA, ACF, Across, ADRA, ARC, BRAC, CARE, CCM, CC-SS, CDoR, CDoT, CDoW, CMA, Concern WW, COSV, COUM, CRADA, Diakonie, ECO, GOAL, IMC, John Dau Foundation, LDA, Malaria Consortium, Masterseed, Medair, MERLIN, MoH, MSF-B, MSF-CH, MSF-E, MSF-F, MSF-H, NCDA, NHDF, NPA, OVCI, PCO, RI, SP, SCC, Save the Children, Sign of Hope, SIM, SSUDA, Tearfund, THESO, UNICEF, UNKEA, URDOS, WCDO, WERD, WFP, World Relief, WVI
Number of projects	31
Funds required	Original \$74,176,857 Revised \$88,466,227
Funds required per priority level	High: \$71,597,441 Medium: \$16,868,786
Funding to date	\$39,466,557 (45% of revised budget)
Contact information	Vivienne Forsythe, vforsythe@unicef.org

Categories and disaggregated numbers of affected population and beneficiaries

Category of people in need	Number of people in need			Number of targeted beneficiaries			Number of people covered		
	Female	Male	Total	Female	Male	Total	Female	Male	Total
SAM children under-5	84,119	90,765	174,000	55,860	58,140	114,000	11,459	11,927	23,386
MAM children under-5	214,000	200,000	414,000	107,000	100,000	207,000	26,933	28,033	54,966
BSFP children 3-36 months ⁴⁷	141,112	146,880	288,000	141,112	146,880	288,000	31,053	32,319	63,372
TSFP MAM P&LW	218,000	0	218,000	109,000	0	109,000	9,411	0	9,411 ⁴⁸
BSFP PLW ⁴⁹	100,000	0	100,000	100,000	0	100,000	61,147	0	61,147 ⁵⁰
Total	757,231	437,645	1,194,876	512,972	30,5020	817,992	140,003	72,279	212,282

Note: the above numbers refer to those receiving nutritional treatment and Blanket Supplementary Treatment (but not wider preventative support)

⁴⁷ In highly vulnerable areas

⁴⁸ New strategy started April 2012

⁴⁹ In highly vulnerable areas

⁵⁰ Old strategy discontinued as of March 2012

Table revised caseload 2012

State	UNIVERSAL and CLUSTER Case load for Prevention based on total population figures for the whole country				UNIVERSAL and CLUSTER caseload for Treatment (projections based on SMART surveys and other food security and vulnerability assessments)					
	Population 0-59 months			P&LW	Treatment of SAM 6-59 months			Treatment of MAM 6-59 months		
	Male	Female	Total		Male	Female	Total	Male	Female	Total
Central Equatoria	126,753	117,472	244,225	103,376	3,707	3,436	7,143	18,463	17,738	36,201
Eastern Equatoria	101,132	93,727	194,860	82,480	7,281	6,748	14,029	18,029	17,322	35,350
Western Equatoria	69,505	64,416	133,920	56,686	2,033	1,884	3,917	8,433	8,103	16,536
Lakes	78,516	72,767	151,284	64,035	4,416	4,093	8,509	14,949	14,362	29,311
Jonglei	152,371	141,215	293,586	124,269	22,284	20,652	42,936	47,429	45,569	92,998
Upper Nile	117,522	108,917	226,439	95,847	10,048	9,312	19,360	18,038	17,330	35,368
Unity	75,329	69,813	145,142	61,436	7,288	6,754	14,042	14,335	13,773	28,108
Warrap	110,634	102,533	213,167	90,229	16,180	14,995	31,175	31,655	30,413	62,068
Western Bahr el Ghazal	38,813	35,971	74,784	31,655	2,008	1,861	3,869	12,246	11,766	24,012
Northern Bahr el Ghazal	86,295	79,976	166,271	70,379	7,378	6,837	14,215	8,139	7,820	15,959
Subtotal	956,870	886,807	1,843,678	780,392	82,623	76,572	15,9195	191,702	184,184	375,886
Returnees and refugees	73,950	71,050	145,000	58,109	8,142	7,547	15,689	19,438	18,676	38,114
UNIVERSAL Caseload	1,030,820	957,857	1,988,678	838,500	90,765	84,119	174,884	211,140	202,860	414,000
Cluster caseload	816,000	784,000	1,600,000	400,000	58,140	55,860	114,000	105,570	101,430	207,000

Achievements and challenges

Nutrition cluster partners treated 23,386 children (6-59 months) with SAM, 28 % of the original CAP 2012 target and 54,966 children (6-59 months) with Moderate Acute Malnutrition (MAM), 37% of the original CAP 2012 target. With regard to BSFP for children under three years, 63,672 children were reached about 32% of the original CAP 2012 target.

In the first three months of the year partners provided BSFP to 61,147, pregnant and lactating women (P&LW) – however, this strategy was then changed and partners provided TSFP to P&LW with acute malnutrition – the target is 109,0000 and to date partners treated 9,411 P&LW, reaching 8.5% of the target for this new activity.

Cluster coordination mechanisms were in place in seven states to coordinate nutrition emergency preparedness, assessment and response, and inter-cluster collaboration particularly with Health, WASH and Food Security and Livelihood Clusters. At national level, regular monthly nutrition cluster coordination meetings were held with all partners; Health and FSL clusters also regularly participated in these meetings. An existing Peer Review Team was subsumed into a newly established Strategic Advisory Group . The Strategic Advisory Group has a broader membership, which include MoH, INGOs, NNGO agencies, key UN agencies, representatives from Health, WASH and FSL Clusters; and the responsibility for strategic direction was formalized.

The three existing Technical Working Groups (TWGs), with technical representatives from partner NGOs, UN agencies and MoH continued to function. The Survey TWG – provided support and guidance for SMART surveys and other assessments – 13 post-harvest surveys were reviewed by the TWGs, eight of which were validated. 18 pre-harvest surveys were planned of which ten were conducted (not yet validated) – the remainder are underway. The MAM TWG led by WFP and the MoH developed and widely disseminated MAM ready-pack guidelines for South Sudan. The Information Management TWG continued to fine tune the monthly and weekly reporting system and maintain and update the cluster website.

Insecurity, particularly due to cross border tensions or inter-tribal clashes posed a challenge to humanitarian access as well as increasing the nutritional needs in those areas. Inadequate coverage of emergency nutrition services, due to partners not covering the whole range of interventions (in some places) was a challenge; as was the total absence of partners in some geographical areas including parts of Western Bahr El Ghazal, Unity, Upper Nile and Lakes states. Another major challenge was limited human resource capacity at all levels with a shortage of qualified and experienced nutritionists and other primary health care staff with the South Sudan Ministry of Health

(SSMoH), NGOs and UN agencies, resulting in some concerns regarding the quality of programming in places. Timely procurement and pre-positioning of supplies ahead of the rainy season was a challenge – especially with the SFP supplies, with some commodities only arriving in May resulting in BSFP starting late in places and TSFP interrupted in places.

Funding gaps have also presented a challenge – many INGOs had their usual channels of private funding significantly reduced, while delays in CHF funding meant that some partners especially NNGOs had limited or no funding at a critical point ahead of the rainy season. The general reduction in funding has resulted in a situation where many NGOs have not expanded geographical coverage of programmes as planned, while others have not conducted some specific activities including surveys.

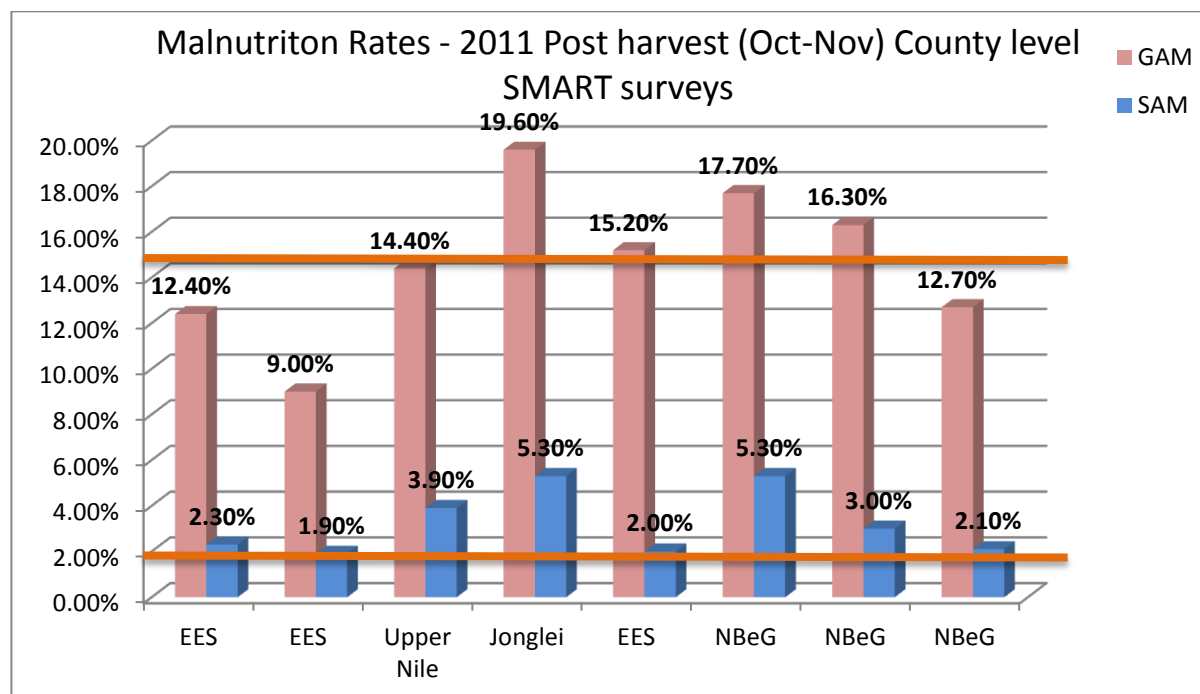
Significant changes in need

There has been a significant increase in the emergency nutritional needs in South Sudan since the CAP was prepared in 2011. The increased number of IDPs, returnees and refugees along with increased food insecurity, affected the nutritional vulnerability of the population. Post-harvest surveys conducted in October/November 2011 and food security monitoring conducted in February 2012 illustrated clearly the deteriorating nutritional status and subsequent increase in need for emergency nutritional services. The average global acute malnutrition levels reported from eight validated 2011 post-harvest surveys⁵¹ across South Sudan was just under 15%, which is the ‘emergency threshold’ level according to WHO classifications, while the average SAM rate was 3.2%, which is significantly higher than the 2% level of “significant concern”. These results are particularly worrying as they are post-harvest surveys, when the acute malnutrition rates should not be so high. Food Security monitoring in February 2012 showed acute malnutrition having increased in six states since some time last year; with the highest affected groups being infants aged 6-24 months and P&LW, and serious or emergency rates found in five states (Jonglei, Upper Nile States, Unity, Western Bahr El Ghaza, and Northern Bhar El Ghazal). The 2011/2012 ANLA further reinforced the picture of nutritional vulnerability with 11% of the population identified as severely food-insecure and 37% as moderately food-insecure; and identifying Western Bahr El-Ghazal, Northern Bahr El-Ghazal, Upper Nile, Warrap, parts of Jonglei and Unity states as being at high risk of food insecurity.

The projected caseloads for SAM and MAM treatments for children have been increased based on analysis of 2011 post-harvest SMART surveys, 2012 food security monitoring; and trends of increased admissions in the

⁵¹ The surveys were conducted in EEQ, Upper Nile, Jonglei and NBeG

programmes, particularly in the border areas and Jonglei state. Furthermore, the potential impact of the government austerity measures will further increase nutritional vulnerability. The planning figures for the number of children with SAM and MAM have increased from 83,000 to 114,000 (SAM) and 150,000 to 207,000 (MAM), respectively.



Revised cluster requirements, strategy and number of affected people

Overall the cluster strategy has not fundamentally changed since the CAP was developed in late 2011. However, the generally deteriorating situation in South Sudan and subsequent increased nutritional vulnerability has reinforced the essential requirement for further expansion of emergency nutrition services to meet the ever increasing need. As part of the strategy to increase coverage, the cluster is actively advocating with existing health

NGOs and local NGOs to get involved in preventative and curative nutrition services. To date, the cluster has had some success in this strategy with three health agencies and one NNGO (non-health) submitting projects into the CAP at mid-year. Existing partners are also being encouraged to expand geographical coverage of their programmes as feasible and/or to take on additional components of emergency nutrition; again there has been some success with this strategy as a number of existing partners have increased geographical coverage and several others have now commenced TSFP activities. In light of the increased vulnerability and need; greater focus will be placed on increasing the Nutrition Cluster's capacity for emergency assessment and response in hot spot areas and new emergency areas, through the establishment and support of additional emergency assessment and response teams.

One significant change in strategy is that agencies are now providing treatment for moderately malnourished P&LW across the country as part of the normal protocol. Previously this intervention was not available; instead where blanket supplementary feeding was in place all P&LW were eligible for BSFP, however BSFP was limited to specific vulnerable areas during the pre-harvest hunger period or in a mass population displacement situation.

Through processes of contingency planning and analysis of additional needs for hot spot areas in the first four months of the year, the cluster did not identify any areas of duplication in service provision; rather this analysis reinforced the fact that many vulnerable areas remain under-served. MYR peer review of 14 existing projects also showed the need for expansion to include additional geographical areas identified as requiring new or additional emergency nutrition services; due to increased vulnerability/need as a consequence of the changed contextual situation; or to include additional components of emergency nutrition activity (several NGOs have started to implement TSFP). All emergency nutrition needs covered are included under the CAP – either as NGO projects submitted in the CAP – or through UNICEF Pipeline and Expanding Partnership projects (which support MoH, and NGOs that do not have projects in the CAP) and WFP project (which also supports MOH, and NGOs that do not have projects in the CAP).

The revised nutrition requirement is directly related to the deteriorating contextual situation in South Sudan and subsequent nutritional vulnerability which has increased the number of children needing treatment for severe and moderate malnutrition (projected caseloads increased for SAM by 26%, for children under five with MAM by 38%, and BSFP by 44%). Without additional funding there will be a reduction in service coverage (geographical areas and specific components including treatment, prevention and outreach), insufficient support to the SSMoH in emergency preparedness and response, and reduced capacity to strengthen community involvement in key

nutrition related interventions, leading to increases in childhood morbidity and mortality related to acute malnutrition in high priority counties.

Table. Mid-year monitoring versus objectives

Cluster Purpose		Outcome indicator	Target	Achieved as of mid-year
Ensure provision of emergency nutrition services in priority states in South Sudan <i>and</i> focusing on high-risk under-served communities and in food-insecure areas, and/or high numbers of IDPs and returnees.		Percentage of acutely malnourished boys and girls treated in therapeutic and supplementary feeding programmes.	<ul style="list-style-type: none"> • SAM 70% coverage • MAM 50% coverage 	<ul style="list-style-type: none"> • 28% • 37%
Cluster Objective	Supporting Activities	Indicator	• Target	
1. Provide services for treatment of acute malnutrition in children under five years, P&LW and other vulnerable groups.	Treatment for severe and MAM in children under five, P&LW and other vulnerable groups.	Number of acutely malnourished boys and girls under-five and P&LW treated in line with Sphere standards.	<ul style="list-style-type: none"> • 83,000 SAM children under five • 150,000 MAM under-five • 109,000 P&LW (MAM)⁵² • 1,400 	<ul style="list-style-type: none"> • 23,386 • 54,966 • 9,411 • 483
	Training of health workers in treatment of SAM and MAM in line with national guidelines.	Number of health workers trained in SAM and MAM protocols.		
2. Provide services for prevention of under nutrition in children under five years and P&LW.	Provide micronutrient supplementation to children under five and P&LW.	Number of P&LW receiving micronutrient supplementation.	<ul style="list-style-type: none"> • 300,000 	<ul style="list-style-type: none"> • 14,460
	Provide supplementary foods to boys and girls aged six-36 months and P&LW.	Number of boys and girls six-36 months and P&LW provided with supplementary products during seasonal hunger period in priority states.	<ul style="list-style-type: none"> • 200,000 6-36 months • 100,000 P&LW 	<ul style="list-style-type: none"> • 63,672 • 61,147
	Protect, promote and support appropriate infant and young child feeding.	Number of health workers, lead mothers of MSGs and CBOs trained in IYCF.	<ul style="list-style-type: none"> • 5,000 	<ul style="list-style-type: none"> • 2,887
	Train health workers, MSGs and CBOs in IYCF.			

⁵² This indicator was not in the original CAP 2012 and reflect a new activity started April 2012

<p>3. Strengthen Nutrition emergency preparedness and response capacity.</p>	<p>Convene cluster coordination meetings at state and national levels and convene TWGs. Improve management and analysis of nutrition information. Promote active inter-cluster collaboration with FSL, WASH and Health. Training of nutrition partners in all aspects of emergency response.</p>	<p>Number of states holding regular meetings. Timely submission and analysis of assessment and monthly reports and nutrition surveys. Number of joint initiatives undertaken. Number of partners trained on emergency preparedness and emergency response.</p>	<ul style="list-style-type: none"> • 8 • 80% • 4 • 20 	<ul style="list-style-type: none"> • 7 • 50% approx. • 1 • 2
--	---	---	---	--



3.2.10 PROTECTION

Summary of updated cluster response plan

Cluster lead agency	OFFICE OF THE UNITED NATIONS HIGH COMMISSIONER FOR REFUGEES
Co-lead	NORWEGIAN REFUGEE COUNCIL
Cluster member organizations	ARC, INTERSOS, IRC, SC, UNICEF, UNFPA, WVI, NRC, UNHCR, IOM, HDC, CCOC, SPEDP, CCOSS, CRADA, CRS, Danchurchaid, DRC, LWF, DDG, Mines Advisory Group, NHDF, CMMB, Plan, NVPF, WVS, RI, SSWEN, UNYMPD, PCO, SWA, Handicap International and SCA
Number of projects	42
Funds required	Original \$62,990,940 Revised \$67,346,979
Funds required per priority level	High: \$37,317,619 Medium: \$11,734,837 Low: \$18,294,523
Funding to date	\$12,080,192 (18% of revised budget)
Contact information	Hy Shelow, shelow@unhcr.org Siri Elverland, paa@sudan.nrc.no

Categories and disaggregated numbers of affected population and beneficiaries

Category of people in need	Number of people in need			Number of targeted beneficiaries ⁵³			Number of people covered		
	Female	Male	Total	Female	Male	Total	Female	Male	Total
IDPs	144,000	156,000	300,000	144,000	156,000	300,000	62,400	67,600	130,000
Abyei displaced	52,800	57,200	110,000	52,800	57,200	110,000	52,800	57,200	110,000
Returnees	120,000	130,000	250,000	120,000	130,000	250,000	9,600	10,400	20,000
Children	36,000	44,000	80,000	9,000	11,000	20,000	4,000	5,000	9,000
Total	352,800	387,200	740,000	325,800	354,200	680,000	128,800	140,200	269,000

⁵³ The Protection Cluster targets the total number of people in need either indirectly or directly, as protection activities include direct service delivery and emergency response, as well as advocacy to improve the overall situation of people in need. □

Table: Original and revised cluster caseload estimates by state

State	Original cluster caseload				Revised cluster caseload			
	IDPs	Returnees	Children	Total	IDPs ⁵⁴	Returnees ⁵⁵	Children	Total
Central Equatoria	1,580	35,969	5,000	42,549	4,000	25,000	7,500	36,500
Eastern Equatoria	50	9,930	5,000	14,980	0	8,000	5,000	13,000
Western Equatoria	9,296	1,223	5,000	15,519	13,000	1,500	5,000	19,500
Lakes	27,255	17,332	5,000	49,587	26,000	12,000	5,000	43,000
Jonglei	75,803	19,812	10,000	105,615	150,000	14,500	10,000	174,500
Upper Nile	12,185	56,251	10,000	78,436	20,000	41,000	12,500	73,500
Unity	49,355	83,851	10,000	143,206	42,000	58,000	12,500	112,500
Warrap	103,205	31,866	10,000	145,071	3,000+ 110,000 ⁵⁶	25,000	10,000	148,000
Western Bahr el Ghazal	9,926	19,006	5,000	33,932	10,000	15,000	5,000	30,000
Northern Bahr el Ghazal	1,759	66,128	5,000	72,887	32,000	50,000	7,500	89,500
Sub-total, acutely vulnerable	290,414	341,368	70,000	701,782	410,000⁵⁷	250,000	80,000	740,000

Achievements and challenges

The Protection Cluster undertook significant interventions to respond to substantial new displacement and emergencies. Inter-communal violence since December 2011 in Jonglei State resulted in significant and on-going protection concerns, resulting in substantial shifting of Protection Cluster members' resources. Response was nimble and proactive, with humanitarian staff deployed to Pibor and Likuangole despite insecurity and remoteness. Response to substantial displacement in and into Unity and Upper Nile State, and particularly with regard to

⁵⁴ Projected new IDP caseload in 2012.

⁵⁵ Estimated new returns from Sudan to South Sudan in 2012.

⁵⁶ Abyei displaced.

⁵⁷ Estimated new IDPs in 2012 and Abyei displaced. Does not include IDPs from 2011, as there are no statistics available for how many remain displaced.

returnees in Renk, was also timely, and resulted in substantial interventions to address the needs of IDPs, returnees and refugees.

The Child Protection Sub-Cluster registered 2,787 children as separated, unaccompanied or missing, and reunified 291. Due to insecurity in border areas, reunification for more than 2,000 is not possible currently. Efforts to re-establish family links are on-going, and have been successful for 700 children. 53 boys associated with armed groups have been released. Efforts to implement the SPLA Action Plan for the release and prevention of Children and Armed Conflict (signed in March 2012) were made, and the number of released children is expected to increase by the second half of 2012. 18 Child-Friendly Spaces reached 5,050 children (3,058 boys and 1,992 girls). Should further funding not be received, the CP sub-cluster will not be able to respond to child protection needs, including the provision of care and tracing of the families for the high number of registered separated and unaccompanied children.

Nearly 146,000 men and women have increased access to multi-sectoral GBV services in six priority states with nearly 26,000 men and women reached through community outreach by peer educators and opinion leaders. At the time of writing, many partners have only just received funds and begun active implementation, while some projects remain completely underfunded. Without sufficient funds, it will not be possible for partners to provide the basic services needed to prevent and respond to GBV cases. Due to underfunding, progress at the time of the MYR is limited.

Significant changes in needs

The upsurge in the border conflict and the inter-tribal conflict in Jonglei State resulted in an increase in the targeted affected population particularly for Jonglei, Upper Nile and Unity States by more than 50%. Over 90% of the targeted beneficiaries in 2012 were in these three states. In addition, thousands of returnees remained in transit primarily in Renk (Upper Nile state) and Juba (Central Equatoria state), reinforcing the need to ensure that returns are voluntary and happen in safety and dignity. These changes required protection partners to shift funds and reposition limited resources from elsewhere in South Sudan.

23 Rapid Needs Assessments were carried out either as joint, inter-cluster needs assessments or as dedicated Protection Cluster missions, mostly in Jonglei, but also in Unity, Upper Nile, Northern Bahr el Ghazal, Warrap and Central Equatoria states. Assessments showed significant increase in conflict-induced displacement during the first part of 2012 (compared to the same period in 2011), high vulnerability for GBV and child rights concerns, border,

rebel militia group (RMG) and inter-tribal disputes, and heightened tensions between returnees and host communities.

The target of children affected by emergencies that receive psycho-social support and services has been increased from 7,000 to 15,000 children as of CAP MYR as the cluster already reached 5,500 children as of MYR.

Revised cluster requirements, strategy and number of affected people

The Protection Cluster overall revalidated its strategic approach and objectives for 2012 in line with the original CAP 2012 through assessing changes in protection challenges in partners' operational areas and emerging needs in other locations. Assessments and reporting in "hot spot" states indicated incremental growth in need relating to displacement, particularly in Jonglei, Upper Nile, Unity and NGB states, with regard to IDP, returnee and refugee populations. Demand for protection services linked to returnees was a growing trend in the Equatorias and an ongoing need in other states, most dominantly Upper Nile, including at transit sites where large numbers of returnees arrived in a sudden onset situation and needs were challenging to meet in a resource constrained environment. Competing priorities required focused attention to active displacement and returnee locations, where needs were most compelling. As a result, due to the worsening humanitarian situation, increase in needs and limited resources available, the following areas will be strengthened:

- Some crisis affected areas are under-resourced as many actors shifted resources and capacity from other hot spot areas to meet urgent needs in Jonglei state. Areas that received less focus during the height of the Jonglei crisis now require renewed attention and response.
- Significant emergency return movements in Renk (Upper Nile state) and Juba (Central Equatoria state), with thousands of returnees in transit without any immediate durable solutions, requires strengthened resources and capacity for emergency response. In particular, Juba and Central Equatoria state is a new focus area for emergency returns since the return of the Kosti caseload. Should significant return to Abyei materialize, this caseload would be included in the response, necessitating augmented resources and capacity.
- There are higher numbers of affected people/potential beneficiaries than envisaged in the CAP 2012. While needs and affected population figures are on the increase, the Protection Cluster is only 14% funded. There is a need for strengthened resource mobilization for protection to enable partners to respond to needs and reach the targets of the CAP. For example, if GBV partners are to achieve the target of 50% of population

in six priority states having access to GBV prevention and response, a significant resource mobilization campaign is needed.

- The GBV Sub-Cluster revised some activities to ensure that the focus areas of GBV projects in the CAP are accurately reflected.

Cluster coordination in programme locations and mapping of needs ensures minimal duplication or overlap in programming among cluster members. However, delivery is thinly spread and significant gaps remain with regard to full coverage of protection needs due to target populations' size, and limited or no coverage of some "hot spot" areas primarily due to resource redeployment to Jonglei. The potential of other actors including national and local government partners to address protection gaps is limited due to their capacity constraints. While prioritizing life-saving service delivery, the Protection Cluster will continue to engage partners to enhance capacity, including as an eventual phase-down strategy.

Table. Mid-year monitoring versus objectives

Cluster purpose		Outcome indicator	Target	Achieved as of mid-year
To mitigate the effects of grave violations on the civilian population by way of targeted and coordinated interventions with particular reference to vulnerable groups.		Number of policies/practices/procedures modified in accordance with protection principles	6	Two very significant ones thus far in 2012 (Nationality Act, Nationality Regulations), many more working level modifications of national law and practice.
Cluster objectives	Supporting activities	Indicator	Target	Achieved as of mid-year
1. Monitor and reduce the adverse effects of displacement and humanitarian emergencies on the civilian population.	Conduct protection assessments of affected and at-risk populations.	Number of joint protection assessment missions carried out.	40	23+ Assessments (Bulk in Jonglei, including inter-cluster missions with PC participation, as well as dedicated Protection Cluster missions, also in Upper Nile, Unity, NBeG, Warrap, and Central Equatoria). 40+ interventions (exceeded annual target), including with regard to SPLA violations of civilians, GBV, Child and forced recruitment, admission of returnees to states, access to land for IDPs and returnees, Mine Risk Education, humanitarian access.
	Provide protection advice and assistance in humanitarian emergencies.	Number of major interventions relating grave violations identified, including through assessments.	40	
	Undertake interventions with authorities to prevent violence and promote accountability and legal remedies for harm done.			
	Advocate preventing and addressing causes of conflict in priority areas of greatest risk.			

	Promote the use of community protection strategies including early warning systems.			
2. Provide support to survivors of GBV and improve prevention in six priority States (Northern Bahr el Ghazal, Warrap, Upper Nile, Jonglei, Western Equatoria and Unity).	<p>Improve quality of multi-sector services through trainings, preparation of guidelines and increased service delivery.</p> <p>Undertake advocacy campaigns on access to GBV services and survivors' rights.</p> <p>Equip key actors in South Sudan to launch and support rapid, effective response to GBV in emergencies.</p>	Percentage of population of six priority states of South Sudan with access to GBV prevention and response services and activities.	50%	<p>13% Due to underfunding of CAP projects, GBV partners have limited ability to increase provision of multi-sectoral services. 145,834 men and women have increased access to multi-sectoral services as a result of intervention in priority states.</p> <p>UNICEF is in final stages of construction of an SPU in Kuajok Police station in Warrap.</p> <p>25,993 men and women reached through community outreach by peer educators and opinion leaders as well as participation in awareness raising events.</p> <p>360 men and women trained to provide service delivery throughout South Sudan.</p> <p>ARC provided emergency response services in Jonglei and IRC provides emergency response services in Yida Camp.</p>
3. Reunite separated, unaccompanied and abducted children with their families; release children and youth from armed forces and groups; provide psycho-social services to emergency-affected children.	<p>Separated, unaccompanied and abducted children are identified, registered and reunited after successful tracing of their families.</p> <p>Children and youth associated with armed forces and groups are identified, released and assisted to be reintegrated into their families and communities.</p> <p>Children affected by emergencies receive psychosocial support and services.</p>	<p>Number of identified and registered children reunited with their families or alternative care arrangements assured.</p> <p>Number of identified children and youth released and assisted to reintegrate into their families and communities.</p> <p>Number of children affected by emergencies that receive psychosocial support and services.</p>	<p>2,400</p> <p>1,500</p> <p>15, 000 (target increased to 15,000 from 7,000 to reflect increase in vulnerability due to new emergencies.</p>	<p>2,787 registered UAC/separated/missing and 291 reunited (+ additional 700 re-established family links.</p> <p>53 children and youth released and assisted to reintegrate into their families and communities.</p> <p>5,500 children affected by emergencies that receive psychosocial support and services.</p>



3.2.11 NON-FOOD ITEMS AND EMERGENCY SHELTER

Summary of updated cluster response plan

Cluster lead agency	INTERNATIONAL ORGANIZATION FOR MIGRATION (IOM)
Co-lead	WORLD VISION INTERNATIONAL
Cluster member organizations	ACROSS, Caritas/CRS, DCA, DRC, IOM, INTERSOS, IRW, LCED, LWF, MEDAIR, NCA, NPA, OXFAM-GB, PAH, SCiSS, South Sudan Red Cross, UNICEF, UNHCR, WVI,
Number of projects	14
Funds required	Original \$18,759,521 Revised \$19,130,516
Funds required per priority level	High: \$9,503,577 Medium: \$513,600 Low: \$9,113,339
Funding to date	\$12,566,054 (66% of revised budget)
Contact information	Margo Baars, mbaars@iom.int

Categories and disaggregated numbers of affected population and beneficiaries

Category of people in need	Number of people in need (individuals)			Number of targeted beneficiaries (individuals)			Number of people covered (individuals)		
	Female	Male	Total	Female	Male	Total	Female	Male	Total
IDPs (includes Abyei displaced)	266,500	143,500	410,000	238,875	128,625	367,500	95,935	51,658	147,593
Returnees	162,500	87,500	250,000	88,725	47,775	136,500	16,378	8820	25,198
Host communities	13,650	7,350	21,000	13,650	7,350	21,000	2,341	1261	3,602
Total	442,650	238,350	681,000	341,250	183,750	525,000	116,994	62,998	179,992

Table: Original and revised cluster number of affected people

State	Original cluster caseload				Revised cluster caseload			
	NFI beneficiaries		Emergency Shelter		NFI beneficiaries		Emergency Shelter	
	2012 Estimated caseload (households) ⁵⁸	%	2012 Estimated caseload (households)	%	(households)	%	(households)	%
Central Equatoria	3,500	3.5%	1,500	6%	7,000	7%	2,500	10%
Eastern Equatoria	1,500	2%	350	1%	1,500	2%	350	1
Jonglei	20,500	20%	3,000	12%	21,500	20%	3,500	14
Lakes	7,500	8%	2,000	8%	5,500	5%	1,000	4
Northern Bahr el Ghazal	11,000	11%	4,000	16%	12,000	11%	4,000	16
Unity	14,500	14%	2,800	11%	15,000	14%	2,000	8
Upper Nile	13,000	13%	3,000	12%	14,000	13%	3,000	12
Warrap	21,000	21%	3,800	15%	22,000	21%	5,000	20
Western Bahr el Ghazal	4,000	4%	3,000	12%	4,000	4%	3,000	12
Western Equatoria	3,500	3.5%	1,550	6%	2,500	3%	650	3
Total	100,000	100%	25,000	100%	105,000	100%	25,000	100%

Achievements and challenges

The cluster completed 80% of the planned pre-positioning of NFIs across the country, with 41,000 kits and 38,000 equivalent kits in loose items pre-positioned in border states. 25,863 NFIs and 4,124 basic shelter packages have been distributed to identified vulnerable households, based on needs assessments. The cluster strengthened its coordination mechanisms and capacity to deliver quickly by placing dedicated NFI staff in hotspot states – Jonglei, Upper Nile, Unity and Warrap, and by establishing mobile teams to fill gaps in response across the country. Five PDMs (Post Distribution monitoring exercises) have been conducted.

⁵⁸ A household is assumed to contain six people.

Some of the challenges experienced by the cluster include logistical challenges, accessibility due to insecurity and poor infrastructure, and delays in receiving new stock at the border due to difficulties in securing tax exemption. Some small but important local NFI partners were not able to make it through during the first CHF allocation due to the short time frame. As such there was not much time left for them to revise their proposals to the accepted standard, and consequently some of them will face financial gaps in carrying out their activities and ability to respond. This has impacted the cluster's ability to increase the capacity of local implementing partners in high-risk areas.

Significant changes in needs

The NFI Cluster anticipates an increase in the total number of households in need of NFI and shelter support from 125,000 to 130,000. This takes into account continuing conflict and disaster induced internal displacement, returnee influx through a restricted corridor, and expected flooding during the wet season. Vulnerability is on the rise, and it will become increasingly difficult for South Sudanese communities, whose resources are already stretched to the limit, to host IDPs, and to integrate returnees. Returnees are starting to arrive in South Sudan with few belongings, a trend that may continue if returns proceed at scale and speed, reducing their capacity to cope on their own. Possible developments in Abyei, which may spur a return movement of those displaced from the area in May 2011, are also taken into account.

Revised cluster requirements, strategy and number of affected people

No significant changes in approach are envisaged by the NFI/Emergency Shelter Cluster. The target for measuring response time will be revised to make it more measurable and meaningful for the cluster. It will be changed from '20% reduction' to '100% of responses are initiated within ten days of assessment'. The cluster re-validated projects by mapping needs across the country, in particular to bring out clearly where needs have shifted across states, and comparing this against a mapping of the current coverage by organizations both inside and outside the CAP. In this way it was ensured that the project portfolio achieved full coverage without gaps or duplications. New projects or revisions were solicited to fill gaps both in terms of geographical coverage and target numbers. Some organizations that were covering needs outside the CAP submitted new projects which specify their roles for inclusion at the MYR.

Table. Mid-year monitoring versus objectives

Cluster Purpose		Outcome Indicator	Target	Achieved as of mid year
Timely provision of life-saving NFIs and emergency shelter items to displaced people, returnees, and vulnerable host community members.		Number of targeted households assisted with NFIs and emergency shelter items.	100,000 households	29,863 households (as of end of April)
Cluster objectives	Supporting activities	Indicator	Target	
1. Pre-position sufficient NFIs and emergency shelter materials in key locations throughout South Sudan.	Procure, transport, and pre-position in hubs and field hubs.	Number of NFI kits procured, transported and stored in partner's warehouses.	100,000 kits	41,000 kits pre-positioned; + 38,000 equivalent kits in loose items pre-positioned 42,000 kits in pipeline <i>(as of end April 2012)</i>
2. Distribute a basic package of NFI and emergency shelter materials.	Identify and target vulnerable households (especially female-headed household) for the distribution of NFI/ES(caseload below 1,000 households s) Distribute NFIs/ES kits based on results from accurate needs assessments	Number of NFI kits distributed. Percentage of female headed household beneficiaries receiving NFIs and emergency shelter items. Percentage of distributions based on needs assessments.	100,000 NFI kits distributed. 25,000 shelter kits distributed. 100% of affected female headed households receive NFI/emergency shelter kits. 100% of the distributions are based on needs assessments.	25,863 NFI distributed 4,124 shelter kits 100% of identified affected female headed households received kits. 100% based on needs assessments.
3. Strengthen cluster emergency preparedness and response.	Advocate for increase the number of implementing partners in high-risk states. Convene cluster coordination meetings at state and national levels Train partners on how to better measure need for NFI assistance during emergencies. Conduct post distribution monitoring.	Reduction in time required to respond to emergencies. Number of post distribution monitoring conducted.	20% 10 PDM conducted	8% 5 PDM conducted



3.2.12 WATER, SANITATION AND HYGIENE

Summary of updated cluster response plan

Cluster lead agency	UNITED NATIONS CHILDREN'S FUND (UNICEF)
Co-lead	MEDAIR
Cluster member organizations	ACF-USA, ACTED, AMURT, ARC, AWODA, CARE, CCOSS and SPEDP, CESVI, CMD, CRADA, CRS, DCA, ECO, FAR, Goal, Horn Relief, IAS, INTERSOS, IOM, IRW, JEN, LHDS, Medair, Mercy Corps, NCA, NHDF, Oxfam-GB, PAH, PCO, Plan International, PSI, RI, <i>Solidarités International</i> , SP, SSCCA, Tearfund, THESO, UNHCR, Unicef, World Vision Sudan
Number of projects	44
Funds required	Original \$73,097,600 Revised \$95,144,139
Funds required per priority level	High: \$50,859,745 Medium: \$16,056,235 Low: \$28,228,159
Funding to date	\$15,731,289 (17% of revised budget)
Contact information	Douglas Graham, Cluster coordinator, dgraham@unicef.org Jesse Pleger, Cluster co-lead, watsan-southsudan@medair.org

Categories and disaggregated numbers of affected population and beneficiaries

Category of people in need	Number of people in need			Number of targeted beneficiaries			Number of people covered		
	Female	Male	Total	Female	Male	Total	Female	Male	Total
IDPs, returnees, refugees	420,000	460,000	880,000	420,000	460,000	880,000	76,405	82,773	159,178
Host and acutely vulnerable communities	1,200,000	1,300,000	2,500,000	830,000	900,000	1,730,000	187,887	203,544	391,431
Total	1,620,000	1,760,000	3,380,000	1,250,000	1,360,000	2,610,000	264,292	286,317	550,609

Table. Original and revised cluster number of affected people

State	Original cluster caseload			Revised cluster caseload		
	Male	Female	Total	Male	Female	Total
Central Equatoria	81,618	75,339	156,957	82,000	75,000	157,000
Eastern Equatoria	88,745	81,919	170,664	89,000	82,000	171,000
Jonglei	156,477	144,440	300,917	157,000	144,000	301,000
Lakes	74,176	68,470	142,646	74,000	69,000	143,000
Northern Bahr El Ghazal	127,919	118,079	245,998	128,000	118,000	246,000
Unity	92,564	85,444	178,008	149,000	138,000	287,000
Upper Nile	144,777	133,640	278,417	268,000	246,000	514,000
Warrap	145,371	134,188	279,559	205,000	185,000	390,000
Western Bahr El Ghazal	75,089	69,312	144,401	75,000	69,000	144,000
Western Equatoria	105,265	97,168	202,433	133,000	124,000	257,000
Total	1,092,000	1,008,000	2,100,000	1,360,000	1,250,000	2,610,000
IDPs	156,000	144,000	300,000	156,000	144,000	300,000
Returnees	130,000	120,000	250,000	190,000	170,000	360,000
Refugees				114,000	106,000	220,000
Host community				328,000	302,000	630,000
Acutely vulnerable communities	806,000	744,000	1,550,000	572,000	528,000	1,100,000
Total	1,092,000	1,008,000	2,100,000	1,360,000	1,250,000	2,610,000

Achievements and challenges

WASH Cluster partners provided critical emergency response to IDPs and affected host communities in the Jonglei crisis with clean water access provided to over 23,500 people and WASH NFIs distributed to 5,342 vulnerable households. Critical emergency response was provided to refugees in Unity and Upper Nile States, with clean water and improved sanitation provided to over 25,000 and 80,000 people respectively, and emergency WASH services provided to some 15,000 returnees in Renk County, Upper Nile State. The WASH Cluster is not on pace

to meet 2012 targets primarily due to underfunding. Logistics in South Sudan continues to be a key implementation challenge, as access to remote locations of displaced people can be severely limited by lack of improved roads, lack of air assets, and mining. Lack of funding is also a critical challenge, as reduced funding within the cluster limits the number of WASH partners able to respond to the growing humanitarian crisis, and restricts the cluster lead's ability to continuously re-supply the core pipeline which partners rely on. The WASH Cluster's emergency activities in South Sudan are currently only 15% funded in 2012. Should further funding not be received, WASH Cluster partners will not be able to re-supply the core pipeline, meaning that up to 300,000 returnees, IDPs, and other affected people will not be reached with crucial WASH supplies. WASH Cluster partners will also not be able to continue emergency programming, meaning that access to life-saving clean water will not be provided for up to 800,000 children, women, and men in the latter half of 2012. WASH programming in vulnerable communities will decrease significantly in the Equatorial states, eliminating response to communities affected by Guinea Worm, returnees, and/or Lord's Resistance Army. As well, though emergency response is and will be required in all critical states along the north border, WASH partners will not have the institutional funding necessary to be prepared. In states that don't have acute, existing emergencies, such as Northern Bahr el Ghazal or Warrap, WASH partners will not have emergency response capacity, and will have decreased standard WASH programming capacity. WASH Cluster partners will be left to formulate emergency response on a case-by-case basis without adequate resources—staff, supplies, resources—to complete the effective and professional humanitarian response that the people of South Sudan deserve.

Significant changes in need

The number of refugees exceeded expectations from the beginning of the year putting the WASH core pipeline under significant stress as well as the tribal conflict in Jonglei. The escalation of tension between Sudan and South Sudan has resulted in large displaced populations in multiple states, such as Northern Bahr El Ghazal, Unity, and Upper Nile, with the likelihood of more displacements, such as in Warrap. All locations of large displaced populations thus far in 2012 have been at sites with inadequate or no clean water; displaced populations in South Sudan are in critical need of emergency WASH services. As well, the GoSS capacity in the WASH Sector is expected to significantly decrease due to austerity measures, resulting in no capacity to neither deliver WASH services nor respond to WASH emergencies.

The WASH caseload has increased from 2.1 million to 2.6 million with the inclusion of refugees and affected host communities. The number of people at risk of food insecurity has jumped from 3.3 million to 4.7 million in 2012.

This will also increase the caseload of acutely vulnerable communities needing basic WASH services: an undernourished population is even more susceptible to water-borne diseases like acute watery diarrhoea and cholera.

Revised cluster requirements, strategy and number of affected people

The WASH Cluster will focus on strengthening system-wide preparedness and technical capacity to respond to humanitarian emergencies in a humanitarian context which will likely deteriorate. WASH materials will continue to be procured and pre-positioned, as logistics allow, to ensure access to critical materials for partners in all ten states to respond to displaced people and host communities in emergencies through rehabilitation of water systems, construction of emergency surface water treatment systems, gender-separated latrines, distribution of hygiene kits, and hygiene promotion activities. National NGOs will be further engaged, in order to continue increasing their capacity as well as to mitigate against possible relocation of INGOs should the security situation deteriorate. At the beginning of the year, the WASH Cluster mapped agencies' programme activities to evaluate program coverage of needs, illuminate gaps in coverage, and better direct further programming. Some critical needs are covered at times by actors who are not in the CAP, alongside the work of those in the CAP. With the overwhelming need in South Sudan, however, there is no duplication of services.

The revised WASH strategy will be: exploring international surge capacity with partners, in order to scale up response capacity; advocate for increased WASH sector funding, in order to resource agencies as needed and mitigate the current burden on partners; utilize appropriate hygiene promotion activities in order to break disease transmission routes; reinforce the existing WASH safety net; respond to reduced basic service delivery by the Government due to austerity measures, with continued focus on acutely vulnerable communities. Separate sanitation and hygiene strategies will be designed to address the needs of women and men, boys and girls. The WASH Cluster will collaborate closely with related clusters including education, health, nutrition and protection, and will liaise with the FSL Cluster in relation to the provision of WASH facilities in areas of severe food insecurity. Active participation of women on water committees will be ensured so that the needs and rights of women are taken into account. The approach will also be sensitive to community dynamics, particularly in rural areas where conflict related to competition for water resources can be mitigated through WASH provision.

The revised WASH Cluster requirements are a response to the increase in number of affected people from 2.1 million to 2.6 million. This increase is primarily driven by the increased number of refugees, IDPs and affected host communities at sites with inadequate or no clean water and sanitation. In addition, the original 2012 CAP

4. FORWARD VIEW

During the mid-year review 2012 humanitarian partners agreed to:

- **Do** everything possible to maintain high levels of humanitarian assistance and ensure that funding is available.
- **Reduce** vulnerabilities so that communities do not slide into crisis.
- **Expand** stabilization programmes in insecure areas and quickly improve food security as the first essential steps in a credible, realistic exit strategy from the emergency operation.
- **Maintain** coordination and response capacity in the short term to deal with the depth and breadth of the emergency operation.
- **Strike** a balance between ensuring that NGOs and agencies have sufficient resources to provide basic services and, at the same time, do not crowd out transition initiatives.
- **Help** the government establish a disaster management system so that it can deal with emergencies in the future without relying on OCHA and other partners.

The revision of the CAP 2012 and cluster response plans was informed by the findings of a series of inter-agency and cluster specific rapid needs assessments conducted among IDPs, returnees and refugees mainly in Jonglei, Upper Nile, Unity and Northern Bahr El-Ghazal states. The Food Security and Livelihood Cluster's CFSAM was conducted in all ten states in South Sudan in 2011 informing the response in 2012. However, there are still gaps in information that will be addressed in the second half of the year, depending on funding availability, and accessibility during the rainy season. OCHA in consultation with the ISWG developed a road map to promote inter-agency rapid needs assessments in the second half of 2012. This will involve training to be conducted in the ten states, followed by assessments, analysis of information and reporting from July-August, to inform the CAP 2013 planning.

1.	Will there be a CAP in 2013?	YES
2.	CAP 2013 Workshop dates:	August 2012 (dates to be confirmed)
3.	Needs Assessment Plan for the 2013 CAP: existing assessments, identification of gaps in assessment information, and planned assessments to fill gaps	

EXISTING NEEDS ASSESSMENTS

Cluster(s)	Geographic areas and population groups assessed	Organizations that implemented the assessment	Dates	Title or Subject [include hyperlink if possible]
Education	Pibor Town and Likuangole, Jonglei <i>IDP and affected host children, youth and teachers</i>	UNICEF	12-18 January 2012	Rapid Education Needs Assessment
Education	Boma, Jonglei <i>IDP and affected host children, youth and teachers</i>	UNICEF	6-9 January 2012	Rapid Education Needs Assessment
Education	Akobo Town, Jonglei	UNICEF, NHDF,	5 March	Rapid Education

Cluster(s)	Geographic areas and population groups assessed	Organizations that implemented the assessment	Dates	Title or Subject [include hyperlink if possible]
	<i>IDP and affected host children, youth and teachers</i>	Intersos	2012	Needs Assessment
Education	Deng Jok, Jonglei <i>IDP and affected host children, youth and teachers</i>	NHDF, Intersos	24 January 2012	Inter-Agency Rapid Assessment
Education	Walgak, Jonglei <i>IDP and affected host children, youth and teachers</i>	NHDF, Save, Intersos	13 January 2012	Inter-Agency Rapid Assessment
Education	Twic East, Jonglei	LWF	30 January 2012	Inter-Agency Rapid Assessment
Education	DukPadiet, Jonglei	WFP, UNHCR	14 January 2012	Inter-Agency Rapid Assessment
Education	Yuai, Jonglei <i>IDP and affected host children, youth and teachers</i>	WFP, UNHCR	23 January 2012	Inter-Agency Rapid Assessment
Education	Malakal Town, Upper Nile <i>IDP and affected host children, youth and teachers</i>	UNICEF, SSUDA	24 March 2012	Rapid Education Needs Assessment
Education	Bunj, Upper Nile <i>IDP and affected host children, youth and teachers</i>	UNICEF		Rapid Education Needs Assessment
Education	Renk, Upper Nile <i>IDP and affected host children, youth and teachers</i>	Save, UNICEF	2 May 2012	Rapid Education Needs Assessment
Education	Agok Town <i>IDP and affected host children, youth and teachers</i>	UNICEF	3-4 May 2012	Rapid Education Needs Assessment
Education	Greater Yirol (Nyang, Kadula, Aguran, Mabui), Lakes <i>IDP and affected host children, youth and teachers</i>	UNICEF, UNHCR, SMoE	3-4 February 2012	Rapid Education Needs Assessment
Education	Jach, NBeG <i>IDP and affected host children, youth and teachers</i>	NRC	4 May 2012	Inter-Agency Rapid Assessment
Education	GokMachar <i>IDP and affected host children, youth and teachers</i>	NRC	3 May 2012	Inter-Agency Rapid Assessment
ETC	Leer	ETC Cluster and Save the Children	8 May 2012	Leer Partners Connectivity Survey
ETC	Maban, Bentiu, Pibor, Renk	Local ETC Cluster Working Group	3 May 2012	Needs Assessment in the Current Deployed Emergency Locations
ETC	Pibor	Inter-agency assessment	10 January 2012	VSAT and Internet Services in Pibor Assessment
ETC	Bentiu/Yida	ETC Cluster	4 January 2012	Bentiu/Yida Connectivity Survey on Emergency Response
ETC	Renk	ETC cluster, IOM	4 January	Renk Partners

Cluster(s)	Geographic areas and population groups assessed	Organizations that implemented the assessment	Dates	Title or Subject [include hyperlink if possible]
		and NGO Forum	2012	Connectivity Survey
ETC	Juba	ETC, UNHCR, UNDP, UNICEF	30 April 2012	Juba UN Agency Connectivity Survey
ETC	South Sudan	ETC Cluster	2 January 2012 – On-going	Ministry of Telecommunications monitoring of Procedures and Required Certificates for Operations
ETC	South Sudan	ETC Cluster	2 January 2012 – On-going	Collaborative survey of GSM service providers
Food Security & Livelihoods Cluster	10 states focusing on households	WFP in partnership with government and other cooperating partners	Quarterly	Food Security Monitoring System (FSMS)
Food Security & Livelihoods Cluster	10 states focusing on various sectors of the economy	WFP in partnership with government and some partners	Annual	Annual Needs & Livelihoods Assessment (ANLA)
Food Security & Livelihoods Cluster	10 states focusing on crop & food yields	WFP & FAO	Annual	Crop & Food Yield Assessment Mission (CFSAM)
Logistics	Juba County – Luri and Kapuri Bridges on Juba-Mundri Road	Logistics Cluster and WFP	27 April 2012	Kapuri and Luri Bridges on Juba – Mundri Road Assessment www.logcluster.org/ops/ssd11a/assessment-kapuri-and-luri-bridges-120427/view
Logistics	Rumbek-Leer-Adok	Logistics Cluster	20-22 April 2012	Rumbek – Lee – Adok Road Assessment www.logcluster.org/ops/ssd11a/road-assessment-mission-120422/view
Logistics	Upper Nile	Logistics Cluster, UNHCR, UNMACC	12-17 March 2012	Upper Nile Road Network Assessment www.logcluster.org/ops/ssd11a/south-sudan-road-assessment-report-120323/view
Logistics	Pibor Airstrip and Pibor-Likuangole Road	Logistics Cluster and UNOPS	14 January 2012	Pibor Airstrip and Pibor-Likuangole Road Assessment
Logistics	Akobo, Waat, Yau, Mabior Airstrips	Logistics Cluster and UNOPS	5 March 2012	Akobo, Waat, Yau and Mabior Airstrip Assessment
Logistics	Renk Airstrip and Access Road to Renk Town	Logistics Cluster, WHO, SciSS and IOM	2 May 2012	Renk Airstrip and Road Assessment

Cluster(s)	Geographic areas and population groups assessed	Organizations that implemented the assessment	Dates	Title or Subject [include hyperlink if possible]
Logistics	Mangalla Port and access road	Logistics Cluster, OCHA, UNHCR, IOM, Plan, RRC, Unicef	4 May 2012	Mangalla Port and Access Road Assessment
Mine Action	Upper Nile State – Malakal and Nasser (Landmine Victims)	United Nations Mine Action Office (UNMAO) SSDPA	January – April 2010	Data collection on landmines and ERW accidents and victims.
Mine Action	Juba – Landmine victims	SSDA	2010	Landmine and ERW in Juba
Mine Action	Unity State	UNMACC	2012 (on-going)	Landmines and ERW accidents and victims
NFIs & Emergency Shelter	Jonglei - Fangak	WV, Medair	3 May 2012	
Non food items & Emergency Shelter	Jonglei - Lankein	Save, WV, RRC, LWF	8 April 2012	
Non food items & Emergency Shelter	Jonglei – Akobo, Wanding	Acted, Medair, OCHA	26 March 2012	
Non food items & Emergency Shelter	Jonglei – Jorweng, Pariak	WV, JAM, OCHA, RRC	21 February 2012	
Non food items & Emergency Shelter	Warrap – Tonj East	UN Various, WHO, IOM, SSHINE, Intersos, WV, TOCH, RRC, CCM	8 February 2012	
Non food items & Emergency Shelter	Jonglei - Duk	LWF, DWS	10 February 2012	
Non food items & Emergency Shelter	Upper Nile – Renk, Longochuk	UN Various, IOM, Solidarites, Medair	1 February 2012	
Non food items & Emergency Shelter	Upper Nile – Maban	WV, IOM, Medair, RRC, Oxfam	28 January 2012	
Non food items & Emergency Shelter	Upper Nile – Baliyet, Nasir	WFP, WV, Goal, RRC, UNHCR, UNICEF	24 January 2012	
Nutrition	Abyei, Warrap	GOAL	23-27 January	Multi Indicator cluster survey
Nutrition	Nasir County, Jonglei	UNKEA	26 January -8 February	Nutrition and Mortality Survey in Nasir County
Nutrition	Abiemnhom, Koch and Mayom	World relief	20	Nutrition Survey

Cluster(s)	Geographic areas and population groups assessed	Organizations that implemented the assessment	Dates	Title or Subject [include hyperlink if possible]
	Counties, Unity		February-19 March	
Nutrition	Aweil South and Aweil East NBeG,	ACF-US	April	Anthropometric and retrospective mortality survey
Nutrition	Aweil Centre, NBeG	Malaria Consortium	8-18 April	Anthropometric and retrospective mortality survey
Nutrition	Akobo, Nyirol , Jonglei	Save the Children	May	Anthropometric and retrospective mortality survey
Nutrition	Twic, Warrap; Sobat , Upper Nile	Goal	May	Anthropometric and retrospective mortality survey
Nutrition	Uror, Jonglei	Tearfund	May	Anthropometric and retrospective mortality survey
Nutrition	Aweil West and Aweil North, NBeG	Concern Worldwide	April-May	Anthropometric and retrospective mortality survey
Nutrition	Gogrial West, Gogrial East, Warrap	ACF-USA	May	Anthropometric and retrospective mortality survey
Nutrition	Aweil Centre, NBeG	Malaria Consortium	April	Anthropometric and retrospective mortality survey
Nutrition	Twic East, jonglei	SSMoH/UNICEF	May	Anthropometric and retrospective mortality survey
Nutrition	Maban, Upper Nile	Relief International	May	Anthropometric and retrospective mortality survey
Nutrition	Pochalla, Jonglei	CRADA	May	Anthropometric and retrospective mortality survey
Nutrition	Rapid assessments in Various hotspot states	Various cluster partner agencies	January-April	Rapid assessment
Protection Cluster	Jonglei (Pibor, Boma, Lekuoungole, Yrrol)	UNICEF, Save the children	January-February 2012	
Protection Cluster	Pariang, Unity	UNICEF, NP	February 2012	
Protection Cluster	Yida, Unity	UNICEF, NP	February 2012	
Protection Cluster	Manyom, Unity	UNICEF	February 2012	
Protection Cluster	Gokmarchar, NBEG	UNICEF	April 2012	
WASH	Jonglei, IDPs from tribal conflict.	Medair, <i>Solidarités</i>	January 2012	"Summary Report Likoungole WASH

Cluster(s)	Geographic areas and population groups assessed	Organizations that implemented the assessment	Dates	Title or Subject [include hyperlink if possible]
				Assessment--14 Jan 2012"
WASH	Pariang County, Unity State; refugees from South Kordofan State.	Samaritan's Purse	April 2012	"Yida Refugee Camp April 2012 WASH Assessment Report"
WASH	Maban County, Upper Nile State; refugees from Blue Nile State.	Oxfam GB	April 2012	"020412 Dry Season Water Supply Situation in Maban CountyFINAL"
WASH	Aweil East County, NBeG State; IDPs from conflict.	Inter-agency	April 2012	"Gokmachar-Jach IA Rapid Assessment Report, 24 April 2012"

GAPS IN INFORMATION			
Ref. #	Cluster(s)	Geographic areas and population groups	Issues of concern
1	Cluster(s)	Geographic areas and population groups	Issues of concern
2	Education	Unity, IDP and affected host children, youth and teachers by emergencies.	Impact of aerial bombardment, occupation of schools by armed groups, returnees and IDPs on education; impact of mines and insecurity on access to education; impact of flooding and storm damage on schools.
3	Education	WBeG, IDP and affected host children, youth and teachers by emergencies.	Impact of violent conflict, occupation of schools by armed groups, returnees and IDPs on education; impact of flooding and storm damage on schools.
4	Education	Warrap, IDP and affected host children, youth and teachers by emergencies.	Impact of aerial bombardment, occupation of schools by armed groups, returnees and IDPs on education; impact of insecurity on access to education; impact of flooding and storm damage on schools.
5	Emergency Telecommunications	NGO and UN Agency operational areas throughout South Sudan.	Non-submission of updated needs information from partners in field locations.
6	Emergency Telecommunications	NGO and UN Agency operational areas throughout South Sudan.	GSM Network Coverage (mobile provider) – inability to capture full GSM network coverage due to lack of data from partners and private sector.
7	Food Security & Livelihoods Cluster	10 states focusing on rural populations	Contribution of livestock and fisheries to food security.
8	Food Security & Livelihoods Cluster	10 states focusing on rural and urban populations.	Market performance and influence on food security in South Sudan especially with regard to viability of cash based transfers.
9	Non food items & Emergency Shelter	Warrap, NBEG, Unity, Jonglei, Upper Nile; returnee, refugee, IDP and vulnerable host communities.	Collecting targeted information on NFI & emergency shelter specific needs within a vulnerable population in an inter-agency or multi-sector needs assessment.
10	Nutrition	Unity, Lakes, Upper Nile, Jonglei, WBeG,	High malnutrition
	Protection Cluster	Unity and Upper Nile States: Returnees and IDPs in conflict-affected areas.	Sites of vulnerability for women and girls; Availability of multi-sectoral services and gaps in provision.
10	Protection Cluster	Unaccompanied children in Unity State	Protection concerns with displaced children in camps and host communities.
11	Protection Cluster	Returnees in Upper Nile	Protection concerns
12	Protection Cluster	Northern Jonglei	IDPs, GBV
13	WASH	North Jonglei (Fangak, Khorfulus, Ayod Counties); Kalazar clinics.	WASH condition at kalazar clinics for patients, staff, and patients' families.
14	WASH	EES, Lakes State, Warrab State, CES; Guinea Worm endemic communities.	Clean water supply in Guinea Worm endemic areas.

15	WASH	North Jonglei; IDPs and host communities.	WASH condition among IDPs and host communities since cease of tribal conflict in early 2012.
16	WASH	North Unity; IDPs, returnees, host communities.	WASH condition among IDPs, returnees, and host communities in remote locations affected by recent N-S conflict.

PLANNED NEEDS ASSESSMENTS

To fill info gap (ref. #)	Cluster(s)	Geographic areas and population groups targeted	Orgs. to implement the assessment	Planned dates	Issues of concern	To be funded by [please note amount of funding gap if necessary funding is not yet committed]
1	Education	Warrap	ADRA, NRC, Peace Corps Organisation, UNICEF, SMOE	TBC	TBC	CHF and UNICEF, other yet to be sourced grants.
2	Education	Unity	SCiSS, Mercy Corps, INTERSOS, UNICEF, SMOE	TBC	TBC	CHF and UNICEF, other yet to be sourced grants.
3	Education	WBeG, Raga	Peace Corps Organisation, SMOE, UNICEF	TBC	TBC	CHF and UNICEF, other yet to be sourced grants.
4	Education	Jonglei,	INTEROS, NHDF, Hold the Child, SMOE, SCiSS, FHI	TBC	TBC	CHF and UNICEF, other yet to be sourced grants.
5	Education	Upper Nile	SSUDA, UNICEF, SMOE, SCiSS	TBC	TBC	CHF and UNICEF, other yet to be sourced grants.
6	Emergency Telecommunications	All of South Sudan	All NGO and UN partners	01/08/12	ICT Map of South Sudan – Information on coverage – through survey and some target location assessments (border areas)	94% underfunded – ETC only received 6% of committed funding – lack of human resources to carry out targeted assessments.
7	Emergency Telecommunications	Any additional location identified as a common operational area due to conflict displacement.	NGO and UN partners, as needed	On-going monitoring	New sites for IDPs/Returnees/ Refugees identified; number of agencies responding; connectivity needs for staff safety and coordination.	See above.

8	Food Security & Livelihoods Cluster	10 states focusing on households	WFP & government and other partners in FSMS	June 2012	Food insecurity	WFP and partners
9	Food Security & Livelihoods Cluster	10 states focusing on crop & food yields	WFP & FAO CFSAM	Aug/Sept	Crop and food supply assessment	WFP & FAO
10	Logistics	Yida	Logistics Cluster		Yida Airstrip Access Constraints	
11	Logistics	Kapoeta-Boma-Narus-Raad	Logistics Cluster		Border Corridors	
12	Logistics	Khorengish Bridge, Bargel Bridge, Bahr el Naam Bridge	Logistics Cluster		Damaged and Accessibility on main road corridors.	
13	Logistics	Gambella-Akobo-Pochalla-Raad-Boma Road	Logistics Cluster		Mapping road corridors, ports, bridges and culverts for humanitarian access and identify damaged sections.	
14	Logistics	Wau-Tambura-Raaja-Bor-Medina	Logistics Cluster		Road accessibility for humanitarian community in rainy season and identify damaged sections	
15	Mine Action	South Sudan – people at risk from landmines and ERW (communities, IDPs, Returnees, Refugees).	UNICEF, UNMACC – possible partners are MRE Working Group members	2012	KAP survey on MRE messages and activities and their impact on population at risk.	TBC
16	Mine Action	Jonglei State	UNMACC	2012	Landmines and ERW accidents and victims data collection	50,000 TBC
17	NFI & Emergency Shelter	Warrap, NBEG, Unity, Jonglei, Upper Nile, CES; returnee, refugee, IDP and vulnerable host communities	All cluster partners	On-going on as needed basis	-Access to affected sites (insecurity, rainy season, fuel shortages). -Reduced availability of support from local authorities due to government austerity.	-CHF -Bilateral funding to cluster partners

18	Nutrition	Rapid assessment in any hot spot area.	Partner agencies	As per the need any time of the year	Depending on the needs and malnutrition rates.	Not clear yet
19	Nutrition	Post-harvest surveys and other assessments	Partner agencies	October-November 2012	Depending on the needs and malnutrition rates.	Not clear yet
20	Protection	Unity – refugees and IDPs	UNICEF and NP with UNHCR	May 2012	Protection for UAC in camps and host communities (returnees and refugees).	
21	Protection	Upper Nile, Maban	CP emergency team	May 2012	Protection for UAC/Separated	
22	Protection	Jonglei	GBV/CP emergency team/UNHCR	May 2012	Access to Humanitarian aid, Protection, GBV, CP.	
23	WASH	North Jonglei (Fangak, Khorfulus, Ayod Counties); Kalazar clinics	TBD		WASH condition at Kalazar clinics for patients, staff, and patients' families.	Not committed; Gap: \$25,000
24	WASH	EES, Lakes State, Warrab State, CES; Guinea Worm endemic communities	TBD		Clean water supply in Guinea Worm endemic areas.	Not committed; Gap: \$70,000
25	WASH	North Jonglei; IDPs and host communities	TBD		WASH condition among IDPs and host communities since cease of tribal conflict in early 2012.	Not committed; Gap: \$50,000
26	WASH	North Unity; IDPs, returnees, host communities	TBD		WASH condition among IDPs, returnees, and host communities in remote locations affected by recent Sudan-South Sudan conflict.	Not committed; Gap: \$25,000

ANNEX I: LIST OF PROJECTS AND FUNDING RESULTS TO DATE

Table IV. List of appeal projects (grouped by cluster), with funding status of each

Consolidated Appeal for the Republic of South Sudan 2012 as of 30 June 2012 http://fts.unocha.org								
Compiled by OCHA on the basis of information provided by donors and appealing organizations.								
Project code	Title	Appealing agency	Original requirements (\$)	Revised requirements (\$)	Funding (\$)	Unmet requirements (\$)	% Covered	Priority
COMMON HUMANITARIAN FUND (CHF)								
SSD-12/SNYS/49388/R/7622	Common Humanitarian Fund for South Sudan (the figure shown for 'funding' is the unallocated balance of the fund)	CHF	-	-	12,513,404	n/a	n/a	HIGH PRIORITY
Sub total for COMMON HUMANITARIAN FUND (CHF)			-	-	12,513,404	(12,513,404)	0%	
COORDINATION AND COMMON SERVICES								
SSD-12/CSS/45608/119	Strengthening Humanitarian Coordination and Advocacy in South Sudan	OCHA	9,405,393	9,405,393	3,158,214	6,247,179	34%	HIGH PRIORITY
SSD-12/CSS/45899/5157	NGO Secretariat Coordination in South Sudan	TEARFUND	1,114,799	1,114,799	-	1,114,799	0%	HIGH PRIORITY
SSD-12/CSS/46583/R/124	Capacity-building initiative for the Government of South Sudan's Ministry of Humanitarian Affairs and Disaster Management (MHADM) and Relief and Rehabilitation Commission (RRC).	UNICEF	540,500	345,000	-	345,000	0%	HIGH PRIORITY
SSD-12/CSS/46583/R/298	Capacity-building initiative for the Government of South Sudan's Ministry of Humanitarian Affairs and Disaster Management (MHADM) and Relief and Rehabilitation Commission (RRC).	IOM	1,616,770	1,142,316	-	1,142,316	0%	HIGH PRIORITY
SSD-12/CSS/46583/R/5157	Capacity-building initiative for the Government of South Sudan's Ministry of Humanitarian Affairs and Disaster Management (MHADM) and Relief and Rehabilitation Commission (RRC).	TEARFUND	104,000	104,000	-	104,000	0%	HIGH PRIORITY
SSD-12/CSS/51411/R/776	Strengthening of monitoring and reporting of humanitarian assistance in South Sudan including impact of CHF.	UNDP	-	428,000	-	428,000	0%	HIGH PRIORITY

Project code	Title	Appealing agency	Original requirements (\$)	Revised requirements (\$)	Funding (\$)	Unmet requirements (\$)	% Covered	Priority
SSD-12/S/45913/R/5139	Security Support to UN and Implementing Partners Operating in South Sudan	UNDSS	350,000	733,325	733,325	-	100%	HIGH PRIORITY
Sub total for COORDINATION AND COMMON SERVICES			13,131,462	13,272,833	3,891,539	9,381,294	29%	
EDUCATION								
SSD-12/E/46058/6579	Education in Emergency for IDPs in Warrap and Western Equatoria	ADRA	1,330,088	1,330,088	-	1,330,088	0%	HIGH PRIORITY
SSD-12/E/46059/7981	Emergency Education Support for girls and vulnerable groups project – Warrap and Northern Bahr el Ghazal.	AMURT International	749,000	749,000	-	749,000	0%	MEDIUM PRIORITY
SSD-12/E/46061/6422	Continuing Education for emergency affected children and youth	BRAC	197,200	197,200	-	197,200	0%	HIGH PRIORITY
SSD-12/E/46062/5059	Basic Education Emergency Support in South Sudan	Chr. Aid	680,000	680,000	-	680,000	0%	MEDIUM PRIORITY
SSD-12/E/46065/8769	Emergency Support to Education in Eastern Equatoria State	Caritas Switzerland	974,967	974,967	-	974,967	0%	LOW PRIORITY
SSD-12/E/46066/R/14922	Access to life-saving education in Jonglei State	SPEDP	555,000	465,000	-	465,000	0%	MEDIUM PRIORITY
SSD-12/E/46066/R/14924	Access to life-saving education in Jonglei State	CCOSS	730,000	620,000	-	620,000	0%	MEDIUM PRIORITY
SSD-12/E/46068/14957	Emergency Education in Jonglei and Central Equatoria: provision of temporary learning spaces; training on life-saving messages and psychosocial support	CDAS	760,000	760,000	-	760,000	0%	LOW PRIORITY
SSD-12/E/46070/5146	Improved learning environment in schools serving the displaced population in the Agok area.	CRS	361,886	361,886	-	361,886	0%	HIGH PRIORITY
SSD-12/E/46071/8497	Education in Emergency for Piji, Nyirol and Ulang Counties	FH	977,809	977,809	-	977,809	0%	HIGH PRIORITY
SSD-12/E/46072/R/14923	Integrated emergency response for education in Jonglei State	HCO	150,000	210,000	-	210,000	0%	MEDIUM PRIORITY
SSD-12/E/46073/6723	Education for Children affected by emergency (Mobile Response Unit; Unity & Warap State and Emergency Preparedness and Coordination; Central Equatoria)	IBIS	732,500	732,500	-	732,500	0%	HIGH PRIORITY
SSD-12/E/46074/5660	Education for all in acute emergencies in Jonglei, Unity, Upper Nile States, Southern Sudan	INTERSOS	1,291,000	1,291,000	379,953	911,047	29%	HIGH PRIORITY
SSD-12/E/46075/5162	Provision of safe formal learning environments for conflict affected populations	Mercy Corps	1,237,500	1,237,500	499,682	737,818	40%	HIGH PRIORITY

Project code	Title	Appealing agency	Original requirements (\$)	Revised requirements (\$)	Funding (\$)	Unmet requirements (\$)	% Covered	Priority
SSD-12/E/46076/8452	Addressing Education in Emergencies needs in Akobo and Pigi Counties in Jonglei State and Ulang and Nasir Counties in Upper Nile State.	NHDF	970,000	970,000	411,543	558,457	42%	HIGH PRIORITY
SSD-12/E/46078/5834	Alternative Education for children and youth affected by emergencies in South Sudan	NRC	100,000	100,000	-	100,000	0%	HIGH PRIORITY
SSD-12/E/46079/13010	Emergency Life Saving Education Project for Stranded Returnees, IDPs and Refugees in Warrap and Western Bahr El Gazal States of South Sudan	PCO	916,000	916,000	293,020	622,980	32%	HIGH PRIORITY
SSD-12/E/46080/5524	Education in Emergency support for children and youth in Eastern and Central Equatoria States.	Plan	805,500	805,500	-	805,500	0%	MEDIUM PRIORITY
SSD-12/E/46084/R/6079	Ensuring the provision of education for children affected by emergencies	SC	3,203,353	1,922,012	89,083	1,832,929	5%	HIGH PRIORITY
SSD-12/E/46085/6116	Education in Emergencies for Refugees-Displaced Persons in Unity State and Greater Bahr el Ghazal	Samaritan's Purse	341,000	341,000	-	341,000	0%	HIGH PRIORITY
SSD-12/E/46089/7210	Provision of educational support to emergency-affected children and youth in Jonglei State	Stromme Foundation	151,585	151,585	-	151,585	0%	MEDIUM PRIORITY
SSD-12/E/46090/120	Increase access to the protective learning spaces and deliver life-saving messages to stranded returnees, refugees, IDPs and host communities affected by conflict and flood or other emergency.	UNHCR	1,864,200	1,864,200	799,304	1,064,896	43%	HIGH PRIORITY
SSD-12/E/46093/R/124	Providing coordinated and timely life-saving education for emergency-affected girls and boys through an efficient emergency education core pipeline, establishing protective learning spaces and delivery of emergency life skills and psychosocial support	UNICEF	16,258,064	18,874,800	5,614,480	13,260,320	30%	HIGH PRIORITY
SSD-12/E/46095/6750	Protective education and psychosocial support through a Temporary Learning Space for children and young people in transit	WCH	222,500	222,500	-	222,500	0%	MEDIUM PRIORITY
SSD-12/E/46098/R/8435	Educational support for children and youth affected by acute emergencies	WVS	1,421,226	710,613	354,647	355,966	50%	HIGH PRIORITY
SSD-12/E/46101/14935	Promoting access to protective learning for children and youths during emergencies in Pibor county, Jonglei State.	UNYMPDA	190,000	190,000	-	190,000	0%	MEDIUM PRIORITY
SSD-12/E/46466/15049	Access to life-saving education in acute emergencies for girls and boys in Upper Nile State	SSUDA	611,000	611,000	452,111	158,889	74%	HIGH PRIORITY
SSD-12/E/51202/R/14927	Provision of Life-saving Education to girls, boys and female, and Male youths in acute emergencies in Duk and Ayod Counties of Jonglet State	HDC	-	363,000	-	363,000	0%	HIGH PRIORITY

Project code	Title	Appealing agency	Original requirements (\$)	Revised requirements (\$)	Funding (\$)	Unmet requirements (\$)	% Covered	Priority
SSD-12/E/51205/R/14945	Provide emergency life-saving access to education to 12,000 children and youth in conflict affected and acutely underserved communities in Ayod, Fangak and Canal Counties of Jonglei State	CMD	-	886,800	-	886,800	0%	LOW PRIORITY
SSD-12/E/51237/R/5103	Delivering life-saving messages and psychosocial support to children and youth affected by emergencies	UNESCO	-	300,000	-	300,000	0%	HIGH PRIORITY
Sub total for EDUCATION			37,781,378	39,815,960	8,893,823	30,922,137	22%	
EMERGENCY TELECOMMUNICATIONS								
SSD-12/CSS/46580/R/561	Provision of Emergency Data Connectivity and Security Telecommunications to the Humanitarian Community in the Republic of South Sudan	WFP	4,150,813	3,417,768	1,450,625	1,967,143	42%	HIGH PRIORITY
Sub total for EMERGENCY TELECOMMUNICATIONS			4,150,813	3,417,768	1,450,625	1,967,143	42%	
FOOD SECURITY AND LIVELIHOODS								
SSD-12/A/46141/R/8434	Improve food security and sustainable livelihoods for pastoralist and agro pastoralist by improving livestock health, diversifying income sources, and strengthening disease surveillance in the Eastern Equatoria State.	CDoT	300,000	200,000	-	200,000	0%	MEDIUM PRIORITY
SSD-12/A/46142/R/123	Enhancing food security of returnees, IDPs and vulnerables host communities through the provision of appropriate production inputs, technologies and services	FAO	15,542,000	10,000,000	4,738,692	5,261,308	47%	HIGH PRIORITY
SSD-12/A/46143/5157	Agricultural support to returnees and vulnerable households to reduce food insecurity and protect livelihoods in natural disaster and conflict affected areas.	TEARFUND	1,178,445	1,178,445	-	1,178,445	0%	MEDIUM PRIORITY
SSD-12/A/46144/5527	Food Security and Livelihoods Development	NCA	215,070	215,070	-	215,070	0%	MEDIUM PRIORITY
SSD-12/A/46149/120	Food Security and Livelihood Support for Returnees, IDPs and Host Communities.	UNHCR	9,918,065	9,918,065	1,850,000	8,068,065	19%	LOW PRIORITY
SSD-12/A/46162/R/14572	Integrated Agricultural Development and Livelihood Program to benefit farmers Magwi County	UNKEA	196,500	174,600	-	174,600	0%	HIGH PRIORITY
SSD-12/A/46164/5834	Food Security & Livelihood Recovery in South Sudan	NRC	3,000,000	3,000,000	-	3,000,000	0%	HIGH PRIORITY

Project code	Title	Appealing agency	Original requirements (\$)	Revised requirements (\$)	Funding (\$)	Unmet requirements (\$)	% Covered	Priority
SSD-12/A/46165/R/123	Enhancing income security of returnees, IDPs, women, demobilized ex-combatants through support to market-oriented agricultural production and processing	FAO	6,100,000	3,860,000	-	3,860,000	0%	HIGH PRIORITY
SSD-12/A/46170/R/8435	Food Security and Livelihood Restoration of vulnerable Households in South Sudan in Emergency Affected Areas	WVS	1,500,000	1,500,000	363,258	1,136,742	24%	MEDIUM PRIORITY
SSD-12/A/46172/5110	Protecting Livestock Assets to Improve Food Security and Livelihoods for Vulnerable Agro-Pastoral Communities	VSF (Switzerland)	550,560	550,560	247,665	302,895	45%	HIGH PRIORITY
SSD-12/A/46173/8434	Improving Household Food security of Returnees living in Urban and rural areas through diversification of household incomes sources.	CDoT	150,000	150,000	-	150,000	0%	LOW PRIORITY
SSD-12/A/46176/14005	Improving households food security & reducing malnutrition through diversified food production, preservation and utilization	ACF - USA	3,300,001	3,300,001	855,256	2,444,745	26%	HIGH PRIORITY
SSD-12/A/46177/13010	Emergency food security and livelihoods support programme for stranded returnees and conflict affected IDPs in Warrap and WEBG States.	PCO	800,000	800,000	-	800,000	0%	LOW PRIORITY
SSD-12/A/46181/5825	Relieving Food Shortages while Diversifying Diets and Strengthening Livelihood Opportunities	FAR	387,810	387,810	-	387,810	0%	HIGH PRIORITY
SSD-12/A/46183/5110	Supporting farm level food production for vulnerable Households	VSF (Switzerland)	300,900	300,900	-	300,900	0%	MEDIUM PRIORITY
SSD-12/A/46185/6344	Enhancing Food Production and Seeds Multiplication in Malual-Chat, Bor Town	PAH	235,400	235,400	-	235,400	0%	MEDIUM PRIORITY
SSD-12/A/46195/R/5587	Livestock asset protection and livelihood support program for vulnerable agro-pastoral households in Upper Nile State	VSF (Germany)	675,900	350,000	645,995	(295,995)	185%	MEDIUM PRIORITY
SSD-12/A/46198/R/14945	Provide equitable agricultural inputs to 12,500 under-served and war-ravaged households in emergency to improve food security in Ayod, Fangak and Canal Counties of Jonglei State	CMD	220,100	788,000	-	788,000	0%	MEDIUM PRIORITY
SSD-12/A/46206/14927	Improving Food Security and Livelihoods conditions through Community capacity-building in Bor Twic East Duk Ayod and Uror	HDC	366,000	366,000	-	366,000	0%	LOW PRIORITY
SSD-12/A/46238/5146	Community recovery for sustainable food security through crop diversification in Eastern Equatoria state	CRS	200,200	200,200	-	200,200	0%	MEDIUM PRIORITY
SSD-12/A/46252/R/6706	Livelihood support to returnees and vulnerable host community in Northern Bahr el Ghazal State	Horn Relief	402,500	250,000	-	250,000	0%	MEDIUM PRIORITY

Project code	Title	Appealing agency	Original requirements (\$)	Revised requirements (\$)	Funding (\$)	Unmet requirements (\$)	% Covered	Priority
SSD-12/A/46259/5328	Supporting environmentally sound food security and livelihoods for returnees and residents of Budi County.	Danchurchaid	350,000	350,000	-	350,000	0%	HIGH PRIORITY
SSD-12/A/46272/5328	Support to fishing enterprises in Bor County.	Danchurchaid	215,833	215,833	-	215,833	0%	HIGH PRIORITY
SSD-12/A/46279/5181	Increasing Productivity Among Vulnerable Households in Underserved areas of NBEG & CES	DRC	834,600	834,600	834,600	-	100%	LOW PRIORITY
SSD-12/A/46287/298	Community gardens to improve food security for the most vulnerable returnees	IOM	2,340,625	2,340,625	-	2,340,625	0%	MEDIUM PRIORITY
SSD-12/A/46295/6579	Returnee Reintegration and Livelihood Enhancement in Jonglei and EE	ADRA	1,067,192	1,067,192	-	1,067,192	0%	MEDIUM PRIORITY
SSD-12/A/46300/6971	Emergency and Sustainable Livelihood Support Project for Upper Nile (ESLS)	RI	996,106	996,106	301,550	694,556	30%	MEDIUM PRIORITY
SSD-12/A/46301/5181	Promoting Farmer - Market linkages between areas of food surplus and areas of deficit and to assist vulnerable households to access it through conditional cash transfers.	DRC	662,812	662,812	662,812	-	100%	LOW PRIORITY
SSD-12/A/46316/R/8058	Enhancing resilience of the vulnerable IDPs, returnees and other groups affected by conflict in Tonj North County through improved crop production techniques and support to community based agribusiness	IRW	286,850	286,850	250,000	36,850	87%	HIGH PRIORITY
SSD-12/A/46317/15059	Emergency Livelihood improvement Intervention and sustainability development - Lainya County	ERADA	112,000	112,000	-	112,000	0%	LOW PRIORITY
SSD-12/A/46322/R/7981	To Improve and sustain the living standards of the farming communities including those headed by women by assuring their Food security through Crop and Agricultural support in Northern Bahr el Ghazal state.	AMURT International	700,905	700,905	350,001	350,904	50%	HIGH PRIORITY
SSD-12/A/46346/R/8905	Improving food security and livelihood of conflict-affected communities in WES	LCEDA	597,000	250,000	-	250,000	0%	LOW PRIORITY
SSD-12/A/46355/13021	Strengthening the capacity of the communities in Northern Bahr el Ghazal towards self-reliance in terms of food production, protecting livelihood, and reducing food security, through interventions in farming and capacity-building components.	AWODA	316,360	316,360	60,000	256,360	19%	HIGH PRIORITY
SSD-12/A/46359/5633	Improvement of food security and livelihoods in rural and urban areas	Solidarités	1,000,000	1,000,000	-	1,000,000	0%	LOW PRIORITY
SSD-12/A/46360/7026	Improving food availability and enhancing livelihoods of vulnerable communities of Pariang County	Mani Tese	795,000	795,000	-	795,000	0%	LOW PRIORITY

Project code	Title	Appealing agency	Original requirements (\$)	Revised requirements (\$)	Funding (\$)	Unmet requirements (\$)	% Covered	Priority
SSD-12/A/46370/6422	Improved animal health for household food security and income	BRAC	200,000	200,000	-	200,000	0%	LOW PRIORITY
SSD-12/A/46377/6116	Food Security and Livelihoods Support to Vulnerable Communities in Aweil North County of Northern Bahr el Ghazal State.	Samaritan's Purse	367,500	367,500	-	367,500	0%	MEDIUM PRIORITY
SSD-12/A/46394/5162	Rehabilitating and Enhancing Sustainable Livelihoods	Mercy Corps	1,800,000	1,800,000	415,000	1,385,000	23%	HIGH PRIORITY
SSD-12/A/46399/5059	Food Security Support for Returnees in Bahr El Ghazal	Chr. Aid	500,000	500,000	-	500,000	0%	LOW PRIORITY
SSD-12/A/46402/R/6458	Emergency food support to vulnerable households through provision of food, production and diet diversification assistance	ACTED	950,000	2,047,878	1,166,346	881,532	57%	HIGH PRIORITY
SSD-12/A/46403/5926	Strengthening Emergency Food Security and Livelihoods in Unity and Western Equatoria States of South Sudan	World Relief	931,851	931,851	-	931,851	0%	LOW PRIORITY
SSD-12/A/46404/R/8769	Emergency livelihood support for communities in Eastern Equatoria	Caritas Switzerland	1,300,000	650,000	-	650,000	0%	LOW PRIORITY
SSD-12/A/46417/5654	Reintegration and Recovery support for Returnees, IDPs and Host communities whose livestock based livelihoods are at risk in Upper Nile and Jonglei states.	VSF (Belgium)	635,000	635,000	380,000	255,000	60%	HIGH PRIORITY
SSD-12/A/46429/5587	Livelihood protection and Recovery Program for returnees and vulnerable population in Warrab state.	VSF (Germany)	455,780	455,780	200,000	255,780	44%	LOW PRIORITY
SSD-12/A/46447/13017	Food Security and Livelihoods Project	PRM	290,254	290,254	-	290,254	0%	LOW PRIORITY
SSD-12/A/46448/R/14925	Enhanced food security for the returnees, Internally displaced and host Communities in Warrap State	UDA	800,000	800,000	-	800,000	0%	LOW PRIORITY
SSD-12/A/46460/14943	Enhancing the Food production capacity of returnees, IDPs and host families in Western Equatoria State to achieve sustainable food security.	RAAH	394,685	394,685	-	394,685	0%	MEDIUM PRIORITY
SSD-12/A/46462/6079	Emergency Food Security and Livelihoods Support Project for Pastoral and Agro-Pastoral Households in South Sudan	SC	5,920,569	5,920,569	215,062	5,705,507	4%	HIGH PRIORITY
SSD-12/A/46520/123	Food Security and Livelihood Cluster Coordination Mechanism for Effective Emergency Planning and Response	FAO	1,500,000	1,500,000	-	1,500,000	0%	HIGH PRIORITY
SSD-12/A/46529/5524	Support to reintegration of IDPs, returnees, and vulnerable groups in Jonglei State through provision of farming inputs to restore livelihoods	Plan	294,000	294,000	-	294,000	0%	HIGH PRIORITY

Project code	Title	Appealing agency	Original requirements (\$)	Revised requirements (\$)	Funding (\$)	Unmet requirements (\$)	% Covered	Priority
SSD-12/A/46535/5006	Food Security and Livelihood Support for IDPs, Returnees, and Host Communities in Aweil North County, Northern Bahr el Ghazal	DWHH	998,641	998,641	524,568	474,073	53%	MEDIUM PRIORITY
SSD-12/A/46543/6075	Agriculture Development Program Baliet and Akoka Counties in Upper Nile State	ICCO	210,260	210,260	-	210,260	0%	LOW PRIORITY
SSD-12/A/46545/R/14922	Sustainable food security to save lives and protect livelihoods in emergencies and reduce food insecurity among the returnees in Aweil West County – Northern Bahr el Ghazal State Project	SPEDP	1,230,000	600,000	-	600,000	0%	MEDIUM PRIORITY
SSD-12/A/46549/5645	Improving Food Security and Livelihoods of Vulnerable Returnees, IDPs and Host Communities in Twic East County, Jonglei State.	CARE International	399,316	399,316	-	399,316	0%	MEDIUM PRIORITY
SSD-12/A/50816/R/7998	Sustainable Agricultural and Economic Recovery for Returnees in Warrap State, Phase 2	WCDO	-	1,098,630	-	1,098,630	0%	MEDIUM PRIORITY
SSD-12/A/50921/R/7854	Support acute vulnerable communities in South Sudan through the provision of food security services	Intermon Oxfam	-	1,412,613	604,266	808,347	43%	HIGH PRIORITY
SSD-12/A/51276/R/14572	Recovery and capacity-building of Nasir community to be food secure	UNKEA	-	421,000	-	421,000	0%	MEDIUM PRIORITY
SSD-12/A/51430/R/5125	Humanitarian Food Security and Disaster Risk Reduction Response in South Sudan	NPA	-	9,653,400	-	9,653,400	0%	MEDIUM PRIORITY
SSD-12/A/51431/R/5654	Emergency Livestock Intervention In Jonglei and Upper Nile states.	VSF (Belgium)	-	800,000	-	800,000	0%	MEDIUM PRIORITY
SSD-12/A/51433/R/5162	Emergency Assistance to Vulnerable Communities in Agok	Mercy Corps	-	682,000	-	682,000	0%	HIGH PRIORITY
SSD-12/A/51434/R/123	Addressing Vulnerabilities to Food Insecurity and Livelihood Impoverishment Through Cash Transfer	FAO	-	9,600,000	-	9,600,000	0%	HIGH PRIORITY
SSD-12/ER/46254/R/7998	Productive Asset Recovery and Institutional Strengthening (PARIS)	WCDO	310,528	310,528	-	310,528	0%	LOW PRIORITY
SSD-12/ER/46288/5181	Livelihood Re-Establishment for Returnee and Vulnerable Households in Urban and Peri-urban Areas	DRC	969,420	969,420	969,420	-	100%	HIGH PRIORITY
SSD-12/F/46147/R/561	Food assistance to vulnerable populations affected by conflict and natural disasters	WFP	114,596,068	313,260,995	240,520,499	72,740,496	77%	HIGH PRIORITY
SSD-12/F/46152/R/8435	Life-saving Emergency Food Security & Nutrition Assistance for Vulnerable Populations in South Sudan (Withdrawn)	WVS	2,763,619	-	-	-	0%	LOW PRIORITY
SSD-12/F/46292/7998	Food for Life	WCDO	192,749	192,749	-	192,749	0%	LOW PRIORITY

Project code	Title	Appealing agency	Original requirements (\$)	Revised requirements (\$)	Funding (\$)	Unmet requirements (\$)	% Covered	Priority
Sub total for FOOD SECURITY AND LIVELIHOODS			193,824,974	405,050,403	256,154,990	148,895,413	63%	
HEALTH								
SSD-12/H/46134/6579	Primary Health Care Capacity-building Project	ADRA	1,718,900	1,718,900	-	1,718,900	0%	LOW PRIORITY
SSD-12/H/46135/6579	Primary Health Care Support Project for Upper Nile and Eastern Equatoria	ADRA	1,204,624	1,204,624	-	1,204,624	0%	LOW PRIORITY
SSD-12/H/46136/8769	Reducing the negative impact of malaria and diarrheal diseases on livelihoods in endemic areas of Eastern Equatoria State.	Caritas Switzerland	380,000	380,000	337,748	42,252	89%	LOW PRIORITY
SSD-12/H/46138/5586	Increasing access to and quality of health services across seven counties of South Sudan.	ARC	5,167,544	5,167,544	-	5,167,544	0%	MEDIUM PRIORITY
SSD-12/H/46139/6422	Health education and awareness building among marginalized communities for improved maternal and child health	BRAC	143,292	143,292	69,495	73,797	48%	LOW PRIORITY
SSD-12/H/46148/5645	Unity State Emergency PHC Project	CARE International	681,392	681,392	300,000	381,392	44%	HIGH PRIORITY
SSD-12/H/46151/R/6703	Risk reduction of health emergencies and expansion of frontline health services to local and neglected population in Twic County (Warrap State)	CCM	791,000	820,000	330,000	490,000	40%	HIGH PRIORITY
SSD-12/H/46155/6703	Enhancing response to health emergencies and improving essential health service delivery and referral in Greater Yirol (Lakes State)	CCM	700,000	700,000	190,000	510,000	27%	MEDIUM PRIORITY
SSD-12/H/46155/6931	Enhancing response to health emergencies and improving essential health service delivery and referral in Greater Yirol (Lakes State)	CUAMM	600,000	600,000	-	600,000	0%	MEDIUM PRIORITY
SSD-12/H/46167/8434	Maintaining access to Basic Health Care Package for Returnees and Vulnerable Communities of Eastern Equatoria State.	CDoT	1,888,550	1,888,550	300,000	1,588,550	16%	LOW PRIORITY
SSD-12/H/46180/6088	Provision of gender-sensitive basic health services, health education, emergency referral and capacity development assistance in remote communities of Jonglei and Upper Nile States, South Sudan.	CMA	983,814	983,814	350,000	633,814	36%	HIGH PRIORITY
SSD-12/H/46187/5572	Support to basic health services in Ayod county	COSV	900,000	900,000	200,000	700,000	22%	MEDIUM PRIORITY
SSD-12/H/46189/R/5582	Preventative, Curative and Emergency Health Services in Northern Bahr El Ghazal and Jonglei States	IAS	873,917	873,917	-	873,917	0%	MEDIUM PRIORITY

Project code	Title	Appealing agency	Original requirements (\$)	Revised requirements (\$)	Funding (\$)	Unmet requirements (\$)	% Covered	Priority
SSD-12/H/46199/8918	Strengthening the provision of Pochalla basic health services	CRADA	850,000	850,000	-	850,000	0%	HIGH PRIORITY
SSD-12/H/46201/R/8452	Continued Improvement of the Standard of Basic Primary Health Care Service Delivery in Fangak,Pigi and Akobo Counties	NHDF	980,000	1,388,000	213,812	1,174,188	15%	MEDIUM PRIORITY
SSD-12/H/46209/R/15051	Emergency Health programme in Old fangak county Jonglei state "Withdrawn"	ECO	900,000	-	-	-	0%	LOW PRIORITY
SSD-12/H/46211/1171	Implementing the Minimum Initial Service Package (MISP) for Reproductive Health in Emergencies	UNFPA	1,010,000	1,010,000	-	1,010,000	0%	LOW PRIORITY
SSD-12/H/46215/5160	Strengthening basic and emergency health services in west Akobo County, Jonglei state	IMC	500,000	500,000	300,000	200,000	60%	LOW PRIORITY
SSD-12/H/46223/5160	Provision of Maternal and Child Care in Pochalla County	IMC	500,000	500,000	664,011	(164,011)	133%	LOW PRIORITY
SSD-12/H/46227/13215	Enabling provision of 24 hour emergency health services in Northern Bahr El-Ghazal and Warrap states by installing solar lighting at the health facilities	PCPM	177,127	177,127	77,884	99,243	44%	MEDIUM PRIORITY
SSD-12/H/46230/120	Provision of Health services to Returnees, IDPs and Host Community	UNHCR	5,140,054	5,140,054	-	5,140,054	0%	LOW PRIORITY
SSD-12/H/46232/7790	Provision of Integrated Primary Health Care for vulnerable populations in Twic County, Warrap State; Agok, Abyei Administrative Area; Ulang and Baliet Counties in Upper Nile State	GOAL	7,703,958	7,703,958	3,156,042	4,547,916	41%	HIGH PRIORITY
SSD-12/H/46248/6971	Ensuring Emergency Primary Health Care in Mabaan County (EEPHC)	RI	507,401	507,401	300,000	207,401	59%	HIGH PRIORITY
SSD-12/H/46249/5179	Basic and Emergency Primary Health Care Services in Northern Bahr el Ghazal and Unity States	IRC	4,323,518	4,323,518	2,243,163	2,080,355	52%	HIGH PRIORITY
SSD-12/H/46251/R/122	Vaccine Preventable Disease Control through Routine and Supplementary Immunization Interventions	WHO	3,707,550	4,670,550	-	4,670,550	0%	HIGH PRIORITY
SSD-12/H/46251/R/124	Vaccine Preventable Disease Control through Routine and Supplementary Immunization Interventions	UNICEF	7,845,000	12,964,841	4,403,060	8,561,781	34%	HIGH PRIORITY
SSD-12/H/46270/13060	Duk County Continued Health Service Provision and Emergency Response Capacity	JDF	469,154	469,154	-	469,154	0%	LOW PRIORITY
SSD-12/H/46271/R/124	Delivery of minimum response package of child health services to all newly displaced and vulnerable populations in South Sudan	UNICEF	3,095,000	5,443,000	3,359,492	2,083,508	62%	MEDIUM PRIORITY
SSD-12/H/46274/6754	Providing Quality Primary Health Care in Panyjar County (Unity State) and Rumbek Center in Mathangai Payam (Lake State)	Sign of Hope	243,000	243,000	-	243,000	0%	LOW PRIORITY

Project code	Title	Appealing agency	Original requirements (\$)	Revised requirements (\$)	Funding (\$)	Unmet requirements (\$)	% Covered	Priority
SSD-12/H/46280/8435	Improving Basic Health Services and Outreach in Emergency Affected Areas in South Sudan	WVS	1,834,412	1,834,412	-	1,834,412	0%	MEDIUM PRIORITY
SSD-12/H/46285/7560	Provision of Basic Health Services in Rumbek North and Rumbek East Counties, Lakes State, and Maridi County, Western Equatoria	Malteser International	1,783,000	1,783,000	-	1,783,000	0%	LOW PRIORITY
SSD-12/H/46302/R/14572	Provision of basic Primary Health Care Services to the vulnerable returnees, IDPs and host communities of Nasir & Magwi Counties	UNKEA	522,780	522,780	-	522,780	0%	LOW PRIORITY
SSD-12/H/46303/5480	Community Based Health and Emergency Preparedness Project in Mayendit and Koch Counties/ Unity State	Switzerland RC	660,000	660,000	-	660,000	0%	HIGH PRIORITY
SSD-12/H/46305/5095	Preparedness and response to health related emergencies in South Sudan and provision of basic health care to vulnerable communities in selected states of South Sudan	MEDAIR	3,690,000	3,690,000	3,222,444	467,556	87%	HIGH PRIORITY
SSD-12/H/46328/5195	Provision and expansion of community, primary and referral healthcare services in selected Counties of Eastern Equatoria and Jonglei states	MERLIN	4,417,098	4,417,098	-	4,417,098	0%	HIGH PRIORITY
SSD-12/H/46336/R/122	Enhancing emergency preparedness and response, health cluster coordination at national, state and county level	WHO	3,413,300	3,413,300	1,417,992	1,995,308	42%	HIGH PRIORITY
SSD-12/H/46345/5527	Support to the Provision of Basic Health Services in Warrap and Eastern Equatoria States	NCA	1,004,730	1,004,730	200,000	804,730	20%	MEDIUM PRIORITY
SSD-12/H/46357/15058	HIV/AIDS Prevention, Education, Awareness, Campaign, Care Programme and Life Skills	SSYIM	60,000	60,000	-	60,000	0%	LOW PRIORITY
SSD-12/H/46367/R/122	Strengthen epidemic preparedness and response capacity in high risk areas in South Sudan	WHO	11,594,627	11,594,627	4,949,997	6,644,630	43%	HIGH PRIORITY
SSD-12/H/46374/14571	Provision of basic health care services and improving emergency response capacity.	SUDRA	800,000	800,000	-	800,000	0%	LOW PRIORITY
SSD-12/H/46375/R/122	Strengthen the delivery of HIV/AIDS care and treatment and blood safety services "Withdrawn"	WHO	1,188,770	-	-	-	0%	LOW PRIORITY
SSD-12/H/46378/R/122	Enhancing surgical and mass casualty management capacities of hospitals in South Sudan.	WHO	865,095	865,095	399,966	465,129	46%	HIGH PRIORITY
SSD-12/H/46379/5157	Tearfund's Provision of Life Saving Primary Health Care Services to Highly Vulnerable and Underserved Populations	TEARFUND	3,271,512	3,271,512	1,300,287	1,971,225	40%	HIGH PRIORITY
SSD-12/H/46388/R/14826	Emergency Primary health care services in Mayendit, Koch and Mayom Counties in Unity State.	UNIDO	310,000	310,000	190,280	119,720	61%	MEDIUM PRIORITY

Project code	Title	Appealing agency	Original requirements (\$)	Revised requirements (\$)	Funding (\$)	Unmet requirements (\$)	% Covered	Priority
SSD-12/H/46391/R/13035	Maintaining existing provision of Basic Package of Health Services controlling communicable diseases and strengthening Emergency response capacity of Counties Health Department in Unity, Warrap, Upper Nile, Jonglei, and Eastern Equatoria States.	THESO	2,586,964	3,172,301	397,211	2,775,090	13%	LOW PRIORITY
SSD-12/H/46467/298	Provision of primary health care services in WES	IOM	1,296,042	1,296,042	-	1,296,042	0%	LOW PRIORITY
SSD-12/H/47047/6079	Basic Service Provision for Health and Emergency Preparedness and Response	SC	8,116,647	8,116,647	661,374	7,455,273	8%	HIGH PRIORITY
SSD-12/H/47091/R/15066	WITHDRAWN - Primary healthcare provision in Duk county, Jonglei state	DEFROSS	500,000	-	-	-	0%	LOW PRIORITY
SSD-12/H/51124/R/5645	Training, Awareness Raising & Health Facility Upgrading Project	CARE International	-	400,000	-	400,000	0%	HIGH PRIORITY
SSD-12/H/51418/R/298	Enhanced Primary Health Care Services for Vulnerable Persons in Upper Nile State	IOM	-	835,439	-	835,439	0%	HIGH PRIORITY
Sub total for HEALTH			101,899,772	109,999,619	29,534,258	80,465,361	27%	
LOGISTICS								
SSD-12/CSS/45928/561	United Nations Humanitarian Air Service, SO 200341 UNHAS, South Sudan	WFP	43,839,087	43,839,087	20,788,778	23,050,309	47%	HIGH PRIORITY
SSD-12/CSS/46051/R/561	Logistics Cluster and common services in support of Humanitarian community in South Sudan	WFP	1,539,642	14,812,596	6,370,672	8,441,924	43%	HIGH PRIORITY
SSD-12/CSS/46053/R/298	Humanitarian common logistic services in the Republic of South Sudan	IOM	6,635,855	6,635,855	3,499,005	3,136,850	53%	HIGH PRIORITY
SSD-12/CSS/46054/6458	Emergency spot repairs to trunk roads in Warrap state	ACTED	750,000	750,000	-	750,000	0%	MEDIUM PRIORITY
Sub total for LOGISTICS			52,764,584	66,037,538	30,658,455	35,379,083	46%	
MINE ACTION								
SSD-12/MA/46060/R/5182	Community-driven Mine Action in support of returnees, IDPs and refugees	DDG	2,820,000	2,820,000	278,205	2,541,795	10%	HIGH PRIORITY
SSD-12/MA/46087/7118	SIMAS National Capacity-building and ERW Clearance	SIMAS	1,312,175	1,312,175	-	1,312,175	0%	MEDIUM PRIORITY
SSD-12/MA/46096/R/5746	Integrated Humanitarian Mine Action supporting peace, stability and, humanitarian and development access in South Sudan	Mines Advisory Group	5,095,195	5,095,195	3,814,103	1,281,092	75%	HIGH PRIORITY

Project code	Title	Appealing agency	Original requirements (\$)	Revised requirements (\$)	Funding (\$)	Unmet requirements (\$)	% Covered	Priority
SSD-12/MA/46100/R/5125	Land Release and Clearance in Greater Equatoria and Greater Upper Nile Regions, and Capacity-building of SSMAA.	NPA	7,100,000	9,200,000	4,364,908	4,835,092	47%	HIGH PRIORITY
SSD-12/MA/46103/R/124	Protecting boys and girls in South Sudan from injuries related to landmines and other explosive remnants of war.	UNICEF	1,199,738	1,251,900	322,687	929,213	26%	HIGH PRIORITY
SSD-12/MA/46104/R/8918	Mine Risk Education for the Safe Re-Integration of Returnees in Akobo and Pibor County, Jonglei State	CRADA	280,000	140,000	-	140,000	0%	LOW PRIORITY
SSD-12/MA/46107/5116	Humanitarian Mine Action Coordination and Capacity Development throughout South Sudan	UNMAS	8,880,000	8,880,000	3,538,739	5,341,261	40%	HIGH PRIORITY
SSD-12/MA/46111/5116	Empowering At-Risk Populations, Landmine/ERW Accident Survivors and Persons with Disabilities through Mine Risk Education and Victim Assistance Interventions	UNMAS	666,000	666,000	-	666,000	0%	HIGH PRIORITY
SSD-12/MA/46112/5116	Landmine and Explosive Remnants of War (ERW) Survey and Clearance Operations throughout S. Sud	UNMAS	22,200,000	22,200,000	20,681,927	1,518,073	93%	MEDIUM PRIORITY
SSD-12/MA/51080/R/5349	Mine/ERW Risk Education intervention in South Sudan, Central Equatoria State	HI	-	162,947	-	162,947	0%	HIGH PRIORITY
Sub total for MINE ACTION			49,553,108	51,728,217	33,000,569	18,727,648	64%	
MULTI SECTOR (EMERGENCY RETURNS AND REFUGEES)								
SSD-12/MS/46192/R/298	Emergency Assistance for Vulnerable and Stranded Returnees in South Sudan	IOM	45,903,000	45,903,000	2,655,308	43,247,692	6%	HIGH PRIORITY
SSD-12/MS/46222/120	Support to the return of Persons of Concern to UNHCR (Returnees and IDPs)	UNHCR	18,184,985	18,184,985	2,498,375	15,686,610	14%	HIGH PRIORITY
SSD-12/MS/46418/R/120	Protection of refugees and asylum seekers in S. Sud	UNHCR	16,973,511	131,804,955	5,247,401	126,557,554	4%	HIGH PRIORITY
Sub total for MULTI SECTOR (EMERGENCY RETURNS AND REFUGEES)			81,061,496	195,892,940	10,401,084	185,491,856	5%	
NFI AND EMERGENCY SHELTER								
SSD-12/S-NF/46154/298	Provision of Emergency NFIs and ES materials to IDPs, returnees, and Host community members	IOM	6,075,000	6,075,000	3,489,698	2,585,302	57%	HIGH PRIORITY
SSD-12/S-NF/46159/5660	Prepositioning and management of emergency NFIs & ES in Western Equatoria, Jonglei, Unity and Warrab States.	INTERSOS	513,600	513,600	541,647	(28,047)	105%	MEDIUM PRIORITY
SSD-12/S-NF/46168/R/298	Coordination of NFIs & ES Cluster in South Sudan	IOM	350,000	480,000	299,279	180,721	62%	HIGH PRIORITY

Project code	Title	Appealing agency	Original requirements (\$)	Revised requirements (\$)	Funding (\$)	Unmet requirements (\$)	% Covered	Priority
SSD-12/S-NF/46184/5095	Emergency assistance to most vulnerable returnees, IDPs and host community members in South Sudan through the timely provision of NFIs and emergency shelter.	MEDAIR	674,000	674,000	200,020	473,980	30%	HIGH PRIORITY
SSD-12/S-NF/46194/8058	Responding to NFI need of Displaced Communities in Central Equatoria and Warrap State.	IRW	200,000	200,000	-	200,000	0%	LOW PRIORITY
SSD-12/S-NF/46234/5502	Responding to immediate needs to save lives in the face of conflict and human displacement sustainably	LWF	136,000	136,000	-	136,000	0%	LOW PRIORITY
SSD-12/S-NF/46257/8435	NFI Emergency Response and Coordination for IDPs, Returnees and Vulnerable Host Communities	WVS	885,000	885,000	894,847	(9,847)	101%	HIGH PRIORITY
SSD-12/S-NF/46275/R/5328	Emergency Preparedness and Response in the Republic of South Sudan (RoSS) (Withdrawn)	Danchurchaid	200,000	-	-	-	0%	LOW PRIORITY
SSD-12/S-NF/46284/5527	NCA Non Food Items (NFIs) and Emergency Preparedness and Response Eastern Equatoria and Warrap States	NCA	144,450	144,450	76,405	68,045	53%	LOW PRIORITY
SSD-12/S-NF/46308/6079	Distribution of non food items and emergency shelters to people affected by emergencies in South Sudan	SC	948,582	948,582	414,158	534,424	44%	HIGH PRIORITY
SSD-12/S-NF/46354/120	Provision of Emergency Support for Shelters and Non Food Items to the Most Vulnerable IDPs and Returnees in the Ten (10) States of South Sudan.	UNHCR	8,632,889	8,632,889	6,650,000	1,982,889	77%	LOW PRIORITY
SSD-12/S-NF/51118/R/6344	EP&R in the Most Vulnerable Areas of South Sudan	PAH	-	183,985	-	183,985	0%	HIGH PRIORITY
SSD-12/S-NF/51263/R/6458	NFIs and emergency shelter distributions to vulnerable populations	ACTED	-	196,640	-	196,640	0%	HIGH PRIORITY
SSD-12/S-NF/51416/R/8905	NFI/ES distribution for returnees and the most vulnerable populations with the greatest needs in Western Equatoria State	LCEDA	-	60,370	-	60,370	0%	HIGH PRIORITY
Sub total for NFI AND EMERGENCY SHELTER			18,759,521	19,130,516	12,566,054	6,564,462	66%	
NUTRITION								
SSD-12/H/46153/R/5157	Tearfund's Provision of Life Saving Services to Highly Vulnerable Populations suffering from Malnutrition	TEARFUND	422,850	422,850	200,000	222,850	47%	HIGH PRIORITY
SSD-12/H/46161/R/14005	Treatment and Prevention of Acute Malnutrition in Warrap and Northern Bahr el Ghazal and capacity-building in Lakes States	ACF - USA	4,814,000	4,814,000	2,984,472	1,829,528	62%	HIGH PRIORITY

Project code	Title	Appealing agency	Original requirements (\$)	Revised requirements (\$)	Funding (\$)	Unmet requirements (\$)	% Covered	Priority
SSD-12/H/46169/7790	Improving nutritional status of children and pregnant and lactating women through treatment and empowerment of communities in Twic County and Agok, Warrap State and Baliet and Ulang Counties in Upper Nile State	GOAL	469,902	469,902	250,000	219,902	53%	HIGH PRIORITY
SSD-12/H/46178/6579	South Sudan, Health Nutrition and Empowerment (SSHINE) Project	ADRA	10,877,701	10,877,701	1,144,612	9,733,089	11%	MEDIUM PRIORITY
SSD-12/H/46179/R/13035	Provision of emergency nutrition services to high risks underserved, marginalised and returned areas of food insecure communities in Unity State	THESO	656,900	200,000	-	200,000	0%	MEDIUM PRIORITY
SSD-12/H/46182/R/5160	Expansion of nutrition interventions mitigating malnutrition in Jonglei, Upper Nile, Unity State	IMC	476,194	1,646,526	200,000	1,446,526	12%	HIGH PRIORITY
SSD-12/H/46186/R/124	Support to the Nutrition Pipeline for Emergency Therapeutic Responses in South Sudan	UNICEF	8,882,000	17,090,040	7,085,139	10,004,901	41%	HIGH PRIORITY
SSD-12/H/46193/5586	Addressing Malnutrition in Children under 5 and Pregnant and Lactating Women in Kapoeta South and East Counties	ARC	1,100,945	1,100,945	300,953	799,992	27%	MEDIUM PRIORITY
SSD-12/H/46200/7607	Addressing emergency nutrition needs of vulnerable groups through community based structures	Malaria Consortium	1,058,705	1,058,705	300,000	758,705	28%	MEDIUM PRIORITY
SSD-12/H/46207/R/124	Expanding Partnership for Addressing Emergency Nutrition Needs in Underserved Counties	UNICEF	8,792,366	9,572,794	2,542,089	7,030,705	27%	HIGH PRIORITY
SSD-12/H/46210/R/6422	Nutritional support to children, and pregnant and lactating women in Lakes state	BRAC	435,468	319,973	224,940	95,033	70%	MEDIUM PRIORITY
SSD-12/H/46231/8498	Integrated Nutrition interventions for children under five years and P&LW in Aweil West and North Counties in NBeG State of South Sudan	CW	1,102,552	1,102,552	1,302,652	(200,100)	118%	HIGH PRIORITY
SSD-12/H/46240/5095	Reponse to nutrition emergencies across South Sudan with focused nutrition capacity development in selected states	MEDAIR	675,000	675,000	300,000	375,000	44%	HIGH PRIORITY
SSD-12/H/46242/R/14572	Improving the health and nutrition status of children under 5 years and mothers of returnees, IDPs, Host Community and refugee in Nasir County	UNKEA	471,200	482,000	150,000	332,000	31%	MEDIUM PRIORITY
SSD-12/H/46250/R/5572	Response to the Malnutrition Conditions of Vulnerable Groups of Women, PLW, Men, Boys and Girls U5 and Elderly in the Ayod County	COSV	250,000	250,000	150,000	100,000	60%	MEDIUM PRIORITY
SSD-12/H/46260/R/7998	Raja Nutritional Support Project	WCDO	370,760	370,760	-	370,760	0%	MEDIUM PRIORITY

Project code	Title	Appealing agency	Original requirements (\$)	Revised requirements (\$)	Funding (\$)	Unmet requirements (\$)	% Covered	Priority
SSD-12/H/46262/8918	Treatment of Severe and Moderate Acute Malnutrition in emergency of children below 5 years to returnees, refugees, IDPs and residents of Pochalla County, Jonglei State	CRADA	600,000	600,000	150,000	450,000	25%	MEDIUM PRIORITY
SSD-12/H/46263/5195	Provision and expansion of nutrition services in selected Counties of Eastern Equatoria and Jonglei States	MERLIN	1,185,075	1,185,075	300,000	885,075	25%	HIGH PRIORITY
SSD-12/H/46277/R/5926	Community-based nutrition in complex humanitarian emergency project South Sudan in Unity State	World Relief	400,000	845,000	501,007	343,993	59%	MEDIUM PRIORITY
SSD-12/H/46283/R/8452	Providing Emergency Nutrition Services in Pigi, Fangak & Akobo Counties (Jonglei State) and Nasir County (Upper Nile State) with Emphasis on Returnees, IDPs & High Risk Underserved Populations	NHDF	670,000	1,005,000	200,000	805,000	20%	HIGH PRIORITY
SSD-12/H/46297/R/6971	Integrated Emergency Nutrition Response in Mabaan, Upper Nile (IENR)	RI	438,379	663,702	200,000	463,702	30%	MEDIUM PRIORITY
SSD-12/H/46304/8435	Emergency Response to Malnutrition Among Returnees, IDPs and Vulnerable Host Communities in South Sudan	WVS	1,860,400	1,860,400	493,552	1,366,848	27%	HIGH PRIORITY
SSD-12/H/46325/R/15051	Emergency Nutrition services provision in Old Fangak county Jonglei state [Withdrawn]	ECO	530,000	-	-	-	0%	LOW PRIORITY
SSD-12/H/46329/R/6116	Emergency Nutrition Program for Vulnerable Refugees and Displaced People in Pariang County, Unity State (Withdrawn)	Samaritan's Purse	336,000	-	-	-	0%	MEDIUM PRIORITY
SSD-12/H/46369/R/561	Food Assistance for Treatment and Prevention in children under 5 years, pregnant and lactating women and other vulnerable groups in priority areas of S. Sud	WFP	23,159,520	26,787,948	19,909,396	6,878,552	74%	HIGH PRIORITY
SSD-12/H/46400/5645	Unity State Emergency Nutrition Project	CARE International	400,649	400,649	300,000	100,649	75%	HIGH PRIORITY
SSD-12/H/46415/R/6079	Emergency nutrition support to boys and girls under 5 and women in Akobo, Nyirol and Kapoeta North counties, South Sudan	SC	3,740,291	3,740,291	199,995	3,540,296	5%	HIGH PRIORITY
SSD-12/H/51049/R/14923	Northern Jonglei emergency nutrition intervention	HCO	-	230,000	-	230,000	0%	HIGH PRIORITY
SSD-12/H/51085/R/6703	Enhancing response to nutrition emergencies and improving preventive and curative nutrition service delivery and referral in Greater Yirol, Lakes State	CCM	-	273,000	77,750	195,250	28%	HIGH PRIORITY

Project code	Title	Appealing agency	Original requirements (\$)	Revised requirements (\$)	Funding (\$)	Unmet requirements (\$)	% Covered	Priority
SSD-12/H/51085/R/6931	Enhancing response to nutrition emergencies and improving preventive and curative nutrition service delivery and referral in Greater Yirol, Lakes State	CUAMM	-	227,000	-	227,000	0%	HIGH PRIORITY
SSD-12/H/51337/R/13215	Prevention of malnutrition in Aweil South County through Targeted Supplementary Feeding	PCPM	-	100,000	-	100,000	0%	MEDIUM PRIORITY
SSD-12/H/51356/R/14826	Nutritional support to children and pregnant and lactating women in Mayendit County of Unity State	UNIDO	-	94,414	-	94,414	0%	HIGH PRIORITY
Sub total for NUTRITION			74,176,857	88,466,227	39,466,557	48,999,670	45%	
PROTECTION								
SSD-12/P-HR-RL/45960/14927	Provision of Family Tracing Registration Reunification and Psycho-Social services to Children affected by emergencies in Ayod Duk and Twic East Counties of Jonglei State.	HDC	405,655	405,655	-	405,655	0%	HIGH PRIORITY
SSD-12/P-HR-RL/45966/R/8915	Provision of a drop-in center for Separated, Unaccompanied and Vulnerable Children.	CCOC	628,440	628,440	-	628,440	0%	LOW PRIORITY
SSD-12/P-HR-RL/45980/14922	Support to vulnerable children such as abducted, separated, unaccompanied minors in Jonglei State	SPEDP	330,000	330,000	-	330,000	0%	LOW PRIORITY
SSD-12/P-HR-RL/45980/14924	Support to vulnerable children such as abducted, separated, unaccompanied minors in Jonglei State	CCOSS	430,000	430,000	-	430,000	0%	LOW PRIORITY
SSD-12/P-HR-RL/45983/R/8918	Care and psychological support to victimized children in post conflict in Jonglei state	CRADA	330,000	330,000	-	330,000	0%	HIGH PRIORITY
SSD-12/P-HR-RL/45987/5586	Provide assistance and support to survivors of gender-based violence and improve prevention in the priority States of NBeG, Warrap and Upper Nile	ARC	2,569,191	2,569,191	500,529	2,068,662	19%	MEDIUM PRIORITY
SSD-12/P-HR-RL/45991/5660	Peacebuilding in Emergency Programme for S. Sud	INTERSOS	1,164,000	1,164,000	-	1,164,000	0%	HIGH PRIORITY
SSD-12/P-HR-RL/45994/5146	Activating Church and community peacebuilding capacities to prevent and address conflicts in Greater Upper Nile	CRS	1,503,350	1,503,350	-	1,503,350	0%	HIGH PRIORITY
SSD-12/P-HR-RL/45996/5146	Community protection and conflict prevention through the Jonglei Peace Village	CRS	513,600	513,600	-	513,600	0%	HIGH PRIORITY
SSD-12/P-HR-RL/45999/5328	Stability enhancing and conflict transformation in Jonglei and Central Equatoria	Danchurchaid	289,970	289,970	-	289,970	0%	LOW PRIORITY
SSD-12/P-HR-RL/46000/5182	Enhancing community safety and protection in LRA-affected areas	DDG	429,000	429,000	-	429,000	0%	MEDIUM PRIORITY

Project code	Title	Appealing agency	Original requirements (\$)	Revised requirements (\$)	Funding (\$)	Unmet requirements (\$)	% Covered	Priority
SSD-12/P-HR-RL/46001/5181	Community-based protection - Working with the customary to enhance access to justice for vulnerable groups	DRC	425,000	425,000	507,279	(82,279)	119%	LOW PRIORITY
SSD-12/P-HR-RL/46002/5660	Prevention and Response to Gender-Based Violence in Bor and Pibor urban areas, Jonglei State	INTERSOS	422,000	422,000	-	422,000	0%	LOW PRIORITY
SSD-12/P-HR-RL/46003/5660	Strengthening the protection of vulnerable children affected by the emergency and fleeing from South Kordofan to Unity State	INTERSOS	463,000	463,000	-	463,000	0%	HIGH PRIORITY
SSD-12/P-HR-RL/46004/5660	Strengthening the protection of the IDPs, returnees and host communities in Upper Nile, Warrap, Jonglei and Western Equatoria states	INTERSOS	952,000	952,000	-	952,000	0%	LOW PRIORITY
SSD-12/P-HR-RL/46005/5660	Strengthening the protection of vulnerable and conflict-affected children in Bor and Pibor towns, Jonglei State	INTERSOS	404,000	404,000	-	404,000	0%	HIGH PRIORITY
SSD-12/P-HR-RL/46007/298	Strengthening Human Security and Reintegration in Western Bahr el Ghazal State	IOM	651,846	651,846	-	651,846	0%	LOW PRIORITY
SSD-12/P-HR-RL/46030/298	Tracking of returnees and internally displaced persons (IDPs) in South Sudan	IOM	1,200,000	1,200,000	-	1,200,000	0%	MEDIUM PRIORITY
SSD-12/P-HR-RL/46031/R/5179	Emergency Protection Monitoring	IRC	2,649,003	2,649,003	400,000	2,249,003	15%	LOW PRIORITY
SSD-12/P-HR-RL/46033/5502	Peace and dignity in the face of ethnic violence	LWF	800,000	800,000	-	800,000	0%	HIGH PRIORITY
SSD-12/P-HR-RL/46036/5179	Strengthening protection and GBV response in the Republic of South Sudan	IRC	1,818,592	1,818,592	500,000	1,318,592	27%	LOW PRIORITY
SSD-12/P-HR-RL/46038/5746	Small Arms and Light Weapons Risk Education and Community Policing supporting areas affected by armed conflict in South Sudan	Mines Advisory Group	318,000	318,000	-	318,000	0%	HIGH PRIORITY
SSD-12/P-HR-RL/46039/R/8452	Scaling up assistance and support to survivors of GBV in Jonglei and Upper Nile States to improve prevention.	NHDF	427,000	586,646	221,897	364,749	38%	MEDIUM PRIORITY
SSD-12/P-HR-RL/46047/13025	Prevention and response to gender-based violence in conflict-affected communities of Western Equatoria state	CMMB	375,200	375,200	-	375,200	0%	HIGH PRIORITY
SSD-12/P-HR-RL/46212/5834	Information, Counselling and Legal Assistance (ICLA) to Returnees, IDPs and Conflict Impacted Host Communities in South Sudan	NRC	2,820,000	2,820,000	2,335,042	484,958	83%	MEDIUM PRIORITY
SSD-12/P-HR-RL/46221/5524	Addressing inter communal conflict through child protection and youth rehabilitation in Jonglei and Eastern Equatoria states	Plan	975,000	975,000	-	975,000	0%	LOW PRIORITY

Project code	Title	Appealing agency	Original requirements (\$)	Revised requirements (\$)	Funding (\$)	Unmet requirements (\$)	% Covered	Priority
SSD-12/P-HR-RL/46225/R/8049	Reducing violence and improving security for vulnerable communities in the flashpoint states.	NVPF	1,188,965	2,377,930	-	2,377,930	0%	HIGH PRIORITY
SSD-12/P-HR-RL/46235/R/8435	Enhanced Protection of Children Affected by Emergencies and Conflict in Unity, Upper Nile, Jonglei, Warrap and Western Equatoria States	WVS	1,015,200	1,268,755	474,231	794,524	37%	HIGH PRIORITY
SSD-12/P-HR-RL/46247/6971	Integrated Protection Solutions (IPS) for Upper Nile Returnees	RI	701,192	701,192	-	701,192	0%	HIGH PRIORITY
SSD-12/P-HR-RL/46264/6079	Protecting children affected by conflict, displacement and other emergencies in South Sudan	SC	1,017,456	1,017,456	-	1,017,456	0%	HIGH PRIORITY
SSD-12/P-HR-RL/46294/R/8435	Enhancement of Community Peace and Protection Systems to Address Emergency Inter-tribal conflict in South Sudan	WVS	885,000	885,000	-	885,000	0%	MEDIUM PRIORITY
SSD-12/P-HR-RL/46306/R/124	Protection of boys and girls affected by conflict and other emergencies in South Sudan	UNICEF	5,154,599	5,269,735	5,307,136	(37,401)	101%	HIGH PRIORITY
SSD-12/P-HR-RL/46318/R/124	GBV Prevention and responses for girls, boys, women and men in the priority states of South Sudan (Unity, Upper Nile, Warrap, Jonglei, NBeG, WEQ and CES)	UNICEF	742,289	774,562	486,490	288,072	63%	HIGH PRIORITY
SSD-12/P-HR-RL/46326/14920	Reduction of Gender-Based Violence	SSWEN	447,700	447,700	-	447,700	0%	LOW PRIORITY
SSD-12/P-HR-RL/46362/14935	Building capacity of local communities to respond to displacement and humanitarian emergencies on women and children.	UNYMPDA	100,000	100,000	-	100,000	0%	LOW PRIORITY
SSD-12/P-HR-RL/46372/120	Protection monitoring and assistance to IDPs and returnees in South Sudan	UNHCR	15,415,227	15,415,227	799,998	14,615,229	5%	HIGH PRIORITY
SSD-12/P-HR-RL/46385/13010	Emergency Protection Project for 500 girls, 500 boys, 300 women and 200 men amongst stranded returnees, IDPs and Refugees in Warrap and WeBG States of South Sudan	PCO	542,000	542,000	-	542,000	0%	LOW PRIORITY
SSD-12/P-HR-RL/46427/120	Prevention of Statelessness and Protection of Stateless Individuals in the Republic of South Sudan	UNHCR	3,388,790	3,388,790	150,000	3,238,790	4%	HIGH PRIORITY
SSD-12/P-HR-RL/46538/5146	Establishing South Sudan's Conflict Early Warning and Early Response System (CEWERS)	CRS	7,519,552	7,519,552	-	7,519,552	0%	LOW PRIORITY
SSD-12/P-HR-RL/46542/13098	Mobilizing community Actors to Promote Human Rights and Peace Mitigation	SWA	113,420	113,420	-	113,420	0%	LOW PRIORITY
SSD-12/P-HR-RL/46571/R/8049	Improving child protection and preventing incidences of GBV for vulnerable communities of IDPs, refugees and returnees.	NVPF	1,465,703	3,245,000	397,590	2,847,410	12%	MEDIUM PRIORITY
SSD-12/P-HR-RL/51144/R/5349	Provision of psychological first aid to emergency affected Children admitted in Juba Teaching Hospital	HI	-	177,167	-	177,167	0%	HIGH PRIORITY

Project code	Title	Appealing agency	Original requirements (\$)	Revised requirements (\$)	Funding (\$)	Unmet requirements (\$)	% Covered	Priority
SSD-12/P-HR-RL/51299/R/14935	Improving the protection of vulnerable women and children during displacements and emergencies in Jonglei state.	UNYMPDA	-	650,000	-	650,000	0%	HIGH PRIORITY
Sub total for PROTECTION			62,990,940	67,346,979	12,080,192	55,266,787	18%	
WATER, SANITATION AND HYGIENE								
SSD-12/WS/46174/5586	Increasing Access to Safe Water and Improved Sanitation for Returnees and Conflict Affected Communities in Upper Nile and Eastern Equatoria States	ARC	2,027,848	2,027,848	-	2,027,848	0%	MEDIUM PRIORITY
SSD-12/WS/46188/15051	Emergency WASH Service for Returnees, IDPs and Vulnerable Host communities in Maban, Fangak and Uror Counties	ECO	425,000	425,000	-	425,000	0%	LOW PRIORITY
SSD-12/WS/46190/R/13021	Improving households sanitation and hygiene among settled returnees of Northern Bahr el Ghazal / Withdrawn	AWODA	382,292	-	-	-	0%	LOW PRIORITY
SSD-12/WS/46218/14922	Improve Access to clean water and sanitation by vulnerable population in Jonglei State	SPEDP	555,000	555,000	-	555,000	0%	LOW PRIORITY
SSD-12/WS/46218/14924	Improve Access to clean water and sanitation by vulnerable population in Jonglei State	CCOSS	730,000	730,000	-	730,000	0%	LOW PRIORITY
SSD-12/WS/46237/R/8918	Promote access to safe water and improved sanitation and hygiene practices to the vulnerable, conflict- and disaster-affected communities in Pochalla county	CRADA	480,000	480,000	-	480,000	0%	LOW PRIORITY
SSD-12/WS/46246/5825	WASH Support for Returnees in Transit Through Renk	FAR	658,000	658,000	-	658,000	0%	MEDIUM PRIORITY
SSD-12/WS/46261/5128	WASH Emergency for IDP/ Returnee Settlement in Aweil North County, North Bahr el Ghazal	CESVI	790,711	790,711	-	790,711	0%	LOW PRIORITY
SSD-12/WS/46267/6706	Emergency water and sanitation project for returnees and vulnerable residents in N. Bahr El Ghazal State	Horn Relief	472,500	472,500	-	472,500	0%	LOW PRIORITY
SSD-12/WS/46273/5146	Water and Sanitation Project for Returnees, IDPs and host communities in Wuror County- Jonglei State	CRS	1,500,000	1,500,000	-	1,500,000	0%	LOW PRIORITY
SSD-12/WS/46276/5527	Humanitarian/Emergency Response to Water and Sanitation Needs of Returnees and IDPs in Warrap State	NCA	482,570	482,570	-	482,570	0%	MEDIUM PRIORITY
SSD-12/WS/46278/14945	Ayod Safe Drinking Water Systems and Sanitation Project	CMD	280,800	280,800	-	280,800	0%	LOW PRIORITY

Project code	Title	Appealing agency	Original requirements (\$)	Revised requirements (\$)	Funding (\$)	Unmet requirements (\$)	% Covered	Priority
SSD-12/WS/46286/R/5524	Respond and increase access to safe water, sanitation and hygiene to vulnerable IDPs, returnees and host communities affected by multiple emergencies in Jonglei State; Eastern Equatoria and Central Equatoria	Plan	552,000	552,000	-	552,000	0%	LOW PRIORITY
SSD-12/WS/46290/R/5582	South Sudan Humanitarian Integrated Water and Sanitation Project in Emergency and Disaster Prone Areas	IAS	4,921,720	1,175,250	-	1,175,250	0%	LOW PRIORITY
SSD-12/WS/46291/5645	Unity State Emergency WASH Response for Returnees, Refugees and IDP's (USEWRR)	CARE International	646,864	646,864	450,000	196,864	70%	HIGH PRIORITY
SSD-12/WS/46293/5146	Water and Sanitation Project for Guinea Worm Endemic areas in Kapoeta East County.	CRS	1,215,000	1,215,000	-	1,215,000	0%	LOW PRIORITY
SSD-12/WS/46299/6310	South Sudan WASH BCC and Social Marketing Programs in Central Equatoria, Western Equatoria, Western Bahr el Ghazal, Northern Bahr el Ghazal and Upper Nile	PSI	1,877,635	1,877,635	-	1,877,635	0%	LOW PRIORITY
SSD-12/WS/46309/5095	WASH Provision in Emergency and Relief in South Sudan	MEDAIR	2,956,000	2,956,000	450,000	2,506,000	15%	HIGH PRIORITY
SSD-12/WS/46313/8452	Support WASH Emergencies Response Among Vulnerable Communities in Jonglei and Upper Nile States	NHDF	655,000	655,000	400,000	255,000	61%	MEDIUM PRIORITY
SSD-12/WS/46314/5660	WASH services to populations affected by emergencies in Western Equatoria, Unity and Upper Nile	INTERSOS	1,848,533	1,848,533	749,963	1,098,570	41%	HIGH PRIORITY
SSD-12/WS/46321/6971	WASH Emergency Response Project in Upper Nile (WERP)	RI	708,228	708,228	-	708,228	0%	LOW PRIORITY
SSD-12/WS/46332/13184	Providing timely and equitable WASH emergency services among vulnerable communities in Koch and Leer Counties, Unity State.	LHDS	365,000	365,000	-	365,000	0%	LOW PRIORITY
SSD-12/WS/46333/5120	Oxfam GB South Sudan - Emergency Preparedness & Reponse WASH Programme	OXFAM GB	5,187,843	5,187,843	1,708,990	3,478,853	33%	MEDIUM PRIORITY
SSD-12/WS/46335/6116	WASH Services Provision and Emergency Response in Northern Bahr-el-Ghazal and Unity States	Samaritan's Purse	3,867,161	3,867,161	-	3,867,161	0%	HIGH PRIORITY
SSD-12/WS/46342/298	Provision of safe water, adequate sanitation and hygiene promotion to vulnerable persons in areas impacted by high levels of returns and emergency wash supplies to affected population by emergencies in South Sudan	IOM	5,264,974	5,264,974	750,002	4,514,972	14%	MEDIUM PRIORITY

Project code	Title	Appealing agency	Original requirements (\$)	Revised requirements (\$)	Funding (\$)	Unmet requirements (\$)	% Covered	Priority
SSD-12/WS/46349/6344	WASH Emergency Preparedness and Response in South Sudan	PAH	1,261,082	1,261,082	-	1,261,082	0%	HIGH PRIORITY
SSD-12/WS/46350/14952	Provision of community friendly WASH services for conflict-affected communities and Returnees in Uror	SSCCA	575,000	575,000	-	575,000	0%	LOW PRIORITY
SSD-12/WS/46356/5667	Improve access to safe water, sanitation and hygiene promotion for returnees, IDPs and resident communities affected by conflict in Bor and Duk Counties.	Danchurchaid / Danish Demining Group	340,000	340,000	-	340,000	0%	LOW PRIORITY
SSD-12/WS/46363/8458	Improvement of Water, Sanitation and Hygiene around schools for vulnerable pupils and women in conflict affected returnees area in South Sudan	JEN	1,200,000	1,200,000	-	1,200,000	0%	LOW PRIORITY
SSD-12/WS/46364/13010	Emergency Life Saving Water, Sanitation and Hygiene Promotion project for 30,000 most vulnerable men, women, girls and boys, including those with disabilities; amongst stranded returnees, IDPs and refugees living in Warrap and WBeG States of S. Sud.	PCO	1,050,000	1,050,000	-	1,050,000	0%	LOW PRIORITY
SSD-12/WS/46373/R/8058	Provision of essential and emergency WASH services to the vulnerable communities of Warrap, Central and Eastern Equatoria States	IRW	619,251	347,093	-	347,093	0%	LOW PRIORITY
SSD-12/WS/46376/R/5157	Basic water supply, sanitation and hygiene services for returnees and the vulnerable communities prone to conflict and natural disasters in South Sudan	TEARFUND	2,997,081	2,997,081	933,997	2,063,084	31%	LOW PRIORITY
SSD-12/WS/46390/R/13035	Provision of Emergency water and sanitation services in returned and underserved areas for better health	THESO	1,073,400	645,319	-	645,319	0%	LOW PRIORITY
SSD-12/WS/46396/120	Provision of emergency WASH facilities to vulnerable Returnees, IDPs and Host Community in S. Sud.	UNHCR	4,585,899	4,585,899	-	4,585,899	0%	LOW PRIORITY
SSD-12/WS/46405/R/6458	Support to vulnerable, emergency-affected populations in accessing water and sanitation and in improving hygiene practices.	ACTED	650,000	2,133,647	-	2,133,647	0%	LOW PRIORITY
SSD-12/WS/46407/R/14005	Reduced Morbidity and Prevention of Malnutrition in South Sudan by Addressing Chronic and Acute Water, Hygiene, and Sanitation Needs of the Population.	ACF - USA	4,000,000	4,000,000	700,000	3,300,000	18%	HIGH PRIORITY
SSD-12/WS/46411/5162	Improving Water & Sanitation Access for IDPs, Returnees & Vulnerable Host Community Affected by Conflict	Mercy Corps	550,000	550,000	-	550,000	0%	LOW PRIORITY
SSD-12/WS/46412/8435	Emergency WASH Project for Conflict Affected and Returnee Populations of South Sudan	WVS	1,780,000	1,780,000	889,166	890,834	50%	MEDIUM PRIORITY

Project code	Title	Appealing agency	Original requirements (\$)	Revised requirements (\$)	Funding (\$)	Unmet requirements (\$)	% Covered	Priority
SSD-12/WS/46420/7981	Empowering community-led hygiene and sanitation emergency response initiatives in NBEG and Warrap States	AMURT International	1,283,750	1,283,750	-	1,283,750	0%	LOW PRIORITY
SSD-12/WS/46424/R/5633	Critical Water supply, Sanitation, hygiene promotion interventions and EP&R for vulnerable and conflict affected populations in South Sudan.	Solidarités	1,134,027	3,115,757	500,000	2,615,757	16%	HIGH PRIORITY
SSD-12/WS/46425/7790	Improved access to potable water sources and sanitation facilities and improved health and hygiene practices through education in vulnerable populations in Twic County and Agok, Warrap State and Ulang and Baliet Counties, Upper Nile State	GOAL	1,158,331	1,158,331	400,000	758,331	35%	LOW PRIORITY
SSD-12/WS/46469/R/124	Emergency WASH Preparedness, Response and Coordination in South Sudan	UNICEF	9,989,100	21,929,200	7,498,271	14,430,929	34%	HIGH PRIORITY
SSD-12/WS/51029/R/13021	Support populations affected by emergencies with Sanitation facilities and hygiene Promotion in NBeG	AWODA	-	234,915	-	234,915	0%	LOW PRIORITY
SSD-12/WS/51323/R/6536	Water for Recovery and Peace Programme	Pact Inc.	-	10,435,148	-	10,435,148	0%	HIGH PRIORITY
SSD-12/WS/51334/R/7854	Response to humanitarian needs of WASH Services for returnees, IDPs and host communities in Warrap and Western Bahr el Ghazal States	Intermon Oxfam	-	800,000	300,900	499,100	38%	HIGH PRIORITY
Sub total for WATER, SANITATION AND HYGIENE			73,097,600	95,144,139	15,731,289	79,412,850	17%	
CLUSTER NOT YET SPECIFIED								
SSD-12/SNYS/49592/R/120	Awaiting allocation to specific projects	UNHCR	-	-	53,611,586	n/a	n/a	NOT SPECIFIED
Sub total for CLUSTER NOT YET SPECIFIED			-	-	53,611,586	n/a	n/a	
Grand Total			763,192,505	1,155,303,139	519,954,425	635,348,714	45%	

NOTE: "Funding" means Contributions + Commitments + Carry-over

Contribution: the actual payment of funds or transfer of in-kind goods from the donor to the recipient entity.

Commitment: creation of a legal, contractual obligation between the donor and recipient entity, specifying the amount to be contributed.

Pledge: a non-binding announcement of an intended contribution or allocation by the donor. ("Uncommitted pledge" on these tables indicates the balance of original pledges not yet committed.)

The list of projects and the figures for their funding requirements in this document are a snapshot as of 30 June 2012. For continuously updated information on projects, funding requirements, and contributions to date, visit the Financial Tracking Service (fts.unocha.org).

Table V. Total funding to date per donor to projects listed in the appeal

Consolidated Appeal for the Republic of South Sudan 2012 as of 30 June 2012 http://fts.unocha.org

Compiled by OCHA on the basis of information provided by donors and appealing organizations.

Donor	Funding (\$)	% of Grand Total	Uncommitted pledges (\$)
United States	187,885,157	36%	-
European Commission	62,050,009	12%	-
Various (details not yet provided)	41,056,076	8%	-
United Kingdom	39,960,713	8%	-
Japan	27,561,570	5%	-
Australia	22,790,488	4%	-
Allocation of unearmarked funds by UN agencies	21,320,637	4%	-
Central Emergency Response Fund (CERF)	20,016,635	4%	-
Sweden	18,225,702	4%	-
Canada	14,583,439	3%	-
Denmark	14,507,561	3%	-
Norway	12,491,830	2%	-
Germany	6,545,192	1%	-
Belgium	5,167,960	1%	-
Italy	4,549,380	1%	-
Netherlands	3,645,995	1%	-
Ireland	3,512,582	1%	-
Switzerland	3,218,585	1%	-
Finland	2,666,031	1%	-
Private (individuals & organisations)	2,376,855	0%	-
Spain	1,379,460	0%	-
Carry-over (donors not specified)	1,352,844	0%	-
Korea, Republic of	1,000,000	0%	-
Luxembourg	927,412	0%	-
France	793,604	0%	-
Others	368,708	0%	-
Grand Total	519,954,425	100%	-

NOTE: "Funding" means Contributions + Commitments + Carry-over

Contribution: the actual payment of funds or transfer of in-kind goods from the donor to the recipient entity.

Commitment: creation of a legal, contractual obligation between the donor and recipient entity, specifying the amount to be contributed.

Pledge: a non-binding announcement of an intended contribution or allocation by the donor. ("Uncommitted pledge" on these tables indicates the balance of original pledges not yet committed.)

The list of projects and the figures for their funding requirements in this document are a snapshot as of 30 June 2012. For continuously updated information on projects, funding requirements, and contributions to date, visit the Financial Tracking Service (fts.unocha.org).

**Table VI. Total humanitarian funding to date per donor
(appeal plus other)**

Republic of South Sudan 2012 as of 30 June 2012 http://fts.unocha.org

Compiled by OCHA on the basis of information provided by donors and appealing organizations.

Donor	Funding** (\$)	% of Grand Total	Uncommitted pledges (\$)
United States	196,557,000	35%	-
European Commission	71,988,913	13%	-
Various (details not yet provided)	41,056,076	7%	-
United Kingdom	39,960,713	7%	-
Japan	27,561,570	5%	-
Australia	23,214,417	4%	-
Sweden	23,200,797	4%	-
Denmark	22,189,605	4%	-
Allocation of unearmarked funds by UN agencies	21,320,637	4%	-
Central Emergency Response Fund (CERF)	20,016,635	4%	-
Canada	15,586,448	3%	-
Norway	13,731,704	2%	-
Germany	11,059,112	2%	-
Finland	5,726,034	1%	-
Switzerland	5,410,350	1%	-
Belgium	5,167,960	1%	-
Italy	4,549,380	1%	-
Netherlands	3,645,995	1%	-
Ireland	3,512,582	1%	-
Private (individuals & organisations)	2,376,855	0%	-
Spain	1,379,460	0%	-
Carry-over (donors not specified)	1,352,844	0%	-
Luxembourg	1,096,735	0%	-
Korea, Republic of	1,000,000	0%	-
France	793,604	0%	-
Brazil	150,000	0%	-
Poland	77,884	0%	-
Estonia	66,225	0%	-
Cyprus	64,599	0%	-
Holy See	10,000	0%	-
Grand Total	563,824,134	100%	-

Table VII. Humanitarian funding to date per donor to projects not listed in the appeal

Other Humanitarian Funding to the Republic of South Sudan 2012
as of 30 June 2012
<http://fts.unocha.org>

Compiled by OCHA on the basis of information provided by donors and appealing organizations.

Donor	Funding (\$)	% of Grand Total	<i>Uncommitted pledges</i> (\$)
European Commission	9,938,904	23%	-
United States	8,671,843	20%	-
Denmark	7,682,044	18%	-
Sweden	4,975,095	11%	-
Germany	4,513,920	10%	-
Finland	3,060,003	7%	-
Switzerland	2,191,765	5%	-
Norway	1,239,874	3%	-
Canada	1,003,009	2%	-
Australia	423,929	1%	-
Luxembourg	169,323	0%	-
Grand Total	43,869,709	100%	-

NOTE: "Funding" means Contributions + Commitments + Carry-over
This table also includes funding to Appeal projects but in surplus to these projects' requirements as stated in the Appeal.

Contribution: the actual payment of funds or transfer of in-kind goods from the donor to the recipient entity.
Commitment: creation of a legal, contractual obligation between the donor and recipient entity, specifying the amount to be contributed.
Pledge: a non-binding announcement of an intended contribution or allocation by the donor. ("Uncommitted pledge" on these tables indicates the balance of original pledges not yet committed.)

The list of projects and the figures for their funding requirements in this document are a snapshot as of 30 June 2012. For continuously updated information on projects, funding requirements, and contributions to date, visit the Financial Tracking Service (fts.unocha.org).

Table VIII. Requirements and funding to date per gender marker score

Consolidated Appeal for the Republic of South Sudan 2012 as of 30 June 2012 http://fts.unocha.org						
Compiled by OCHA on the basis of information provided by donors and appealing organizations.						
Gender marker	Original requirements (\$) A	Revised requirements (\$) B	Funding (\$) C	Unmet requirements (\$) D=B-C	% Covered E=C/B	Uncommitted pledges (\$) F
2b-The principal purpose of the project is to advance gender equality	10,993,675	13,385,891	2,613,785	10,772,106	20%	-
2a-The project is designed to contribute significantly to gender equality	537,183,363	889,639,193	362,329,357	527,309,836	41%	-
1-The project is designed to contribute in some limited way to gender equality	164,190,894	201,719,012	67,451,520	134,267,492	33%	-
0-No signs that gender issues were considered in project design	50,824,573	50,559,043	21,434,773	29,124,270	42%	-
-Not specified	-	-	66,124,990	n/a	n/a	-
Grand Total	763,192,505	1,155,303,139	519,954,425	635,348,714	45%	-

NOTE: "Funding" means Contributions + Commitments + Carry-over

Contribution: the actual payment of funds or transfer of in-kind goods from the donor to the recipient entity.

Commitment: creation of a legal, contractual obligation between the donor and recipient entity, specifying the amount to be contributed.

Pledge: a non-binding announcement of an intended contribution or allocation by the donor. ("Uncommitted pledge" on these tables indicates the balance of original pledges not yet committed.)

The list of projects and the figures for their funding requirements in this document are a snapshot as of 30 June 2012. For continuously updated information on projects, funding requirements, and contributions to date, visit the Financial Tracking Service (fts.unocha.org).

ANNEX II: Acronyms and abbreviations

3W	Who does what, where?
AAA	Arkangelo Ali Association
ACF	<i>Action Contre la Faim</i> (Action Against Hunger)
ACF-USA	<i>Action Contre la Faim</i> (Action Against Hunger-United States of America)
ACORD	Agency for Cooperation and Research in Development
ACROSS	Association of Christian Resource Organizations Serving Sudan
ACT Alliance	Action by Churches Together
ACTED	Agency for Technical Cooperation and Development
ADRA	Adventist Development and Relief Agency
AED	Academy for Educational Development
AHA	Africa Humanitarian Action
AMURT	(International) Ananda Marga Universal Relief Team
ANC	ante-natal care
ANLA	Annual Needs and Livelihoods Assessment
ARC	American Refugee Committee
ASMP	Alaska Sudan Medical Project
AVSI	<i>Associazione Volontari per il Servizio Internazionale</i> (Association of Volunteers in International Service)
AWD	acute watery diarrhoea
AWODA	Aweil Window of Opportunities and Development Agency
BPHS	basic package of health services
BRAC	Bangladesh Rural Advancement Committee
BSFP	blanket supplementary feeding programme
CAFOD	Catholic Agency for Overseas Development
CAP	consolidated appeal process
CAR	Central African Republic
CARE	Cooperative for Assistance and Relief Everywhere
CBHC	community-based health care
CBO	community-based organization
CCM	<i>Comitato Collaborazione Medica</i> (Medical Collaboration Committee)
CCOC	Confident Children out of Conflict
CCOSS	Care for Children and Old Age in South Sudan
CC-SS	Catholic Church- Salesian Sisters
CDAS	Christian Development Action Sudan
CDF	Child Development Foundation
CDoR	Catholic Diocese of Rumbek
CDoT	Catholic Diocese of Torit
CDoW	Catholic Diocese of Wau
CERF	Central Emergency Response Fund
CESVI	<i>Cooperazione e Sviluppo</i> (Cooperation and Development)
CFR	case fatality rate
CFSAM	Crop and Food Security Assessment Mission
CHAD	Community Hope Agency for Development
CHAP	common humanitarian action plan
CHF	Common Humanitarian Fund
Chr.Aid	Christian Aid
CMA	Christian Mission Aid
CMD	Christian Mission for Development
CMMB	Catholic Medical Mission Board
CMR	crude mortality rate
CONCERN	Concern Worldwide
COSV	<i>Comitato di Coordinamento delle Organizzazioni per il Servizio Volontario</i> (Coordinating Committee for International Voluntary Service)
CPA	Comprehensive Peace Agreement
CPI	consumer price index
CRADA	Christian Recovery and Development Agency
CRS	Catholic Relief Services
CSS	Coordination and Common Services
CWEP	Christian Women Empowerment Program
CWS	common warehousing services
DCA	Danish Church Aid
DDG	Danish Demining Group
DEA	Diakonie Emergency Aid
DRC	Danish Refugee Council

DRC	Democratic Republic of the Congo
DRM	disaster risk reduction
DRR	disaster risk management
ECO	Environmental Concern Organization
ECS	Episcopal Church of Sudan (part of the Anglican Communion)
ECS-REDRA	Episcopal Church of Sudan- Renk Development and Relief Agency
EMIS	Educational Management Information System
EmNOC	emergency neonatal and obstetric care
EMOP	emergency operation
EOD	explosive ordnance disposal
EPC	Evangelical Presbyterian Church
EPI	expanded programme on immunization
ERADA	Equatoria Rehabilitation and Development Association
ERF	Emergency Response Fund
ERW	explosive remnants of war
ESAD	Equatoria State Association of Disabled
ETC	Emergency Telecommunications Cluster
EWARN	early warning and response network
FAO	Food and Agriculture Organization of the United Nations
FAR	Fellowship for African Relief
FH	Food for the Hungry
FSD	Swiss Foundation for Mine Action
FSL	food security and livelihoods
FSMS	food security monitoring system
FTS	Financial Tracking Service
GADET-Pentagon	Generation Agency for Development and Transformation-Pentagon
GAM	global acute malnutrition
GBV	gender-based violence
GDP	gross domestic product
GIS	geographic information system
GIZ	<i>Deutsche Gesellschaft für Internationale Zusammenarbeit</i> (German Agency for International Cooperation)
GoS	Government of Sudan
GoSS	Government of South Sudan
HAC	Humanitarian Aid Commission
HC	Humanitarian Coordinator
HCF	Humanitarian Coordination Forum
HCO	Hold the Child Organisation
HCT	Humanitarian Country Team
HDC	Human Development Council
HDI	Human Development Index
HealthNet TPO	HealthNet International Transcultural Psycho-social Organization
HI	Handicap International
HI	Health International
HISP	Humanitarian Internet Service Provider
HIV/AIDS	human immuno-deficiency syndrome/acquired immuno-deficiency syndrome
HR	Horn Relief
IAS	International Aid Services
IASC	Inter-Agency Standing Committee
IBIS	Education for Development (Danish member-based development organization)
ICCO	Interchurch Organization for Development Cooperation
ICRC	International Committee of the Red Cross
ICT	information and communications technology
IDP(s)	internally displaced person (people)
IEC	information, education and communication
IMA	Interchurch Medical Assistance
IMC-UK	International Medical Corps - United Kingdom
INGO	international non-governmental organization
Intermon OXFAM	Oxfam Spain
INTERSOS	<i>Organizzazione Umanitaria per l'Emergenza</i> (Emergency Humanitarian Organization)
Intrahealth	IntraHealth International
IPC	integrated phase classification
IPT	intermittent presumptive treatment

IOM	International Organization for Migration
IRC	International Rescue Committee
IRD	International Relief and Development
IRW	Islamic Relief Worldwide
ISWG	Inter-sector Working Group
IYCF	infant and young child feeding
JAM	Joint Aid Management
JDF	John Dau Foundation
JEN	Japan Emergency NGOs
KCS	Kimu Charitable Society
LAF	Livelihood Analysis Forum
LCA	logistics capacity assessment
LCED	Lacha Community and Economic Development
LCEDA	Loudon County Economic Development Agency
LDA	Lead Development Agency
LHDS	Liech Holistic Development Service
LWF	Lutheran World Federation
MAF	Mission Aviation Fellowship
MAG	Mines Advisory Group
MAM	moderate acute malnutrition
MC	Malaria Consortium
MCDA	Military and Civil Defence Assets
MDM-F	<i>Médecins du Monde-France</i> (Doctors of the World-France)
MDTF	Multi-Donor Trust Fund
MERLIN	Medical Emergency Relief International
MGH	Massachusetts General Hospital
MHADM	Ministry for Humanitarian Affairs and Disaster Management
MISP	minimum initial service package
MoAF	Ministry of Agriculture and Forestry
MoE	Ministry of Education
MoH	Ministry of Health
MoHADM	Ministry of Humanitarian Affairs and Disaster Management
MRE	mine risk education
MSI	Marie Stopes International
MSF	<i>Médecins sans Frontières</i> (Doctors without Borders)
MSF-B	<i>Médecins sans Frontières-Belgique</i> (Doctors without Borders-Belgium)
MSF-CH	<i>Médecins sans Frontières-Suisse</i> (Doctors without Borders-Switzerland)
MSF-E	<i>Médecins sans Frontières-Espagne</i> (Doctors without Borders-Spain)
MSF-F	<i>Médecins sans Frontières-France</i> (Doctors without Borders-France)
MSF-H	<i>Médecins sans Frontières-Hollande</i> (Doctors without Borders-Holland)
MSG	mother support group
MT	metric ton
MTI	Mine Tech International
MTT	Multi-tasking team
MWRI	Ministry of Water Resources and Irrigation
MYR	mid-year review
NAD	Nile Assistance for the Disabled
NAPO	National Authorities for Prosthesis and Orthotics
NBeG	Northern Bahr El Ghazal
NBHS	National Baseline Household Survey
NCA	Norwegian Church Aid
Netherlands RC	Netherlands Red Cross
NFI	non-food item
NGO	non-governmental organization
NHDF	Nile Hope Development Forum
NNGO	national non-governmental organization
NPA	Norwegian People's Aid
NRC	Norwegian Refugee Council
OCHA	Office for the Coordination of Humanitarian Affairs
OSIL	Operation Save Innocent Lives
OVCI	<i>Organismo Di Volontariato Per La Cooperazione Internazionale</i> (Volunteer Organization for International Cooperation)
OXFAM	Oxford Committee for Famine Relief
Oxfam-GB	Oxford Committee for Famine Relief-Great Britain

PAH	Polish Humanitarian Action
PCO	Peace Corps Organization
PCPM	Polish Centre for International Aid
PDM	post-distribution monitoring exercise
PEP	post-exposure prophylaxis
PHC	primary health care
PHCC	primary health care centre
PHCU	primary health care unit
PI	Plan International
P&LW	pregnant or lactating women
PROSMEC	Promote Sustainable Mechanism for Community-Based Protection Network
PRP	Poverty Reduction Programme
PSI	Population Services International
PWJ	Peace Winds Japan
RAAH	Rural Action Against Hunger
RCSO	Resident Coordinator's Support Office
RH	reproductive health
RI	Relief International
RMG	rebel militia group
RoSS	Republic of South Sudan
RRR	return, reintegration, recovery
RRC	Relief and Rehabilitation Commission (South Sudan)
RUF	ready-to-use food
SAF	Sudan Armed Forces
SAM	severe acute malnutrition
SC	Save the Children
SCC	Sudan Council of Churches
SCiSS	Save the Children in South Sudan
SDRDA	Sudanese Disabled Rehabilitation and Development Agency
SEM	Sudan Evangelical Mission
SF	Stromme Foundation
SFP	supplementary feeding programmes
SHAP	State Humanitarian Action Planning Process
SiaB	School-in-a-Box
SIM	Security in mobility
SIMAS	Sudan Integrated Mine Action Service
SNV	<i>Stichting Nederlandse Vrijwilligers</i> (Netherlands Development Organization)
<i>Solidarités</i>	<i>Solidarités International</i>
SOH	Sign of Hope
SOP	standard operating procedures
SP	Samaritan's Purse
SPEDP	Sudan Peace and Education Development Programme
SPLA	Sudan People's Liberation Army
SPLM	Sudan People's Liberation Movement
SRC	Swiss Red Cross
SSCCA	South Sudan Christian Community Agency
SSCCSE	South Sudan Centre for Census, Statistics and Evaluation
SSDA	South Sudan Demining Authority
SSDP	South Sudan Development Plan
SSDPA	South Sudan Disabled People Association
SSMAA	South Sudan Mine Action Authority
SSMoH	South Sudan Ministry of Health
SSP	South Sudan pound
SMART	Standardized monitoring and assessment of relief and transition
SSHHS	South Sudan Household Health Survey
SSRRC	South Sudan Relief and Rehabilitation Commission
SSUDA	South Sudan United Democratic Alliance
SUDRA	Sudanese Relief and Development Agency
SSWICH	South Sudan Water Information Clearing House
SSYIM	South Sudan Youth Impact Ministry
THESO	The Health Support Organization
TSFP	targeted supplementary feeding programme
TWG	technical working group
UCDC	Unity Cultural and Development Centre

UDA	United Development Agency
UN	United Nations
UNCT	United Nations Country Team
UNDAF	United Nations Development Assistance Framework
UNDP	United Nations Development Programme
UNDSS	United Nations Department of Safety and Security
UNESCO	United Nations Educational, Scientific and Cultural Organization
UNFPA	United Nations Population Fund
UNGA	United Nations General Assembly
UN-HABITAT	United Nations Human Settlements Programme
UNHAS	United Nations Humanitarian Air Service
UNHCR	United Nations Office of the High Commissioner for Refugees
UNICEF	United Nations Children's Fund
UNIDO	United Nations Industrial and Development Organization
UNIFEM	United Nations Development Fund for Women
UNISFA	United Nations Interim Security Force for Abyei
UNJLC	United Nations Joint Logistics Centre
UNMACC	United Nations Mine Action Coordination Centre
UNMAO	United Nations Mine Action Office
UNMAS	United Nations Mine Action Service
UNMIS	United Nations Mission in Sudan
UNMISS	United Nations Mission in South Sudan
UNOPS	United Nations Operation for Project Services
UNSC	United Nations Security Council
UNKEA	Upper Nile Kala-azar Eradication Association
UNYMPD	Upper Nile Youth Mobilization for Peace and Development
URDOS	Universal Relief and Development Organization for Sudan
USAID	United States Agency for International Development
UXO	unexploded ordnance
U5	under five years old
VA	victim assistance
VSF	<i>Vétérinaires sans frontières</i> (Veterinarians without Borders)
WASH	water, sanitation and hygiene
WC-H	War Child-Holland
WCDO	World Concern Development Organization
WFP	World Food Programme
WHO	World Health Organization
WR	World Relief
WV	World Vision
WVI	World Vision International
WVS	World Vision Sudan
WVS	Worldwide Veterinary Service
ZOA	ZOA Refugee Care

**OFFICE FOR THE COORDINATION OF HUMANITARIAN AFFAIRS
(OCHA)**

United Nations Palais des Nations
New York, N.Y. 10017 1211 Geneva 10
USA Switzerland