

( )

:

Distr.  
GENERAL

E/ESCWA/ECW/2011/1  
1 July 2011  
ARABIC  
ORIGINAL: ENGLISH

( )

:

2011

11-0258

	.....		
1	.....	:	-
5	.....		-
5	.....		-
9	.....		-
11	.....		-
12	.....		-
17	.....	:	-
17	.....		-
18	.....		-
19	.....		-
		:	-
60	.....		
60	.....		-
63	.....		-
6	..... 2015-1970		-1
25	..		-2
28	.....		-3
29	.....		-4
			-5
32	.....		

39 ..... -6  
( )

---

43 ..... -7

48 ..... -8

53 ..... -9

22 ..... -1  
24 ..... -2

14 ..... -1  
21 ..... -2  
28 ... -3

66 ..... -

70 .....

.( )

2000

/

.2015

: -

147 (2000 / 8-6 )  
189 . (1)

/

13-5 )  
(1995 / 15-4 ) (1994 /

48 18

( :3 )

2015

2005

" 3  
"

" (2)

13

(3)

2003

3

/

---

.United Nations, 2000a (1)

.ESCWA, 2007, pp. 2-5 (2)

.UNDP, 2003 (3)

)

.(

78

2005

(4)

2006 /

(5)

:

)

.(1 -1

.(5 ) 2015 -2

2010 / -3

.(6 )

) 2010 -4

.(7

---

.UNDP, 2005a (4)

.United Nations, 2006 (5)



21 18

(6)

(7) 60 48

2007

2007

(8)

-1

3

-2

-3

2015

2000

(9)

.United Nations, 2007a (6)

(7)

.UNIFEM, 2008 (8)

2010

1990

.2015

:

: ( )

: ( )

( )

( )

.

.

.

---

:

(9)

)

)

(

.( ( )

(

)

)

.(

.(1

) 2010

262

1970

88.5

/

2015-1970

-1

( )

2015	2010	2005	2000	1990	1980	1970	
6 957	6 472	5 566	4 853	3 254	2 225	1 623	
5 193	4 707	4 089	3 238	1 867	1 015	225	
882	807	728	650	493	347	220	
24 494	22 505	19 121	16 511	12 721	8 971	6 371	
47 730	43 192	38 698	34 904	27 091	20 509	15 039	
35 884	31 467	28 238	24 652	18 079	14 024	10 210	
3 198	2 905	2 618	2 402	1 843	1 187	747	
5 090	4 409	3 762	3 149	2 154	1 476	1 096	
1 630	1 508	885	617	467	229	111	
3 378	3 051	2 700	2 228	2 143	1 375	744	
4 426	4 255	4 082	37 772	2 974	2 785	2 443	
91 778	84 474	77 154	70 174	57 785	44 433	35 575	
28 933	( )26 246	( )23 613	20 808	16 259	9 604	5 745	
27 819	24 256	21 024	18 182	12 314	8 381	6 391	
289 407	262 264	234 283	242 140	161 434	118 541	88 510	

.2008

:

:

:

.2005

23 118 000 ( )

.2010

27 136 000 ( )

(1995)

(1994)

(10)

(11)

(12)

)

(5+

/  
(5+ )

/

5+

(13)

(14)

---

(11)  
United Nations, 2001 (12)  
(13)  
(14)

(15)

<sup>(16)</sup>(2004 / 21-19 )

---

.UNFPA, 2010 (15)

.ESCWA, 2004 (16)

(17)

(18)

(19)

---

.UNFPA, 2008 (17)

.UNDP, 2006 (18)

.UNDP, 2009 (19)

(20)

(21)

( )

(22)

( ) ( ) ( ) ( ) ( ) ( ) ( ) ( ) ( ) ( )  
 ( ) ( ) ( ) ( ) ( ) ( ) ( ) ( ) ( ) ( )  
 ( ) ( ) ( ) ( ) ( ) ( ) ( ) ( ) ( ) ( )  
 ( ) ( ) ( ) ( ) ( ) ( ) ( ) ( ) ( ) ( )  
 ( ) ( ) ( ) ( ) ( ) ( ) ( ) ( ) ( ) ( )

---

(20)  
 .UNFPA, 2008 (21)  
 .Hunt, 2007 (22)



(24)

(23)

(25)

(26)

(28) (27)

---

.United Nations, 2009 (23)

.United Nations Children's Fund (UNICEF), 2009 (24)

.World Health Organization (WHO), 2009 (25)

.Farah and Faour, 2011 (26)

.Hay, 1999, pp. 243-279 (27)

.Farah and Maas, 2006 (28)

(29) Farah and Maas

(30)

Farah and Maas

:

•

•

•

•

---

(29)

(30)

(31)

.2009      1888      2008      1820

(32)

()

()

()

()

(33)

---

.United Nations High Commissioner for Refugees (UNHCR), 2009 (31)

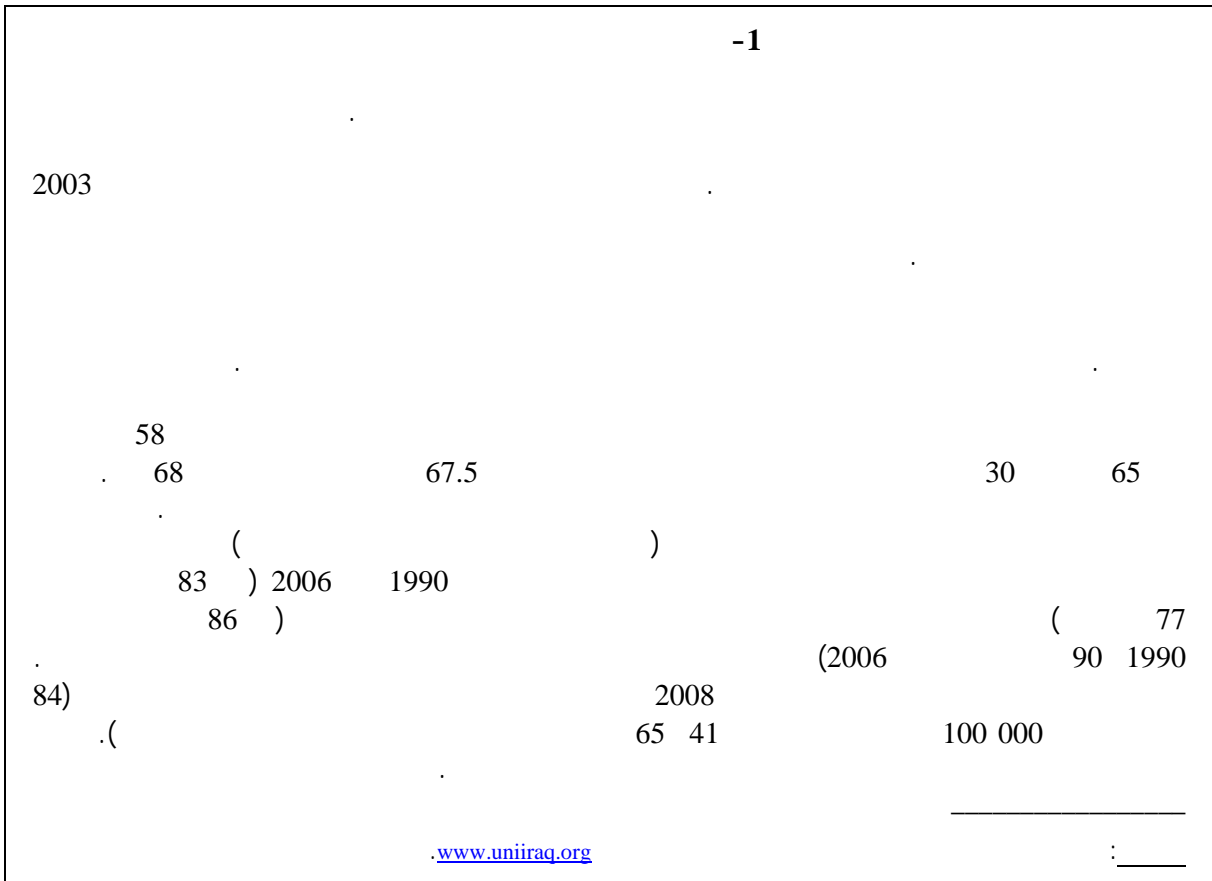
.United Nations, 2005 (32)

.UNFPA, 2008, p. 9 (33)

7.5 2008  
9.8

(34)

1



(35)

(36)

.2015

( )

6

---

.Central Statistical Organization of Yemen, 1991 (35)

.ESCWA and League of Arab States, 2007 (36)

"

3

(37)

"(2000)

(38)

---

.United Nations, 2000b (37)

(38)

:

-

(2005 / 16-14 ) 2005

(39)

(40)

(41) 2015

( )

---

.Bernstein and Juul Hansen, 2006 (39)

.UNIFEM, 2008 (40)

.ESCWA, 2008, p. 12 (41)

-

( ( ) )

(42)

( )  
( )  
( )  
( )  
( )



)

( 5 000

)

(

)

.(

(43)

-

(44)

(45)

---

.Gwatkin, 2005, pp. 813-817 (43)

.UNDP, 2007, p. 57 (44)

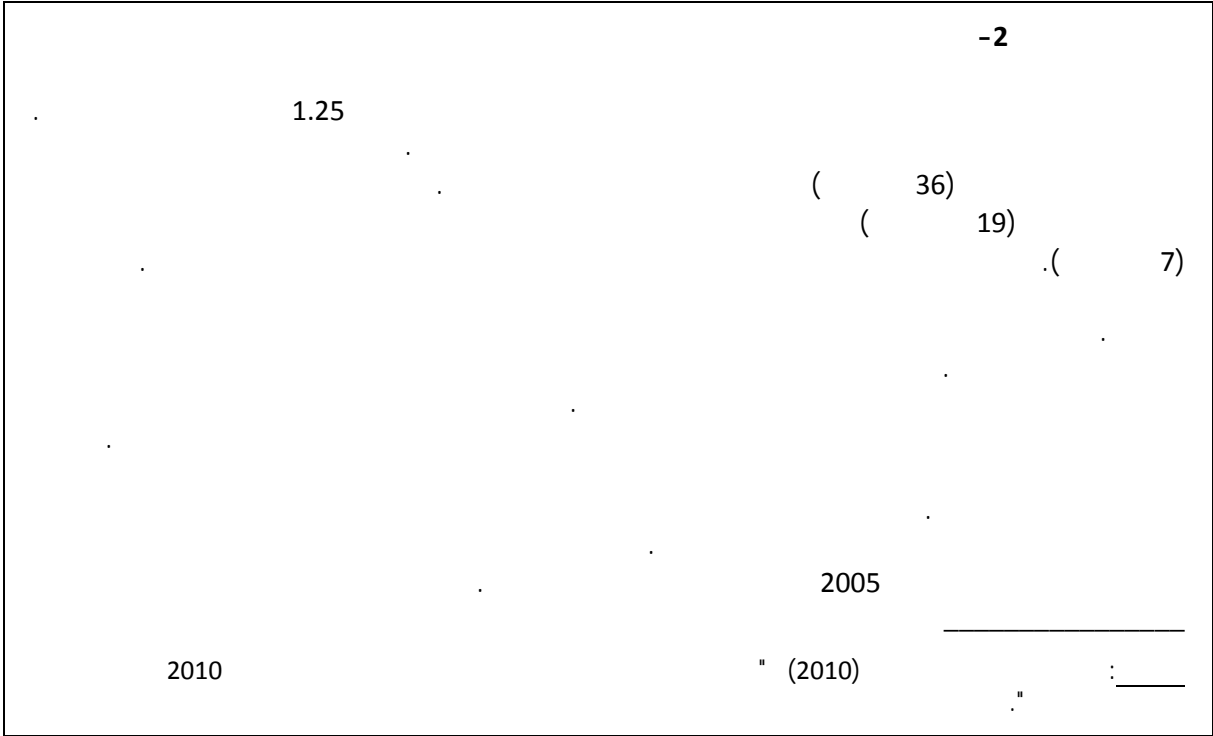
.UNIFEM, 2008 (45)

: \_\_\_\_\_ -1

\_\_\_\_\_

(46) 2009 :

2015



/

(2009)

/

)

(47)(

)

" "

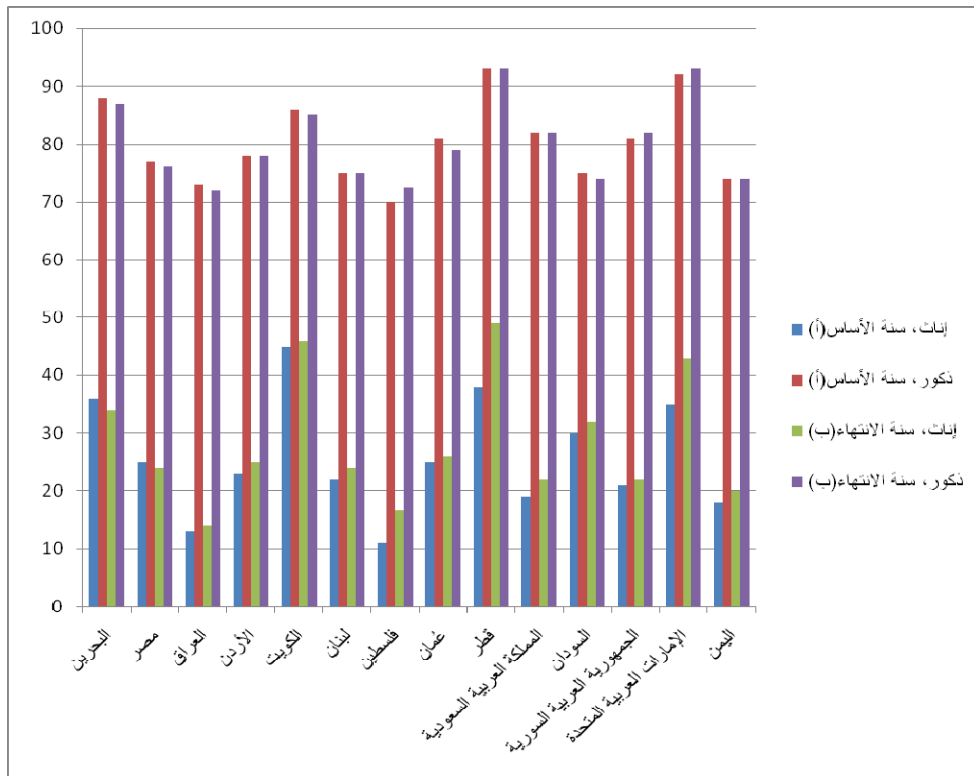
(47)

(48)

(49)

.1

-1



26-25 )

.2000

.(2011 /

( )

.UNDP, 2009 (48)

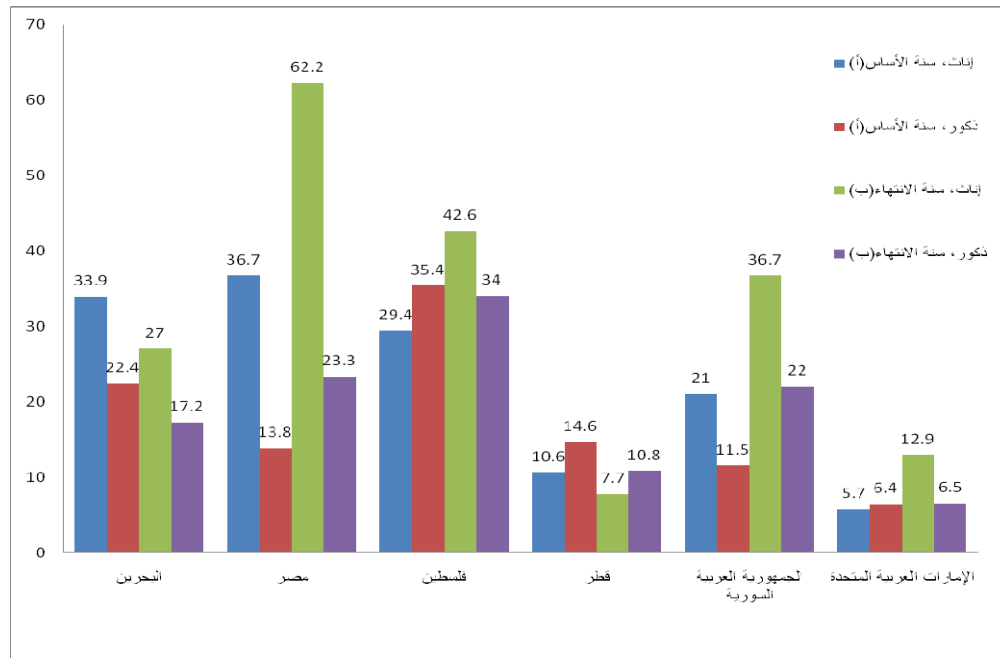
.De Jong and Shepard, 2006, pp. 67-90 (49)



(50)

1990

-2



26-25 )

-

.(2011 /

.2000 ( )  
 .2010 ( )

/

49

28

2  
 43

10.8

36

23

- 2

24-15 ( )		24-15 ( )		( )		( )	
2010	2000	2010	2000	2010	2000	2010	2000
31.9	36.6	7.1	6.9	63.2	62.6	13	11.1
61.2	60.5	24.9	22.3	90.2	90.2	37.3	33.2
41.3	43.8	17.6	17	81.2	82.4	30.2	30.4
49.2	60.9	14.8	16.8	72.7	78.8	16.7	17.5
28.5	33.4	18.2	19.8	66.7	68.4	27.9	26.1
39	42.4	6.7	6.3	62.1	59.8	12.4	10.2
39.3	41	18.3	17.3	71.2	73.8	22.6	20.4
25.5	37.2	4.5	4.5	52.2	57.5	11.3	9.3
55.8	43.5	18.5	7.2	90.7	87.7	39.6	33.4
35.9	38	23.4	24.1	79.8	83	42	42.3
44.9	47.8	12.1	11.5	71.4	72.5	22.3	21.4
32.6	36.5	13.3	10.8	66.9	68.2	18.2	16.6
( )41.5	( )44.3	( )7.6	( )6.8	( )76.1	( )76.3	( )17.7	( )15.6
27.4	29.3	16.1	13.4	57.5	59.1	20.3	17.2

\_\_\_\_\_ : \_\_\_\_\_ ( )  
 \_\_\_\_\_ .(2000 ) 14.4 ( )  
 \_\_\_\_\_ .(2009 ) 14.6 ( )  
 \_\_\_\_\_ .(2000 ) 72.4 ( )  
 \_\_\_\_\_ .(2009 ) 71.5 ( )  
 \_\_\_\_\_ .(2000 ) 5.2 ( )

.(2009 ) 2.9 ( )  
 .(2000 ) 22.4 ( )  
 .(2009 ) 19.0 ( )

- 2

)		)		)		)	
0(		0(		(24-15)		(24-15)	
2010	2000	2010	2000	2010	2000	2010	2000
4	5	2	4	..	..	..	..
6	9	0	0	6.5	6.4	12.9	5.7
2	3	0	0	17.2	22.4	27	33.9
23	26	49	62	22	11.5	36.7	21
..	..	..	..	..	..	..	..
14	..	33	..	..	..	..	..
..	7	..	5	..	..	..	..
10.8	9.8	36	34.6	34	35.4	42.6	29.4
4	4	0	0	10.8	14.6	7.7	10.6
..	..	..	..	..	..	..	..
( )5.6	..	( )1.4	..	..	..	..	..
28	27	43	39	23.3	13.8	62.2	36.7
( )5	( )7	( )0	( )2	( )..	( )..	( )..	( )..
..	43	..	88	..	20.2	..	9.8

\_\_\_\_\_

(..) \_\_\_\_\_

\_\_\_\_\_ ( )

\_\_\_\_\_ ( )

\_\_\_\_\_ .(2000 ) 32.6 ( )

\_\_\_\_\_ .(2009 ) 54.8 ( )

\_\_\_\_\_ .(2000 ) 23.0 ( )

\_\_\_\_\_ .(2009 ) 23.5 ( )

\_\_\_\_\_ .(2000 ) 2.3 ( )

\_\_\_\_\_ .(2009 ) 0.2 ( )

\_\_\_\_\_ .(2000 ) 6.7 ( )

\_\_\_\_\_ .(2009 ) 4.7 ( )



)		)		)	
)		)		)	
)		)		)	
)		)		)	
2010	2000	2010	2000	2010	2000
23	21	78	78	25	23
15	12	93	92	43	35
20	21	87	88	34	36
21	20	82	81	22	21
30	28	74	75	32	30
16	15	72	73	14	13
18	15	79	81	26	25
18	13.2	72.4	70	16.7	11.1
12	15	93	93	49	38
24	23	85	86	46	45
25	23	75	75	24	22
24	24	76	77	24	25
( <sup>16</sup> )	( <sup>14</sup> )	( <sup>82</sup> )	( <sup>82</sup> )	( <sup>22</sup> )	( <sup>19</sup> )
21	19	74	74	20	18

: \_\_\_\_\_ ( )  
 .(2000 ) 16.7 ( )  
 .(2009 ) 18.2 ( )  
 .(2000 ) 76.5 ( )  
 .(2009 ) 76.0 ( )  
 .(2000 ) 14.2 ( )  
 .(2009 ) 14.9 ( )



3

-3

52.2	50	..	59.8	51.7	..	
34.8	50	53.1	59.8	56.1	26.5	
34.8	50	38.6	59.8	32.1	19.6	
34.8	50	25.7	30.0	40.2	13.8	
..	50	82.2	74.0	67.9	67.7	
52.2	50	51.9	59.8	47.3	27.5	
34.8	50	..	29.8	45.3	..	
34.8	0	..	59.8	48.6	..	
..	..	..	..	..	..	
0	50	25.7	59.8	50.5	18.6	
17.3	0	38.6	59.8	..	..	
0	50	82.2	30.0	26.6	21.7	

52.2	50	..	92.4	45.3	..	
52.2	50	38.6	78.0	59.4	32.7	

(..) : \_\_\_\_\_

0.67-

(52)

0.69-

0.55-

-4

( )

				( )						
2010	2000	2010	2000	2010	2000	2010	2000	2010	2000	
..	..	7.2	7.5	2	2	5	5	4.4	5.1	
..	..	..	..	..	..	5	5	..	14.4	
..	..	..	..	..	..	..	..	( )4.2	( )8.7	
42.4	..	..	..	..	..	5	5	9.7	6.9	
..	..	..	..	..	..	21	24	31	40.7	
..	..	..	..	..	..	..	..	7.6	15.9	
..	..	..	..	..	..	..	..	..	17.8	
36.2	29.2	7.2	7.3	17.1	7	15	8	2.9	2.5	
0.4	0.7	..	..	..	..	..	..	..	6	
..	..	8.5	8.45	..	..	5	5	..	9.8	
..	..	..	..	..	..	5	5	3.9	3	
24.8	22.9	9	9	2	2	5	5	7.5	4	
..	..	..	..	..	..	2.2	2.6	5.7	5.1	
..	31.3	7.2	7.4	17.5	12.9	32	( )31	45.6	46.1	

(..) : \_\_\_\_\_

2009 : \_\_\_\_\_ .4.2 :2006 ( )  
: \_\_\_\_\_ . 34 : .7.6 :2009 ( )  
( )

.( 0.49+ 0.52+)

( )

( )

( )

( )

( )

( )

( )

( )

( )

: \_\_\_\_\_ -2

.( -2 )

5 (53) 1975 3 2

2007 1999 (54) 78

5.1 84 ) 41

(55)

.United Nations, 2007c, pp. 120-125 (53)

.Barro and Lee, 2000 (54)

.United Nations Educational, Scientific and Cultural Organization (UNESCO), 2010 (55)

(56)

(57)

(58)

- 5

( )		( )		( )								
2010	2000	2010	2000	2010	2000	2010	2000	2010	2000	2010	2000	
95.6	97	95.1	96.8	99.1	96.9	92.1	95.5	93.7	96.4	92.9	95.9	
100	96.6	100	97.3	100	96.9	98.6	81.4	97.9	79.8	98.3	80.7	
100	95.7	97.4	94.2	98.7	94.9	99.3	96.3	99.6	99.8	99.4	98	
94.7	88.4	95.7	89.1	95.2	88.7	98.1	98.9	97.9	98.5	98	98.7	
63.7	73.6	60.3	81.5	62.1	77.1	.	47.9	..	39.8	..	44	
78.3	51.3	61.1	47.2	70.1	49.4	95.2	89.8	81.8	76.5	88.6	83.3	
97.1	93.8	98.2	95.3	97.6	94.5	74.2	82.5	75.9	83.4	75	82.9	
98.8	97.1	98.5	100	98.7	98.5	77.1	99.2	77.6	99.1	77.4	99.1	
<sup>(1)</sup> 93.6	89	<sup>(1)</sup> 100	88.6	<sup>(1)</sup> 96.75	88	98	97.2	98.7	96.8	98.3	97	
100	95.1	99.1	94.5	99.5	94.8	95.1	87.5	93	89.4	94.1	88.4	
85.9	95.2	92.7	98.8	89.2	96.9	84.1	89.4	83.4	88.6	83.7	89	
94	98.8	96	99.2	96.8	99	99.8	99.8	95.3	93.8	97.6	96.8	
<sup>(1)</sup> 100	..	<sup>(1)</sup> 92.86	..	95.9	91	<sup>(1)</sup> 85	82	<sup>(1)</sup> 84.3	79.7	<sup>(1)</sup> 84.9	81.1	
61.2	72.1	56.8	64	59.5	80.4	<sup>(1)</sup> 85.4	70.2	65	46.4	75.4	58.6	

: \_\_\_\_\_

(..) : \_\_\_\_\_

: \_\_\_\_\_ (2009) ) 86.32 ( )

.ESCWA and League of Arab States, 2009 (56)

(57)

.United Nations, 2010 (58)



23	( )15	58	56	64	64	95	95	89	85	
31	( )27	55	55	85	73	89	..	91	..	
41	( )36	54	52	76	72	92	89	89	84	
..	..	60	51	66	68	90	91	77	74	



( ) 5

( )		0 ( )		0 ( )		15 0( ( )		15 0( ( )		
2010	2000	2010	2000	2010	2000	2010	2000	2010	2000	
..	23	55	49	61	52	79	71	60	52	
35	( <sup>1</sup> )30	58	69	72	72	86	84	69	64	
30	( <sup>1</sup> )29	57	50	64	54	90	87	81	74	
17	( <sup>1</sup> )14	48.6	49.7	66.6	58.7	97.1	92.2	90.9	79.7	
37	( <sup>1</sup> )32	56	57	85	75	94	84	90	81	
27	( <sup>1</sup> )27	53	55	89	74	95	81	93	74	
( <sup>1</sup> )37	( <sup>1</sup> )27	55	54	86	85	93	.	86	.	
..	.	42	40	56	52	75	67	58	44	
33	( <sup>1</sup> )35	53	53	51	52	90	87	80	69	
16	..	21	19	..	20	79	74	43	35	

: \_\_\_\_\_

(..) : \_\_\_\_\_

: \_\_\_\_\_ ( )

: \_\_\_\_\_ ( )

.2007 / -

(59)

5

5

24 15

(<sup>60</sup>)(2007)

.United Nations, 2010 (59)

.UNESCO, 2010 (60)

(61)

( )

.2015

)

(

)

(3

20

:

0.71-

0.69-

•

0.61-

•

0.60-

•

.0.70-

0.57-

•

)

(

:" -3

---

2005

.2015

24-15

(62)

3

(63)

---

.UNDP, 2005a, p. 19 (62)

.UNDP, 2005b (63)

: •

" "

(64)

2010

1.0 .6 0.9

(65)

.6

---

.2 (64)

.UNFPA, 2008 (65)

								( )	
2010	2000	2010	2000	2010	2000	2010	2000	2010	2000
25.9	23.4	1.10	1.12	1.03	1.03	1.02	1.00	6.4	0
13.9	12.9	<sup>(1)</sup> 2.05	3.12	1.03	1.06	0.99	0.96	22.5	0
9.8	12.4	2.46	1.76	1.04	1.08	<sup>(1)</sup> 0.98	1.01	2.5	0
16.1	16.1	..	0.65	<sup>(1)</sup> 0.98	0.92	0.96	0.92	12.4	10.4
..	20.1	..	0.92	<sup>(1)</sup> 0.88	0.96	<sup>(1)</sup> 0.90	0.85	18.1	5.3
21.3	.	0.59	0.54	0.66	0.61	0.83	0.82	25.5	6.4
25.3	19.2	1.18	0.79	0.96	1.00	1.01	0.97	0	2.4
17.0	13.5	1.22	0.92	1.06	1.06	1.00	1.00	<sup>(1)</sup> 5.7	5.7
15.5	14.2	2.87	3.82	0.98	1.07	0.99	0.97	0	0
39.3	34.7	2.32	2.40	1.02	1.03	0.98	1.02	3.1	0
83.3	72.5	<sup>(1)</sup> 1.24	1.05	<sup>(1)</sup> 1.11	1.08	0.97	0.95	4.7	2.3
18.1	19.0	..	0.54	0.94	0.93	0.95	0.92	1.8	2.0
14.8	14	<sup>(1)</sup> 1.65	1.45	0.91	0.8	<sup>(1)</sup> 0.96	<sup>(1)</sup> 0.93	0	0
..	7.0	<sup>(1)</sup> 0.42	0.28	0.49	0.42	<sup>(1)</sup> 0.80	0.63	0.3	0.7

: \_\_\_\_\_

(.) : \_\_\_\_\_

: \_\_\_\_\_ ( )

: \_\_\_\_\_ .( 12.8)

132

17 ( )

()		()		()		()			
2010	2000	2010	2000	2010	2000	2010	2000	2010	2000
..	..	..	..	..	..	..	..	..	..
32.0	21.0	45.0	36.0	30.0	45.0	10.0	13.0	10	..
37	36	39	48	28	51	22	16	22	0
..	..	..	..	..	..	..	..	10	..
..	..	..	..	..	..	..	..	..	..
..	..	..	..	..	..	..	..	..	..
..	22.0	..	70.0	..	53.0	..	20.0	..	9
16.1	13.4	4.3	8.7	62.5	61.8	12.3	14.7	10	..
..	26.0	..	35.0	..	28.0	..	16.0	7	..
30.0	11.0	51.0	17.0	32.0	48.0	8.0	31.0	14	..
..	..	..	..	..	..	..	..	8	..
..	..	..	..	..	..	..	..	11	..
( )52.0	( )27.0	( )32.0	( )50.0	( )39.0	( )52.0	( )4.0	( )7.0	8	..
.	.	.	.	.	.	.	.	.	4

: \_\_\_\_\_

(..) : \_\_\_\_\_

: \_\_\_\_\_ ( )

.(2000 ) 0.8 ( )

.(2009 ) 0.1 ( )

.(2000 ) 4.0 ( )

.(2009 ) 1.9 ( )

.(2000 ) 13.0 ( )

.(2009 ) 8.1 ( )

.(2000 ) 5.3 ( )  
 .(2009 ) 4.4 ( )

- 6

1000 ) (*) ()		1000 ) (*) ()		()		()	
2010	2000	2010	2000	2010	2000	2010	2000
162.3	191.0	111.5	140.5	..	..	..	..
77.2	89.1	64.2	67.9	14.0	15.0	40.0	49.0
102.2	120.6	72.1	82.0	22.0	12.0	33.0	36.0
122.4	145.5	82.9	101.4	..	..	..	..
306.0	324.5	260.9	270.9	..	..	..	..
226.1	151.4	106.6	92.6	..	..	..	..
98.3	126.0	72.5	93.0	..	4	..	5
127.7	150.0	91.5	111.1	12.1	11.1	81.5	74.1
110.9	158.0	102.2	122.6	.	13.0	.	40.0
85.2	95.1	51.9	57.7	5.0	2.0	14.0	4.0
152.0	168.9	100.1	116.3	..	..	..	..
163.1	183.4	107.1	127.5	..	..	..	..
139.1	159.3	89.2	110.4	( )8.0	( )8.0	( )65.0	( )43.0
251.2	289.7	202.4	243.2	..	..	..	..

: \_\_\_\_\_  
 (.) : \_\_\_\_\_  
 (\*)

: \_\_\_\_\_ ( )  
 : \_\_\_\_\_ .(2000 ) 16.2 ( )  
 : \_\_\_\_\_ .(2009 ) 28.7 ( )  
 : \_\_\_\_\_ .(2000 ) 1.9 ( )  
 : \_\_\_\_\_ .(2009 ) 4.4 ( )



26

25

(  
(66)  
)

(67) 2009

" "

---

.United Nations, 2010 (66)

.UNDP, 2009 (67)

: \_\_\_\_\_ -4

1990  
2010 (68)  
83 1990 1 000 52 17 1 000  
2008 37  
46 2015 1 000  
2015 1 000 28  
7 2015 2015  
2010 2000  
2015

- 7

1 000 ) (*) ()(		1 000 ) (*) ()(		( )						
2010	2000	2010	2000	2010	2000	2010	2000	2010	2000	
2	4	3	7	95	94	21	25	24	30	
..	..	..	..	92	94	7	9	8	10	
..	..	..	..	99	98	( )9	( )10	( )10	( )12	

.United Nations, 2010 (68)

5	.	3	.	98	96	15	19	17	22	
38	62	30	63	79	58	69	73	109	115	
6	..	7	..	69	87	36	38	44	48	

( ) 7

1 000 ) (*) ()(		1 000 ) (*) ()(		( )						
2010	2000	2010	2000	2010	2000	2010	2000	2010	2000	
..	..	..	..	97	99	11	12	12	15	
2.9	..	3.1	..	99	92.7	24	26	27	29	
..	..	..	..	92	91	12	15	15	19	
..	..	..	..	99	99	9	11	11	13	
..	..	..	..	53	79	26	28	29	32	
5	15	5	16	97	98	30	40	36	51	
3	.	4	..	96	94	( <sup>1</sup> )20	23	( <sup>1</sup> )25	29	
10	33	11	36	74	71	55	71	73	98	

: \_\_\_\_\_

(..) : \_\_\_\_\_

(\*)

1 000

: \_\_\_\_\_ ( )

2009-2003

: \_\_\_\_\_ .2000 11.4 ( )

.2009 8.6 ( )

.2000 8.6 ( )

.2009 7.2 ( )

: \_\_\_\_\_ .19.5 ( )

.16.9 ( )

- 7

15 ( ) 19		15 ( ) 19		( )		( )		
2010	2000	2010	2000	2010	2000	2010	2000	
1	1.4	8.9	12.7	71	69	75	72	
..	0.7	.	8.2	77	75	79	78	
0.3	0.5	4.2	6.7	( <sup>1</sup> )74	( <sup>1</sup> )73	( <sup>1</sup> )78	( <sup>1</sup> )76	
..	0.2	..	10.9	72	71	76	74	

--	--	--	--	--	--	--	--	--

( ) 7

15 ( ) 19		15 ( ) 19		()		()	
2010	2000	2010	2000	2010	2000	2010	2000
..	1.8	.	20.6	57	54	60	58
..	2.9	19.4	15.3	64	69	72	73
0.4	.	4.2	.	74	72	78	75
0.5	2.4	13.5	27.1	72	70	75	73
2.3	1.9	3.6	6.4	75	72	77	75
.	1.3	..	13.2	76	75	80	79
0.4	..	5.3	..	70	69	74	73
..	..	12.5	14.3	68	67	72	70
0.3	0.6	4	7.5	71	69	75	73
3.1	4.4	17.2	23.9	61	58	65	61

\_\_\_\_\_

(..) \_\_\_\_\_

\_\_\_\_\_ ( )

.2009-2001

\_\_\_\_\_ .2001 76.3 ( )

.2009 77.3 ( )

.2001 72.1 ( )

.2009 73.1 ( )

.( 70)

12

.( 28 )

90

( ) .( 53 )

40

(69)

:

(70)

"

"

---

.Jamison T. and Dean et al. (eds.), 2006, p. 94 (69)

.Farah and Maas, 2006 (70)

(71)

60

100

-5

377

1990

(72)(2005) ( )

2002

100 000

100 000

465

536 000

2005

(73) 1990

576 000

100 000

450

100 000

9

490

100 000

900

130

150

160

430

50

75

.Fathallah, 2008 (71)

.UNICEF, 2005 (72)

.WHO, UNICEF, UNFPA and World Bank, 2007 (73)



.2015 1990

.(8 )  
2010

.2015

(74)

- 8

4) ( )		) ( )		) 1 000 ( <sup>0</sup> ) 19-15		49-15 ( )		) ( )	
2010	2000	2010	2000	2010	2000	2010	2000	2010	2000
94.1	90.9	98.8	95.6	24.33	33.18	57.1	52.6	99	96.7
..	..	..	96.8	15.77	28.47	..	27.5	.	99.2
..	..	..	97.1	16.57	19.92	..	<sup>(1)</sup> 61.8	<sup>(1)</sup> 99.4	<sup>(1)</sup> 99.6
..	<sup>(1)</sup> 51	84	71.2	59.49	68.54	58.3	45.8	93	86.5
..	<sup>(1)</sup> 75	63.7	60	55.78	77.33	7.6	7	49.2	87
..	<sup>(1)</sup> 78	83.9	76.7	84.00	62.09	49.8	43.5	88.5	72.1
83.3	..	..	99.6	10.39	29.68	..	23.7	98.1	94.7
..	..	98.8	95.6	77.19	100.38	50.2	51.4	98.9	97.4
..	<sup>(1)</sup> 58	..	<sup>(1)</sup> 62	15.81	21.53	..	43.2	99.98	99.96
..	..	..	95	13.12	17.68	..	52	100	100
..	<sup>(1)</sup> 87	95.6	93.9	16.05	25.92	58	62.7	98	96
65.1	<sup>(1)</sup> 41	73.8	52.9	38.37	50.91	60.3	56.1	78.9	60.9
..	..	..	90	25.81	36.13	23.8	19.5	97	91
..	11.4	47	34.3	66.99	91.29	27.7	20.8	<sup>(1)</sup> 35.7	21.6

(.) : \_\_\_\_\_  
 : \_\_\_\_\_ ( )  
 .2007 / - : \_\_\_\_\_ ( )  
 2009-2001 : \_\_\_\_\_ .2000 98 ( )  
 .2009 99.5 ( )  
 .2000 : \_\_\_\_\_ 53.8 ( )  
 : \_\_\_\_\_ 36 ( )

**- 8**

(*)		19-15 (*) ( )		(*) ( )		49-15 ( )		( )	
2010	2000	2010	2000	2010	2000	2010	2000	2010	2000
10	6	4.1	5.7	3	4	40.5	37.7	11.9	14.2
12	6	..	..	2	3	..	23.6	..	..
6	6	40	47	2	3	..	30.6	..	..
7	11	..	51	3	4	42.6	35.1	..	30.6
8	8	..	10.9	4	5	5.7	5.4	5.7	26
9	9	..	54	4	5	32.9	25.4	.	.
..	.	..	.	3	4	.	18.2	.	.
..	.	..	49	5.036	5.84	38.9	36.7	.	.
7	9	..	.	2	3	.	32.3	.	.
10	10	..	.	2	2	.	39.3	.	.
7	6	..	.	2	2	34	40.4	.	.
13	7	9.4	8.5	3	3	57.6	53.9	10.3	11.2
10	10	..	..	3	4	..	28.5	..	..
9	9	15.5	14.1	5	6	<sup>0</sup> 19.2	9.8	..	38.6

: \_\_\_\_\_  
 (.) : \_\_\_\_\_  
 : \_\_\_\_\_ 19 ( )  
 : \_\_\_\_\_ (\*)

( : :1)

1	1	1	0	0	1	
1	0	0	0	0	0	
1	1	1	1	1	1	
1	0	0	0	0	0	
1	0	0	1	0	0	

( ) 8

( : :1)						
1	0	0	0	0	0	
1	0	0	0	0	0	
.	.	.	.	.	.	
1	1	1	0	0	1	
1	1	1	0	0	1	
1	0	0	0	0	0	
1	0	0	0	0	0	
1	1	1	0	0	0	
1	0	0	0	0	0	

.2007

:

: \_\_\_\_\_

(..)

: \_\_\_\_\_

:

15

19

(75)

2009

.WHO, 2007 (75)

20

99

(76)

)

(

/

) 2015  
. (2005

( )

(77)

: \_\_\_\_\_ -6

( )

( )

(78)

75 000  
23 000

2009

(79)

(9 ) 59

9

-9

15		49-15								100 000	
		( )		( )		( )		( )		( )	
2010	2000	2010	2000	2010	2000	2010	2000	2010	2000	2010	2000
..	..	9.3	6.1	80.9	69.8	0.8	0.9	71.2	89.9	9	10.8
..	..	..	7.3	18	27.1	1.8	2.1	78.8	74	23.8	27.4
..	..	..	15.5	( <sup>1</sup> )79.5	( <sup>1</sup> )16.6	( <sup>1</sup> )4.7	( <sup>1</sup> )4.7	85.7	72.7	( <sup>1</sup> )59.6	( <sup>1</sup> )57.3
..	..	2.7	1.9	80.4	84.4	2.2	3.3	86.2	79.1	26.8	40.7
58.6	( <sup>1</sup> )56	3.9	0	30.6	31.7	71.2	64	81.7	79.4	401.8	374.8
..	..	2.2	1.6	37.3	50.6	11	9.8	84.5	91.9	78.9	70.9
..	..	..	6.3	125.4	123.1	1.1	0.9	86.4	92.9	14.2	12.6
..	..	7.5	5.4	5.3	14.9	3.1	3.9	93.8	100	31.1	39.7
..	..	..	6.7	43.9	29.1	7.2	6.5	68.7	66	81.4	77.6
..	..	5.6	3	90.3	65	2.4	2.9	78.2	69.4	25	33.2
33.33	45.45	..	..	61.7	65.2	2	2.9	90.2	91.6	23	35.3
28.8	( <sup>1</sup> )26.79	1.2	1.8	72.2	53.9	2.4	3.2	86.9	86.7	26.6	35.9
..	..	..	2.8	38.5	35.9	5.4	5.5	69.1	72.8	64.7	66.7
..	..	1.4	1.4	45.7	54.7	9.8	12.5	83	74.6	129.7	164

: \_\_\_\_\_

(..) : \_\_\_\_\_

: ( )

.Join United Nations Programme on HIV/AIDS (UNAIDS), 2009 (78)

(79)

.2009-2001	:	_____	.2001	16.8	( )
			.2008	18.2	( )
			.2003	0.3	( )
			.2008	0.5	( )
			.2001	16	( )
			.2009	77	( )

/

8

(80)

18

2003

:

(81)

2015

/

/

/

(82)

/

/

---

.UNFPA, 2003 (80)

.Farah, Najem Kteily and al-Zo'ubi, 2004 (81)

.Fathalla, 2008 (82)



6

:

-7

10

(83)

()

:

5

1

( )

( )

( )

(84) ( )

2010

( )

(85)

"

(The Lancet)

"

"

2009 /

(86)"

- 2009

"

(87)"

( )

:

---

.UNDP, 2009 (84)

.World Bank, 2008 (85)

.Costello, A. et al., 2009, pp. 1693-1733 (86)

.UNFPA, 2009 (87)

:

---

-8

---



:

-

-

2000

.2015

( )

5

1994

( )

)

(

/





( )

( ) :

( )

( )

( )

"

"

"

"



2008 / 15

	( )
	:
(*) ( )	1-1 : -1 2015 1990
	2-1 3-1
	4-1 : -1 5-1 6-1 7-1
( )	8-1 : -1 2015 1990 9-1
	:
	1-2 : -2 2-2 2015 3-2
24 15	
	:
	1-3 : -3 2005 2-3 2015 3-3 4-3
24 15	
	:
	1-4 : -4 2-4 2015 1990

(\*)

		( )
	3-4	
:		
	1-5	: -5
	2-5	2015 1990
	3-5	: -5
	4-5	2015
)	5-5	
(	6-5	
/ :		
	1-6	/ : -6
24 15	2-6	2015
	3-6	
24 15	4-6	/
	5-6	: -6
	6-6	2010 /
	7-6	: -6
	8-6	2015
	9-6	
	10-6	
:		
	1-7	: -7
	2-7	
( )	3-7	: -7
	4-7	2010

		( )
	5-7	
	6-7	
	7-7	
	8-7	: -7
	9-7	2015
(**)	10-7	2020 : -7 100
		:
		: -8
		-
	1-8	: -8
		:
	2-8	
)		
(		
	3-8	
	4-8	: -8
	5-8	)
		(
		: -8

( )

( ) (

( ) :

3)

( )

(\*\*)

		( )	
	( )	6-8	
		7-8	
		8-8	
		9-8	
		10-8	
	( )	11-8	
		12-8	
		13-8	: -8
	100	14-8	: -8
100		15-8	
	100	16-8	

147

189

.(<http://www.un.org/millennium/declaration/ares552e.htm>) .2000 /  
 .(A/RES/60/ ) 2005

- Barro, R. and Jong-Wha Lee. 2000. *International Data on Educational Attainment: Updates and Implications*. Harvard University Center for International Development Working Paper No. 42. Cambridge, Massachusetts: Harvard University.
- Bernstein and Juul Hansen. 2006. *Public Choices, Private Decisions: Sexual and Reproductive Health and the Millennium Development Goals*. New York: UNDP.
- Central Statistical Organization of Yemen. 1991. *Population and Development in the Republic of Yemen, Proceedings of the First National Population Policy Conference*. 2: 36-43. Sana'a: Government of Yemen.
- Costello, A. et al. 2009. Managing the Health Effects of Climate Change. *The Lancet*. 373 (9676): 1693-1733.
- De Jong, J. and Shepard, B. 2006. Youth, Gender and Family in the Arab World in *Arab Youth Strategising for the Millennium Development Goals*. New York: UNDP.
- ESCWA. 2008. *Gender in the Millennium Development Goals: Information Guide for Arab Millennium Development Goal Reports*. New York and Geneva: United Nations.
- ESCWA. 2007. *ESCWA Centre for Women Newsletter: Gender and the MDGs*. 1(6): 2-5.
- ESCWA. 2005. *The Millennium Development Goals in the Arab Region 2005*. New York and Geneva: United Nations.
- ESCWA. 2004. *Report on the Regional Arab Population Forum*. New York and Geneva: United Nations.
- ESCWA and League of Arab States. 2009. *Consolidated Arab Report on the Implementation of the Beijing Platform for Action: +15*. New York and Geneva: United Nations.
- ESCWA and League of Arab States. 2007. *The Millennium Development Goals in the Arab Region 2007: A Youth Lens*. New York and Geneva: United Nations.
- Farah, A-A. and Faour, T. 2011. Life-course Approach to Women's Health in *Arab Family Health and Population*. IV (10): 1-34.
- Farah, A-A. and Maas, B. 2006. *Women's Autonomy and Reproductive Health Behavior in Yemen*. Paper presented at the Global Health Forum for Health Research (Cairo, 29 October-2 November 2006).
- Farah, A-A. and Rasheed, H. 2009. *Determinants of Cross-country Variation in Maternal Mortality in Developing Countries*. Paper presented at the Second Arab Statistical Conference: No Development Without Statistics (Sirte, Libyan Arab Jamahiriya, 2-4 November 2009).
- Fathallah, M. 2008. *Issues in Women's Health and Rights: International, Arab Regional and Egyptian Perspectives*. International Planned Parenthood Federation.
- Gwatkin, D. 2005. How Much Would Poor People Gain from Faster Progress Towards the Millennium Development Goals for Health? *The Lancet*. 365 (9445): 813-817.



- Hay, M.C. 1999. Dying Mothers: Maternal Mortality in Rural Indonesia, *Medical Anthropology*. 18 (3): 243-279.
- Hunt, P. 2007. *The Millennium Development Goals and the Right to the Highest Attainable Standard of Health*. Chicago: John D. and Catherine T. MacArthur Foundation.
- Jamison, D.T. et al. (eds). 2006. *Priorities in Health*. Washington D.C.: World Bank Publications.
- Organisation for Economic Co-operation and Development (OECD). 2010. *Atlas of Gender and Development: How Social Norms Affect Gender Equality in Non-OECD Countries*. Paris: OECD.
- Ransom, E. and Yinger, N. 2002. *Making Motherhood Safer: Overcoming Obstacles on the Pathway to Care*. Washington: Population Reference Bureau.
- Shiffman, J. 2000. Can Poor Countries Surmount High Maternal Mortality? *Studies in Family Planning*. 3 (4) 274-289.
- United Nations. 2010. *The Third Arab Report on the Millennium Development Goals 2010 and the Impact of the Global Economic Crises*. New York and Geneva: United Nations.
- United Nations. 2009. *United Nations Iraq Common Country Assessment*. New York and Geneva: United Nations.
- United Nations. 2007a. *Report of the Secretary-General on the Work of the Organization to the Sixty-second Session of the General Assembly. Supplement No. 1*. New York and Geneva: United Nations.
- United Nations. 2007b. *World Abortion Policies 2007*. New York and Geneva: United Nations.
- United Nations. 2007c. *World Youth Report 2007 – Young People’s Transition to Adulthood: Progress and Challenges*. New York and Geneva: United Nations.
- United Nations. 2006. *Report of the Secretary-General on the work of the Organization to the Sixty-first Session of the General Assembly. Supplement No. 1*. New York and Geneva: United Nations.
- United Nations. 2005. *Beijing at Ten and Beyond*. New York and Geneva: United Nations.
- United Nations. 2001. *Beijing Declaration and Platform for Action with the Beijing +5 Political Declaration and Outcome Document*. New York and Geneva: United Nations.
- United Nations. 2000a. *United Nations General Assembly resolution 55/2: United Nations Millennium Declaration*. New York and Geneva: United Nations.
- United Nations. 2000b. *Protocol to Prevent, Suppress and Punish Trafficking in Persons, Especially Women and Children, Supplementing the United Nations Convention Against Transnational Organized Crime*. New York and Geneva: United Nations.
- United Nations Children’s Fund (UNICEF). 2009. *The State of the World’s Children 2009: Maternal and Newborn Health*. New York: UNICEF.
- UNICEF. 2005. *The State of the World’s Children 2005: Childhood Under Threat*. New York: UNICEF.

- United Nations Development Fund for Women (UNIFEM). 2008. *Making the MDGs Work for All: Gender-responsive Rights-based Approaches to the MDGs*. New York: UNIFEM.
- UNIFEM and UNDP. 2009. *Making the MDGs Work Better for Women: Implementing Gender-responsive National Development Plans and Programmes*. New York: UNIFEM.
- United Nations Development Programme (UNDP). 2009. *Arab Human Development Report 2009*. New York: UNDP.
- UNDP. 2007. *Measuring Human Development: Guidelines and Tools for Statistical Research, Analysis and Advocacy*. New York: UNDP.
- UNDP. 2006. *Arab Youth Strategising for the Millennium Development Goals*. New York: UNDP.
- UNDP. 2005a. *En Route to Equality: A Gender Review of National Millennium Development Goal Reports 2005*. New York: UNDP.
- UNDP. 2005b. *Taking Action: Achieving Gender Equality and Empowering Women*. New York: UNDP.
- UNDP. 2003. *Millennium Development Goals – National Reports: A Look Through a Gender Lens*. New York: UNDP.
- United Nations Educational, Scientific and Cultural Organization (UNESCO). 2010. *Education for All Global Monitoring Report 2010: Reaching the Marginalized*. Paris: UNESCO and Oxford: Oxford University Press.
- United Nations High Commissioner for Refugees (UNHCR). 2009. *2008 Global Trends: Refugees, Asylum-seekers, Returnees, Internally Displaced and Stateless Persons*. New York: UNHCR.
- United Nations Joint Programme on HIV/AIDS (UNAIDS). 2009. *UNAIDS Epidemic Update 2009: Middle East and North Africa*. Geneva: UNAIDS.
- UNAIDS. 2005. *UNAIDS Epidemic Update 2005: Middle East and North Africa*. Geneva: UNAIDS.
- United Nations Educational, Scientific and Cultural Organization (UNESCO). 2010. *EFA Global Monitoring Report 2010: Reaching the Marginalized*. New York: UNESCO.
- United Nations Population Fund (UNFPA). 2010. *Beijing at Fifteen – UNFPA and Partners: Charting the Way Forward*. New York and Geneva: United Nations.
- UNFPA. 2009. *State of World Population 2009 – Facing a Changing World: Women, Population and Climate*. New York: UNFPA.
- UNFPA. 2008. *Regional Programme Action Plan for Arab States: June 2008-2011*. New York: UNFPA.
- UNFPA. 2003. *State of World Population 2003 – Making 1 Billion Count: Investing in Adolescents' Health and Rights*. New York: UNFPA.
- UNFPA. 1994. *International Conference on Population and Development Programme of Action*. New York: United Nations.

- World Bank. 2008. *Development and Climate Change: A Strategic Framework for the World Bank Group*. Washington D.C.: World Bank.
- World Bank. 2007. *Global Monitoring Report 2007 – Millennium Development Goals: Confronting the Challenges of Gender Equality and Fragile States*. Washington, D.C.: World Bank.
- World Bank. 2004. *MENA Development Report: Unlocking the Employment Potential in the Middle East and North Africa – Towards a New Social Contract*. Washington D.C.: World Bank.
- World Health Organization (WHO). 2009. *Women and Health: Today's Evidence, Tomorrow's Agenda*. Geneva: WHO.
- WHO. 2007. *Neonatal and Prenatal Mortality: Country, Regional and Global Estimates 2004*. Geneva: WHO.
- WHO, UNICEF, UNFPA and World Bank. 2007. *Maternal Mortality in 2005*. Geneva: United Nations.