



**REPORT
OF THE COMMISSIONER-GENERAL
OF THE UNITED NATIONS
RELIEF AND WORKS AGENCY FOR PALESTINE
REFUGEES IN THE NEAR EAST**

1 July 1962—30 June 1963

**GENERAL ASSEMBLY
OFFICIAL RECORDS : EIGHTEENTH SESSION
SUPPLEMENT No. 13 (A/5513)**

**REPORT OF THE
COMMISSIONER-GENERAL OF THE
UNITED NATIONS RELIEF AND WORKS
AGENCY FOR PALESTINE REFUGEES IN
THE NEAR EAST**

1 July 1962—30 June 1963

**GENERAL ASSEMBLY
OFFICIAL RECORDS : EIGHTEENTH SESSION
SUPPLEMENT No. 13 (A/5513)**



**UNITED NATIONS
*New York, 1963***

NOTE

Symbols of United Nations documents are composed of capital letters combined with figures. Mention of such a symbol indicates a reference to a United Nations document.

CONTENTS

	<i>Page</i>
LETTER OF TRANSMITTAL	v
LETTER FROM THE CHAIRMAN OF THE ADVISORY COMMISSION OF THE UNITED NATIONS RELIEF AND WORKS AGENCY FOR PALESTINE REFUGEES IN THE NEAR EAST	vi
INTRODUCTION	1
PART I. REPORT ON UNRWA OPERATIONS, 1 JULY 1962-30 JUNE 1963....	7
PART II. BUDGET FOR THE CALENDAR YEAR 1964.....	16

ANNEX

Tables

1-5	Statistics concerning registered population and camps	21
6	Basic rations	25
7-9	Social welfare	26
10-16	Health and supplementary feeding	28
17-20	General education	32
21-22	Vocational training	34
23	University scholarships	35
24-28	Finance	35
29	UNRWA personnel	41

Appendix. Map showing approximate location and density of Palestine refugees registered with UNRWA *at end of volume*

LETTER OF TRANSMITTAL

Beirut, Lebanon

26 August 1963

Sir,

I have the honour to submit my annual report to the General Assembly on the work of the United Nations Relief and Works Agency for Palestine Refugees in the Near East for the period 1 July 1962 to 30 June 1963, in compliance with the request contained in paragraph 21 of resolution 302 (IV) of 8 December 1948 and paragraph 8 of resolution 1315 (XIII) of 12 December 1958.

The report is presented in three main parts as follows:

An introduction, which briefly reviews UNRWA's operations during the past year in the context of the goals set for the three-year mandate period just ended and outlines a programme for the new mandate period;

Part I, which gives an account of the agency's activities during the 12 months ending 30 June 1963, and

Part II, a presentation of the Agency's budget for the calendar year 1964, for consideration by the General Assembly at its eighteenth session.

Statistical tables relating to various aspects of the Agency's work are included in the annex to the report.

In submitting to the General Assembly a programme for an ensuing two years, I have laid special stress on the background to the problem of ration roll rectification and on various ways in which UNRWA could bring about further improvements to its educational system.

The Advisory Commission of the Agency has considered this report and its views are set forth in the letter of which I attach a copy. Although in drafting the report I have had the benefit of comments and advice from the distinguished members of the Commission, the report does not necessarily reflect the opinion of the Commission, and the Governments represented on the Commission do not necessarily subscribe to all the views I have expressed.

Accept, Sir, the assurances of my highest consideration.

(Signed) John H. Davis
Commissioner-General

President of the General Assembly,
United Nations,
New York.

**LETTER FROM THE CHAIRMAN OF THE ADVISORY COMMISSION
OF THE UNITED NATIONS RELIEF AND WORKS AGENCY FOR
PALESTINE REFUGEES IN THE NEAR EAST**

12 August 1963

Dear Dr. Davis,

At its meeting held on 12 August 1963, the Advisory Commission of the United Nations Relief and Works Agency for Palestine Refugees in the Near East gave careful consideration to the annual report which you are submitting to the General Assembly of the United Nations at its eighteenth session.

In the opinion of the Advisory Commission, the report accurately describes the Agency's activities during the period 1 July 1962 to 30 June 1963. It also reviews the substantial achievements of the Agency's three-year programme ending 30 June 1963 and outlines the Agency's objectives during the coming two years. The members of the Advisory Commission believe that you and the Agency can take justifiable pride in the accomplishments of this period.

Your proposed budget for the calendar year 1964 gives details of the projected rate of expenditure and of the Agency's financial position. It is clear that a shortage of the necessary funds could jeopardize the Agency's hard won successes, particularly in the field of education. The Commission is impressed by the results which you have achieved in order to secure the contribution of additional funds for this purpose and hopes that in the coming year your efforts will result in a further increase in the number of governmental and private donors.

My colleagues of the Advisory Commission join me in extending their cordial thanks for your efforts in the preparation of this report.

Yours sincerely,

(Signed) Seif ed-Din KEILANI,
Chairman,
Advisory Commission

Dr. John H. Davis,
Commissioner-General,
United Nations Relief and Works Agency,
Beirut.

INTRODUCTION

1. This annual report by the Commissioner-General of the United Nations Relief and Works Agency for Palestine Refugees in the Near East (UNRWA) has been prepared during the first weeks of the Agency's new mandate period which extends from 1 July 1963 through 30 June 1965. The report reviews activities for the last year of the previous mandate period ending 30 June 1963.

2. In his last annual report the Commissioner-General, taking cognizance of the fact that the seventeenth session of the General Assembly would need to consider the question of an extension of UNRWA's mandate, dealt at considerable length with the past record of the Agency.¹ Moreover, he supplemented that report by submitting to delegations six background papers, five of which dealt each with a particular phase of UNRWA's work during the entire period of its existence and one with an historical summary of the Agency's past operations as a whole.² In view of this

¹ Information concerning the origin of the Agency and its mission and work prior to 1 July 1961 will be found in the following annual reports and other United Nations documents:

A. Final report of the United Nations Economic Survey Mission for the Middle East (28 December 1949) (A/AC.25/6, parts I and II).

B. Report of the Secretary-General on Assistance to Palestine Refugees: *Official Records of the General Assembly, Fourth Session, Ad Hoc Political Committee, Annexes*, vol. II, p. 14 (A/1060).

C. Proposals for the continuation of United Nations assistance to Palestine refugees: document submitted by the Secretary-General to the fourteenth session of the General Assembly (A/4121).

D. Reports of the Director of UNRWA and special reports of the Director and Advisory Commission to the General Assembly:

(a) *Official Records of the General Assembly, Fifth Session, Supplement No. 19* (A/1451/Rev.1);

(b) *Ibid.*, *Sixth Session, Supplements Nos. 16 and 16A* (A/1905 and Add.1);

(c) *Ibid.*, *Seventh Session, Supplements Nos. 13 and 13A* (A/2171 and Add.1);

(d) *Ibid.*, *Eighth Session, Supplements Nos. 12 and 12A* (A/2470 and Add.1);

(e) *Ibid.*, *Ninth Session, Supplements Nos. 17 and 17A* (A/2717 and Add.1);

(f) *Ibid.*, *Tenth Session, Supplements Nos. 15, 15A and 15B* (A/2978 and Add.1);

(g) *Ibid.*, *Eleventh Session, Supplements Nos. 14 and 14A* (A/3212 and Add.1);

(h) *Ibid.*, *Twelfth Session, Supplement No. 14* (A/3686 and A/3735);

(i) *Ibid.*, *Thirteenth Session, Supplement No. 14* (A/3931 and A/3948);

(j) *Ibid.*, *Fourteenth Session, Supplement No. 14* (A/4213);

(k) *Ibid.*, *Fifteenth Session, Supplement No. 14* (A/4478);

(l) *Ibid.*, *Sixteenth Session, Supplement No. 14* (A/4861);

(m) *Ibid.*, *Seventeenth Session, Supplement No. 14* (A/5214).

E. Pertinent General Assembly resolutions:

194 (III) of 11 December 1948; 212 (III) of 19 November 1948; 302 (IV) of 8 December 1949; 393 (V) of 2 December 1950; 513 (VI) of 26 January 1952; 614 (VII) of 6 November 1952; 720 (VIII) of 27 November 1953; 818 (IX) of 4 December 1954; 916 (X) of 3 December 1955; 1018 (XI) of 28 February 1957; 1191 (XII) of 12 December 1957; 1315 (XIII) of 12 December 1958; 1456 (XIV) of 9 December 1959; 1604 (XV) of 21 April 1961; 1725 (XVI) of 20 December 1961; 1856 (XVII) of 20 December 1962.

² The titles of the papers are as follows:

A Brief History of UNRWA, 1950-1962;

recent rather full review of UNRWA's past, the present report deals only briefly with the general background and concentrates on summarizing the operations of the past year in the light of goals set in 1960 for the three-year mandate period just concluded, on outlining a recommended policy for the new mandate period and on presenting a budget for the year 1964 based on this policy.

BACKGROUND

3. The Commissioner-General believes that the picture drawn in the annual reports for the past four years of the status and plight of the Palestine refugees, their economic and social conditions, the reasons for their continued dependence on charity and their state of mind and emotions, remains generally true. The refugees are still embittered by the conviction that a grave injustice has been done to them through the loss of their homes and homeland, to which they continue to demand the right to return. In support of their plea to return they cite paragraph 11 of General Assembly resolution 194 (III), which states:

"The General Assembly . . .

"Resolves that the refugees wishing to return to their homes and live in peace with their neighbours should be permitted to do so at the earliest practicable date, and that compensation should be paid for the property of those choosing not to return and for loss of or damage to property which, under principles of international law or in equity, should be made good by the Governments or authorities responsible;

"Instructs the Conciliation Commission to facilitate the repatriation, resettlement and economic and social rehabilitation of the refugees and the payment of compensation, and to maintain close relations with the Director of the United Nations Relief for Palestine Refugees and, through him, with the appropriate organs and agencies of the United Nations."

For a complex of reasons beyond the scope of this report, this resolution, which was adopted in December 1948 and has been reaffirmed by the Assembly in each of its fourteen succeeding sessions, still remains unimplemented.

OPERATIONS DURING 1962-1963

4. During the past year, the Agency's relief operations have continued without any major change. Consistent with the relief objectives of the mandate period as a whole, expenditure on services in feeding, shelter, health and welfare for refugees in need of such assistance has remained at the *per caput* level of 1960—a level critically low for those wholly dependent on these services for existence. Even though the number of registered

Summary Data on Assistance to the Palestine Refugees (December 1948-31 December 1962);

The UNRWA Education and Training Programme (1950-1962);

The UNRWA Health Programme, 1950-1962;

UNRWA Experience with Works Projects and Self-Support Programmes: an Historical Summary, 1950-1962;

The Problem of the Rectification of the UNRWA Relief Rolls (1950-1962);

refugees increased by 35,410, the aggregate expenditure and commitments for all relief services, including internal services and administration,³ was \$25.4 million in 1962 as compared with \$26.3 million in 1961. This reduction of \$0.9 million can be attributed largely to favourable exchange rates and commodity prices (food items) and to administrative and operational economies resulting from an Agency-wide concentrated effort to this end. During the year UNRWA continued its efforts to rectify its rolls. However, owing to the generally tense political conditions which have prevailed in the Middle East, the total results have been less than had been hoped. 31,739 names having been deleted from the ration rolls in 1962 as compared with 34,189 in the previous year.

5. In 1960 UNRWA set for itself the goal of enhancing the opportunities for general education available for refugee children, in line with the policies adopted by the host countries for their own people. The degree to which the Agency has extended its general education programme since 1960 is reflected in the increase by one third in expenditures and commitments for this purpose, from a level of \$6.1 million in 1959 to an estimated \$8.2 million in 1963. In part this increase has been made possible by the policy, already referred to, of holding *per caput* relief expenditures to the level of 1960. Although UNRWA is now nearing its original goal in so far as the provision of school places for refugee children is concerned, the quality of education provided by the Agency, and especially the quality of instruction, still remains less than satisfactory.

6. The Agency also adopted in 1960 a policy of rapidly expanding its vocational and teacher-training facilities as a means of overcoming the handicap suffered by young refugees who are unable to learn skills from their parents in the traditional manner because the parents themselves are not working. The Agency's plans and goals for vocational and teacher training have been particularly ambitious in that they have involved considerable expansion into an area of education which was relatively new in the Middle East and which even required the introduction of the formal teaching of certain skills for which very little provision formerly existed within the region. During the past year, UNRWA has not only brought to fulfilment its three-year programme to expand training facilities in this field but in certain respects has even surpassed its original target. In specific terms the Agency has:

(a) Remodelled, further improved and enlarged to accommodate 392 students the vocational training centre for boys at Kalandia, Jordan;

(b) Doubled the capacity of the vocational training centre in Gaza, so that it can accommodate 368 persons;

(c) Completed and opened a new vocational training centre at Wadi Seer in Jordan with capacity for 396 students;

(d) Completed and opened a teacher-training school for men at Ramallah, Jordan, with capacity for 400 students;

(e) Planned, built and opened a new vocational training centre for 392 students at Damascus;

(f) Planned, built and opened a new vocational training centre for 396 students at Sibliin, Lebanon;

(g) Planned, built and opened a combined teacher-

training and vocational training centre for 633 girls near Ramallah, Jordan;

(h) Planned, built and opened a new training centre for men at Homs, Syria, to accommodate 192 students;

(i) Remodelled and taken over the operating expense for an agricultural training centre at Beit Hanoun, Gaza, which will accommodate 75 boys;

(j) Planned and is building a second centre at Sibliin, Lebanon, to open in the autumn of 1963, to train 264 school-teachers, vocational and handicrafts instructors, industrial foremen and telecommunications mechanics;

(k) Worked out, in connexion with the second Sibliin centre, a co-operative effort with the Government of Sweden whereby on-the-job experience and advanced training in Swedish factories are being provided for 50 prospective instructors and industrial foremen per year;

(l) Built and opened, in co-operation with the Pontifical Mission for Palestine, a centre in Gaza, where 60 blind persons receive education and vocational training;

(m) Arranged for about 400 students a year to take commercial training, nursing and pharmaceutical training, largely in centres operated by host Governments or in private institutions within the area.

7. As has been explained in previous annual reports, this expansion of vocational training has been financed almost entirely by special extra-budgetary income which has been solicited by the Commissioner-General and is supplementary to regular governmental contributions, and by increases in regular contributions from Governments earmarked for education and training. Thus the United States Government's contribution, which represents approximately 70 per cent of all Government contributions to UNRWA's budget, has for the last two years been increased by \$1.7 million for this purpose. Details of this extra-budgetary income and of these increases in regular governmental contributions are set forth in tables 26 and 27 of the annex. The total amount of extra-budgetary income received or pledged to date in support of the three-year programme is \$6.7 million. Of this sum, \$4.4 million are World Refugee Year donations and \$2.3 million consist of pledges and contributions from Governments (including technical assistance contributions from Switzerland and Sweden) and from non-governmental sources. The expanded programme of vocational training and teacher training has increased the Agency's training capacity from about 600 students in 1959-1960 to 4,500 in 1963, once all the centres are in full operation.

8. During the last mandate period the Agency increased the number of university scholarships from 371 in 1959-1960 to 544 in 1962-1963, which has had the effect of increasing the number of new scholarship recipients from 92 to 169.

RELATIONS WITH HOST GOVERNMENTS, UNITED NATIONS ORGANIZATIONS AND NON-GOVERNMENTAL ORGANIZATIONS

9. During the past year, the relationship between UNRWA and the host Governments have continued to be generally good and both parties have co-operated to meet the array of problems inherent in a period of political tension and changing governments. As in the past, the host Governments themselves have also done much to help the refugees in terms of direct assistance in education, health, welfare, administration and related services and in providing essential building sites, water and security protection. The direct cost of such services during 1962-1963, as reported by the Governments, was

³ Supply, transport and other internal services and general administration included under the heading "Relief services" in the Agency's financial statements, are in fact common costs applicable also to other parts of UNRWA's programme.

in excess of \$5.1 million, while the aggregate amount reported since 1949 exceeded \$60 million.

10. The Agency has continued to have close and cordial working relationships with other United Nations bodies. The United Nations Secretariat has been helpful in numerous problems of mutual interest. The United Nations Educational, Scientific and Cultural Organization and the World Health Organization have continued to second specialized personnel and the International Labour Organisation and the Food and Agriculture Organization have each joined UNRWA in a special study. The Agency has maintained its co-operative relations with the United Nations Emergency Force, the United Nations Truce Supervision Organization, the Office of the United Nations High Commissioner for Refugees and the United Nations Children's Fund. In addition, it has stood ready to facilitate the work of the Conciliation Commission for Palestine, as provided for in paragraph 20 of General Assembly resolution 302 (IV).

11. As in previous years, voluntary agencies in numerous countries, and particularly those agencies having functions of their own in the Middle East, have given invaluable assistance both to the refugees registered with UNRWA and to other claimants for relief. Clothing, food and many services in the fields of welfare, health and education have continued to be made available. The total value of such direct aid since 1948 amounts, as reported by the agencies, to some \$20 million. In addition, certain business firms, notably the Arabian American Oil Company (ARAMCO), have provided scholarships for university and vocational education. In particular, the Commissioner-General wishes to record his thanks for the generous response to his appeal for funds for vocational scholarships both from international and national voluntary agencies and from corporations, groups and individuals in a number of countries. (A list of contributors to the vocational scholarships fund is contained in table 26 of the annex to the present report.)

PROPOSED POLICY DURING THE CURRENT MANDATE PERIOD

12. During the spring months of 1963, the Commissioner-General, with the aid of senior staff, undertook a comprehensive re-examination of the policy and operations of UNRWA for the purpose of formulating a programme for the current two-year mandate period.

13. On the relief side of its operations, the Agency proposes to maintain expenditure on food, shelter, health and welfare at the *per caput* levels of 1960 for those refugees genuinely in need of such assistance. Simultaneously it proposes to redouble its efforts to correct and revise its rolls.

14. The question of ration roll rectification has been a chronic problem confronting the Agency since its inception in 1950.⁴ To begin with, UNRWA inherited faulty records from the temporary relief agency which preceded it. Even though, in the intervening years, some 457,000 names have been deleted from the rolls and a corresponding number of new names inserted in their place, the lists still contain substantial inaccuracies. In over-all terms these inaccuracies are to a considerable extent offset by the names of eligible refugees (mostly children) who are at present being denied rations be-

cause "ceilings" have had to be imposed on the number of ration recipients in each host country in order to maintain the solvency of the Agency.⁵

15. At the heart of this problem is the fact that in general the refugees regard UNRWA rations as their entitlement and as a recognition of their position while they await repatriation or compensation, as provided for under General Assembly resolution 194 (III). The host Governments generally recognize the need for rectifying ration rolls and support UNRWA's efforts in principle; but at the same time they press hard the case for Agency assistance for "other claimants for relief" (frontier villagers, the non-refugee residents of the Gaza Strip, and certain bedouin), a group which in total is estimated to exceed some 325,000 persons—individuals who lost all or part of their means of livelihood as a result of the same events as those which produced the refugee problem.⁶ The General Assembly has not regarded UNRWA as the appropriate vehicle of assistance for these groups and has instead urged private organizations and Governments to come to their aid;⁷ and certain of the principal contributors to UNRWA's budget have directly opposed the use of funds for that purpose. Particularly critical today is the plight of the Azazmeh tribe of bedouin in Jordan and the Sinai Peninsula, who lost their traditional grazing grounds in 1948 and whose livestock and other assets have since been almost entirely depleted, with result that they are now in a condition of dire poverty and are seriously afflicted with disease, particularly tuberculosis.

16. A principal difficulty confronting UNRWA with regard to revision of the rolls is the fact that any major effort of this type launched by the Agency tends to stimulate certain influential refugee elements to press UNRWA and the host Governments to halt the process. Augmenting this pressure is the fact that the refugees still generally suspect that UNRWA's motives for rectification are in some way connected with an effort to liquidate the refugee problem in a manner which would deny them their basic rights.

17. To date most of the effort to rectify the ration rolls has concentrated on eliminating fraudulent and duplicate cards and the cards of persons whose deaths have not been reported. In many ways the most difficult aspect of rectification, and one on which only limited progress has been made, is that of removing the names of persons who have become self-supporting. By its very nature this problem, which varies from country to country, is extremely complex.

18. It is against this background that UNRWA is now actively re-studying the whole problem of revising its rolls, with respect both to making more progress by present methods and to developing new ones. During the current year, even more than in previous years, the Agency has given concentrated thought to this matter. Assuming that a more effective policy can be developed, its implementation will still be difficult and will require both a clear understanding of the facts on the part of the refugees and a consistent, concerted and sustained supporting effort on the part of both the contributing and the host Governments.

⁵ The children who do not at present receive basic food rations do receive all other UNRWA supplies and services, including education, health care and supplementary feeding.

⁶ Their situation was described in 1955 in the special report of the director concerning other claimants for relief (*Official Records of the General Assembly*), Tenth Session, Supplement No.15.A (A/4978/Add.1).

⁷ See General Assembly resolution 916 (X) of 3 December 1955.

⁴ See further *The Problems of the Rectification of the UNRWA Relief Rolls (1950-1962)*, issued by UNRWA in October 1962.

19. Certain aspects of UNRWA's services, while maintained at the same *per caput* level, are being re-examined with a view to extending their benefits to needy persons on a selective basis, to the extent that the Agency's over-all financial position will permit. In this category are such services as remedial treatment and training for crippled and blind persons and certain community development services such as youth leadership training (including scouting), sewing, cookery and handicraft instruction for refugees of low literacy status and child care training for young mothers. In the opinion of the Commissioner-General, these welfare activities are highly important in that they have the effect of improving the refugee as an individual by reducing the corroding effects of refugee life on young people who are not productively engaged and who do not receive vocational or teacher training or university education. Further, activities of this kind (except for assistance to the crippled and the blind) cost but a fraction of the more formal vocational or university training. Therefore, it is the earnest hope of the Commissioner-General that during the current mandate period it will be possible to maintain all these activities at their present level and, if funds become available, modestly to increase some of them, on a selective basis, in response to pressing need.

20. The standards of the Agency's health services continue to be closely related to, and to proceed parallel with, those which the host Governments make available to their own nationals. While holding *per caput* health expenditure near the level of 1960, UNRWA is striving to improve its preventive health services, with particular emphasis on a more comprehensive health protection programme for children under six years; instruction in schools in good health practices; in-service training of personnel engaged in disease prevention and health care; and more adequate environmental sanitation measures in the Agency's camps. The extent to which these objectives can be attained will depend on UNRWA's ability to make offsetting savings in its health programme in general and to obtain special donations for such purposes.

21. In general, the educational policy and programmes of the Agency during the new mandate period will be a projection of those initiated and developed during the past three years. In this connexion, the Commissioner-General wishes to draw attention to the fact that in the field of education, above all others, UNRWA is striving to give significant support to the aims and objectives of the United Nations Development Decade.

22. The Agency's primary purpose during the next two years with respect to vocational and teacher training will be to strengthen and improve the programme within existing institutions. This will include the improvement of standards of instruction and of equipment and facilities, and a stricter selection of students. Simultaneously, the Agency will continue to survey development trends within the Middle East in order better to plan its combination of courses and to guide students and graduates more effectively through vocational counselling. Further, the possibility is now under study of using some of the Agency's existing training facilities in the Gaza Strip on a double-shift basis, by introducing late afternoon and evening courses for non-resident students. Since all residents of the Gaza Strip are Palestinians and have little opportunity for vocational training except at UNRWA centres, the Agency would consider admitting non-refugee youth to second-shift classes in its centres if suitable sources of supplemental funds com-

pletely outside UNRWA's budget could be found. Should such an experiment prove successful in the Gaza Strip, the possibility of extending the scheme to Jordan will be examined. A further possible new development, similarly dependent on the availability of special contributions for the purpose, would be the establishment of a second combined teacher and vocational training centre for girls, along the lines of the centre now operating in Ramallah, Jordan.

23. During the present mandate period UNRWA hopes to be able to increase the number of its university scholarships by the award of 50 additional scholarships each year.

24. The Agency's programme of general education is still in the process of development and during the two-year period under consideration three major problems will have to be solved. First, there is the need to provide adequate facilities to meet the rapidly increasing number of students. This increase is currently being accelerated by the fact that a higher percentage of all children enter school and remain there for the duration of the courses at present available to them. Second, there is the problem of keeping Agency education in phase with that of host Governments in terms of educational standards and years of training. Here, obviously, the answer lies in continuing to work along the general lines already developed, but with intensified effort and in still closer collaboration with host Governments. The third major problem, closely related to the second, is the need to improve the quality of general education, particularly through up-grading the qualifications of UNRWA's teaching staff and through widening and improving the curriculum of its schools.

25. The present deficiencies in the quality of the general education provided by UNRWA derive from a number of factors. The Agency has been operating as an emergency agency for thirteen years, and always on the basis of short-term mandates. Meanwhile, the number of children in its schools has grown from some 30,000 in 1950 to over 145,000 in 1963.⁸ To cope with this situation, UNRWA has had to recruit its staff on the basis of the teachers available. Because the host countries (as well as the surrounding countries) have been faced with a similar problem, competing demands for well-qualified teachers have far outrun the supply. The result has been that UNRWA has had to resort to recruiting many teachers below that level of training and experience which should be regarded as even minimal. This competition for good teachers has increased with passing years and hence the problem has tended to grow worse rather than better.

26. In the past UNRWA has offered limited summer courses to its teaching staff and many enterprising teachers have resorted to self-improvement methods. Even so, the level of instruction today is still unsatisfactory. The recent recruitment of students for UNRWA's new vocational and teacher-training centres has served to focus attention more pointedly than ever on this deficiency—particularly in terms of the lack of competence of refugee students in language, mathematics and science subjects. Moreover, it is clear that unless remedial measures are begun now, this situation will gradually undermine the effectiveness of the Agency's vocational and teacher training programme, in that the quality of

⁸ In addition to the 145,000 refugee children in UNRWA schools, some 46,000 children attend private or government schools through grants-in-aid or allowances paid by the Agency.

newly recruited students will be sub-standard, even though UNRWA selects the best candidates available.

27. It is therefore proposed that during the present two-year mandate period the Agency give high priority and emphasis to improving the qualifications of its teaching staff. This it intends to do by recruiting new teachers in so far as possible from its own teacher-training centres, and by developing an effective in-service training programme to assist teachers who are already employed but insufficiently trained, to overcome their deficiencies and attain certification while still performing their regular duties in the classroom. This, of course, is a problem common to many countries and, therefore, one on which much work has been done. During the past several months UNRWA's Department of Education has been reviewing alternative ways of obtaining this objective, with the result that it now plans to establish an educational institute whose first aim will be the in-service training of teachers through modern techniques. Since the host countries have the same problem in varying degrees, UNRWA is seeking to develop methods which are in harmony and fully co-ordinated with those in these countries.

28. A parallel need in the area of general education is to widen and improve the curriculum of Agency schools, in particular through the improvement of equipment and facilities for the teaching of science subjects, and the introduction of classes for girls in home economics. A recent special Government donation will enable the Agency, during the current mandate period, to introduce the teaching of such skills as sewing, cooking, and child care in preparatory schools for girls in the Gaza Strip. To the extent that funds for such a purpose become available, UNRWA will attempt to introduce these subjects in its preparatory schools for girls in other host countries and to improve the curriculum of its schools generally.

FINANCES

29. A combination of several factors (favourable basic commodity prices and exchange rates, a good response to appeals for special contributions, very tight budgetary controls and the postponement of a number of budgeted items) enabled the Agency to keep its total expenditure and commitments during 1962 very nearly at the level of its total income for that year.

30. For 1963, however, the prospect is for a considerable budget deficit. Although the Agency is striving to hold total relief services expenditure for the year at the 1962 level, advances in the prices of sugar, rice and pulses will make this task difficult; as of 1 July 1963, estimated expenditure for relief services for the year was \$25.5 million, compared with just under \$25.4 million in 1962. Further, an increase in the number of children attending school and the filling of the new vocational and teacher-training centres are unavoidably leading to increased expenditure which is yet far from being matched by increased income. A careful projection of the Agency's financial position as of 31 December 1963, based on income and expenditure data available as of 1 July, indicates that UNRWA will run a deficit in 1963 which will amount to at least \$0.8 million and could be as much as \$2 million, the amount depending in large measure on the extent to which the Agency is able to claim the pledge of the United States Government as a result of the receipt of matching contributions from other Governments.

31. For the year 1964, as explained in part II of the present report, UNRWA proposes to expend the aggregate sum of \$38 million, made up of \$25.5 million for relief services (food, medical care, shelter, welfare and internal services, and general administration), \$8.9 million for general education and \$3.6 million for vocational and university education.

32. The budget of \$25.5 million for relief services is virtually the same as the estimated expenditure under this heading for 1963, as compared with the \$25.4 million actually expended or committed in 1962. The Agency's ability to carry out the desirable improvements mentioned above in certain health and social welfare fields will, of necessity, depend in large measure on its success in obtaining special contributions for such purposes.

33. The budgeted amount of \$8.9 million to be expended for general education in 1964 (as compared with \$7.5 million in 1962 and an estimated \$8.2 million in 1963) reflects not only the necessity to provide for normal population increase but also the Agency's intention to improve the quality of general education in UNRWA schools, particularly through the improvement of the qualifications of its teachers by means of in-service training.

34. The amount of \$3.6 million (compared with \$2.7 million in 1962 and \$2.9 million estimated expenditure in 1963) shown in the budget for vocational and university education in 1964 represents basically only the funds required to operate the Agency's existing centres (most of which will then be at full capacity), to continue its programmes of vocational and teacher training outside its centres, and to provide a modest increase in the number of university scholarships. Should special contributions be received for building additional training centres, or for making additional use of existing centres, the Commissioner-General would propose to increase the budget accordingly.

35. During recent years the regular contributions to UNRWA from Governments have averaged approximately \$33.5 million per year. If one adds to this the approximately \$1 million annually obtained from regular miscellaneous income, the total will fall short of budgeted needs by \$3.5 million. Even if, in 1964, the Agency were to succeed in raising some \$1 million from extra-budgetary sources, as it will attempt to do, it would still fall \$2.5 million short of its budget.

36. Parenthetically, the Commissioner-General invites the attention of Governments to the inherent difference in the nature of the Agency's expenditure for food, shelter and clothing and of that for education and certain health and welfare activities. Whereas any significant progress towards a solution of the Palestine refugee problem should have the effect of correspondingly reducing the needs of the refugees in respect of those items (food, shelter and clothing) which constitute the essence of the relief programme, their needs with regard to education, preventive medicine and certain forms of curative medicine and social welfare assistance of a community nature would, even in these circumstances, continue to exist; and it seems probable that the costs involved would remain of about the same order as those of the services which UNRWA now provides.

37. Approximately three-fifths of UNRWA's aggregate expenditure is for types of services which local Governments render to their own citizens (health services, social welfare and individual assistance, education

and training) and two-fifths (mostly food, shelter and clothing) of a type which such citizens provide for themselves. Since UNRWA's major direct relief expenditure is for food rations, the largest potential for savings is in this category.

CONCLUSION

38. The date 30 June 1963 marks the end of a three-year mandate period in the life of UNRWA, as well as the end of the year under review in the present report. For the Agency these three years have brought to fruition an ambitious programme of educational expansion which has almost eliminated the margin between general educational opportunities for refugees and those which exist for the native children in host countries, expanded the Agency's capacity for vocational and teacher training for refugees by more than 700 per cent and nearly doubled the number of scholarships available for university attendance by refugees. In 1962, relief costs were \$900,000 below those of 1961, even though the *per caput* service was maintained at the same level. Internally the Agency's operations were further decentralized, with a resulting gain in efficiency and improvement in the relations with host Governments. While the annual receipts in the form of regular contributions from Governments remained virtually constant, during the period UNRWA succeeded in obtaining extra-budgetary funds in the amount of \$6.7 million—a sum that exceeds the total cost of constructing and operating the expanded vocational and teacher training units to 30 June 1963.

39. Looking forward to its new two-year mandate period, UNRWA proposes to place top priority on the

improvement of operations in its existing vocational and teacher-training centres; the provision of general educational opportunities for refugee children at a level comparable to that offered in host countries to the indigenous population; the maintenance of its relief services at current *per caput* level for those refugees still genuinely in need of relief; and the rectification of registration rolls. In its effort to raise the level of general education, the Agency will place strong emphasis on in-service training for teachers whose present qualifications are below established host country norms. In general UNRWA is aware of the pressure for over-all economies which exists within the contributing countries and will strive to increase the proportion of available funds devoted to educational purposes by the elimination, if necessary through the introduction of new policies and methods, of any relief provided to those not genuinely in need of it.

40. Regarding broader issues, the problem of the Palestine refugees remains as intractable as ever. In the past year no definite progress has been made towards a settlement, no significant effect has been given to paragraph 11 of General Assembly resolution 194 (III), nor has there been any sign that the feelings and emotions of the peoples directly concerned are growing any less intense. The whole issue of Palestine continues to complicate seriously almost every aspect of progress in the Middle East, as well as the relationship which this region has with the outside world. In such circumstances there can be no expectation that the need for services of the kind now provided by UNRWA will appreciably diminish, at any rate during the Agency's current mandate period.

Part I

REPORT ON UNRWA OPERATIONS, 1 JULY 1962 – 30 JUNE 1963

41. The present part of the report describes UNRWA's main activities during the year ending in June 1963. Supplemental information on the estimated expenditure for each activity in the calendar year 1963 and the actual expenditure in 1962 will be found in part II of the report, which presents the budget for the year 1964.

A. The provision of relief

42. A prerequisite of the Agency's three-year programme to expand as rapidly as practicable general education and vocational training was that the relief programme should be held to the same *per caput* levels as in 1959. The past year, therefore, saw no change in the pattern of relief services though, as a result of the natural increase in the refugee population, the number of persons receiving full UNRWA assistance, including basic food rations, continued to grow, rising from 877,888 in June 1962 to 882,074 in June 1963; while the number of the refugees registered for various types of assistance but no rations increased during the same period from 296,872 to 318,636, bringing the total of refugees registered with UNRWA on 30 June 1963 to 1,210,170. Statistics giving the numbers of refugees, their distribution according to age, country of residence and the categories of UNRWA services to which they are entitled, and changes in the composition and entitlement of refugee families, will be found in tables 1 to 4 of the annex.

ELIGIBILITY AND REGISTRATION

43. The Agency's continued efforts to rectify its rolls have met with only moderate success. In all, 31,739 names were cancelled from the ration rolls, as compared with 34,189 in 1961-1962. The basic reasons for this relatively slow progress are summarized in the introduction to the present report. Specifically, the year under review was a particularly unfavourable period, as political tension and the resulting frequent changes of government personnel made headway more than usually difficult.

44. In Jordan, in line with former practice, the name of an eligible refugee (usually a child) was added to the rolls in the place of each name eliminated; even so, as of the end of June 1963, a backlog of over 168,700 children, entitled according to the Agency's regulations to receive rations if their families are needy, were still on the waiting lists. If present budgetary limitations continue, the names of these children can be added to the rolls only if it proves possible to revise the lists of ration recipients in a far more thorough and effective way than has been practicable up to the present.

45. The problem has two aspects—on the one hand, the cancellation of false and duplicated registrations and of the names of persons whose deaths have not been reported; on the other hand, the elimination of those persons who are working and no longer in need, either for themselves or their families, of food distributed

through international charity. The Agency is currently investigating all the anomalies and suspect cases which a systematic cross-checking of registration data is revealing, and looks forward with some confidence to the elimination in the relatively near future of most of the false registrations, unreported deaths and duplicated cards. The problems of cancelling the rations of those who have sufficient income to support themselves and determining the income level at which this should be done are, however, far more complex and delicate.

BASIC RATIONS

46. Approximately 31 per cent of the Agency's budget is devoted to the primary task of supplying and distributing basic commodities to the 882,074 refugees entitled to receive rations. During 1962-1963, the Agency distributed some 99,390 tons of flour and 29,170 tons of other foodstuffs. The basic ration consisted, as in the past years, of flour, pulses, sugar, rice, and oils. It provides 1,500 calories per day in summer and 1,600 in winter and a total vegetable protein content of approximately 42 and 44 grammes. The refugees themselves of necessity struggle to supplement this monotonous and very limited diet by the addition of a few vegetables, eggs and even small quantities of meat, which they either produce themselves or buy if they are fortunate enough to have earnings.

47. During the past winter, the Agency suddenly faced a threatened disruption of its supply services, caused by the longshoremen's strike in the United States and the simultaneous severe weather in Europe, which tended to reduce the quantity of goods procurable in that area. Despite this, the flow of basic supplies for the refugees was maintained without significant interruption, although certain items had to be procured on an emergency basis from overseas and from local sources at some additional cost. In order to strengthen the supply pipeline position against such hazards in the future, arrangements are being considered to store locally an additional month's stock of flour and certain other commodities.

CAMPS AND SHELTER

48. The steady increase in the number of refugees living in the Agency's fifty-seven camps has continued. By 30 June 1963 the camp population totalled 470,282 as compared with 456,400 in June 1962. In general the camps are overcrowded, owing not only to the natural increase in the population but also to the tendency of refugees who do not officially live in the camps to press into them or settle on their outskirts in order to be close to UNRWA schools, feeding and distribution centres and other installations. Present plans include the establishment of a new, medium-sized camp in Jordan, currently under negotiation with the Government authorities, and the extension of two camps in Lebanon to include a further 950 shelters, in order to provide accommodation for refugees now living in extremely

distressing conditions. (Statistics on the number of refugees in UNRWA camps according to country of residence will be found in table 5 of the annex.)

49. Despite the increase in the number of refugees who live, or would like to live, in camps, the scope and volume of the shelter construction programme has continued to decrease, owing to the difficulty of obtaining land for camp construction in Jordan and Lebanon and to UNRWA's own budgetary limitations. Priority continued to be given to the building and maintenance of shelters for elderly refugees and families suffering special hardship. At the same time the policy of encouraging the refugees in general to contribute their own labour and materials is being extended, for example, by providing roofs or roofing grants for those huts whose walls have been built by the refugees themselves and at their own expense.

CLOTHING

50. The refugees' clothing needs were supplied by donations of used garments from the eighteen voluntary agencies listed in table 8 of the annex. Each refugee entitled to food rations and children registered for services received on the average 1.6 kilogrammes of used clothing and the total amount shipped was 1,400 tons. The voluntary agencies have continued their helpful efforts to secure from their contributors articles generally suited to the needs of the refugees, though clothes for men and boys are still in short supply. Second-hand shoes are no longer accepted because of the high freight rates. Sums formerly spent on shipping costs of shoes are now used to order from refugee shoemakers new shoes for individual refugees in special need. The preparation of individual family bundles of clothing is carried out by the local staffs of the Lutheran World Federation, the Pontifical Mission, the Mennonite Central Committee and the Near East Christian Council and its subsidiary groups.

B. Social welfare and individual assistance

51. In addition to its endeavours to prepare the younger generation of refugees, through education and vocational training, to play a useful and constructive role in life, UNRWA is fostering a number of other activities which aim at improving the refugee as an individual and making him self-respecting and constructive through the development of his latent abilities. The result shows heartening evidence that the vitality and ambition, particularly of the younger refugees, have not been lost in the corroding atmosphere of a decade and a half of refugee camp existence.

ADULT TRAINING COURSES

52. The Agency has continued to provide short training courses in sewing for women and wood-work for men. During the year, 2,047 young refugees successfully completed such courses at an average cost to UNRWA of only \$40 per person. Except in the Gaza Strip, each trainee pays a token monthly fee equal to twenty-five United States cents.

53. The one-year wood-work courses are planned to equip young men to do odd carpentry jobs in the camps or to begin apprenticeship employment. So far, seven courses are in existence and it is hoped to increase the number if funds become available. The six-month sewing training courses for girls are so popular that each year their number has increased as funds permitted. During the past year three additional centres

were opened in camps, bringing the total number up to forty. On completing the course, the young women are able to make clothes for themselves and their families, neighbours and friends. Cookery classes, emphasizing domestic hygiene and the preparation of low-cost meals, will be added to each course during the coming year. Next year, as a new departure, some of the centres will be open in the afternoon to enable the women to meet for literacy classes, instruction in hygiene and various recreational activities.

TRAINING OF THE HANDICAPPED

54. In October 1962, the first institution in the Gaza Strip for training the handicapped was opened. The Pontifical Mission Centre for the Blind was first planned by UNRWA, which secured the joint participation of the Pontifical Mission for Palestine, the United Arab Republic authorities in Gaza and the Director of the Zeitoun Demonstration Centre in Cairo. The Centre trains and educates sixty blind persons and operates a home-visiting service for older blind people. The Pontifical Mission donated the building costs and underwrote the operational costs for the first two years. The agency's contribution has been to prepare the plans, supervise the building of the centre and act as a central co-ordinating entity.

55. During the past year, 125 other handicapped youngsters continued their education and training in eleven institutions in the Middle East. At the conclusion of their training, which is usually of five years' duration, UNRWA attempts to assist them in becoming productive. Refugee parents, at first reluctant to allow their children to be taken from home and trained in an institution, are now eager to submit applications and the waiting list outnumbers the available funds.

YOUTH ACTIVITIES

56. The Agency's youth programme, now in its fourth year, is firmly accepted by the refugees as a beneficial force in camp life, not only because of its effect on young people but also because of its impact on the camp community as a whole. Planned as a programme to combat idleness, it is now producing opportunities for the growth of the individual and encouraging in the young men a sense of responsibility and the concept of co-operating for the community good. During the year, refugee volunteers have been selected to take the place of paid staff members as supervisors of the thirty-eight youth activity centres. Each of the centres is run by a series of committees made up of members responsible for administration, community service and cultural, recreational and sports activities. As a result of a successful experiment in 1962, when summer programmes were organized for some thousand boys between the ages of eleven and sixteen, a year-round programme for boys of this age-group living in thirty camps has been developed under the leadership of present youth centre members. The programme features such activities as outdoor games, training in sports, nature hikes, scouting, first-aid instruction and handicrafts.

57. The World Alliance of YMCA's continues to be responsible for the leadership training programme for refugee youth, for which it pays half the expenses, UNRWA paying the remainder. The courses, formerly all held at Broumana in Lebanon, will now also be held in Jordan and Gaza and plans are under way for the organization of a sports training camp in the Syrian

Arab Republic. This decentralization of the programme will enable a larger number of young refugees to be trained, at less cost, for leadership in various youth centre activities.

58. As part of its Youth Programme, the Agency during the year has encouraged the formation of Boy Scout troupes in camps where qualified Scout leaders could be found. Three Sea Scout crews were formed in the Gaza Strip, rover companies are being organized in eight camps in Jordan and plans for scouting activities are underway in the Syrian Arab Republic. A start is also being made with the formation of Girl Guide companies in Jordan, Lebanon and the Syrian Arab Republic.

CO-OPERATIVES

59. As a result of UNRWA's encouragement and technical advice, backed up by some initial financial assistance, the refugees have formed and are successfully running fifteen co-operatives in such fields as agriculture, poultry farming, bread-baking, soap-making and mat-making. In addition, eight other self-help projects are in operation. In Jordan, the co-operatives now receive guidance from the recently formed Co-operative Section of the Ministry of Social Affairs. During the period under review, thirty-two savings co-operatives have been established in schools, for the most part in Jordan. In the coming school year, the establishment of "canteen" co-operatives for school supplies will be encouraged. Table 7 of the annex gives details of the various refugee co-operatives in UNRWA camps and installations.

PRE-SCHOOL PLAY CENTRES

60. Upon the initiative of certain refugees and financed by the UNRWA Women's Auxiliary and the soldiers of the United Nations Emergency Force, twelve play centres have now been set up in the camps for some 1,300 refugee children under six years of age. Three of these centres are in Jordan, two in Lebanon, one in the Syrian Arab Republic and six in the Gaza Strip. The centres provide a happy, cheerful atmosphere and some kindergarten training for small children who would otherwise be confined to small huts or be playing in dusty camp roads; additionally, they free the refugee mothers for other duties during the morning hours. The refugee parents contribute towards the salaries of the staff in charge of the centres; all other expenses, including building costs, come from outside donations.

CASE-WORK AMONG INDIVIDUALS

61. Each year UNRWA gives special help to thousands of the most needy refugees who, owing to age, infirmity or some other disability, are in need of emergency assistance of some kind. A recent Agency check has revealed that old people above the age of sixty-five form 39 per cent of such hardship cases; widows with young children another 20 per cent, while the remainder are for the most part families with a member who is chronically ill or otherwise disabled. The survey also showed that the number of refugee families in urgent need of special assistance is almost double the number of those whom the Agency now has the means to help. Ways are therefore being studied for re-distributing available resources, such as used clothing and blankets, so that a larger proportion goes to the most needy refugees. During the period under review, assistance was given on the same scale as in the previous year to some 11,800 families, while in addition over 29,000 families received special issues of clothing and blankets.

Agency welfare workers have also given advice on personal problems, helped sixty-one refugees to rejoin their families, some for the first time in fifteen years, and placed forty-one elderly refugees and 117 orphans in thirty-six local institutions, where the majority are taken care of at no cost to UNRWA.

PLACEMENT ASSISTANCE

62. The Agency's Placement Service is in the process of being revised in the light of the expansion of the vocational and teacher-training programme. During the past year, assistance to refugees seeking jobs has continued on the same modest scale as in previous years.

LOANS TO REFUGEES

63. Under its three-year plan, UNRWA budgeted for individual assistance in the amount of \$500,000 and in fact received \$343,000 from the United Kingdom Committee for World Refugee Year for this purpose. The Agency has used this sum to purchase additional capital shares in the Jordan Development Bank, to permit the Bank to issue special low-interest loans to selected refugees or groups of refugees who need capital in order to become self-supporting, but who may not be able to offer the degree of security normally required by a commercial bank. The criterion of such loans is the soundness of the project's development prospects, coupled with the known honesty and industry of the borrower. So far approval has been given to thirteen such loans, totalling \$184,800 and twenty-three others, totalling \$190,400, are under consideration. During the same period, the Bank continued its established policy of making loans to Jordanian firms who undertook to employ refugees and thirty-four loans, totalling \$267,117, were thus issued. It is estimated that, since the inception of the Bank, some 3,440 refugees have achieved self-support and self-respect through this means. Allowing for a minimum of four persons per family, it can be assumed that some 14,000 refugees have been assisted by this type of loan. In spite of the economic hardship caused in Jordan by several years of severe drought, the rate of repayment on all types of loans has been satisfactory. All instalments falling due before July 1955 have been fully repaid; some 70 per cent of the amounts which have fallen due since then has been repaid and the Bank anticipates that the remaining 30 per cent will eventually be paid in full.

C. Health services

64. No major change has taken place during the year in the level of standards of the Agency's health services. The total estimated expenditure in 1963 on preventive and curative services, including services and benefits provided under the environmental sanitation programme and also under that of supplementary feeding and milk distribution, is \$5.3 million, as compared with \$5.2 million expended in 1962. This means that the improvements mentioned below were largely made possible by economies resulting from better organization and administration and the co-operation of the host Governments.

65. Although a substantial proportion of available funds was spent on the curative programme, an increasing emphasis was given to preventive services, particularly in respect of the four main priorities established for 1963 namely (a) a more comprehensive health programme for children under six, (b) health education in schools, (c) in-service training of personnel and (d) environmental sanitation in camps. The World Health

Organization continued to support UNRWA in the technical direction of its health services through the secondment of certain senior staff, including the Agency's Director of Health. The UNRWA/WHO Agreement was extended by the 16th World Health Assembly until the end of the Agency's present mandate.

66. The Agency's health programme continues to be carried on in harmony with those of the host Governments, by means of regular meetings between Agency field health officers and officials of the national health ministries, to exchange information and ensure co-ordination. Within UNRWA, the orderly planning and execution of the health programme was improved by regular meetings held at the Health Department Headquarters and by an intensive schedule of field visits. A number of technical instructions on the treatment of current diseases and on serological tests were published or under preparation. Medical services in all four host countries were the subject of a comprehensive audit and corrective action is being taken wherever indicated.

67. Generous assistance continued to be received from the host Governments and from universities, voluntary societies, private firms and individuals. This has taken the form of the provision of personnel, free hospital and laboratory facilities, services in maternal and child health centres, medical supplies, vaccines, layettes, and supplementary food items, and of help in mass immunization campaigns and nutrition surveys. Monetary contributions have been received by the rehabilitation through physical training of crippled children, and certain voluntary societies have continued to maintain a programme, now of some years' duration, under which a series of orthopaedic surgeons visit Jordan according to a carefully planned schedule. Funds have also been received for scholarships for refugee students, particularly in basic nursing education, while other donations have been used to improve clinic premises and to purchase equipment.

CURATIVE AND PREVENTIVE MEDICAL SERVICES

Clinics, hospitals and laboratories

68. In the past year the Agency operated or subsidized 103 static and 11 mobile clinics. The static clinics provide both curative and preventive services, including doctors' consultations, dressings, injections, eye treatments, dispensing of medicines, maternal and child health care, dental attention and health education. An administrative reorganization at certain locations in Lebanon, Jordan and the Syrian Arab Republic has permitted the more economical and efficient use of medical personnel leading to an improved service. A polyclinic has been established in Amman, Jordan, where treatment is available for all adult refugees living in that town and in the surrounding camps. In general, clinic maintenance and replacement have been continued within budgetary limitations and established standards of medical services maintained. As may be seen from table 10 of the annex, a normal average of 5.8 visits per refugee were paid to the clinics during the year.

69. The Agency's hospital policy continued to be one of using local facilities, where available, by subsidizing beds in institutions operated by Government or local authorities, universities, voluntary societies or private individuals. At present the only hospitals operated directly by UNRWA are two tuberculosis sanatoria (one in conjunction with the Government authorities), one cottage hospital and one small camp hospital. The number of hospital beds maintained by, or reserved for, the

Agency was reduced from 2,035 in 1962 to 2,001 in 1963, the decrease being due mainly to the closure of one small camp hospital and to a reduction in the number of beds subsidized in a private sanatorium. Two new wards added by the Agency to the Bureij Tuberculosis Hospital in Gaza have relieved the previous overcrowding in the other wards of the hospital without increasing its total bed capacity. Considerable attention was paid to plans for the transformation of the present Augusta Victoria Hospital in Jerusalem into a reference hospital with corresponding adjustments in the number of beds subsidized in other hospitals. This proposal, the preparation of which has reached an advanced stage, should result in substantial savings without affecting standards of medical care. In general, satisfactory services have been maintained in the hospitals and an adequate number of beds have been available. Table 11 of the annex summarizes the hospital facilities available to the refugees.

70. Laboratory services covering diagnostic, clinical and public health needs were provided by Government, university or private laboratories, in certain instances free of charge but mostly on a flat payment or service cost basis. The Agency continues to operate one central laboratory in the Gaza Strip and two small clinical laboratories in Lebanon. Table 12 lists the most significant laboratory tests carried out during the year.

71. The bulk of medical supplies continues to be purchased by the Agency through UNICEF on a world-wide basis, though increasing use is being made of local facilities wherever the prices obtained are favourable and the time of delivery shortened. New accounting procedures have been introduced in Agency clinics and hospitals which permit a stricter control of the use of medical supplies. The UNRWA Medical Formulary has been reviewed and amended, and a new edition has been published.

Control of communicable diseases

72. The number of cases of communicable diseases recorded among the refugee population during the year is shown in table 13 of the annex, from which it will be seen that communicable eye diseases and dysentery constitute the bulk of infections, followed by the infectious diseases of childhood, such as measles, chickenpox, whooping cough and mumps. The advent of potent chemo-therapeutic agents has much facilitated the treatment of communicable eye diseases. In the Syrian Arab Republic, two successful seasonal campaigns have been carried out among schoolchildren by the teachers, under the supervision and guidance of the school medical officer. A pilot scheme has been completed in the Gaza Strip with encouraging results and a similar scheme is planned in Jordan. There has been a slight increase in the reported cases of poliomyelitis and a moderate increase in the incidence of infectious hepatitis. The number of reported cases of the enteric group fevers and of tuberculosis shows a sharp decline. A small outbreak of cutaneous leishmaniasis has occurred in Ein El Tal near Aleppo in the Syrian Arab Republic. There has been little change in the reported incidence of syphilis and that of gonorrhoea is low. Very few cases of diphtheria and cerebro-spinal meningitis have occurred, while no case of the six "Convention" diseases (smallpox, plague, cholera, yellow fever, epidemic typhus and louse-borne relapsing fever) has been reported. In the Gaza Strip there has been a considerable decrease in the number of malaria cases reported as compared with the

previous year and in all cases the source of infection was believed to be exogenous. In Lebanon two limited outbreaks involving a few refugees occurred amongst the local population, one in the late autumn and the second in the following spring but in a different place. A similar outbreak involving one refugee occurred in the Syrian Arab Republic, while in Jordan four cases were diagnosed. The situation in all these areas continues to be kept under observation by those responsible.

73. The Agency has continued its programme of active immunization against diphtheria, whooping cough, tetanus and the enteric group fevers. Smallpox mass vaccination campaigns have also been conducted, generally in co-operation with the health ministries of the host countries. An immunization campaign against poliomyelitis, using oral vaccine, has been carried out by the Government authorities in the Gaza Strip for children under six. In Jordan and the Syrian Arab Republic Salk vaccine has been provided by the health ministries for a limited number of children.

Tuberculosis control

74. Hospital facilities and out-patient services continued to be maintained or subsidized by the Agency. In Jordan, the Syrian Arab Republic and the Gaza Strip, such services are closely integrated with those of the Governments concerned. The present trend in favour of domiciliary as opposed to institutional treatment has been reflected in the decreasing need for hospital beds, which has permitted the Agency to reduce substantially the number of beds maintained or subsidized in Lebanon, Jordan and the Syrian Arab Republic. At the invitation of the UNRWA Director of Health, the WHO Regional Adviser on Tuberculosis visited the Gaza Strip to advise on the present tuberculosis control programme operating in that area. Her findings and recommendations are at present under study by the Agency and by the Government health authorities.

75. Adequate medical supplies have been provided and in addition all out-patients under treatment are given double basic rations on the recommendation of the supervising tuberculosis specialist.

Maternal and child health

76. Maternal and child health services continued to be provided substantially at the same rate and standard as during the previous year. The eighty-three centres in the four host countries serve each of the Agency's organized camps and other localities where large numbers of refugees are found, and are for the most part attached to UNRWA clinics. Supervision and guidance are given to mothers before and after delivery, layettes are issued and supplementary rations authorized. Infants under two years of age are kept under monthly supervision and given prophylactic immunizations against smallpox, diphtheria, whooping cough, tetanus and the enteric group fevers.

77. Since gastro-enteritis is common among infants and young children during the warm weather, a special menu with appropriate medication for the maintenance or restoration of electrolyte balance and of body fluids is provided for all cases referred by the treating medical officer. In addition, a number of pilot daytime rehydration centres were operated in Jordan, the Syrian Arab Republic and the Gaza Strip for the treatment of infants and young children suffering from gastro-enteritis with an associated mild or moderate dehydration, or nutritional disturbance.

78. The school health programme includes the examination of school entrants and the follow-up of special cases, immunization campaigns in schools, surveys of diseases especially prevalent among schoolchildren (ringworm infections, acute eye infections, ankylostomiasis) and of nutritional status; and the sanitary inspection of school premises. The Agency maintains two school teams in Jordan and one in each of the three other host countries.

Nursing services

79. In addition to the nursing staff employed in clinics and hospitals subsidized by UNRWA, 153 nurses and 317 nursing auxiliaries were employed by the Agency in its preventive and curative services. Their contribution to the health programme continued to be of paramount importance, particularly in the fields of maternal and child health, school health, home visiting, tuberculosis and over-all disease control, health education, mass immunization campaigns and the care of the sick in clinics and hospitals.

Health education

80. Health education of the refugees has continued on the general lines established during previous years. A special summer programme is concerned with environmental sanitation, domestic and personal hygiene and the prevention of common summer diseases, such as gastro-enteritis and infective eye conditions; while a winter programme covers specific aspects of nutrition and the Agency's related programme of supplementary feeding, special diets, school milk and the distribution of milk to vulnerable groups. Use is made of health committees, particularly in schools, and of lectures, discussions, demonstrations, exhibitions, competitions, health films, flannelgraphs, film strips, pamphlets, posters and a health calendar. Steps have been taken to integrate health education into the training curriculum in the Agency's teacher-training centres.

NUTRITION AND MILK AND SUPPLEMENTARY FEEDING PROGRAMME

81. Since the basic rations given to the refugees are dietetically inadequate, vulnerable groups such as infants, young children, and expectant and nursing mothers have been nutritionally protected, as in the past, through the milk and supplementary feeding programme. The Agency provides a daily issue of whole milk/skim milk mixture for babies from six to twelve months of age, and for non-breast fed infants under six months of age. An issue of skim milk is made on six days a week to children from one to fifteen and to mothers from the fifth month of pregnancy to the end of the twelfth month after delivery. Through the school milk programme, a daily issue of skim milk is made to all schoolchildren up to the age of twelve. A programme of "open feeding" has been introduced, under which nutritionally balanced hot meals are made available, within a total ceiling of 50,000 beneficiaries, to all children under six years of age living near supplementary feeding centres and, on medical selection, to schoolchildren. Previously the hot meals, which are provided on six days a week, had been given to children under six only on medical recommendation. Special diets are provided for severely under-nourished children and for those suffering from diarrhoea. Vitamin A and D capsules are issued to those attending supplementary feeding centres and to elementary schoolchildren. On medical certification, extra dry

rations are issued to expectant and nursing mothers and to tuberculous out-patients.

82. The programme has been organized to include four additional milk and supplementary feeding sub-centres in the Gaza Strip and three in Jordan. To prevent as far as possible sales of liquid milk by the refugees, the issue of milk through milk centres is now made only on presentation of the family ration card and the corresponding skim milk card; this has resulted in a considerable decrease in issues, especially in the Gaza Strip and in Jordan. Attendances under the school milk programme, where children drink milk on the spot, have considerably increased in all four host countries. The average number of beneficiaries under the supplementary feeding and milk programmes are given in tables 15 and 16 of the annex.

83. Over the past two years, three full-scale nutrition surveys were carried out in conjunction with the United States Inter-departmental Committee on Nutrition for National Defence and in co-operation with the government authorities in Lebanon, Jordan and the Gaza Strip. These surveys covered both the refugee and non-refugee population in these countries. The findings of the first survey are already published and those of the second and third may be expected before the end of 1963. In general, it can be stated that the nutritional status of the refugee population has been found to approximate the standard of nutrition of the masses of the local population.

ENVIRONMENTAL SANITATION

84. The environmental sanitation programme, primarily concerned with the provision of safe and adequate water supplies, sanitary waste disposal, drainage and vector control, was maintained at the established level. Its services were adjusted to include approximately 470,782 officially accommodated refugees, about 26,319 "squatters" on the outskirts of the camps, and refugees living in towns and villages of the Gaza Strip. In camps in Jordan, water shortages resulting from successive years of low rainfall continue to be critical but have been considerably relieved by the development of new water sources by the Jordan Central Water Authority and by a co-operative effort on the part of UNRWA and the Government and municipal authorities in supplying water for the camps. In the Syrian Arab Republic, a water supply and road works scheme was installed in Yarmouk village and a water supply scheme was made operative in Nairab camp. Community participation on the part of the refugees has increased, especially in relation to the construction of basic sewage removal systems, the execution of certain improvements to water supply systems and the promotion of the construction of family latrines.

MEDICAL EDUCATION AND TRAINING OF REFUGEES

85. The number of students undergoing professional training in the medical sciences at university level during the year was 185. Five fellowships tenable at the American University of Beirut were awarded to Agency staff members, three in sanitation and two (financed by outside contributions) in public health nursing. Study leave without pay was granted to one medical officer to enable him to attend a post-graduate course in public health at Harvard University. Financial assistance was granted by UNRWA to the school of nursing in Damascus run by the Palestine Arab Refugee Institute and to the nursing school attached to the Augusta Victoria Hospital, Jeru-

salem, where thirty-five and fourteen refugee students respectively are receiving basic nursing education. Scholarships were awarded or other assistance provided to three students of basic nursing education attached to other schools. Seventeen students completed a six-month course in medical dispensing given by the Agency in Gaza.

86. A two-year course in pre-nursing training has been established at UNRWA's vocational training centre for girls at Ramallah in Jordan. Sixteen students have been enrolled in this course.

87. A programme of in-service training of staff has also been maintained. A significant number of the Agency's senior medical officers were enabled to attend the thirteenth Middle East Medical Assembly, the third Middle East and Mediterranean Pediatric Congress, and the first Social Pediatric Seminar in Beirut. Moderate funds have been made available for the in-service training of medical officers, nurses and health education workers. In-service training courses have been given to nurses in Syria, to midwives in Gaza and to male practical nurses in ophthalmic nursing in Jordan. The quarterly Health Department *Bulletin* continued to be circulated to the health staff of the Agency.

D. Education

88. In accordance with the General Assembly's recognition of the role which education should play in equipping Palestine refugee youth to face the future with some measure of competence and self-reliance, the Agency continued in the year under review to allocate a considerable part of its resources, both financial and human, to the general education and vocational training of the young people in its charge. In this task UNRWA has benefited in large measure from the professional advice and assistance provided by the twenty-four specialists who have been seconded by UNESCO for service in UNRWA. Great credit is due to these specialists and to the 4,507 UNRWA teachers working in the four host countries for what they have achieved.

GENERAL EDUCATION

89. The Agency's educational programme is geared to the levels and standards of the four host countries in which it operates and within this framework it offers six years of elementary education to all refugee children and three years of preparatory (i.e., lower secondary) education to all pupils who have satisfactorily completed the elementary cycle. It also offers higher secondary education to an increasing number of pupils through grants to Government and private schools. This quantitative achievement should now be matched by an advance in the quality of the education offered through raising the qualifications and competence of the teaching staff and improving the courses and equipment in the schools.

90. A significant feature of the Agency's educational effort is that the number of girls taking advantage of opportunities of schooling grows steadily from year to year and, in elementary schools, is fast approaching the level of attendance by boys. The percentage of girls at present enrolled in UNRWA schools in relation to the total number of pupils in those schools is as follows:

	Elementary level	Preparatory level
Lebanon	42.81	26.87
Gaza	47.51	44.22
Jordan	44.97	26.29
Syria	41.77	29.06
AVERAGE, for all four countries	45.05	34.79

91. In the school year 1962-1963, out of a total of 200,149 refugee pupils in UNRWA, government and private schools, 145,458 children were enrolled in elementary and preparatory schools operated by the Agency. The Agency also enabled 46,455 pupils to attend government or private schools through grants-in-aid, paid either in the form of block grants or on an individual basis. In addition, 8,236 refugee pupils attended government or private schools without subsidy from UNRWA.

92. The high percentage of professionally under-qualified teachers on the staff of UNRWA schools continues to give the Agency cause for concern. A survey carried out in December 1962 revealed that only 24 per cent of the 4,284 academic teachers employed by the Agency⁹ had followed full-time training courses of one year's duration or over, although many of those listed as underqualified had had some professional training, in the form of one or more short in-service summer courses. The traditional method of solving such a problem is for teachers to withdraw from the schools for full courses at training colleges; but it would require a decade or longer and considerable expense to bring UNRWA teachers up to the desired standard by this method. The Agency's Department of Education has therefore been studying alternative methods for the in-service training of its teachers, which would enable them in time to qualify for diplomas while still carrying on their regular classroom duties.

93. Statistical details concerning the Agency's general educational system are to be found in tables 17 to 20 of the annex.

VOCATIONAL TRAINING (INCLUDING TEACHER TRAINING)

94. The year under review has, to a great extent, been devoted to consolidating the expansion of vocational and teacher-training facilities which had taken place during the previous year. By September 1963, 3,948 places will be open to refugees in the various UNRWA training centres and in Agency-subsidized courses. This figure is some 450 places less than the 1963 target of 4,400 mentioned in last year's annual report, the shortfall being mainly due to a decision to postpone any enlargement of the teacher-training centre in Homs (Syria Arab Republic), and to the fact that the plan for constructing a vocational training centre for marine crafts at Khan Younis in the Gaza Strip has not yet materialized.

95. Developments of special interest during the year with regard to the expansion of facilities including the opening of the combined Vocational and Teacher Training Centre for Girls at Ramallah, Jordan, a pioneer institution of its kind in the Middle East. The first group of 294 students (including fifty already enrolled in the former Nablus Teacher Training Centre which had been transferred to Ramallah in 1961) began their studies in the new centre in September 1962. A second group of 244 girls will be admitted in September 1963 and it is planned to operate the Centre at its full capacity of 633 students as from September 1964. In Lebanon, both the first and second phases of the construction of the Vocational Training Centre at Sibliin were completed; the Centre is expected to operate with a total enrolment of 396 students by September 1963. The construction of the Technical and Teacher Training In-

stitute, also at Sibliin, is nearing completion. The new institute is primarily designed to train instructors and foremen—categories which are much needed by technical schools and by various industries in the Middle East. The institute is scheduled to open with an enrolment of 157 students in September 1963 and to operate at its full capacity of 264 students by September 1964. The Swedish Government has donated technical assistance funds for the construction of the institute and for its operation for two years.

96. During the past year, the extension to the Gaza Vocational Training Centre was completed and it is expected to have a full capacity of 368 students by September 1963. In the spring of 1962 the Agency had decided to transform the school originally planned as a vocational training centre in Homs (Syria Arab Republic) into a teacher-training centre for 192 students, which opened in October 1962. The question of doubling its capacity is being held in abeyance for the present. In the Agency's oldest vocational training centre at Kalandia (Jordan) it has been possible, thanks to a donation from the New Zealand Council of Organizations for Relief Service Overseas (CCRSO), to start work on a badly needed new workshop for the fitter-machinist course.

97. Several experts from Governments and from FAO examined the newly re-opened Agricultural Training Centre at Beit Hanoun in the Gaza Strip and made recommendations for improving its scope and curriculum. Upon the recommendation of a specialist made available by the Government of Switzerland, the Centre, which will accommodate seventy-five boys, is to receive livestock and a considerable amount of new equipment as a gift from the Swiss Government, which is also providing the services of an agricultural training specialist and a herdsman.

98. In the fall of 1962, fifty graduates from UNRWA vocational training centres in Jordan and Gaza were sent at the expense of the Swedish Government for a year of on-the-job experience and advanced training with industrial firms in Sweden. Upon their return, they will enrol at the new institute for the training of instructors and foremen in Sibliin, Lebanon, for a final year of advanced training. Steps are now being taken to send another group of fifty graduates to Sweden for similar training in 1963-1964, at the expense of the Swedish Government.

99. With the co-operation of the Gaza authorities, three groups of graduates from UNRWA's Gaza Vocational Training Centre have been sent to the United Arab Republic for a year's training in industry. The first group of 118 trainees have already successfully completed their training.

100. Seven Palestinian instructors on the staff of the Agency's vocational training centres received further specialized training in the United Arab Republic and the United Kingdom. Those studying in the United Kingdom returned to their posts during the year and it is planned to send a further group on similar training courses in other countries during the coming school year. The ultimate purpose of this scheme is to train instructors who will be able to replace most of the international specialists now attached to the various vocational training centres.

101. A preliminary man-power survey has recently been conducted by a specialist seconded to the Agency by the ILO. Its purpose was to determine trends within the expanding Middle East economies so that UNRWA

⁹ UNRWA's full teaching staff of 4,507 persons includes 223 teachers of handicrafts.

might better relate its training programme to changes in the pattern of demand as they occur, by modifying or dropping courses, or by introducing new ones. The initial draft of the specialist's report is now available and its findings are being studied.

102. The past year was the first in which a recently introduced student counselling programme became effective at vocational training centres. Counsellors were attached to most of the centres to assist in the recruitment of suitable trainees and to guide them in their selection of courses. Another new development has been the appointment in several centres of associated staff members whose services are made available largely without direct cost to UNRWA to teach such subjects as English, mathematics, science, athletics and to help to encourage leadership qualities and a community spirit among the students.

103. During the year, UNRWA has welcomed to its vocational and teacher-training centres distinguished visitors from a number of countries, many of whom are themselves experts in vocational training. The Agency is deeply grateful for their sympathetic advice and constructive criticism and proud that, generally speaking, they were favourably impressed by the high standard of training maintained and the use to which UNRWA was putting its limited funds. The Commissioner-General believes that these visits have contributed significantly to a broader understanding of UNRWA's work and needs on the part of Governments and non-governmental organizations and that this has been reflected in the encouraging response in many parts of the world to his appeal for funds for vocational scholarships.

104. Details of donations for the vocational scholarships fund and related purposes will be found in table 26 of the annex. Table 21 summarizes vocational and teacher-training facilities and output from 1952 to 1963 and table 22 forecasts capacity and output for the new mandate period ending in 1965.

UNIVERSITY EDUCATION

105. In accordance with the Agency's policy of steadily increasing the number of university scholarships open to refugee students, the past year brought the total up to 544 full or partial scholarships, as compared with 471 in the previous year. Of this total, UNRWA itself financed 451 scholarships; funds derived from World Refugee Year paid for another 39; ARAMCO sponsored a total of 48 scholarships (12 more than in 1961-1962); the French Government financed 5 students and one scholarship was donated by a business firm. During the year, 78 refugees holding UNRWA scholarships graduated from the various universities in the Middle East, 75 of them in medicine, engineering and the sciences. In all, 169 scholarships, either newly created or re-allocated, were awarded to new scholars during the 1962-1963 school year. Table 23 of the annex shows the distribution of scholarship holders by subject of study.

E. Common services and general administration

106. These services, which administer or support the Agency's operations as a whole, continued as in past years to function smoothly. They comprise the general administration of the Agency, its public information services and the maintenance of small liaison and operational offices in New York, Geneva, Baghdad and Cairo; the transport of persons and goods within UNRWA's area of operations; the procurement, control and ware-

housing of supplies and equipment; refugee registration, personnel administration, general administrative, translation, legal, financial and engineering services, the punched card machine installation and the protection of the Agency's personnel and property.

F. Financial operations

107. The financial accounts of UNRWA are published separately, together with the related auditors' report.¹⁰ This section, therefore, presents in summary form the Agency's actual financial operations in 1962 and sets forth estimates of such operations in 1963. (As explained in previous reports, the Agency's fiscal period is the calendar year, whereas the present report covers the period 1 July 1962 to 30 June 1963.)

108. A summary of the Agency's financial operations in 1962 is given in the following table:

	Reserved for prior years' commit- ments (in millions of U.S. dollars)	Balance not reserved (in millions of U.S. dollars)	Total
Working capital at 1 January 1962	5.0	20.1 ^a	25.1 ^a
Adjustments for prior years:			
Adjustments for prior years' expenditure	—	0.1	0.1
Prior years' commitments cancelled (0.4)	—	0.4	—
Adjusted working capital at 1 January 1962	4.6	20.6	25.2
Add income for 1962:			
Regular Government pledges	—	33.6	33.6
Other regular income	—	0.9	0.9
Special income (World Refugee Year and special contributions for vocational training)	—	1.2	1.2
	—	35.7	35.7
	4.6	56.3	60.9
Deduct expenditure and commitments in 1962:			
Relief services	1.5	25.4	26.9
General education	0.6	7.5	8.1
Vocational and university education	2.3	2.7	5.0
Assistance for self-support	0.2	0.2	0.4
	4.6	35.7	40.3
Working capital at 31 December 1962	—	20.6 ^b	20.6 ^b

(Column totals do not always add exactly due to rounding of figures)

^a Including \$1.1 million unpaid pledges taken into income in 1962.

^b Excluding \$3.4 million for budget commitments of 1962 carried forward to 1963.

109. During 1962 a fortunate combination of factors (favourable basic commodity prices and exchange rates, strict economy, the postponement of a number of budgeted improvements and a good response to the Agency's appeal for special contributions) permitted UNRWA to keep expenditure and commitments within the limits of its income. Working capital even increased slightly as a result of adjustments of prior years' expenditure and commitments.

110. Financial operations in 1962 in respect of relief services were largely routine, although the amount of work in progress (commitments) at year end was approximately the same as at the beginning of the year. This situation is, however, a quite normal one, as uncertainties as to its income force the Agency to postpone

¹⁰ For the year 1962, see *Official Records of the General Assembly, Eighteenth Session, Supplement No. 6B (A/5506/Add.2)*.

commencement of each year's capital works programme until after the budget year is well advanced.

111. In the field of general education, however, the Agency was able to complete nearly all of the \$0.6 million of works carried forward from 1961, and a good part of the 1962 programme, so that only about \$0.3 million of works remained uncompleted at year end. In vocational and university education, further progress was achieved and uncompleted works at year end totalled only \$1.2 million, as compared with \$2.5 million at the end of 1961.

112. During 1962, a marked slowing down of payments on pledges took place and unpaid pledges at the end of the year totalled \$12.6 million compared with only \$1.1 million at the end of 1961. Although most of the pledges unpaid at the end of 1962 have now been paid, only the availability of a reasonable amount of working capital enabled the Agency to continue operations without hindrance in the late months of 1962 and the early months of 1963.

113. The following table summarizes the Agency's estimated financial operations during 1963:

	<i>Reserved for prior years' commit- ments (in millions of US dollars)</i>	<i>Balance not reserved</i>	<i>Total</i>
Working capital at 1 January 1963 ..	3.4	20.6	24.0
Add estimated income for 1963:			
Regular Government pledges	—	33.9	33.9
Other regular income	—	0.9	0.9
Special contributions for vocational training, etc.	—	1.1	1.1
	—	35.9	35.9
	3.4	56.5	59.9

	<i>Reserved for prior years' commit- ments</i>	<i>Balance not reserved</i>	<i>Total</i>
Deduct estimated expenditure and commitments in 1963:			
Relief services	1.5	25.5	27.0
General education	0.3	8.2	8.5
Vocational and university education	1.2	2.9	4.1
Assistance for self-support	0.4	—	0.4
	3.4	36.7	40.1
Estimated working capital at 31 December 1963	—	19.8	19.8

(Column totals do not always add exactly due to rounding of figures)

114. The preceding table, which indicates an estimated deficit for 1963 of only \$0.8 million, is admittedly relatively optimistic, particularly in respect of estimated income, in that any serious shortfall of Government contributions would reduce the Agency's ability to claim the full amount of the United States Government's contribution for 1962-1963 (which is limited to \$24.7 million, or 70 per cent of all contributions from Governments, whichever is the smaller). A deficit of as much as \$2 million is therefore quite possible.

115. Although a deficit of even as much as \$2 million could, if necessary, be met from the Agency's working capital, this would of course impair the Agency's financial position for the future. Moreover, if a serious deficit were to occur in 1963, it would result (unless contributions were increased substantially) in an even larger deficit in 1964, the budget for which year is of necessity larger than estimated expenditure in 1963, owing to the pressing educational needs which confront UNRWA.

Part II

BUDGET FOR THE CALENDAR YEAR 1964

A. Introduction

116. In preparing its budget for 1964, UNRWA has again had to recognize that little or no progress has been made in solving the political aspects of the Palestine refugee problem and that only limited progress has been made in rectifying the ration rolls. Pending receipt of any change in relief services, the Agency has assumed that the relief needs of the refugees will probably not be very different from those of 1963 and preceding years. Requirements for education and training, however, must inevitably be greater in order to provide for a larger population of children to be educated and for a larger number of vocational trainees as the Agency's new training centres are filled to capacity.

117. The Agency has therefore proposed a budget of \$25,510,000 for relief services¹¹ (which is virtually the same as the expenditure at present estimated for 1963 at \$25,535,000) and \$12,440,000 for education and training (compared with \$11,130,000 estimated expenditure in 1963), or a total budget of \$37,950,000.

118. Although the budget for relief services is no greater than the estimated expenditure for 1963, it nevertheless provides for the continuation of basically the same *per caput* assistance as was rendered in 1963 and previous years. This has been made possible only by the most stringent of economy measures in UNRWA's operations to offset normal and unavoidable cost increases, and by the assumption that basic ration commodity prices will not rise in 1964. The importance of this latter point must be emphasized, as food and other ration prices are both a factor over which the Agency has no control and one in which only small unit changes can give rise to large budgetary increases. Moreover, food prices have been exceptionally low in both 1962 and 1963, and there are some indications that this favourable situation may not continue in 1964. Should basic commodity prices rise in 1964, therefore, the Agency may well face the need to increase its budget for relief services accordingly.

119. In its budget for general education UNRWA has had to provide for (a) the need to accommodate a considerable increase in numbers of children to be educated and (b) the need to improve the quality of its education facilities in order to keep in line with the facilities of the host countries. Particularly important under (b) is the problem of improving the qualifications of the teachers in the Agency's schools. The budget for general education at \$8,860,000 (compared with \$8,-

¹¹ For the sake of simplicity the Agency's budget is divided into only two parts: "Relief services" and "Education, training and assistance for self-support". However, supply, transport and other internal services and general administration and liaison, included under the heading of "Relief services", are in fact common costs applicable in appreciable and increasing measure to "Education and training" as well. No attempt has been made to allocate these common costs, however.

230,000 estimated expenditure in 1963) unavoidably, therefore, represents a considerable increase.

120. Under the heading of vocational training the Agency has not proposed any expansion in its programme but rather the consolidation and improvement of the programme launched in previous years. However, the expenditure level must inevitably rise as the Agency's training facilities are filled to capacity, and a number of minor adjustments in existing facilities is deemed necessary. The 1964 budget for vocational training at \$3,135,000 is, consequently, also somewhat larger than estimated expenditure (\$2,515,000) in 1963.

121. For university scholarships the budget provides for a modest increase over 1963, to provide fifty additional scholarships.

122. As in 1963, no provision has been made for further projects intended to help directly in assisting refugees to become self-supporting, for reasons which have been explained elsewhere.

123. To finance its budget for 1964, the Agency is requesting regular contributions from Governments of \$36 million, after taking account of an estimated \$1 million of regular income from non-governmental and miscellaneous sources and an estimated \$1 million of special income for the vocational training programme.

124. The Agency's budget estimates for 1964 are set out in detail in paragraphs 125 to 163 below, while financing the budget is discussed in paragraphs 164 and 165.

B. Budget estimates

GENERAL

125. The Agency's budget estimates for 1964 are summarized in the following table, which also gives comparative data for 1963 and 1962:

Activity	Total budget and expenditure		
	1964 budget estimates	1963 estimated expenditure	1962 actual ^a expenditure
(in thousands of US dollars)			
<i>Part I. Relief (and common) services</i>			
Basic rations	11,500	11,400	11,397
Shelter	610	700	646
Clothing	135	150	184
Social welfare	555	550	494
Placement services	120	110	108
Medical services	2,990	3,020	2,923
Supplementary feeding	1,360	1,445	1,395
Environmental sanitation ..	890	355	902
Supply and transport services	3,610	3,630	3,741
Other internal services	2,310	2,265	2,177
General administration and liaison	1,430	1,410	1,389
TOTAL, PART I	25,510	25,535	25,356

(Table and footnote continued on next page)

Total budget and expenditure		
1964 budget estimates (in thousands of US dollars)	1963 estimated expenditure	1962 actual ^a expenditure

*Part II. Education, training
and assistance for self-support*

General education	8,860	8,230	7,452
Vocational training	3,135	2,515	2,370
University education	445	385	334
Assistance for self-support	—	—	177
TOTAL, PART II	12,440	11,130	10,333
GRAND TOTAL	37,950	36,665	35,689

^a The figures shown for 1962 are the actual expenditure (and commitments) against that year's budget. These figures therefore differ somewhat from those in the Agency's audited statements which did not distinguish expenditure by budgetary years.

126. In paragraphs 36 and 37 of the introduction to this report, attention is drawn to the inherent difference in the nature of UNRWA's expenditure for food, shelter and clothing and of that for education and certain health and welfare activities. The Agency's budget is at present divided into two general categories: (i) Relief services and (ii) Education and training. As is pointed out in the footnote to paragraph 117 above, the so-called relief services include the whole of the Agency's common services, such as transport and supply, even though a large part of the cost of these services is properly attributable to the education and training programme. Therefore, a more meaningful portrayal of the Agency's budget should show expenditure under five main heads, namely: (i) Relief services, (ii) Social welfare and Individual assistance, (iii) Health services, (iv) Education and (v) Common services and General Administration. In view of the greater clarity of this type of grouping of expenditure items, the Agency plans to adopt this pattern for budget presentation in the future. Meanwhile the following table gives an alternative presentation of the Agency's budget for 1964, reflecting activities grouped under five, instead of under only two headings:

Activity	1964 budget estimates (in thou. and of US dollars)
<i>Part I. Relief services</i>	
Basic rations	11,500
Shelter	610
Clothing	135
TOTAL, relief services	12,245
<i>Part II. Social welfare and individual assistance</i>	
Social welfare	555
Placement services	120
Assistance for self-support (projects)	—
TOTAL, social welfare and individual assistance	675
<i>Part III. Health services</i>	
Medical services	2,990
Supplementary feeding	1,360
Environmental sanitation	890
TOTAL, health services	5,240
<i>Part IV. Education</i>	
General education	8,860
Vocational education	3,135
University education	445
TOTAL, education	12,440
<i>Part V. Common costs</i>	
Supply and transport services	3,610
Other internal services	2,310
General administration and liaison	1,430
TOTAL, common costs	7,350
TOTAL, budget	37,950

BASIC RATIONS

1964 Budget	\$11,500,000
1963 Estimated expenditure	\$11,400,000
1962 Actual expenditure	\$11,397,000

127. Basic rations cover the cost of purchase and distribution (excluding warehousing and transport within UNRWA's area of operations, included below under "Supply and transport services") of basic food rations (described in paragraph 46 of the present report) soap, blankets and kerosene.

128. For 1964 the Agency has budgeted for basic food and soap ration distribution to an average of 881,000 persons (including half rations to 15,700 frontier villagers), and for kerosene for distribution to 530,000 persons. Distribution of blankets will continue to be made, as in 1963, on a selective basis appropriate to the refugees' needs.

129. A fundamental assumption made by the Agency in this budget estimate is that basic food, soap, blanket and kerosene prices will not increase in any material degree over the levels prevailing in 1963, despite certain indications to the contrary already in evidence. Should this assumption prove invalid, the Agency may well have to increase its budget accordingly. On this assumption the Agency believes that it can hold the expenditure on basic rations to a level substantially the same as that which prevailed in 1962 and which is again expected to prevail in 1963. However, in the absence of any real progress in rectification of the ration rolls (as discussed elsewhere in this report), the Agency cannot anticipate any material decrease in the cost of basic rations.

SHELTER

1964 Budget	\$610,000
1963 Estimated expenditure	\$700,000
1962 Actual expenditure	\$646,000

130. This budget heading covers the rental of camp sites (largely host Government contributions), the construction, maintenance and administrative control of shelters in Agency camps, and the construction and maintenance of roads, paths, associated drainage facilities and miscellaneous community improvements in such camps. It also covers Agency assistance to refugees (in cash or in kind) who wish to construct houses outside camps and who contribute substantially to the cost.

131. As pointed out in paragraph 48 above, pressure on the Agency to provide additional shelter in its camps is strong and constant. However, the Agency has reduced its expenditure on shelter, both in respect of maintenance of existing shelter and in respect of providing or assisting with additional shelter, so that the budget for 1964 is markedly lower than the 1963 level. This is not to say that the Agency feels the need for shelter will be any less, but rather a recognition that land for shelter construction is increasingly becoming more difficult to obtain, and that the refugees in camps are themselves contributing (principally in the form of labour) a considerable share of the cost of constructing and maintaining their shelters. Expenditure on roads, too, will be somewhat less in 1964, in view of considerable road construction programmes carried out in 1962 and 1963.

CLOTHING

1964 Budget	\$135,000
1963 Estimated expenditure	\$150,000
1962 Actual expenditure	\$184,000

132. The clothing programme is described in paragraph 50 of this report. The Agency's contribution to this programme is limited to the transportation of the clothing from the countries of origin to the Agency's area of operations and final distribution to the refugees in most cases.

133. For 1964 there is a further reduction from the 1963 level of expenditure (which was in turn lower than that of 1962) by reason partly of expected favourable freight rates and partly of a more selective basis of distribution.

SOCIAL WELFARE

1964 Budget	\$555,000
1963 Estimated expenditure	\$550,000
1962 Actual expenditure	\$494,000

134. This budget heading covers a variety of activities intended to improve the position of refugees suffering from special handicaps and to foster and improve community spirit and action. Provision is therefore made for limited case-work assistance, the training of physically handicapped youth, a programme for group activities for young men, crafts training for adult men and young women who would be unable to obtain such training otherwise, and miscellaneous welfare and community development activities. Full details of these various programmes are to be found in paragraphs 51 to 61 of the present report.

135. Although no provision has been made for any increase in social welfare activities, the Agency feels strongly that development of these activities (particularly adult crafts training, youth activities and training of the physically handicapped) would produce very good results. Should special contributions become available for these purposes, therefore, the Agency would propose to increase the budget accordingly.

PLACEMENT SERVICES

1964 Budget	\$120,000
1963 Estimated expenditure	\$110,000
1962 Actual expenditure	\$108,000

136. As described in paragraph 62 above, this budget heading covers the Agency's placement services to refugees in general and to the growing number of graduates of the Agency's vocational and teacher-training centres in particular.

MEDICAL SERVICES

1964 Budget	\$2,990,000
1963 Estimated expenditure	\$3,020,000
1962 Actual expenditure	\$2,923,000

137. The budget heading of Medical Services covers all of the Agency's programme of health services except Supplementary Feeding and Environmental Sanitation (paragraphs 140 to 144 below). Full details of the Agency's health services programme are contained in paragraphs 64 to 87 of this report.

138. For 1964 the Agency expects to continue to provide medical services to the refugees at standards equal to those of 1963 and at somewhat lower cost despite normal and unavoidable cost increases, such as staff salary increments and increase in the population served. This has been made possible only by a thorough study of the health problems facing the Agency and a careful reallocation of certain facilities, resulting in savings with no decrease in the levels of services provided to the refugees.

139. Nevertheless, UNRWA faces a real need for more adequate service in certain aspects of its medical

services programme, particularly in the field of preventive medical services. Although no regular budgetary provision has been made for improvements (except for a small provision for the operation of infant field rehydration centres), the Agency is hopeful that special contributions may be received which would enable it to increase its budget at least in a modest way.

SUPPLEMENTARY FEEDING

1964 Budget	\$1,360,000
1963 Estimated expenditure	\$1,445,000
1962 Actual expenditure	\$1,395,000

140. The supplementary feeding programme (a part of the Agency's health services programme) is described in detail in paragraphs 81 to 83 above. Costs charged to this budget heading include all related costs except those of warehousing and transport within UNRWA's area of operations (for which see "Supply and transport services" below).

141. For 1964 little change is anticipated in the programme as compared with 1963, except for a small increase in the number of pre-school age children benefiting from the daily hot meal ration. The expected reduction in the budget from the 1963 level results from (a) the fact that a considerable quantity of surplus whole milk provided by a special contribution in 1963 and used in lieu of skim milk in the hot meal ration will no longer be available and (b) the fact that improvements in distribution facilities will not be required in 1964 to the same extent as in 1963.

142. The budget estimate for supplementary feeding, like that for basic rations, assumes that food prices in 1964 will continue at essentially the same levels as in 1963.

ENVIRONMENTAL SANITATION

1964 Budget	\$890,000
1963 Estimated expenditure	\$855,000
1962 Actual expenditure	\$902,000

143. The Agency's environmental sanitation programme (also a part of its health services programme) is discussed in detail in paragraph 84 above.

144. For 1964 the Agency has considered it necessary to budget approximately \$81,000 for a number of long needed improvements in environmental sanitation facilities, particularly in respect of water supply and sewage disposal, made necessary by the considerable increase in the refugee population in camps and in villages where refugee occupancy is high. Consequently the budget for 1964 is slightly above that of 1963, despite a further reduction expected to be achieved by the Agency in the cost of operating its environmental sanitation facilities.

SUPPLY AND TRANSPORT SERVICES

1964 Budget	\$3,610,000
1963 Estimated expenditure	\$3,630,000
1962 Actual expenditure	\$3,741,000

145. This budget heading covers all of the activities of procurement, control and warehousing of the Agency's requirements of supplies and equipment. Procurement activities were formerly under the budget heading "Other internal services", but have now been consolidated with the other supply services, both in the budget and organizationally, with a considerable saving in cost. The comparative figures for 1963 and 1962 shown above have been adjusted to the 1964 basis.

146. This heading also covers all transport of persons and goods within the Agency's area of operations, transport costs to the area being considered as part of personnel travel costs or of the cost of the goods, respectively.

147. For 1964 it has been necessary to provide for staff salary increments and minor increases in transportation needs as the education and training activities continue to grow. Vehicle replacement, too, will be somewhat greater in 1964 than in 1963. However, the Agency anticipates no need for additional warehouse construction in 1964 nor any excessive losses on ocean transit of donated flour due to inadequate containers, both of which factors were of considerable financial importance in 1963 and 1962.

148. As explained in footnote 11, the costs of supply and transport services, although included under the general heading of "Relief services", in fact also apply in considerable measure to education and training activities.

OTHER INTERNAL SERVICES

1964 Budget	\$2,310,000
1963 Estimated expenditure	\$2,265,000
1962 Actual expenditure	\$2,177,000

149. This budget heading covers all of the "internal" services of the Agency other than transport and supply, including refugee registration, personnel administration, administrative, translation, legal, finance and engineering services, the Agency's punched card machines installation, and guarding and other services related to the protection of the Agency's personnel and property. Although included in relief services, all of these activities service the education and training programmes as well.

150. This budget heading formerly included Public Information Services and Procurement Services, but these activities have now been transferred to, respectively, General Administration and Liaison and Supply Services. The comparative figures given above for 1963 and 1962 have been adjusted to the 1964 basis.

151. For 1964, some increase in costs in respect of staff salaries has had to be provided for, together with a provision of \$35,000 for necessary modernization of the Agency's punched card machines installation.

GENERAL ADMINISTRATION AND LIAISON

1964 Budget	\$1,430,000
1963 Estimated expenditure	\$1,410,000
1962 Actual expenditure	\$1,389,000

152. This budget heading covers the general administration of the Agency (Agency, Field Office, Area and Camp Headquarters), the maintenance of small liaison and operational offices in New York, Geneva, Iraq and Cairo, and the Agency's public information services. The last of these was, as explained above, formerly included under "Other internal services", but has now been placed under the present heading for better presentation. The figures for 1963 and 1962 shown above have been adjusted to the 1964 basis.

153. For 1964, only normal staff salary increases are provided for, as in 1963. As is the case with "Other internal services" mentioned above, the costs of the activities under this budget heading, although entirely included in "Relief services", in fact apply in considerable measure to education and training as well.

1964 Budget	\$8,860,000
1963 Estimated expenditure	\$8,230,000
1962 Actual expenditure	\$7,452,000

154. This budget heading covers the Agency's programme of elementary, preparatory and secondary education, which is described in detail in paragraphs 89 to 93 above and in tables 17 to 20 of the annex.

155. The estimates for 1964 reflect a considerable increase over estimated expenditure for 1963, owing in part to the natural increase in population to be accommodated in elementary and preparatory schools (particularly the latter), and in part to the need to improve the Agency's educational facilities in order to keep in line with the constantly improving educational standards of the host countries.

156. The estimates for 1964 are composed as follows:

\$8,118,000	to operate the existing facilities and subsidies programme for the numbers of pupils expected to be at school during the year;
210,000	for construction and equipment of additional classrooms to accommodate the increased number of pupils in Agency schools;
336,000	for in-service training of teachers (an increase of \$176,000 over estimated expenditure for this purpose in 1963);
135,000	for improvements in the curriculum, particularly in science, mathematics, languages and home management;
61,000	for replacement of unsatisfactory classrooms and miscellaneous improvements such as school walls.
<u>8,860,000</u>	TOTAL

157. In addition to the considerable increase in provision for in-service training of teachers, the Agency considers that a regularly established and continuously operating training institute for this purpose is also highly desirable. No provision for this improvement has been made in the budget, but should special contributions for this purpose become available, the Agency would intend to increase the budget accordingly.

VOCATIONAL TRAINING

1964 Budget	\$3,135,000
1963 Estimated expenditure	\$2,515,000
1962 Actual expenditure	\$2,370,000

158. This budget heading covers teacher training as well as training in trades, both in the Agency's own centres and, through subsidies, in centres operated by Governments or other organizations. Details of these programmes are to be found in paragraphs 94 to 104 above and in tables 21 and 22 of the annex.

159. The estimates for 1964 do not provide for any expansion in the size or number of the vocational training facilities operated or subsidized by the Agency, but the expenditure level will of course rise somewhat as the Agency's newly established centres are filled to capacity. In addition, as a part of its policy of consolidating and improving the working of its centres, the Agency proposes to make certain adjustments in those already in operation. Provision has therefore been made for necessary replacements and modernization of equipment in all centres and for the construction of small model school buildings and houses to be used for demonstration purposes in conjunction with the Agency's teacher-training centres in Jordan.

160. Although the budget contains no provision for expansion of vocational training facilities, the Agency considers that an additional women's training centre (a combined teacher and vocational training centre similar to the Women's Training Centre in Ramallah) would be a very desirable expansion. Should special contributions for this purpose become available, therefore, the Agency would propose to increase the budget accordingly.

UNIVERSITY EDUCATION

1964 Budget	\$445,000
1963 Estimated expenditure	\$385,000
1962 Actual expenditure	\$334,000

161. The university education programme is conducted entirely by means of scholarships awarded to a very limited number of the better qualified secondary graduates. These scholarships are awarded only in universities within the Agency's area of operations, and principally in vocational and professional fields of work. The programme is described at greater length in paragraph 105 above.

162. For 1964, the budget provides for an increase of 50 scholarships in the school year 1964-1965, which is the same as the increase provided for in the school year 1963-1964.

163. The Agency's objective in this programme is a total of 750 scholarships, if sufficient funds become available. In 1962-1963 the Agency was able to award the equivalent of 528 full scholarships, and the increases mentioned above will bring this figure to 578 in 1963-1964 and to 628 in 1964-1965.

C. Financing the budget

164. To finance its budget of \$37,950,000 for 1964, the Agency considers that its income should be of the following order:

	\$ million
Regular government pledges	36.0
Regular miscellaneous income	1.0
Special contributions for the vocational training programme	1.0
	<u>38.0</u>

165. The Commissioner-General earnestly hopes that the Governments of States Members of the United Nations and of other States will find it possible to pledge contributions or to increase their pledges sufficiently to cover the Agency's budget and ensure its ability to continue its programmes of relief services and education and training.

STATISTICS CONCERNING REGISTERED POPULATION AND CAMPS

Table 1

TOTAL REGISTERED POPULATION ACCORDING TO CATEGORY OF REGISTRATION, 1950-1963^a

Year	Members of families registered for rations "R" category					E and M categories	"N" category	Grand total 4+5+6+7
	1	2 ^b	3 ^c	4	5 ^d	6 ^d	7 ^d	
	Full ration recipients	Half-ration recipients	Babies and children registered for services	Total 1+2+3	Other members receiving no rations	Members of families receiving education and/or medical services	Members of families receiving no rations or services	
June 1950.....	—	—	—	960,021	—	—	—	960,021
June 1951.....	826,459	51,034	2,174	879,667	—	—	24,455	904,122
June 1952.....	805,593	58,733	18,347	882,673	—	—	32,738	915,411
June 1953.....	772,166	64,817	34,765	871,748	—	—	45,013	916,761
June 1954.....	820,486	17,340	49,232	887,058	—	—	54,793	941,851
June 1955.....	828,531	17,228	60,227	905,986	—	—	63,403	969,389
June 1956.....	830,266	16,987	75,026	922,279	—	—	74,059	996,338
June 1957.....	830,611	16,733	86,212	933,556	18,203	4,462	62,980	1,019,201
June 1958.....	836,781	16,577	110,600	963,958	19,776	5,901	63,713	1,053,348
June 1959.....	843,739	16,350	130,092	990,181	21,548	6,977	68,922	1,087,628
June 1960.....	849,634	16,202	150,170	1,016,006	22,639	8,792	73,452	1,120,889
June 1961.....	854,268	15,998	169,730	1,039,996	23,947	9,515	77,566	1,151,024
June 1962.....	862,083	15,805	176,772	1,054,660	20,004	9,027	91,069	1,174,760
June 1963.....	866,369	15,705	197,914	1,079,988	21,195	10,420	98,567	1,210,170

^a The above statistics are based on the Agency's registration records which do not necessarily reflect the actual refugee population owing to factors such as the high rate of unreported deaths and undetected false registration.

^b Includes up to the year 1954 bedouin who thereafter received full rations and babies who are now issued with full rations after their first anniversary. Half rations are given at present only to frontier villagers in Jordan.

^c Includes babies below one year of age and children who because of ration ceilings are not issued rations (154,220 in Jordan, 7,718 in Gaza, 6,792 in Syria).

^d Columns 5, 6 and 7 show the refugees whose registration for services has been reduced or cancelled according to their family income as known to the Agency and the income scale in force in their country of residence.

The members of "R" families receiving no rations (column 5) correspond to a level of income insufficient to cancel the whole family's entitlement to rations. Up to 1956, such refugees were reported together with families of the "N" category (column 7).

The "E" and "M" categories of registration (column 6), created in 1956, are applied in Lebanon only because it has not been possible to secure agreement for the introduction in other host countries of the income scales providing for the progressive reduction or restoration of rations.

"N" category (column 7) includes refugees whose income is such as to disqualify them for rations or normal services or who have received assistance to enable them to become self-supporting.

In general, it must be pointed out that the distribution of refugees by category of registration gives only a partial picture of the number of self-supporting refugees owing to the limitations faced by the Agency in determining their actual income or degree of need.

^e The total population as of June 1952 included 19,616 refugees receiving relief in Israel who were UNRWA's responsibility up to 1 July 1952.

^f Details not available.

Table 2

DISTRIBUTION OF REGISTERED REFUGEE POPULATION ACCORDING TO COUNTRY OF RESIDENCE,
CATEGORY OF REGISTRATION AND AGE GROUP AS OF 30 JUNE 1963

Country	Category of registration ^a	Number of persons			Total	Number of families
		Below one year ^b	1-15 years ^c	15 years and over		
Jordan.....	R	13,271	231,852	361,550	606,673	111,895
	N	334	9,232	37,853	47,419	11,766
	Total	13,605	241,084	399,403	654,092	123,661
Gaza.....	R	8,980	107,244	146,989	263,213	46,708
	N	82	3,577	12,284	15,943	5,205
	Total	9,062	110,821	159,273	279,156	51,913
Lebanon.....	R	2,981	47,914	67,529	118,424	24,635
	E and M	106	2,445	6,147	8,698	1,661
	N	154	3,124	19,583	22,861	8,915
	Total	3,241	53,483	93,259	149,983	35,211
Syria.....	R	3,952	46,136	62,785	112,873	23,842
	E and M ^d	16	534	1,172	1,722	234
	N	36	1,520	10,788	12,344	5,236
	Total	4,004	48,190	74,745	126,939	29,312
Agency total.....	R	29,184	433,146	638,853	1,101,183	207,080
	E and M	122	2,979	7,319	10,420	1,895
	N	606	17,453	80,508	98,567	31,122
GRAND TOTAL		29,912	453,578	726,680	1,210,170	240,097

^a See table 1 for explanation of category of registration.

^b The number of babies below one year of age is less than the number of births recorded during the preceding year, owing to delays in registration of births.

^c A number of children born since 1950 in E and M and N families are not registered with the Agency.

^d These categories apply only to some UNRWA employees.

Table 3

RECAPITULATION OF CHANGES IN COMPOSITION AND/OR ENTITLEMENT OF REFUGEE FAMILIES REGISTERED FOR RATIONS, JULY 1950-JUNE 1963^a

Year	July 50 June 51 ^b	July 51 June 52 ^b	July 52 June 53	July 53 June 54	July 54 June 55	July 55 June 56	July 56 June 57	July 57 June 58	July 58 June 59	July 59 June 60	July 60 June 61	July 61 June 62	July 62 June 63	Total July 50 June 63
<i>Increases</i>														
Births ^c	10,057	21,315	28,335	28,711	30,788	30,658	27,960	40,041	37,047	37,776	39,299	42,470	49,854	424,311
New registration.....	19,537	13,265	1,993	2,885	1,502	1,287	1,459	859	645	525	324	514	535	45,330
Loss of self-support ^d	8,481	2,592	2,685	4,194	4,461	8,433	6,823	6,045	4,040	4,417	3,490	3,394	4,555	63,610
Returned from absence.....	—	—	180	442	642	973	3,510	1,436	1,113	1,039	935	1,457	1,319	13,046
Miscellaneous ^e	10,256	12,468	2,014	521	680	1,061	309	231	292	248	252	710	859	29,901
TOTAL	48,331	49,640	35,207	36,753	38,073	42,412	40,061	48,612	43,137	44,005	44,300	48,545	57,122	576,198
<i>Decreases</i>														
Deaths.....	896	4,053	3,897	3,764	4,042	4,409	5,582	5,263	4,956	5,041	8,919	18,660	14,961	84,443
False registration and duplication..	24,265	16,919	4,530	2,737	926	485	584	425	406	570	571	852	630	53,900
Self-support ^d	4,121	17,739	12,884	12,717	10,184	19,068	16,328	9,541	7,815	9,764	8,127	8,628	11,257	148,173
Absence.....	1,174	5,466	2,995	1,810	2,581	1,492	5,632	2,869	2,128	2,183	2,334	4,301	3,550	38,515
Miscellaneous ^e	97,268	5,157	20,891	410	1,628	563	357	455	505	701	743	1,748	1,341	131,767
TOTAL	127,724	49,334	45,197	21,438	19,361	26,017	28,483	18,553	15,810	18,259	20,694	34,189	31,739	456,798
Total ration recipients, babies and children at year end.....	960,021	879,667	882,673	871,748	887,058	905,986	922,279	933,556	963,958	990,181	1,016,006	1,039,996	1,054,660	1,079,988

^a This table recapitulates changes affecting the total number of ration recipients, their babies and children registered for services (column 4 of table 1) over thirteen years. Births, new registrations, deaths, false registrations and duplications result in additions to or deletions from the registration records. Self-support and absence reflect transfers to or from the lower categories of registration (shown in columns 5, 6 and 7 of table 1).

Transfers within or between host countries, as well as issue of rations to babies attaining one year of age are not shown in this table.

^b Includes changes effected during the 1950-51 census operation.

^c Fluctuation of births from year to year derive to a large extent from delayed registration.

^d Covers income, employment with the Agency, assistance towards self-support, etc., or the cessation thereof.

^e Miscellaneous changes include, up to June 1953, a number of additions to or deletions from the registration records as well as certain changes in category of registration. The deletion of refugees in Israel from the Agency's records is also reported mainly under this heading (40,930 persons over the period July 1950-June 1953).

Table 4

RECAPITULATION OF CHANGES IN COMPOSITION OF TOTAL REGISTERED POPULATION,
JULY 1950-JUNE 1963^a

Year	July 50 June 51	July 51 June 52	July 52 June 53	July 53 June 54	July 54 June 55	July 55 June 56	July 56 June 57	July 57 June 58	July 58 June 59	July 59 June 60	July 60 June 61	July 61 June 62	July 62 June 63	Total July 50 June 63
<i>Additions</i>														
Births.....	10,057	21,315	28,335	28,711	30,788	30,658	27,960	40,157	37,555	38,481	39,953	43,325	50,921	428,216
New registration.....	19,537	13,265	1,993	2,885	1,502	1,287	1,459	894	661	684	419	992	748	46,326
Miscellaneous.....	5,159 ^b	—	—	—	—	—	—	—	—	—	—	—	—	5,159
TOTAL	34,753	34,580	30,328	31,596	32,290	31,945	29,419	41,051	38,216	39,165	40,372	44,317	51,669	479,701
<i>Deletions</i>														
Deaths.....	896	4,053	3,897	3,764	4,042	4,409	5,582	5,446	5,188	5,235	9,213	19,515	15,431	86,671
False and duplicate registration.....	24,265	16,919	4,530	2,737	926	485	584	497	515	683	841	1,384	852	55,218
Miscellaneous.....	64,530 ^b	5,019 ^b	19,616 ^c	—	—	—	—	—	—	—	—	—	—	89,165
TOTAL	89,691	25,991	28,043	6,501	4,968	4,894	6,166	5,943	5,703	5,918	10,054	20,899	16,283	231,054
<i>June 50</i>														
Total registered population.....	960,021	904,122	915,411	916,761	941,851	969,389	996,338	1,019,201	1,053,348	1,087,628	1,120,889	1,151,024	1,174,760	1,210,170

^a This table recapitulates changes affecting the total number of registered population (column 8 of table 1) over thirteen years. Transfers within or between host countries are not shown herein.

In comparing the figures in this table with those in table 3 it should be borne in mind that deletions from the ration rolls do not necessarily entail deletions from the total registered population. Refugees ceasing to draw rations because of absence or self-support continue to be registered within the total population. On the other hand some deaths and false and duplicate registrations are reported among persons registered but not receiving rations, and this

accounts for the minor differences under these headings in the two tables. In the earlier years of the Agency's history the distinction between ration recipients and registered population was incompletely recorded.

^b Nature of changes reported under "Miscellaneous" was not specified during the census operations. Figures reflect those amendments which resulted in addition or deletion in the total registered population.

^c Removal of refugees in Israel from UNRWA registration records.

Table 5

NUMBER OF REFUGEES IN UNRWA CAMPS ACCORDING TO COUNTRY AS OF 30 JUNE 1963^a

Country	Number of camps	Number of families	Number of persons ^b	Percentage of total refugee population ^c
Jordan.....	25	40,250	207,817	31.8
Gaza.....	8	31,373	176,080	63.1
Lebanon.....	16	13,369	65,527	43.7
Syria.....	8	4,455	20,858	16.4
TOTAL	57	89,447	470,282	38.9

^a In general, refugees not living in UNRWA camps live in the villages and cities of the host countries and are eligible for the same range of services except that the Agency provides for them no sanitation services. Their economic status differs little from that of refugees in camps.

^b Refugees enumerated are all those officially registered in camps irrespective of their category of registration.

The figures do not include refugees in camps who are not given shelter by UNRWA but benefit from sanitation services only.

BASIC RATIONS

Table 6

BASIC RATIONS AND OTHER SUPPLIES DISTRIBUTED BY UNRWA

1. Basic dry rations

A monthly ration for one person consists of:

- 10,000 grammes of flour
- 600 grammes of pulses
- 500 grammes of sugar
- 500 grammes of rice
- 375 grammes of oils and fats

This ration provides about 1,500 calories per day per person. In winter the monthly ration is increased by:

- 300 grammes of pulses
- 400 grammes of flour

It then provides about 1,600 calories per day per person.

2. Other supplies distributed

1 piece of soap (150 grammes) per month to each ration beneficiary

1 blanket for each ration beneficiary and for each child registered for services, every three years

1½ litres of kerosene are allocated to ration beneficiaries and to babies and children registered for services, in camps in Jordan, Lebanon and the Syrian Arab Republic, during five winter months. In Gaza 1 litre is allocated to these beneficiaries, whether or not they are in camps, during five winter months.

SOCIAL WELFARE

Table 7

CO-OPERATIVES AND GROUP PROJECTS IN REFUGEE CAMPS AND INSTALLATIONS

A. CO-OPERATIVES				
Type of co-operative	Camp or installation	Number of families benefiting	Initial assistance from UNRWA (U.S. dollars)	Outside assistance
<i>Lebanon</i>				
Consumer.....	Mar Elias	48	925	
Canteen.....	2 schools	96	50	
<i>Syrian Arab Republic</i>				
Bakery.....	Khan Dannoun	73	1,125	
<i>Gaza</i>				
Consumer.....	Nuseirat	360	346	
Consumer.....	Bureij	115	346	
Soap-making.....	Maghazi	7	754	
Consumer.....	Jabalia	139	—	Land and initial supplies from Government authorities
Canteen.....	3 schools	1,450	—	
<i>Jordan</i>				
Agricultural.....	Karameh	50	1,400	\$24,000 from Government
Savings and credit (agricultural).....	Nuweimeh	15	560	—
Bus co-operative.....	Deir Ammar	374	1,385	—
Handicraft.....	Kalandia	48	350	\$ 2,044 from various sources
Handicraft.....	Tulkarem	22	462	
Mat-making.....	Akabat Jaber	32	1,568	—
Bakery.....	Jalazone	30	560	—
Bakery.....	Fawwar	82	977	—
			plus 1½ tons solar oil	
Bakery.....	Balata	127	980	—
			plus 1½ tons solar oil	
Canteen.....	1 school	158	—	—
Canteen.....	4 youth centres	117	—	—
Savings.....	32 schools	2,892	—	—
B. GROUP PROJECTS				
Type of project	Camp or installation	Number of families benefiting	Initial assistance from UNRWA (U.S. dollars)	Outside assistance
<i>Lebanon</i>				
Wool-knitting.....	Ein El-Hilweh	10	380 plus wool	—
<i>Gaza</i>				
Poultry.....	Maghazi	3	1,038	1,000 chicks (Heifer project)
Cane-making.....	Khan Younis	12	—	\$622 (NECC)
Pottery.....	Jabalia	4	276	\$621 (NECC)
<i>Jordan</i>				
Vegetable market.....	Akabat Jaber	32	308 plus roofing materials	
Mosque.....	Nuweimeh	All camp inhabitants	Roofing materials	
Mosque.....	Tulkarem	All camp inhabitants	Roofing materials	
Brick-making.....	Jalazone	7	420	

Table 8

VOLUNTARY AGENCIES DONATING CLOTHING TO
PALESTINE REFUGEES, 1962-1963

American Friends Service Committee
American Middle East Relief Association
Canadian Lutheran World Relief
Catholic Relief Services (United States)
Church of Denmark Inter-Church Aid Committee
Church of Scotland
Church World Service (United States)
Lutheran World Relief, Inc.
Mennonite Central Committee (United States)
New Zealand Council of Organizations for Relief Services Overseas, Inc. (CORSO)
Norwegian Church
Oxford Committee for Famine Relief (United Kingdom)
Red Cross Societies (United Kingdom and New Zealand)
Red Cross Society (Canada)
Unitarian Service Committee of Canada
United Church of Canada
Vastkustens Efterkrigshjelp (Sweden)
Women's Voluntary Services (United Kingdom)

Table 9

VOLUNTARY AGENCIES IN THE AREA OF UNRWA OPERATIONS
GIVING ACTIVE HELP TO PALESTINE REFUGEES, 1962-1963

CARE (Co-operative for American Relief Everywhere, Inc.)
The Church Missionary Society (in Jordan)
The Lutheran World Federation (in Jordan and the Syrian Arab Republic)
The Mennonite Central Committee (in Jordan)
The Near East Christian Council Committee for Refugee Work (in Gaza, in Lebanon through the Joint Christian Committee, in Jordan directly and through the International Church Committee)
The Pontifical Mission (in Lebanon, Jordan and Gaza)
The Southern Baptist Mission U.S. (hospital in Gaza)
UNRWA Women's Auxiliary
The World Council of Churches
The Young Men's Christian Association (in Jordan, Gaza and Lebanon)
The Young Women's Christian Association (in Jordan)
The World Alliance of YMCA's

HEALTH AND SUPPLEMENTARY FEEDING

Table 10

NUMBER OF VISITS TO UNRWA AND SUBSIDIZED CLINICS, 1 JULY 1962-30 JUNE 1963

	<i>Lebanon</i>	<i>Syrian Arab Republic</i>	<i>Jordan</i>	<i>Gaza</i>	<i>Total</i>
Population served by medical services.....	127,122	114,595	606,673	263,213	1,111,603
General medical cases.....	343,556	344,273	672,197	470,315	1,830,341
Injections.....	268,745	266,484	530,994	316,757	1,382,980
Dressings and skin.....	251,986	154,187	696,206	485,725	1,588,104
Eye cases.....	181,402	80,960	741,226	598,458	1,602,046
Dental.....	30,598	11,379	27,096	16,121	85,194
TOTAL	1,076,287	857,283	2,667,719	1,887,376	6,488,665

Table 11

HOSPITAL FACILITIES AVAILABLE TO PALESTINE REFUGEES, 1962-1963

<i>Hospitals</i>	
Government and local authorities.....	26
Voluntary societies or private.....	42
UNRWA.....	4
TOTAL	72

In addition there are 3 maternity centres in Jordan and 7 in Gaza.

<i>Number of beds available</i>	<i>Lebanon</i>	<i>Syrian Arab Republic</i>	<i>Jordan</i>	<i>Gaza</i>	<i>Total</i>
General.....	143	77	599	319	1,138
Tuberculosis.....	74	22	117	150	363
Maternity.....	6	7	56	74	143
Paediatrics.....	17	10	166	53	246
Mental.....	59	2	50	0	111
TOTAL	299	118	988	596	2,001
Beds per 1,000 population..	2.35	1.02	1.62	2.26	1.80

LABORATORY SERVICES

During the year 1 July 1962-30 June 1963, 72,360 tests were carried out. The most significant of these were as follows:

Services	Number examined	Number positive
<i>Blood</i>		
Films for malaria and relapsing fever	2,140	
Malaria		53
Relapsing fever		0
Widal	1,377	318
Weil Felix	634	0
STS	28,333	517
<i>Stools</i>		
Ova and parasites	36,554	
Ascaris		7,714
Taenia		1,128
Ankylostoma		563
Trichiuris trichiura		2,333
Amoebae Hist. (Cysts. or Troph.)		2,522
<i>Smears and cultures</i>		
Coryn. Diphtheria	208	2
Neisser. Gonorrhoea	56	21
Mycobact. Tuberculosis	3,058	542

Table 13

INFECTIOUS DISEASES RECORDED AMONG PALESTINE REFUGEE POPULATION,
1 JULY 1962-30 JUNE 1963

	Lebanon	Syrian Arab Republic	Jordan	Gaza	Total
Population	127,122	114,595	606,673	263,213	1,111,603
Plague	0	0	0	0	0
Cholera	0	0	0	0	0
Yellow fever	0	0	0	0	0
Smallpox	0	0	0	0	0
Typhus (louse borne)	0	0	0	0	0
Relapsing fever (louse borne)	0	0	0	0	0
Relapsing fever (endemic)	0	0	5	0	5
Diphtheria	1	2	5	0	8
Measles	615	1,303	4,151	3,460	9,529
Whooping cough	1,228	83	294	637	2,242
Chickenpox	1,386	789	3,589	1,318	7,082
Mumps	1,113	883	1,910	2,401	6,307
Meningitis (cerebro-spinal)	4	3	7	3	17
Poliomyelitis	16	7	49	4	76
Enteric group fevers	7	205	56	49	317
Malaria	12	1	4	39	56
Bilharziasis	0	0	1	85	86
Ankylostomiasis	38	0	5	217	260
Tuberculosis	90	65	77	189	421
Syphilis	64	8	21	126	219
Gonorrhoea	1	0	3	12	16
Scarlet fever	0	0	0	0	0
Rabies	0	1	0	0	1
Tetanus	1	0	4	1	6
Tetanus neonatorum	1	0	3	31	35
Brucellosis	0	0	0	0	0
Infective hepatitis	70	87	171	277	605
Leishmaniasis cutaneous	0	91	0	0	91
The following statistics show the number of clinic attendances in respect of the diseases indicated:					
Dysentery	13,325	3,606	4,460	13,995	35,386
Trachoma	577	125	17,075	15,705	33,482
Conjunctivitis	13,088	11,361	56,302	30,278	111,029

Table 14

MATERNAL AND CHILD HEALTH

<i>Ante-natal services</i>	<i>Lebanon</i>	<i>Syrian Arab Republic</i>	<i>Jordan</i>	<i>Gaza</i>	<i>Total</i>
Number of ante-natal clinics.....	20	25	29	9	83
Number of pregnant women newly registered.....	5,514	2,865	12,064	14,731	35,174
Average monthly attendance.....	1,604	940	3,805	4,386	10,735
Number of STS performed.....	1,937	1,482	5,401	13,263	22,083
Number of cases positive serology.....	67	18	22	145	252
Number of home visits (ante-natal care).....	1,845	1,308	1,754	277	5,184
<i>Infant health care</i>					
Number of infant health centres.....	20	25	27	9	81
Number registered 0-1 year monthly average....	4,270	3,040	8,281	11,452	27,043
Number attended 0-1 year, monthly average....	3,879	2,559	7,208	9,968	23,614
Number registered 1-2 years, monthly average....	3,773	2,979	6,863	8,216	21,831
Number attended 1-2 years, monthly average....	1,474	1,119	4,198	3,666	10,457
Number of smallpox vaccinations*	5,106	2,564	6,009	13,505	27,184
Number of TAB immunizations completed*	2,544	1,570	4,284	5,061	13,459
Number of triple vaccine immunizations completed*	3,538	2,916	7,489	6,602	20,545
Number of home visits (infant care).....	12,270	10,024	23,941	2,510	48,745
<i>School health service</i>					
Number of school teams.....	1	1	2	1	5
Number of children examined.....	3,522	10,040	20,983	6,579	41,124
Number of schools inspected.....	172	128	171	156	627
Number of TAB boosters given*	22,010	46	5,459	55,618	83,133
Number of diphtheria boosters given*	3,323	584	14,016	6,629	24,552

* In addition to vaccinations carried out in infant health centres and in schools there are periodic vaccination campaigns referred to in the text of the report.

Table 15

UNRWA SUPPLEMENTARY FEEDING PROGRAMME

Average number of beneficiaries, 1 July 1962-30 June 1963

Country	DAILY COOKED MEAL BENEFICIARIES Average for the year				MONTHLY DRY RATION BENEFICIARIES Average for the year				
	Number of feeding centres	0-2 yrs.	2-15 yrs. and special cases	Total	Pregnant women	Nursing mothers	TB out-patients	Total	Grand total
Lebanon	22	549	3,989	4,538	1,366	3,283	82	4,731	9,269
Syrian Arab Republic	18	495	4,206	4,701	841	2,166	177	3,184	7,885
Jordan	{ 48 23 ^a	{ 1,761 196	{ 16,360 1,259	19,576	3,359	11,872	569	15,800	35,376
Gaza	16	1,293	10,875	12,168	4,555	9,767	421	14,743	26,911
	127	4,294	36,689	40,983	10,121	27,088	11,249	38,458	79,441

^a Centres operated by voluntary societies.

Table 16

UNRWA MILK PROGRAMME

Average number of beneficiaries, 1 July 1962-30 June 1963

Country	Number of milk centres		Daily number of beneficiaries Average for the year			Total
	Preparation and distribution	Distribution only	Milk distribution centres	Schools	Orphanages, medical prescriptions, etc.	
Lebanon	23	7	29,893	7,121	193	37,207
Syrian Arab Republic	22	0	26,923	10,980	44	37,947
Jordan	{ 84 29 ^a	6	{ 48,948 1,695	24,952	29	75,624
Gaza	16	0	18,124	29,440	0	47,564
	174	13	125,583	72,493 ^b	266	198,342

^a Centres operated by voluntary societies.^b Average for the scholastic year.

GENERAL EDUCATION

Table 17

UNRWA-UNESCO SCHOOLS

Number of elementary, preparatory and secondary pupils, 1951-1963

Country	1951	1952	1953	1954	1955	1956	1957	1958	1959	1960	1961	1962	1963
Gaza													
Elementary....	19,543	22,551	25,702	31,107	34,016	35,087	34,876	35,163	34,806	36,633	36,591	37,885	38,470
Preparatory....	61	164	675	1,781	3,339	4,937	6,410	7,495	8,244	8,481	9,841	10,641	12,797
Secondary.....	—	—	—	—	—	—	—	—	—	—	—	—	—
TOTAL	19,604	22,715	26,377	32,888	37,355	40,024	41,286	42,658	43,050	45,114	46,432	48,526	51,267
Jordan													
Elementary....	16,345	15,882	30,118	39,188	42,144	43,649	42,431	41,600	39,519	38,223	38,309	41,000	45,531
Preparatory....	—	—	87	790	1,612	2,862	4,274	5,357	6,714	6,898	7,437	8,384	8,492
Secondary.....	—	—	—	22	82	200	334	495	578	612	598	875	—
TOTAL	16,345	15,882	30,205	40,000	43,838	46,711	47,039	47,452	46,811	45,733	46,344	50,259	54,023
Lebanon													
Elementary....	4,564	6,291	9,332	11,695	12,567	12,983	13,155	13,936	14,881	15,422	16,292	17,124	17,411
Preparatory....	—	—	86	384	620	948	1,003	996	1,325	1,668	2,159	2,676	2,680
Secondary.....	—	—	—	—	—	—	—	—	—	—	—	—	—
TOTAL	4,564	6,291	9,418	12,079	13,187	13,931	14,158	14,932	16,206	17,090	18,451	19,800	20,091
Syrian Arab Republic													
Elementary....	2,599	2,895	5,410	8,758	9,700	10,288	11,042	11,332	12,256	13,354	13,685	14,430	15,618
Preparatory....	—	—	166	864	671	936	1,180	1,562	1,916	2,592	3,589	4,122	4,459
Secondary.....	—	—	—	—	—	—	—	—	—	—	—	—	—
TOTAL	2,599	2,895	5,576	9,622	10,371	11,224	12,222	12,894	14,172	15,946	17,274	18,552	20,077
GRAND TOTAL													
Elementary....	43,051	47,619	70,562	90,748	98,427	102,007	101,504	102,031	101,462	103,632	104,877	110,439	117,030
Preparatory....	61	164	1,014	3,819	6,242	9,683	12,867	15,410	18,199	19,639	23,026	25,823	28,428
Secondary.....	—	—	—	22	82	200	334	495	578	612	598	875	—
TOTAL	43,112	47,783	71,576	94,589	104,751	111,890	114,705	117,936	120,239	123,883	128,501	137,137	145,458

Table 18

NUMBER OF REFUGEE PUPILS ATTENDING GOVERNMENT AND PRIVATE SCHOOLS AS OF 31ST MAY 1963 SHOWING NUMBER FOR WHOM UNRWA PAYS SUBSIDY

Country	Elementary		Preparatory		Secondary		Total	
	Government schools	Private schools	Government schools	Private schools	Government schools	Private schools		
Gaza.....	—	(—)	—	(—)	6,162	(3,400)	6,162	(3,400)
Jordan.....	15,215 ^a	(15,215) ^a	3,623	(3,623)	5,244	(4,940) ^b	31,099	(28,735)
Lebanon.....	629	(440)	5,404	(3,534)	153	(117)	9,222	(6,112)
Syrian Arab Republic.....	4,651	(4,651)	298	(298)	669	(669)	8,208	(8,208)
TOTAL	20,495	(20,306)	9,325	(7,455)	6,066	(5,726)	54,691	(46,455)

Note: The number of pupils for whom UNRWA pays a subsidy are shown in parentheses.

^a The figures are provisional.

^b UNRWA pays a subsidy in respect of 9,500 pupils receiving preparatory and secondary education in government schools in Jordan; the division of subsidized pupils between preparatory and secondary schools is an estimate only.

Table 19

UNRWA/UNESCO SCHOOLS SHOWING NUMBER OF PUPILS BY GRADES AS AT 31ST MAY 1963

ELEMENTARY

Country	I elementary		II elementary		III elementary		IV elementary		V elementary		VI elementary		Total elementary	
	Boys	Girls	Boys	Girls	Boys	Girls	Boys	Girls	Boys	Girls	Boys	Girls	Boys	Girls
Gaza.....	3,461	3,397	3,463	3,159	3,321	3,241	3,419	3,246	3,115	2,743	3,474	2,431	20,253	18,217
Jordan.....	5,493	5,668	4,726	4,285	4,158	3,557	4,315	3,119	3,469	2,139	3,060	1,542	25,221	20,310
Lebanon.....	1,571	1,300	1,821	1,420	1,886	1,544	1,649	1,260	1,547	1,083	1,475	855	9,949	7,462
Syrian Arab Republic..	1,860	1,461	1,611	1,262	1,595	1,178	1,464	1,071	1,411	881	1,173	651	9,114	6,504
TOTAL	12,385	11,826	11,621	10,126	10,960	9,520	10,847	8,696	9,542	6,846	9,182	5,479	64,537	52,493
GRAND TOTAL	24,211		21,747		20,480		19,543		16,388		14,661		117,030	

PREPARATORY

Country	I preparatory		II preparatory		III preparatory		IV preparatory		Total preparatory	
	Boys	Girls	Boys	Girls	Boys	Girls	Boys	Girls	Boys	Girls
Gaza.....	2,814	2,470	1,664	1,598	2,658	1,593	—	—	7,136	5,661
Jordan.....	2,434	912	2,219	754	1,614	559	—	—	6,267	2,225
Lebanon.....	493	194	693	288	552	210	223	27	1,961	719
Syrian Arab Republic.....	1,123	517	976	417	1,038	388	—	—	3,137	1,322
TOTAL	6,864	4,093	5,552	3,057	5,862	2,750	223	27	18,501	9,927
GRAND TOTAL	10,957		8,609		8,612		250		28,428	

Table 20

DISTRIBUTION OF REFUGEE PUPILS RECEIVING EDUCATION AS OF 31ST MAY 1963

Country	Number of UNRWA/UNESCO schools	Number of pupils in elementary classes at UNRWA/UNESCO schools			Number of pupils in preparatory classes at UNRWA/UNESCO schools			Number of refugee pupils in government and private schools		Total number of refugee pupils receiving education
		Boys	Girls	Total	Boys	Girls	Total	Government schools	Private schools	
Gaza.....	88	20,253	18,217	38,470	7,136	5,661	12,797	6,162	—	57,429
Jordan.....	174	25,221	20,310	45,531	6,267	2,225	8,492	25,344 ^a	5,755	85,122
Lebanon.....	61	9,949	7,462	17,411	1,961	719	2,680	805	8,417	29,313
Syrian Arab Republic..	80	9,114	6,504	15,618	3,137	1,322	4,459	6,330	1,878	28,285
TOTAL	403	64,537	52,493	117,030	18,501	9,927	28,428	38,641	16,050	200,149

^a The figures are provisional.

VOCATIONAL TRAINING

Table 21

VOCATIONAL AND TEACHER TRAINING FACILITIES AND OUTPUT, 1952-1963

Centre	Initial date of operation	Annual output 1962-1963												Provi- sional 1963	Cumu- lative output
		1952	1953	1954	1955	1956	1957	1958	1959	1960	1961	1962			
Vocational Training Centre, Kalandia, Jordan.....	February 1954	—	—	—	136	39	37	130	79	193	157	195	162	1,128	
Vocational Training Centre, Wadi Seer, Jordan.....	September 1960	—	—	—	—	—	—	—	—	—	64	183	231	478	
Vocational Training Centre, Gaza.....	September 1954	—	—	—	29	144	—	122	32	139	45	124	63	698	
Vocational Training Centre, Damascus, Syrian Arab Republic.....	November 1961	—	—	—	—	—	—	—	—	—	—	16	173	189	
Vocational Training Centre, Sibliin, Lebanon.....	September 1962	—	—	—	—	—	—	—	—	—	—	—	80	80	
Agriculture Training Centre, Beit Hanoun, Gaza.....	September 1961	—	—	—	—	—	—	—	—	—	—	—	—	—	
Teacher Training Centre for Men, Ramallah, Jordan.....	September 1960	—	—	—	—	—	—	—	—	—	—	99	89	188	
Ramallah Women's Training Centre, Jordan ^a	September 1962	—	—	—	—	—	—	—	11	25	19	46	—	101	
Teacher Training Centre for Men, Homs, Syrian Arab Republic.....	October 1962	—	—	—	—	—	—	—	—	—	—	—	57	57	
Teacher Training Courses, Gaza.....	September 1961	—	—	—	—	—	—	—	—	—	—	—	—	—	
Teacher Training Courses, Cairo, U.A.R....	September 1961	—	—	—	—	—	—	—	—	—	—	—	—	—	
Secretarial Evening Courses, Beirut and Tripoli, Lebanon.....	January 1952	30	29	—	74	64	14	18	30	28	30	30	30	377	
Vocational Training Course at 'Amilieh Institute, Beirut, Lebanon.....	September 1962	—	—	—	—	—	—	—	—	—	—	—	—	—	
Vocational Training Course at Matariyeh Industrial and Technical Training Institute, U.A.R.....	September 1962	—	—	—	—	—	—	—	—	—	—	—	—	—	
TOTAL		30	29	—	239	247	51	270	152	385	315	693	885	3,296	

^a As of September 1962 the former Women's Teacher Training Centre, Ramallah, moved to a new combined teacher and vocational training centre.

Table 22

PLANNED ENROLMENT AND FORECAST OF CAPACITY AND OUTPUT OF VOCATIONAL AND TEACHER TRAINING CENTRES PROGRAMME, 1962-1963, 1963-1964 and 1964-1965

Capacity: total number of trainee places

Enrolment: number of trainee places available in current year

Graduates: assuming 100 per cent enrolment

Centre	1962-1963			1963-1964			1964-1965		
	Capacity	Enrolment	Graduates	Capacity	Enrolment	Graduates	Capacity	Enrolment	Graduates
Vocational Training Centre, Kalandia, Jordan.....	392	348	164	392	392	252	392	392	212
Vocational Training Centre, Wadi Seer, Jordan.....	404	404	264	396	396	228	396	396	240
Vocational Training Centre, Gaza.....	368	276	64	368	368	212	368	368	156
Vocational Training Centre, Damascus, Syrian Arab Republic.....	392	392	244	392	392	264	392	392	236
Vocational Training Centre, Sibliin, Lebanon.....	396	288	88	396	396	288	396	396	180
Agriculture Training Centre, Beit Hanoun, Gaza.....	75	50	—	75	75	25	75	75	25
Teacher Training Centre for Men, Ramallah, Jordan.....	400	300	100	400	400	200	400	400	200
Ramallah Women's Training Centre, Jordan.....	633	294	—	633	538	149	633	633	244
Teacher Training Centre for Men, Homs, Syrian Arab Republic.....	192	192	192	192	192	192	192	192	192
Technical and Teacher Training Institute, Sibliin, Lebanon.....	—	—	—	264	157	50	264	264	157
Teacher Training Courses, Gaza ^a	240	240	—	240	240	—	240	240	—
Teacher Training Courses, Cairo, U.A.R. ^a	90	60	—	90	90	—	90	90	30
Secretarial Evening Courses, Beirut and Tripoli, Lebanon ^a	30	30	30	30	30	30	30	30	30
Vocational Training Course at 'Amilieh Institute, Beirut, Lebanon ^a	20	20	—	20	20	—	20	20	20
Vocational Training Course at Matariyeh Industrial and Technical Training Institute, U.A.R. ^a	60	12	—	60	24	—	60	36	—
TOTAL	3,692	2,906	1,146	3,948	3,710	1,890	3,948	3,924	1,922

^a Non-UNRWA institutions.

UNIVERSITY SCHOLARSHIPS

Table 23

DISTRIBUTION OF UNRWA UNIVERSITY SCHOLARSHIP HOLDERS BY FACULTIES, 1962-1963

<i>Faculty</i>	<i>Gaza</i>	<i>Jordan</i>	<i>Lebanon</i>	<i>Syrian Arab Republic</i>	<i>Total</i>
Arts and sciences.....	46	60	33	11	150
Agriculture.....	5	—	—	4	9
Commerce.....	4	—	—	1	5
Dentistry.....	—	7	1	—	8
Economics.....	1	1	—	—	2
Education.....	1	—	—	1	2
Engineering.....	48	61	31	32	172
Forestry.....	—	2	—	3	5
Medicine.....	42	80	12	22	156
Pharmacy.....	9	5	—	4	18
Sanitation.....	1	—	1	1	3
Statistics.....	1	—	1	—	2
TOTAL	158	216	79	79	532
Vacancies.....	1	4	2	5	12

FINANCE

Table 24

SUMMARY STATEMENT OF INCOME, EXPENDITURE AND WORKING CAPITAL OF UNRWA, 1 MAY 1950—31 DECEMBER 1963^a
(in US dollars)

<i>For the period</i>	<i>Pledges from Governments</i>	<i>Other income</i>	<i>Total income</i>	<i>Expenditure</i>	<i>Adjustments to working capital^b increases (decreases)</i>	<i>Free working capital at programme end</i>
1 May 1950 to 30 June 1951.....	39,477,281	1,346,325	40,823,606	33,598,972 ^b	—	7,224,634
1 July 1951 to 30 June 1952.....	67,686,495	1,018,785	68,705,280	28,573,058	215,792	47,572,648
1 July 1952 to 30 June 1953.....	26,867,673	440,419	27,308,092	26,778,934	518,220	48,620,026
1 July 1953 to 30 June 1954.....	22,684,330	575,024	23,259,354	29,192,012	(157,264)	42,530,104
1 July 1954 to 30 June 1955.....	23,673,500	594,161	24,267,661	29,222,705	(114,217)	37,460,843
1 July 1955 to 30 June 1956.....	23,385,026	571,866	23,956,892	32,198,550	(164,814)	29,054,371
1 July 1956 to 31 December 1957.....	42,378,773	1,072,872	43,451,645	52,464,139	198,575	20,240,452
1 January 1958 to 31 December 1958....	32,555,876	1,104,793	33,660,669	32,777,564	36,519	21,160,076
1 January 1959 to 31 December 1959....	32,625,400	1,405,205	34,030,605	35,015,817	110,688	20,285,552
1 January 1960 to 31 December 1960....	33,828,887	2,629,135	36,458,022	34,674,460	150,084	22,219,198
1 January 1961 to 31 December 1961....	34,386,052	2,306,293	36,692,345	39,051,521	194,943	20,054,965
1 January 1962 to 31 December 1962....	34,308,775	1,346,239	35,655,014	35,688,844	615,154	20,636,289
1 January 1963 to 31 December 1963....	34,742,929 ^d	1,140,000 ^d	35,882,929 ^d	36,665,000 ^d	—	19,854,218 ^d
TOTAL	448,600,997	15,551,117	464,152,114	445,901,576	1,603,680	

^a The figures in this table are based on the Agency's audited financial statements through 1962, but have been modified in order to reflect clearly for each fiscal year the income and expenditure (including commitments) applicable to that year's budget, regardless of when the income was actually received or the expenditure actually incurred. This basis of reporting was first adopted in the Commissioner-General's report for 1961-1962, and a few minor changes have since had to be made in the figures contained in that report.

^b Includes \$2,646,909 deficit of United Nations Relief for Palestine Refugees paid by UNRWA.

^c These adjustments represent principally the liquidation in subsequent years of liabilities and commitments at less than amounts originally charged to expenditure account. Also included are adjustments arising from revaluation of inventory, recovery of assets previously charged to expenditure and price variations on supplies not chargeable to a particular budget heading. These adjustments are shown separately because of the difficulty in identifying the specific prior year to which the adjustments pertain.

^d Estimated figures.

Table 25

DETAILED STATEMENT OF INCOME TO UNRWA, 1 MAY 1950—31 DECEMBER 1963^a

(in US dollars)

Contributor	For the period							Total income
	1/5/50- 31/12/57	12 months						
		31/12/58	31/12/59	31/12/60	31/12/61	31/12/62	31/12/63 ^b	
I. PLEDGES BY GOVERNMENTS								
Australia.....	1,590,303	195,200	190,400	196,000	201,600	201,600	201,600	2,776,703
Austria.....	4,550	1,400	2,000	2,000	2,000	2,000	3,000	16,950
Bahrein.....	23,867	—	—	—	—	—	—	23,867
Belgium.....	176,000	20,000	30,000	20,000	30,000	30,000	30,000	336,000
Bolivia.....	5,000	—	—	—	—	—	—	5,000
Brazil.....	25,000	—	—	—	—	—	—	25,000
Burma.....	8,500	—	—	1,046	—	—	—	9,546
Cambodia.....	4,000	—	857	571	571	571	571	7,141
Canada.....	4,302,188	2,075,000	2,075,000	3,060,000	2,069,500	925,000	925,000	15,431,688
Ceylon.....	1,400	—	—	—	1,000	1,000	—	3,400
Cyprus.....	—	—	—	—	560	563	—	1,123
Cuba.....	—	—	5,000	—	—	—	—	5,000
Denmark.....	275,390	72,400	43,440	43,440	47,060	50,680	68,680	601,090
Dominican Republic..	5,000	—	—	—	—	—	1,000	6,000
El Salvador.....	500	—	—	—	—	—	—	500
Ethiopia.....	35,500	—	—	—	—	—	—	35,500
Finland.....	3,000	—	—	—	—	10,000	10,000	23,000
France.....	10,516,174	252,305	264,002	182,757	182,209	192,458	192,320	11,782,225
Gambia.....	—	—	30	—	—	—	—	30
Gaza authorities.....	19,157	22,986	129,592	130,045	124,721	86,504	105,600	618,605
Germany, Federal Republic of.....	65,410	190,476	238,095	238,095	250,000	625,000	625,000	2,232,076
Ghana.....	—	—	3,000	3,000	3,000	3,000	3,000	15,000
Greece.....	113,517	39,000	15,000	17,500	15,000	15,000	15,000	230,017
Haiti.....	6,000	—	—	—	—	—	—	6,000
Honduras.....	2,500	—	—	—	—	—	—	2,500
Holy See.....	—	—	1,000	—	10,965	1,000	1,000	13,965
India.....	187,999	15,756	10,504	13,235	21,008	21,008	21,008	290,518
Indonesia.....	240,000	—	—	—	—	—	—	240,000
Iran.....	11,154	5,333	5,666	6,000	3,000	6,000	6,000	43,153
Ireland.....	—	—	2,814	7,000	14,062	20,000	20,000	63,876
Israel.....	256,547	—	—	—	—	—	—	256,547
Italy.....	100,471	40,000	40,000	80,000	80,000	80,000	80,000	500,471
Japan.....	50,000	10,000	10,000	12,500	10,000	10,000	10,000	112,500
Jordan.....	743,203	100,935	99,045	98,550	98,280	100,820	100,820	1,341,653
Korea.....	4,000	—	—	—	1,500	1,000	—	6,500
Kuwait.....	31,500	—	—	—	131,250	220,000	220,000	602,750
Laos.....	1,207	—	1,000	500	—	—	—	2,707
Lebanon.....	401,114	7,788	23,844	23,844	40,125	44,967	44,967	586,649
Liberia.....	—	5,000	6,500	5,000	5,000	5,000	5,000	31,500
Libya.....	—	14,000	10,000	—	—	—	—	24,000
Luxembourg.....	14,000	2,000	2,000	2,000	2,000	3,000	2,000	27,000
Malaya, Federation of.....	1,500	—	3,000	1,500	1,500	1,500	15,738	24,738
Mexico.....	115,691	—	—	—	—	—	—	115,691
Monaco.....	1,429	2,381	203	204	1,224	204	204	5,849
Morocco.....	5,714	4,762	4,796	4,000	40,687	19,802	4,000	83,761
Netherlands.....	197,369	32,895	65,790	65,790	69,061	110,497	110,497	651,899
New Zealand.....	1,008,000	140,000	140,000	168,000	140,000	140,000	140,000	1,876,000
Nigeria.....	—	—	—	—	—	—	5,000	5,000
Norway.....	305,569	49,000	42,000	42,000	42,000	49,000	56,000	585,569
Pakistan.....	393,719	20,964	20,964	22,014	20,953	20,964	20,964	520,542
Philippines.....	11,250	—	—	—	—	—	—	11,250
Qatar.....	41,895	—	—	—	—	—	20,833	62,728
Rhodesia and Nyasaland.....	39,200	—	—	—	—	—	—	39,200

Table 25 (continued)

DETAILED STATEMENT OF INCOME TO UNRWA, 1 MAY 1950—31 DECEMBER 1963^a

(in US dollars)

Contributor	For the period							Total income
	1/5/50- 31/12/57	12 months						
		31/12/58	31/12/59	31/12/60	31/12/61	31/12/62	31/12/63 ^b	
I. PLEDGES BY GOVERNMENTS (continued)								
Saudi Arabia	539,777	100,000	186,038	197,778	100,000	—	485,774	1,609,367
Spain	—	16,667	—	—	—	—	9,000	25,667
Sudan	144,000	4,200	—	—	2,870	2,870	2,870	156,810
Sweden	337,927	96,873	57,915	57,915	57,915	482,950	414,432	1,505,927
Switzerland	58,409	70,093	35,047	35,046	34,884	216,116	168,366	617,961
Syrian Arab Republic .	657,821	76,498	81,909	83,474	74,439	96,987	76,385	1,147,513
Thailand	—	—	3,125	—	—	—	—	3,125
Tunisia	—	2,000	2,000	—	2,000	2,000	2,000	10,000
Turkey	15,714	5,045	5,000	5,000	5,000	8,000	8,000	51,759
United Arab Republic	2,647,239	228,850	326,324	339,083	418,397	359,214	388,800	4,707,907
United Kingdom of Great Britain and Northern Ireland . . .	46,900,004	5,600,000	5,400,000	5,624,000	5,400,000	5,400,000	5,400,000	79,724,004
United States of America	173,222,000	22,996,069	23,000,000	23,000,000	24,350,000	24,700,000	24,700,000	315,968,069
Uruguay	5,000	—	—	—	—	—	—	5,000
Viet-Nam	11,000	—	2,500	—	2,500	2,500	2,500	21,000
Yugoslavia	268,700	40,000	40,000	40,000	40,000	40,000	20,000	488,700
Sundry Governments through World Refugee Year Stamp Plan	—	—	—	—	238,211	—	—	238,211
TOTAL GOVERNMENT PLEDGES	246,153,078	32,555,876	32,625,400	33,828,887	34,386,052	34,308,775	34,742,929	448,600,997
II. CONTRIBUTIONS FROM OTHERS								
UNESCO	566,868	82,268	114,916	164,121	186,703	280,841	296,000	1,691,717
WHO	283,284	33,029	33,610	25,254	27,582	50,053	44,000	496,812
Sundry donors	1,689,265	142,075	254,392	1,118,528	986,243	627,290	400,000	5,217,793
TOTAL CONTRIBUTIONS FROM OTHERS	2,539,417	257,372	402,918	1,307,903	1,200,528	958,184	740,000	7,406,322
III. MISCELLANEOUS INCOME AND EXCHANGE ADJUSTMENTS								
	3,080,035	847,421	1,002,287	1,321,232	1,105,765	388,055	400,000	8,144,795
TOTAL INCOME	251,772,530	33,660,669	34,030,605	36,458,022	36,692,345	35,655,014	35,882,929	464,152,114

^a The figures in this table are based upon the Agency's audited financial statements through 1962, but have been modified to show for each year the government pledges applicable to that

year, regardless of when payment was actually made.

^b Estimated figures.

Table 26

**STATEMENT OF EXTRA-BUDGETARY INCOME FOR VOCATIONAL TRAINING SCHOLARSHIPS
AND RELATED PURPOSES, FOR THE PERIOD 1 OCTOBER 1961 TO 30 JUNE 1963^a**

(in US dollars)

I. PLEDGES BY GOVERNMENTS				
<i>Contributor</i>	<i>For 1961</i>	<i>For 1962</i>	<i>For 1963</i>	<i>Total</i>
Denmark.....	—	—	18,000	18,000 ^b
Finland.....	—	10,000	10,000	20,000
Kuwait.....	—	100,000	100,000	200,000
Malaya, Federation of.....	—	—	14,238	14,238
Qatar.....	—	—	20,833	20,833
Saudi Arabia.....	100,000	—	—	100,000
Sweden.....	—	425,035	164,850	589,885 ^b
Switzerland.....	—	181,232	133,482	314,714
TOTAL GOVERNMENT PLEDGES	100,000	716,267	461,403	1,277,670
II. CONTRIBUTIONS AND PLEDGES FROM NON-GOVERNMENTAL SOURCES				
<i>Contributor</i>	<i>Contribu- tions in 1961</i>	<i>Contribu- tions in 1962</i>	<i>Contribu- tions in 1963</i>	<i>Total</i>
<i>Australia</i>				
Australian National Committee for World Refugee Year.....	—	12,096	—	12,096
United Nations Association of Aus- tralia, Victoria Branch.....	—	1,008	504	1,512
	—	13,104	504	13,608
<i>Austria</i>				
Caritas.....	—	3,905	—	3,905
<i>Canada</i>				
Anglican Church of Canada, Primate's World Relief Fund....	—	4,625	—	4,625
Leonard W. Brockington.....	—	462	463	925
Canadian Federation of Business and Professional Women's Clubs.....	—	—	3,245	3,245
Canadian Junior Red Cross.....	—	23,125	23,125	46,250
Alan Henderson.....	—	951	—	951
D. C. and Mrs. Henderson.....	—	4,689	—	4,689
United Nations Association of Canada	—	213	521	734
Miscellaneous contributions, includ- ing donations from individuals of one annual scholarship.....	—	1,155	—	1,155
	—	35,220	4,229	65,574
<i>Germany, Federal Republic of</i>				
H. J. Abs.....	—	500	500	1,000
Robert Bosch GmbH.....	—	1,529	1,500	3,029
Deutschen Angestellten Gewerk- schaft.....	—	—	500	500
Index-Werke K. G., Hahn and Tessky.....	—	—	500	500
Misereor.....	—	50,066	—	50,066
Siemens and Halske—A. G.....	—	—	750	750
	—	52,095	2,250	55,845
<i>Finland</i>				
Finnish Girl Guides.....	—	3,132	—	3,132
Sundry donations.....	—	—	366	366
	—	3,132	366	3,498
<i>Ireland</i>				
Irish Red Cross.....	626	—	—	626

Table 26 (continued)

STATEMENT OF EXTRA-BUDGETARY INCOME FOR VOCATIONAL TRAINING SCHOLARSHIPS
AND RELATED PURPOSES, FOR THE PERIOD 1 OCTOBER 1961 TO 30 JUNE 1963*

(in US dollars)

II. CONTRIBUTIONS AND PLEDGES FROM NON-GOVERNMENTAL SOURCES (continued)					
Contributor	Contributions in 1961	Contributions in 1962	Contributions in 1963	Pledges for 1963	Total
<i>Italy</i>					
Olivetti Company.....	—	—	4,982	—	4,982
<i>Monaco</i>					
Monaco Girl Guides Association....	—	—	500	—	500
<i>New Zealand</i>					
New Zealand Council of Organizations for Relief Overseas (CORSO)	6,342	—	7,000	43,500	56,842
<i>Norway</i>					
Norwegian Refugee Council.....	—	—	—	8,000	8,000
Save the Children Fund.....	—	9,942	—	—	9,942
Swedish Red Cross.....	—	1,314	—	—	1,314
Women's International League for Peace and Freedom (Swedish Branch).....	—	—	—	500	500
	—	11,256	—	500	11,756
<i>Switzerland</i>					
Miss E. Feller.....	—	1,000	—	—	1,000
Swiss Federation of Business and Professional Women.....	—	—	500	500	1,000
	—	1,000	500	500	2,000
<i>United Kingdom of Great Britain and Northern Ireland</i>					
Viscount and Viscountess Astor....	—	2,240	560	—	2,800
British Bank of the Middle East....	—	—	16,128	—	16,128
British Council of Churches.....	—	42,000	—	—	42,000
Catholic Women's League.....	—	14,000	—	—	14,000
Leslie H. Colls.....	—	1,960	—	560	2,520
Freedom from Hunger Campaign, United Kingdom Committee.....	—	—	—	94,304	94,304
F. M. and Mrs. Gilliat.....	—	1,000	—	—	1,000
Miss M. E. Gow.....	—	1,008	—	—	1,008
International Help for Children, Great Messenden Branch.....	—	—	—	504	504
W. S. May.....	—	1,008	—	—	1,008
National Federation of Business and Professional Women's Clubs.....	—	—	3,024	3,000	6,024
Oxford Committee for Famine Relief	—	33,600	37,800	—	71,400
Miss M. Rogers.....	—	504	504	—	1,008
Save the Children Fund.....	—	—	3,360	17,000	20,360
St. Helen's School.....	—	—	504	—	504
Miss C. Symonds.....	—	504	504	—	1,008
Theosophical Order of Service.....	—	504	—	—	504
Unilever Ltd.	—	—	500	—	500
United Nations Association.....	14,000	1,498	—	28,000	43,498
War on Want.....	—	1,400	1,400	1,400	4,200
Wetherby Refugee Committee.....	—	504	—	—	504
Miscellaneous contributions, including donations from individuals of one annual scholarship.....	—	3,331	505	—	3,836
	14,000	105,061	64,789	144,768	328,618

Table 26 (continued)

STATEMENT OF EXTRA-BUDGETARY INCOME FOR VOCATIONAL TRAINING SCHOLARSHIPS
AND RELATED PURPOSES, FOR THE PERIOD 1 OCTOBER 1961 TO 30 JUNE 1963^a
(in US dollars)

II. CONTRIBUTIONS AND PLEDGES FROM NON-GOVERNMENTAL SOURCES (continued)					
Contributor	Contributions in 1961	Contributions in 1962	Contributions in 1963	Pledges for 1963	Total
<i>United States of America</i>					
American Council for Judaism.....	—	5,000	—	—	5,000
American Federation of Labour and Congress of Industrial Organizations.....	—	5,000	5,000	—	10,000
American Friends of the Middle East	—	—	1,000	—	1,000
American Machine and Foundry Foundation.....	—	7,500	—	—	7,500
American Middle East Relief (AMER).....	4,818	16,019	—	—	20,837
Arabian American Oil Company (ARAMCO).....	—	20,059	15,194	—	35,253
Christian Women's Fellowship of First Christian Church, Wichita..	1,000	—	—	—	1,000
Christian Women's Fellowship, National City Christian Church, Washington, D.C.....	1,500	1,000	1,045	—	3,545
Co-operation for American Remittances to Everywhere (CARE)...	—	11,468	—	—	11,468
Dahrn Women's Group (ARAMCO)	—	499	—	—	499
Futures for Children.....	68	621	—	—	689
Glenview Community Church.....	—	—	500	500	1,000
Joseph E. Johnson.....	—	400	500	—	900
NAJDA—American Women for the Middle East.....	—	1,000	500	—	1,500
National Council of the Churches of Christ.....	—	15,000	—	—	15,000
Ottinger Foundation.....	—	2,000	—	—	2,000
David Rockefeller.....	—	10,075	10,220	—	20,295
United Automobile Workers.....	—	10,000	—	—	10,000
United States Committee for Refugees.....	—	—	1,500	1,500	3,000
United Steel Workers of America....	—	1,000	—	—	1,000
U.S. Omen.....	—	559	—	—	559
Sarah Winthrop Memorial Fund....	—	—	500	—	500
Women's International League for Peace and Freedom (U.S. Branch)	—	—	—	500	500
Miscellaneous contributions, including donations from individuals of one annual scholarship.....	150	1,159	2,000	—	3,309
	7,536	108,359	37,959	2,500	156,354
<i>International non-governmental organizations and associations</i>					
International Confederation of Free Trade Unions.....	—	1,000	3,000	—	4,000
International Federation of Business and Professional Women.....	—	1,064	—	—	1,064
Lutheran World Federation.....	—	—	10,000	—	10,000
United Nations European Office Staff Fund for Refugees.....	—	1,005	1,005	—	2,010
World Association of Girl Guides and Girl Scouts.....	—	—	3,024	—	3,024
Zonta International.....	—	3,927	19,816	—	23,743
Zonta North European Area.....	—	502	500	500	1,502
Anonymous sundry donors.....	—	31	581	—	612
	—	7,529	37,926	500	45,955
TOTAL NON-GOVERNMENTAL CONTRIBUTIONS AND PLEDGES	28,504	340,661	161,005	227,893	758,063
TOTAL	128,504	1,056,928	622,408	227,893	2,035,733

^a The contributions shown in this table are included in tables 24 and 25 and are not additional thereto.

^b These countries have also pledged further amounts for 1964.

Table 27
**STATEMENT OF INCREASES IN REGULAR PLEDGES BY GOVERNMENTS RELATED TO THE AGENCY'S
 EDUCATION AND TRAINING PROGRAMME^a**
(in US dollars)

<i>Contributor</i>	<i>Amount of increase in regular pledge</i>	<i>Year of increase</i>
Australia.....	11,200	1960/61
Cambodia.....	570	1959
Ceylon.....	1,000 ^b	1961
Cyprus.....	560 ^b	1961
Denmark.....	7,240	1961/62
Germany, Federal Republic of.....	375,000	1962
Holy See.....	1,000	1962
Ireland.....	20,000	1959 to 1962
Italy.....	40,000 ^b	1960
Korea.....	1,000 ^b	1961
Kuwait.....	120,000	1962
Luxembourg.....	1,000 ^b	1962
Morocco.....	14,940 ^b	1962
Netherlands.....	77,602	1959 and 1962
Norway.....	14,000	1962 and 1963
Saudi Arabia.....	100,000	1963
Turkey.....	3,000	1962
United States of America.....	1,700,000	1961/62
Viet-Nam.....	2,500	1961
TOTAL INCREASE IN REGULAR PLEDGES	2,490,612	

^a This table sets out the increases which Governments have made in their regular pledges, to assist the Agency specifically in financing its expanded education and training programme, above the level of their regular pledges for 1958. However, since 1958 regular pledges not specifically related to education and training have fallen to the extent of approximately \$1.1 million. The net increase in total regular pledges since 1958 has therefore been only approximately \$1.4 million.

^b Based on pledges to 1962; pledge for 1963 not yet announced.

Table 28
DIRECT CONTRIBUTIONS FROM GOVERNMENTS TO REFUGEES^a
FOR THE YEAR ENDED 30 JUNE 1963
(in US dollars)

<i>Contributor</i>	<i>Education services</i>	<i>Social welfare services</i>	<i>Medical services</i>	<i>Housing</i>	<i>Security services</i>	<i>Miscellaneous services</i>	<i>Adminis- trative costs</i>	<i>Total</i>
Jordan.....	890,736	250,734	456,296	19,709	88,239	73,746	79,800	1,859,260
Lebanon.....	—	—	24,194	—	—	—	145,161	169,355
Syrian Arab Republic.....	374,210	226,315	77,631	842,105	39,473	67,105	200,000	1,826,839
United Arab Republic.....	599,702	312,096	138,529	—	106,950	24,610	72,176	1,254,063
France.....	19,360	—	—	—	—	—	—	19,360
TOTAL	1,884,008	789,145	696,650	861,814	234,662	165,461	497,137	5,128,877

^a In addition to the foregoing contributions direct to the refugees all Governments listed also made contributions to UNRWA for the latter's budget. These contributions are reported in the Agency's own accounts and are set out in tables 24 and 25. It is also to be noted that UNRWA (and, in some cases, voluntary agencies working with the refugees) enjoy exemption from customs duties and taxes. In addition, the cost of the normal services

provided by the host Governments is increased by reason of utilization of these services by refugees.

All data shown are based upon information provided by the Governments concerned, and are expressed in dollars computed by applying the Agency's accounting rates of exchange, which are based on official or free market rates as appropriate.

UNRWA PERSONNEL

Table 29
STAFF EMPLOYED BY UNRWA AT 31 DECEMBER 1961 AND AT 31 DECEMBER 1962

Year	Locally recruited staff			International staff			Grand Total
	Monthly paid	Daily paid	Total	UNRWA	Seconded and loaned from other United Nations organs	Total	
31 December 19.....	7,388	3,907	11,295	136	28	164	11,459
31 December 1962.....	7,641	3,968	11,609	149	31	180	11,789

Notes: (1) Virtually all locally recruited staff are refugees. (2) The over-all increase of about 3 per cent between 1961 and 1962 is almost entirely due to the expansion of the Agency's vocational training programme.

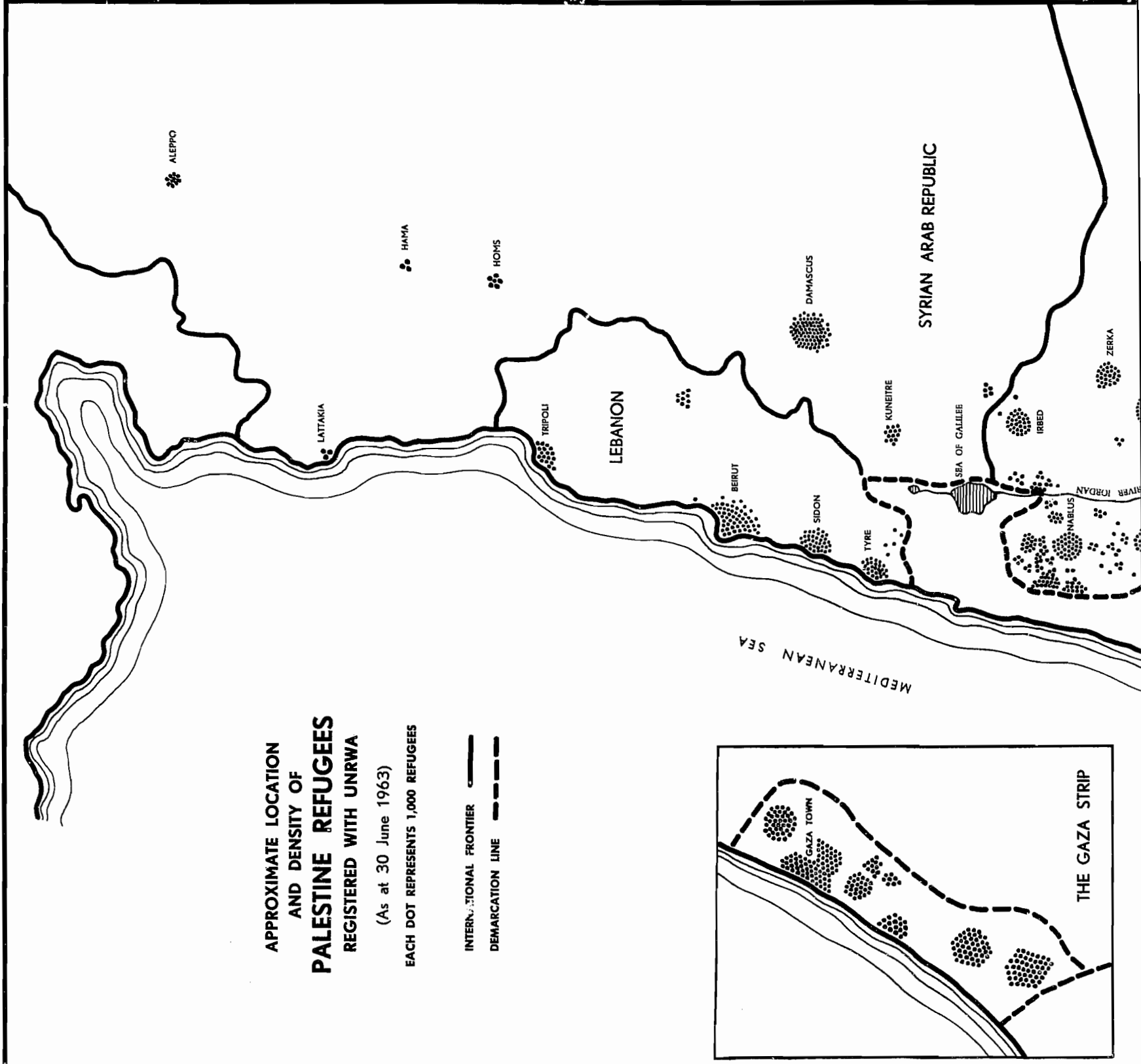
APPENDIX (*map*)

APPROXIMATE LOCATION
AND DENSITY OF
PALESTINE REFUGEES
REGISTERED WITH UNRWA

(As at 30 June 1963)

EACH DOT REPRESENTS 1,000 REFUGEES

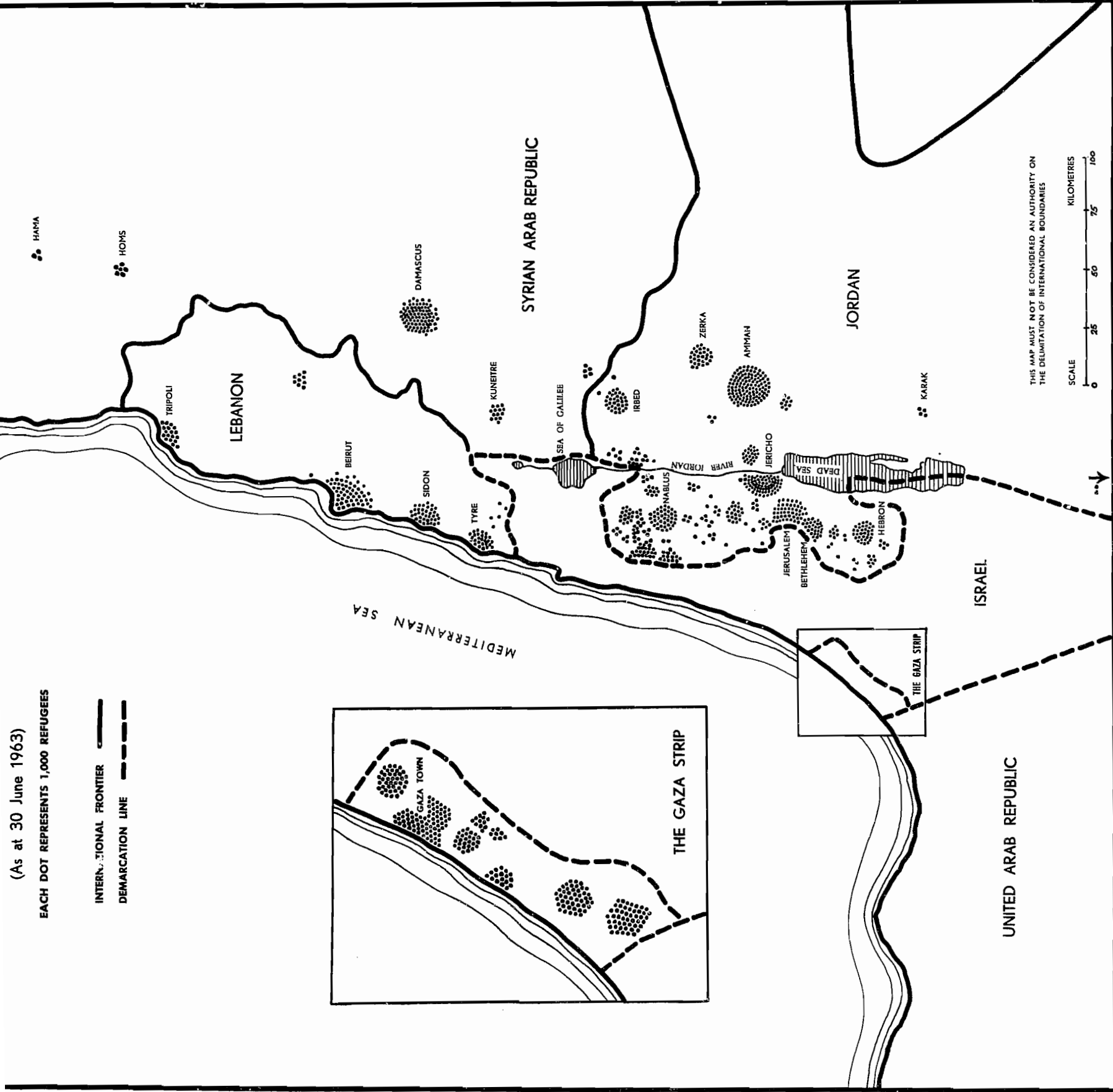
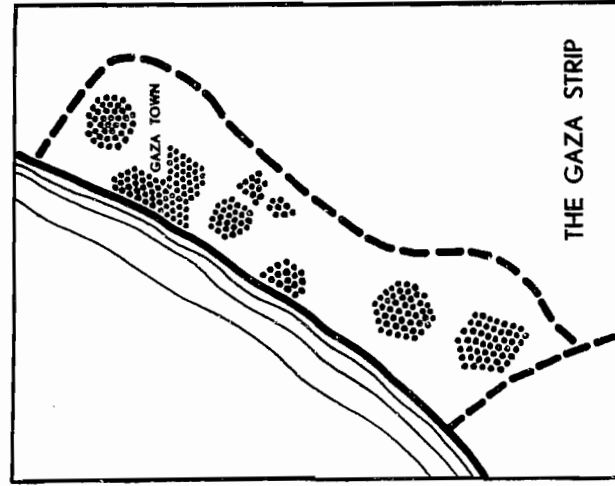
INTERNATIONAL FRONTIER ———
DEMARICATION LINE - - - -



(As at 30 June 1963)

EACH DOT REPRESENTS 1,000 REFUGEES

INTERNATIONAL FRONTIER ———
DEMARICATION LINE - - - - -



AFRICA

CAMEROON:

LIBRAIRIE DU PEUPLE AFRICAINE
La Gérante, B. P. 1197, Yaoundé.
DIFFUSION INTERNATIONALE CAMEROUNAISE
DU LIVRE ET DE LA PRESSE, Sangmelima.

CONGO (Leopoldville):

INSTITUT POLITIQUE CONGOLAIS
B. P. 2307, Leopoldville.

ETHIOPIA: INTERNATIONAL PRESS AGENCY
P. O. Box 120, Addis Ababa.

GHANA: UNIVERSITY BOOKSHOP
University College of Ghana, Legon, Accra.

KENYA: THE E.S.A. BOOKSHOP, Box 30167, Nairobi.

MOROCCO: CENTRE DE DIFFUSION DOCUMENTAIRE
TAIRF DU B.E.P.I. 8, rue Michaux-Bellaire, Rabat.

SOUTH AFRICA: VAN SCHAIK'S BOOK-
STORE (PTY) LTD.
Church Street, Box 724, Pretoria.

SOUTHERN RHODESIA:
THE BOOK CENTRE, First Street, Salisbury.

UNITED ARAB REPUBLIC: LIBRAIRIE
"LA RENAISSANCE D'ÉGYPTÉ"
9 Sh. Adly Pasha, Cairo.

ASIA

BURMA: CURATOR, GOVT. BOOK DEPOT, Rangoon.

CAMBODIA: ENTREPRISE KHMÈRE DE LIBRAIRIE
Imprimerie & Papeterie Sarl, Phnom-Penh.

CEYLON: LAKE HOUSE BOOKSHOP
Assoc. Newspapers of Ceylon, P. O. Box 244, Colombo.

CHINA:
THE WORLD BOOK COMPANY, LTD.
99 Chung King Road, 1st Section, Taipei, Taiwan.
THE COMMERCIAL PRESS, LTD.
211 Honan Road, Shanghai.

HONG KONG: THE SWINDON BOOK COMPANY
23 Nathan Road, Kowloon.

INDIA:
ORIENT LONGMANS
Calcutta, Bombay, Madras, New Delhi
and Hyderabad.

OXFORD BOOK & STATIONERY COMPANY
New Delhi and Calcutta.
P. VARADACHARY & COMPANY, Madras.

INDONESIA:
PEMBANGUNAN, LTD., Gunung Sahari 84, Djakarta.

JAPAN: MARUZEN COMPANY, LTD.
6 Tori-Nichome, Nihonbashi, Tokyo.

KOREA, REPUBLIC OF:
EUL-YOO PUBLISHING CO., LTD.
5, 2-KA, Chongno, Seoul.

PAKISTAN:
THE PAKISTAN CO-OPERATIVE BOOK SOCIETY
Dacca, East Pakistan.
PUBLISHERS UNITED, LTD., Lahore.
THOMAS & THOMAS, Karachi.

PHILIPPINES:
ALEMAR'S BOOK STORE, 769 Rizal Avenue, Manila.
POPULAR BOOKSTORE, 1573 Doroteo Street, Manila.

SINGAPORE:
THE CITY BOOK STORE, LTD., Collyer Quay.

THAILAND:
PRAMUAN MIT, LTD.
55 Chakrawat Road, Wat Tuk, Bangkok.
NIBONDH & CO., LTD.
New Road, Sikak Phya Sri, Bangkok.
SUKSAPAN PANIT
Mansion 9, Rajadamnern Avenue, Bangkok.

VIET-NAM, REPUBLIC OF:
LIBRAIRIE-PAPETERIE XUAN THU
185, rue Tu-do, B. P. 283, Saigon.

EUROPE

AUSTRIA:

GEROLD & COMPANY, Graben 31, Wien, I.
B. WÜLLERSTORFF
Markus Sittikusstrasse 10, Salzburg
GEORG FROMME & CO., Spengergasse 39, Wien, V.

BELGIUM: AGENCE ET MESSAGERIES
DE LA PRESSE, S. A.
14-22, rue du Persil, Bruxelles.

BULGARIA:
RAZNOZHOS, 1, Tzar Assen, Sofia.

CYPRUS: PAN PUBLISHING HOUSE
10 Alexander the Great Street, Stravolas.

CZECHOSLOVAKIA:
ARTIA LTD., 30 ve Smečkách, Praha, 2.
ČESKOSLOVENSKÝ SPISOVATEL
Národní Třída 9, Praha, 1.

DENMARK: EJNAR MUNKSGAARD, LTD.
Nýbregade 6, København, K.

FINLAND: AKATEEMINEN KIRJAKAUPPA
2 Keskuskatu, Helsinki.

FRANCE: ÉDITIONS A. PEDONE
13, rue Soufflot, Paris (V).

GERMANY, FEDERAL REPUBLIC OF:
R. EISENBERG
Schwanenhalder Str. 59, Frankfurt/Main.

ELWIG UND MEURER
Hauptstrasse 101, Berlin-Schöneberg.
ALEXANDER HORN
Spiegelstrasse 9, Wiesbaden.

W. E. KARBACH
Gertrudenstrasse 30, Köln (1).

GREECE: KAUFFMANN BOOKSHOP
28 Stoaion Street, Athens.

HUNGARY: KULTURA, P. O. Box 149, Budapest 62.

ICELAND: BÓKAVERZLUN SIGFÚSAR
EYMUNDSSONAK H. F.
Austurvætti 18, Reykjavík.

IRELAND: STATIONERY OFFICE, Dublin.

ITALY: LIBRERIA COMMISSIONARIA SANSONI
Via Gino Capponi 26, Firenze,
and Via Paolo Mercuri 19/B, Roma.

LUXEMBOURG:
LIBRAIRIE E. J. TRAUSSCHUMMER
Place du Théâtre, Luxembourg.
NETHERLANDS: N.V. MARTINUS NIJHOFF
J. de Voort 9, 's-Gravenhage.

NORWAY: JOHAN GRUNDT TANUM
Karl Johansgate, 41, Oslo.

POLAND: PAN, Pałac Kultury i Nauki, Warszawa.

PORTUGAL: LIVRARIA RODRIGUES Y CIA.
186 Rua Aurea, Lisboa.

ROMANIA: CARTIMEX, Str. Aristide Briand 14-18,
P. O. Box 134-135, București.

SPAIN: LIBRERIA BOSCH
11 Ronda Universidad, Barcelona.
LIBRERIA MUNDI-PRENSA
Castello 37, Madrid.

SWEDEN:
C. E. FRITZ'S KUNGL. HOVBOKHANDEL A-B
Fredsgatan 2, Stockholm.

SWITZERLAND:
LIBRAIRIE PAYOT, S. A., Lausanne, Genève.
HANS RAUNHARDT, Kirchgasse 17, Zürich 1.
TURKEY: LIBRAIRIE HACHETTE
469 Istiklal Caddesi, Beyoglu, Istanbul.

UNION OF SOVIET SOCIALIST REPUBLICS:
MEZHODUNARODNAYA KNYGA
Smolenskaya Ploshchad, Moskva.

UNITED KINGDOM:
H. M. STATIONERY OFFICE
P. O. Box 569, London, S.E.1
(and HMSO branches in Belfast, Birmingham,
Bristol, Cardiff, Edinburgh, Manchester).

YUGOSLAVIA:
CANJKARJEVA ZALOŽBA, Ljubljana, Slovenia.
DRŽAVNO PREDUZEĆE
Jugoslavenska Knjiga, Terazije 27/11,
Beograd.
PROSVJETA
5, Trg Braštva i Jedinstva, Zagreb.
PROSVETA PUBLISHING HOUSE
Import-Export Division, P. O. Box 559,
Terazije 16/1, Beograd

LATIN AMERICA

ARGENTINA: EDITORIAL SUDAMERICANA, S. A.
Alsina 500, Buenos Aires.

BOLIVIA: LIBRERIA SELECCIONES, Casilla 972, La Paz.

BRAZIL: LIVRARIA AGIR
Rua Mexico 98-B, Caixa Postal 3291,
Rio de Janeiro.

CHILE:
EDITORIAL DEL PACIFICO, Ahumada 57, Santiago.
LIBRERIA IVENS, Casilla 205, Santiago.

COLOMBIA: LIBRERIA BUCHHOLZ
Av. Jiménez de Quesada 8-40, Bogotá.

COSTA RICA: IMPRENTA Y LIBRERIA TREJOS
Apartado 1313, San José.

CUBA: LA CASA BELGA, O'Reilly 455, La Habana.

DOMINICAN REPUBLIC: LIBRERIA DOMINICANA
Mercedes 49, Santo Domingo.

ECUADOR:
LIBRERIA CIENTIFICA, Casilla 362, Guayaquil.

EL SALVADOR: MANUEL NAVAS Y CIA.
1a. Avenida sur 37, San Salvador.

GUATEMALA:
SOCIEDAD ECONOMICA-FINANCIERA
6a. Av. 14-33, Guatemala City.

HAITI: LIBRAIRIE "À LA CARAVELLE"
Port-au-Prince.

HONDURAS:
LIBRERIA PANAMERICANA, Tegucigalpa.

MEXICO: EDITORIAL HERMES, S. A.
Ignacio Mariscal 41, México, D. F.

PANAMA: JOSE MENENDEZ
Agencia Internacional de Publicaciones,
Apartado 2052, Av. 8A, sur 21-58, Panamá.

PARAGUAY:
AGENCIA DE LIBRERIAS DE SALVADOR NIZZA
Calle Pie. Franco No. 39-43, Asunción.

PERU: LIBRERIA INTERNACIONAL
DEL PERU, S. A., Casilla 1417, Lima.

URUGUAY: REPRESENTACION DE EDITORIALES,
PROF. H. D'ELIA
Plaza Gacancha 1342, 1° piso, Montevideo.

VENEZUELA: LIBRERIA DEL ESTE
Av. Miranda, No. 52, Edf. Galipán, Caracas.

MIDDLE EAST

IRAQ: MACKENZIE'S BOOKSHOP, Baghdad.

ISRAEL: BLUMSTEIN'S BOOKSTORES
35 Allenby Rd. and 48 Nachlat Benjamin St.,
Tel Aviv.

JORDAN: JOSEPH I. BAHOUS & CO.
Dar-ul-Kutub, Box 66, Amman.

LEBANON:
KHAYAT'S COLLEGE BOOK COOPERATIVE
92-94, rue Bliss, Beirut.

NORTH AMERICA

CANADA: THE QUEEN'S PRINTER
Ottawa, Ontario.

UNITED STATES OF AMERICA: SALES SECTION,
UNITED NATIONS, New York.

OCEANIA

AUSTRALIA:
WEA BOOKROOM, University, Adelaide, S.A.
UNIVERSITY BOOKSHOP, St. Lucia, Brisbane, Qld.
THE EDUCATIONAL AND TECHNICAL BOOK AGENCY
Parap Shopping Centre, Darwin, N.T.
COLLINS BOOK DEPOT PTY. LTD.
Monash University, Wellington Road, Clayton, Vic.
MELBOURNE CO-OPERATIVE BOOKSHOP LIMITED
10 Bowen Street, Melbourne C.1, Vic.
COLLINS BOOK DEPOT PTY. LTD.
363 Swanston Street, Melbourne, Vic.
THE UNIVERSITY BOOKSHOP, Federation, W.A.
UNIVERSITY BOOKROOM
University of Melbourne, Parkville N.2, Vic.
UNIVERSITY CO-OPERATIVE BOOKSHOP LIMITED
Manning Road, University of Sydney, N.S.W.

NEW ZEALAND:
GOVERNMENT PRINTING OFFICE
Private Bag, Wellington
(and Government Bookshops in Auckland,
Christchurch and Dunedin)