

# occupied Palestinian territory



2009

Mid-Year Review

Consolidated Appeal



## Consolidated Appeals Process (CAP) Aid agencies working together to:



<http://www.humanitarianappeal.net>

### SAMPLE OF ORGANISATIONS PARTICIPATING IN CONSOLIDATED APPEALS

|                     |                        |                    |                    |               |
|---------------------|------------------------|--------------------|--------------------|---------------|
| AARREC              | COSV                   | HT                 | MDM                | TGH           |
| ACF                 | CRS                    | Humedica           | MEDAIR             | UMCOR         |
| ACTED               | CWS                    | IA                 | MENTOR             | UNAIDS        |
| ADRA                | Danchurchaid           | ILO                | MERLIN             | UNDP          |
| Africare            | DDG                    | IMC                | NCA                | UNDSS         |
| AMI-France          | Diakonie Emergency Aid | INTERMON           | NPA                | UNEP          |
| ARC                 | DRC                    | Internews          | NRC                | UNESCO        |
| ASB                 | EM-DH                  | INTERSOS           | OCHA               | UNFPA         |
| ASI                 | FAO                    | IOM                | OHCHR              | UN-HABITAT    |
| AVSI                | FAR                    | IPHD               | OXFAM              | UNHCR         |
| CARE                | FHI                    | IR                 | PA (formerly ITDG) | UNICEF        |
| CARITAS             | Finnchurchaid          | IRC                | PACT               | UNIFEM        |
| CEMIR INTERNATIONAL | FSD                    | IRD                | PAI                | UNJLC         |
| CESVI               | GAA                    | IRIN               | Plan               | UNMAS         |
| CFA                 | GOAL                   | IRW                | PMUI               | UNOPS         |
| CHF                 | GTZ                    | Islamic RW         | PU                 | UNRWA         |
| CHFI                | GVC                    | JOIN               | RC/Germany         | VIS           |
| CISV                | Handicap International | JRS                | RCO                | WFP           |
| CMA                 | HealthNet TPO          | LWF                | Samaritan's Purse  | WHO           |
| CONCERN             | HELP                   | Malaria Consortium | SECADEV            | World Concern |
| Concern Universal   | HelpAge International  | Malteser           | Solidarit s        | World Relief  |
| COOPI               | HKI                    | Mercy Corps        | SUDO               | WV            |
| CORDAID             | Horn Relief            | MDA                | TEARFUND           | ZOA           |

# TABLE OF CONTENTS

|  |           |
|--|-----------|
| <b>1. EXECUTIVE SUMMARY.....</b>   | <b>1</b>  |
| Table I. Summary of Requirements, Commitments/Contributions and Pledges (grouped by cluster/sector) .....              | 3         |
| Table II. Summary of Requirements, Commitments/Contributions and Pledges (grouped by priority).....                    | 4         |
| Table III. Summary of Requirements, Commitments/Contributions and Pledges (grouped by location) ....                   | 4         |
| <b>2. CHANGES IN THE CONTEXT, PRIORITY NEEDS AND SCENARIO .....</b>  | <b>5</b>  |
| 2.1 CHANGES IN THE CONTEXT.....  | 5         |
| 2.2 SUMMARY OF PRIORITY NEEDS .....  | 9         |
| 2.3 SCENARIO .....   | 9         |
| <b>3. RESPONSE TO DATE, AND UPDATED STRATEGIC AND SECTORAL RESPONSE PLANS .....</b>                                    | <b>10</b> |
| 3.1 RESPONSE TO DATE.....  | 10        |
| 3.2 UPDATED STRATEGIC PRIORITIES .....   | 14        |
| 3.3 RESPONSE TO DATE PER CLUSTER/SECTOR AND UPDATED CLUSTER/SECTOR RESPONSE PLANS.....                                 | 14        |
| 3.3.1 <i>Agriculture</i> .....   | 14        |
| 3.3.2 <i>Cash-for-Work and Cash Assistance</i> .....   | 15        |
| 3.3.3 <i>Coordination and Support Services</i> .....   | 16        |
| 3.3.4 <i>Early Recovery</i> .....  | 17        |
| 3.3.5 <i>Education</i> .....   | 18        |
| 3.3.6 <i>Food Security and Nutrition</i> .....   | 21        |
| 3.3.7 <i>Health</i> .....  | 23        |
| 3.3.8 <i>Logistics</i> .....   | 25        |
| 3.3.9 <i>Protection</i> .....  | 26        |
| 3.3.10 <i>Shelter and Non-Food Items</i> .....   | 27        |
| 3.3.11 <i>Water, Sanitation and Hygiene</i> .....  | 28        |
| 3.3.12 <i>Mental Health and Psycho-Social Support (MPHSS)</i> .....  | 29        |
| <b>4. METHOD OF PROJECT PRIORITISATION .....</b>   | <b>30</b> |
| <b>5. CONCLUSION .....</b>   | <b>30</b> |
| <b>ANNEX I. FULL PROJECT LISTS AND FUNDING TABLES .....</b>  | <b>31</b> |
| Table IV. Summary of Requirements, Commitments/Contributions and Pledges (grouped by appealing organisation) .....     | 31        |
| Table V. Appeal Projects grouped by cluster/sector (with hyperlinks to open full project details).....                 | 34        |
| Table VI. Total Funding per Donor (to projects listed in the Appeal) .....   | 58        |
| Table VII. Total Humanitarian Assistance per Donor (Appeal plus other*) .....  | 59        |
| Table VIII. List of Commitments/Contributions and Pledges to Projects not Listed in the Appeal .....                   | 60        |
| Table IX. Summary of Appeal Requirements, Commitments/Contributions and Pledges (grouped by IASC standard sector)..... | 68        |
| <b>ANNEX II. ACRONYMS AND ABBREVIATIONS .....</b>  | <b>69</b> |

Please note that appeals are revised regularly. The latest version of this document is available on <http://www.humanitarianappeal.net>.

Full project details can be viewed, downloaded and printed from [www.reliefweb.int/fts](http://www.reliefweb.int/fts).

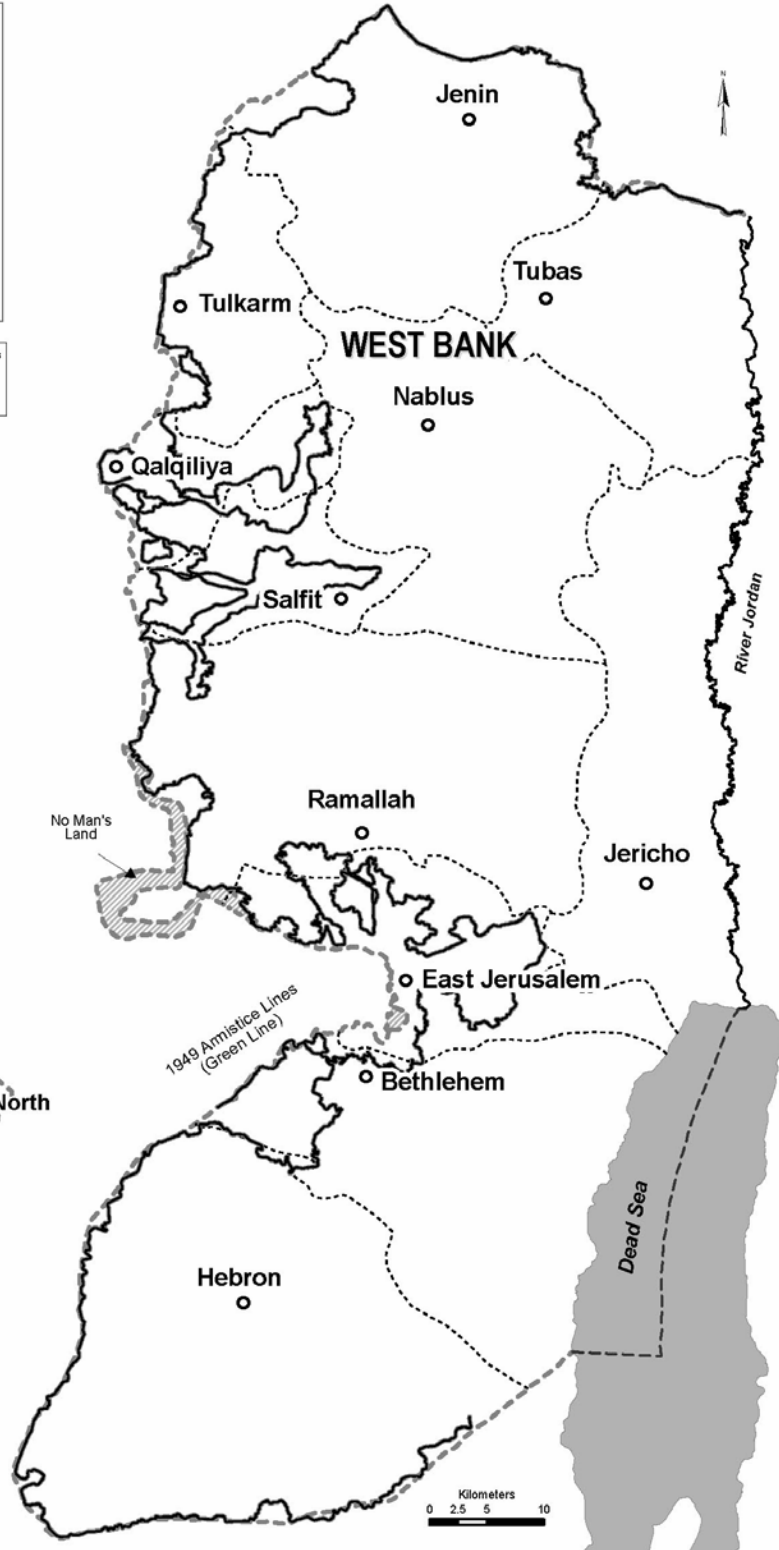


# The occupied Palestinian territory: Overview map

CAP 2009 - Consolidated Appeal Process

|                              |
|------------------------------|
| <b>Barrier</b>               |
| — West Bank Barrier          |
| <b>Palestinian City</b>      |
| ○ Governorate Capital        |
| <b>Border</b>                |
| --- International Border     |
| - - - Green Line             |
| · · · · · Governorate limits |

**United Nations Office for the Coordination of Humanitarian Affairs**  
 Cartography: OCHA-oPt - Oct 2008. Base data: PAMoP, July 2000 - OCHA update 08. For comments contact <ochaopt@un.org> or Tel. +972 (02) 582-9962 http://www.ochaopt.org



## 1. EXECUTIVE SUMMARY

During the first five months of the year, the overall humanitarian situation in the occupied Palestinian territory (oPt) continued to deteriorate, particularly in Gaza. On 27 December, following a gradual escalation in violence since November – including a number of incursions and air strikes by the Israeli armed forces and an escalation of rockets fired at towns in southern Israel by Palestinian armed factions – Israel launched the large-scale military Operation “Cast Lead.” During the three-week-long military operations that ensued, more than 1,300 Palestinians were killed, including 300 children, and over 5,000 others were injured. Additionally, there were 13 Israeli fatalities, including three civilians, and 518 injuries, of whom 182 were civilians.<sup>1</sup> Health, education, electricity, water and sanitation services were severely affected, and the level of dependency on food assistance was projected to increase from 56% to 75%.

The situation has been further compounded by Israel’s continued restrictions on access since Hamas’ takeover of the Gaza Strip in May 2007 which have crippled the private sector, weakened livelihoods, infrastructure and essential services, and led to alarming levels of aid dependence. Five months after Operation “Cast Lead”, access to essential goods including humanitarian goods remains severely restricted, which hinders the humanitarian response in all sectors. The almost total ban on the importation of spare parts for water infrastructure means that 32,000 Gazans still have no or only limited access to clean water. The water and sewage networks cannot be rehabilitated, with possible consequences on public health. The delivery of quality education is also hampered, as some education supplies are prevented from entering Gaza. Israel’s ban on imports of building materials and supplies for infrastructure damaged during the hostilities also means that no meaningful early recovery or civilian reconstruction has begun, despite the tens of thousands of houses and buildings that were either destroyed or damaged during the hostilities.

In the West Bank (WB), including East Jerusalem, settlement activity, the construction of the Barrier and the entrenchment of the closure regime continue. While measures implemented by the Israeli authorities in the past few months have eased the flow of Palestinian traffic into a number of main cities, the system of access and movement restrictions is becoming more permanent.<sup>2</sup> Israeli policies have resulted in increased hardship for Palestinian civilians, including land requisition, home demolitions, displacement, and restrictions on access to land and basic services. In East Jerusalem alone, an estimated 60,000 Palestinians are currently at risk of having their homes demolished due to the current housing planning crisis. There is also a sharp rise in violence between Israeli settlers and Palestinian populations, and also in conflict-related violence. In addition, agricultural and herding communities are facing the second consecutive year of serious water shortage.

Physical, administrative, and political divisions between Gaza and the West Bank remain; and no significant progress has been achieved with regard to the peace process and/or the full implementation of Security Council Resolution 1860. Notwithstanding this political impasse, the Palestinian Authority (PA), with the support of UN agencies, developed its National Early Recovery and Reconstruction Plan for Gaza. The Plan received strong support from the international community in Sharm El-Sheikh, Egypt in March. It is also finalising the Palestinian Reconstruction and Development Plan (PRDP) for 2010-2012. A number of time-critical early recovery interventions have been included in the present revised humanitarian appeal. The UN contribution to early recovery in Gaza is also highlighted in the UN Medium Term Response Plan (MTRP), which articulates the UN role in supporting Palestinian early recovery and development priorities in the West Bank and Gaza.

During the mid-year review of the 2009 Consolidated Appeal for oPt, humanitarian needs in all sectors have been reassessed and the increased humanitarian needs in Gaza have been duly reflected. Overall, the strategic objectives identified at the end of 2009 and in the Flash Appeal remain unchanged. The inability to import materials including cement, wood, glass and spare parts into Gaza due to Israeli restrictions remains a primary concern, as it prevents relief organisations from addressing some of the priority needs in an adequate manner. Under current access conditions, more than 100 proposed CAP projects are likely to be either seriously delayed or impossible to implement. In order to resolve these restrictions, the Humanitarian Country Team (HCT) has developed a normative Framework for the Provision of Humanitarian Assistance to Gaza. The Framework outlines

<sup>1</sup> According to Magen David Adom (the national society of the International Red Cross and Red Crescent Movement in Israel) and the Israeli Ministry of Foreign Affairs.

<sup>2</sup> OCHA, West Bank Movement and Access Update, May 2009. Available at: [http://www.ochaopt.org/documents/ocha\\_opt\\_movement\\_and\\_access\\_2009\\_05\\_25\\_english.pdf](http://www.ochaopt.org/documents/ocha_opt_movement_and_access_2009_05_25_english.pdf)

the key principles and parameters which all actors involved should follow to allow the unhindered and impartial delivery of humanitarian assistance in Gaza.

As of 18 June, the 2009 Consolidated Appeal for the occupied Palestinian territory had received US\$<sup>3</sup>412 million or 51% of requirements. Based on numerous assessments and extensive Mid-year Review consultations, the funding requirements decreased for seven clusters/sectors. Requirements increased in three clusters/sectors: Cash-for-Work and Cash Assistance, Coordination and Support Services, Food Security and Nutrition, and Protection. In total, the organisations participating in this review process have reduced their overall requirements by approximately \$50 million. They now require **\$803 million** to address the most pressing needs of the populations in the oPt.

---

<sup>3</sup> All dollar signs in this document denote United States dollars. Funding for this appeal should be reported to the Financial Tracking Service (FTS) at [fts@reliefweb.int](mailto:fts@reliefweb.int), which will display its requirements and funding on the CAP 2009 page.



**Table I: Summary of Requirements, Commitments/Contributions and Pledges (grouped by cluster/sector)**

Consolidated Appeal: occupied Palestinian territory 2009

as of 19 June 2009

<http://www.reliefweb.int/fts>

Compiled by OCHA on the basis of information provided by donors and appealing organisations

| Cluster/Sector                    | Original Requirements | Revised Requirements | Funding            | % Covered  | Unmet Requirements | Uncommitted Pledges |
|-----------------------------------|-----------------------|----------------------|--------------------|------------|--------------------|---------------------|
| Value in US\$                     | A                     | B                    | C                  | C/B        | B-C                | D                   |
| AGRICULTURE                       | 25,156,876            | 49,695,027           | 17,904,965         | 36%        | 31,790,062         | -                   |
| CASH-FOR-WORK AND CASH ASSISTANCE | 133,303,318           | 145,342,314          | 67,832,613         | 47%        | 77,509,701         | -                   |
| COORDINATION AND SUPPORT SERVICES | 15,542,129            | 42,444,782           | 16,651,943         | 39%        | 25,792,839         | 1,157,837           |
| EARLY RECOVERY                    | -                     | 15,461,837           | 3,889,010          | 25%        | 11,572,827         | -                   |
| EDUCATION                         | 9,378,173             | 33,914,864           | 12,363,574         | 36%        | 21,551,290         | -                   |
| FOOD SECURITY AND NUTRITION       | 211,136,174           | 269,100,859          | 154,319,349        | 57%        | 114,781,510        | -                   |
| HEALTH                            | 19,137,836            | 47,577,066           | 25,579,157         | 54%        | 21,997,909         | 1,238,652           |
| PROTECTION                        | 29,013,078            | 51,617,318           | 13,182,371         | 26%        | 38,434,947         | -                   |
| SECTOR NOT YET SPECIFIED          | -                     | -                    | 65,678,151         | 0%         | (65,678,151)       | 6,273,200           |
| SHELTER AND NON-FOOD ITEMS        | 2,000,000             | 116,576,134          | 25,489,920         | 22%        | 91,086,214         | -                   |
| WATER, SANITATION AND HYGIENE     | 17,641,953            | 31,520,412           | 8,656,373          | 27%        | 22,864,039         | -                   |
| <b>Grand Total</b>                | <b>462,309,537</b>    | <b>803,250,613</b>   | <b>411,547,426</b> | <b>51%</b> | <b>391,703,187</b> | <b>8,669,689</b>    |

NOTE: "Funding" means Contributions + Commitments + Carry-over

**Pledge:** a non-binding announcement of an intended contribution or allocation by the donor. ("Uncommitted pledge" on these tables indicates the balance of original pledges not yet committed).

**Commitment:** creation of a legal, contractual obligation between the donor and recipient entity, specifying the amount to be contributed.

**Contribution:** the actual payment of funds or transfer of in-kind goods from the donor to the recipient entity.

The list of projects and the figures for their funding requirements in this document are a snapshot as of 19 June 2009. For continuously updated information on projects, funding requirements, and contributions to date, visit the Financial Tracking Service ([www.reliefweb.int/fts](http://www.reliefweb.int/fts)).

**Table II: Summary of Requirements, Commitments/Contributions and Pledges (grouped by priority)**  
 Consolidated Appeal for occupied Palestinian territory 2009  
 as of 19 June 2009  
<http://www.reliefweb.int/fts>

Compiled by OCHA on the basis of information provided by donors and appealing organisations

| Priority           | Original Requirements | Revised Requirements | Funding            | % Covered  | Unmet Requirements | Uncommitted Pledges |
|--------------------|-----------------------|----------------------|--------------------|------------|--------------------|---------------------|
| Value in US\$      | A                     | B                    | C                  | C/B        | B-C                | D                   |
| A - High           | 311,632,369           | 730,889,703          | 322,184,359        | 44%        | 408,705,344        | 2,396,489           |
| B - Medium         | 28,366,148            | 72,360,910           | 26,853,106         | 37%        | 45,507,804         | -                   |
| Not specified      | -                     | -                    | 62,509,961         | 0%         | (62,509,961)       | 6,273,700           |
| Project withdrawn  | 122,311,020           | -                    | -                  | 0%         | -                  | -                   |
| <b>GRAND TOTAL</b> | <b>462,309,537</b>    | <b>803,250,613</b>   | <b>411,547,426</b> | <b>51%</b> | <b>391,703,187</b> | <b>8,669,689</b>    |

**Table III: Summary of Requirements, Commitments/Contributions and Pledges (grouped by location)**  
 Consolidated Appeal for occupied Palestinian territory 2009  
 as of 19 June 2009  
<http://www.reliefweb.int/fts>

Compiled by OCHA on the basis of information provided by donors and appealing organisations

| Location           | Original Requirements | Revised Requirements | Funding            | % Covered  | Unmet Requirements | Uncommitted Pledges |
|--------------------|-----------------------|----------------------|--------------------|------------|--------------------|---------------------|
| Value in US\$      | A                     | B                    | C                  | C/B        | B-C                | D                   |
| Gaza               | 213,817,714           | 589,865,142          | 312,190,389        | 53%        | 277,674,753        | 1,796,969           |
| Gaza/West Bank     | 24,616,547            | 28,477,643           | 20,440,185         | 72%        | 8,037,458          | 6,872,720           |
| West Bank          | 223,162,276           | 183,880,827          | 78,185,730         | 43%        | 105,695,097        | -                   |
| Other              | 713,000               | 1,027,001            | 731,122            | 71%        | 295,879            | -                   |
| <b>GRAND TOTAL</b> | <b>462,309,537</b>    | <b>803,250,613</b>   | <b>411,547,426</b> | <b>51%</b> | <b>391,703,187</b> | <b>8,669,689</b>    |

NOTE: "Funding" means Contributions + Commitments + Carry-over

**Pledge:** a non-binding announcement of an intended contribution or allocation by the donor. ("Uncommitted pledge" on these tables indicates the balance of original pledges not yet committed).

**Commitment:** creation of a legal, contractual obligation between the donor and recipient entity, specifying the amount to be contributed.

**Contribution:** the actual payment of funds or transfer of in-kind goods from the donor to the recipient entity.

The list of projects and the figures for their funding requirements in this document are a snapshot as of 25 June 2008. For continuously updated information on projects, funding requirements, and contributions to date, visit the Financial Tracking Service ([www.reliefweb.int/fts](http://www.reliefweb.int/fts)).



## 2. CHANGES IN THE CONTEXT, PRIORITY NEEDS AND SCENARIO

### 2.1 CHANGES IN THE CONTEXT

#### Political

On 9 January 2009, the Security Council passed the United Nations Security Council Resolution 1860, which called for an immediate, durable and sustainable ceasefire, for efforts to prevent re-supply of weapons to militant Palestinian groups in Gaza, and for the opening of the Gaza crossings, in accordance with the 2005 Agreement on Movement and Access.<sup>4</sup> Hostilities in Gaza and southern Israel ceased on 18 January, following two unilateral ceasefires declared respectively by Israel and Hamas. Since then, violence has dropped to relatively low levels, although rockets and mortars have continued to be fired from Gaza into Israel and Israel has responded with a number of air strikes in Gaza. However, little tangible progress has been made on the implementation of Security Council Resolution 1860 and Israel has maintained its severe restrictions on movements of goods and persons into and out of Gaza.

The political and territorial divisions between Gaza and the West Bank continue and Gaza remains under the *de facto* authority of the Hamas movement. Under Egyptian auspices, Palestinian factions held several rounds of discussions, with committees focusing on Palestine Liberation Organisation (PLO) reform, security, government, elections, and reconciliation. In March, Palestinian Prime Minister Salam Fayyad resigned to facilitate the formation of a new unity government. However when talks failed again, at the beginning of May, he accepted to form a new government.

Israeli elections were held on 10 February 2009 and Prime Minister Benjamin Netanyahu was sworn in on 31 March 2009. During this period, bilateral negotiations between Israel and the PA were frozen, although some technical cooperation continued. Israeli settlement expansion continued across the West Bank, including East Jerusalem, and little action was taken to evacuate settlement outposts. Palestinian institutions within East Jerusalem remain closed. The PA continued its efforts towards institution-building and establishing security in areas under its control.

#### Impediments to humanitarian access and movement into and out of Gaza

Following the cessation of military operations in January, Israeli restrictions on the movement of people and goods into and out of the Gaza Strip were maintained. Although about 75% of Gaza's 1.5 million residents require some form of assistance, the import of even the most essential supplies is still subject to severe limitations. Construction materials, which are essential for the rehabilitation of shelters and infrastructures destroyed or damaged during Operation "Cast Lead", have been almost totally barred from entering Gaza. For security reasons according to Israeli authorities, clearance procedures for humanitarian cargo have been subject to random restrictions, inconsistent and unpredictable criteria and lengthy delays. Since January, items denied entry into Gaza by the Israeli authorities have included basic foodstuffs, education materials, and commodities, such as water pipes, cement and agricultural inputs, including olive and fruit trees. The Israeli Cabinet's decision of 22 March to allow all food commodities to enter Gaza without restrictions has not been implemented. A degree of improvement was noted with regard to access of humanitarian personnel into Gaza and clearance time for humanitarian staff has been reduced from up to four weeks in February/March to five days on average during April. Access for national staff remains generally prohibited.

Access to specialised medical treatment outside Gaza dramatically deteriorated for hundreds of Gazans with chronic or acute medical problems and persons newly disabled during the war. This was due to the combination of continued Israeli restrictions on access and the political dispute between the Hamas *de facto* authorities in Gaza and the Palestinian Authority in Ramallah, including Hamas' refusal to recognise the PA's referral office. The dispute over referral of patients was finally resolved at the end of April. Yet, it showed the impact of the Palestinian divide and the effects of Hamas attempts to consolidate its power in Gaza through the takeover of some PA institutions, tighter control over the activities of international and local non-governmental organisations (NGOs), and the replacement of PA staff by Hamas-appointed figures.

<sup>4</sup> The Agreement on Movement and Access (AMA) was reached in 2005 between the Government of Israel and the PA to promote peaceful economic development and improve the humanitarian situation on the ground. It represents the commitments of both governments to facilitate access and movement into/out of, and throughout the West Bank and Gaza Strip.

### **Impact of restrictions on access on living conditions in Gaza**

Israel's severe restrictions on access, which began almost 23 months ago following the Hamas takeover, directly affects the private sector (which used to employ 54% of the population), livelihoods and living conditions of the civilian population. Cash and aid dependence is rising rapidly. The ban on exports has remained in place, with the exception of small quantities of flowers exported between February and April (15 truckloads). There are shortages of particular medical supplies, some foodstuffs, construction material, fuel, and equipment supplies for water treatment plants. No livestock and hardly any agricultural inputs have been permitted to enter the Gaza Strip. The ban on construction materials continues to impede the ability of Gazans to rebuild homes and necessary infrastructure destroyed during Operation "Cast Lead." No benzene or diesel for private or commercial sector use has been allowed in for five months and cooking gas continues to be rationed. Serious limits on cash transfers into Gaza prevent timely salary payments, suppress the private sector and increase dependence on aid. Cash-for-work programmes targeting the most vulnerable farmers, herders and fishermen are currently on hold due to the shortage of cash.<sup>5</sup>

Tunnel activity on the Egyptian-Gazan border has expanded since the onset of the Gaza closure. Tunnels have become an alternative channel for commodities given the closure of official Gaza crossings. They are also a source of arms smuggling according to Israeli officials.

Farmers, herders, and fishermen have been particularly affected by the multiple effects of closure and conflict. With over one-third of the land in Gaza prime for agricultural use and abundant sea-fishing waters, agriculture plays a vital role in providing livelihoods. However, the agriculture sector in Gaza is collapsing as a result of the prohibition of agricultural exports and restrictions on imports of essential agricultural items. In addition, movement restrictions enforced by the Israeli army continue to prevent herders and farmers from accessing arable land near the borders. The fishing industry has suffered greatly from the closure. The most recent Israeli restrictions on fishing reduced sea access to three nautical miles from the coast, which further inhibits fishermen from sustaining their livelihoods.<sup>6</sup>

### **Shrinking space, restrictions of movement and access in the West Bank**

A combination of physical obstacles (e.g. checkpoints, roadblocks, the Barrier) and administrative and legal measures continue to restrict Palestinian access throughout the West Bank, including East Jerusalem. Since the beginning of the year, Israeli authorities implemented a number of measures that eased the flow of Palestinian traffic on some of the access routes into four main cities: Nablus, Hebron, Tulkarm, and Ramallah. However, movement restrictions and difficulties in moving between towns and villages throughout the West Bank continue to be a significant challenge in the daily lives of many people. Moreover, introduction or expansion of permanent obstacles and other restrictive policies further entrenched the closure system. In the comprehensive closure survey completed in April, the Office for the Coordination of Humanitarian Affairs (OCHA) documented and mapped 634 obstacles blocking internal Palestinian movement throughout the West Bank, compared to 630 in September 2008.<sup>7</sup> The fragmentation of the West Bank is becoming more entrenched, in part as a consequence of certain measures reinforcing the exclusion of Palestinians from the primary road network and undermining the territorial contiguity between different areas. No section of the West Bank Barrier has been dismantled or opened up for Palestinian access, despite the Advisory Opinion issued by the International Court of Justice to the UN General Assembly in July 2004.

<sup>5</sup> The monthly cash requirement in Gaza is 400 million Israeli New Shekels (NIS).. Since June 2007, the regular transfer of cash to Gaza has been restricted to a limited and unreliable monthly shipment of 50-100 million NIS. These restrictions make Gaza unable to meet the demand to cover the PA salaries or any other financial transactions in Gaza.

<sup>6</sup> Since 2002, fishermen in Gaza have been restricted to 6-8 nautical miles, despite the 20 nautical miles agreed under the Oslo Accords and 12 nautical miles under the Bertini Commitments.

<sup>7</sup> OCHA, West Bank Movement and Access Update, May 2009. Available at: [http://www.ochaopt.org/documents/ocha\\_opt\\_movement\\_and\\_access\\_2009\\_05\\_25\\_english.pdf](http://www.ochaopt.org/documents/ocha_opt_movement_and_access_2009_05_25_english.pdf)

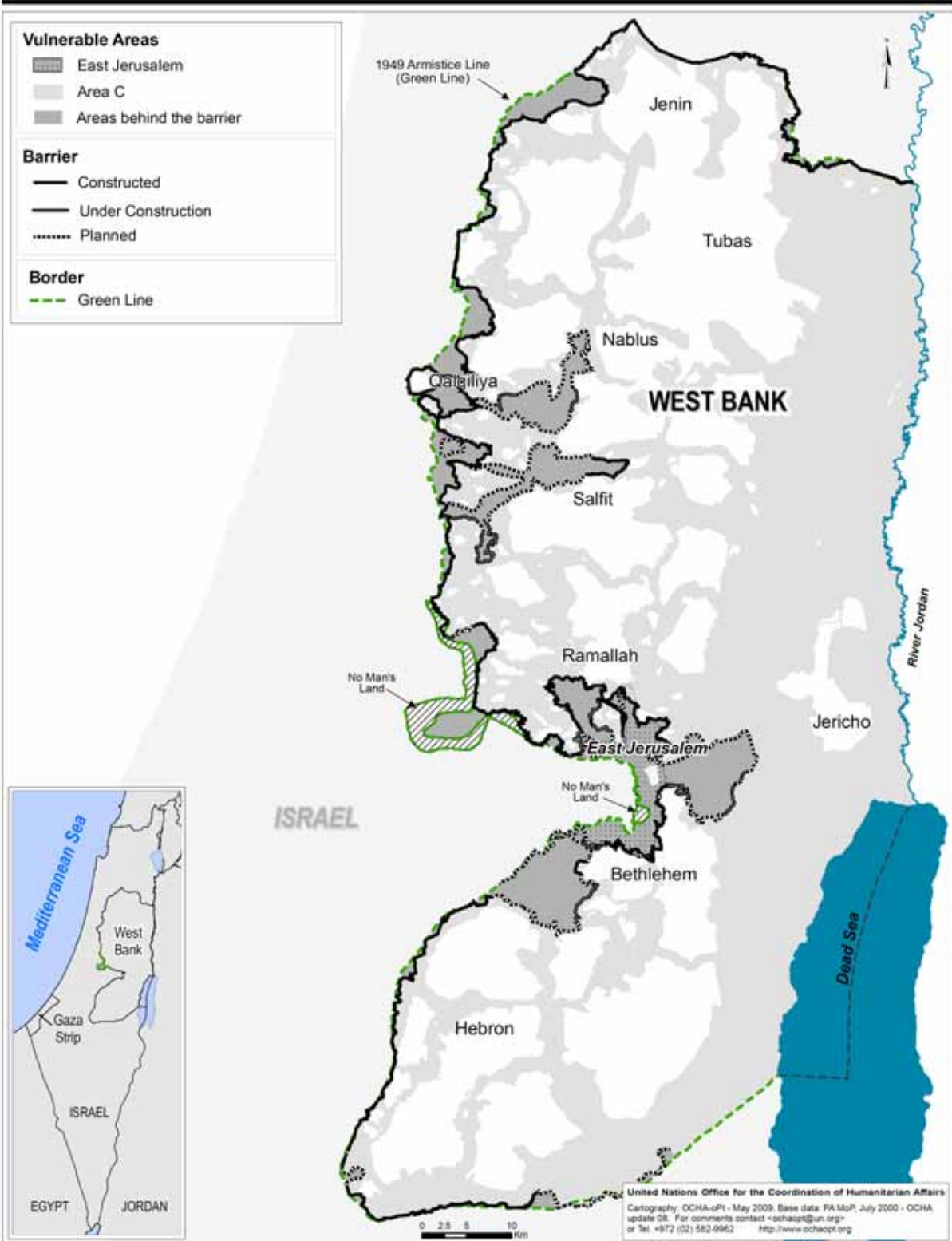


UN Office for the Coordination of Humanitarian Affairs

**West Bank - Vulnerable Areas**

June 2009

CAP 2009 - Consolidated Appeal Process



### **Violence and lack of protection for civilians**

Operation "Cast Lead" resulted in the deaths of more than 1,300 people, including approximately 300 children.<sup>8</sup> This is more or less equivalent to the number of Palestinians killed in Gaza due to conflict-related violence during the preceding four years (January 2005-December 2008). From the declaration of the ceasefires until the end of April, 18 Palestinians were killed and 63 others were injured in Gaza in conflict-related incidents.

In the West Bank, the number of Palestinians killed during the first four months of 2009 was half of those killed in the 2008 (11 versus 26); including five children. In contrast, the number of Palestinians injured in the West Bank in the Palestinian-Israeli conflict increased by approximately 31% (463 West Bank Palestinian injuries in 2009 versus 331 in 2008). The proportion of Palestinian children among those injured in the West Bank increased by approximately 33% - 134 in 2009 against 101 in 2008.

The number of Israeli fatalities due to the conflict (in oPt and Israel) in the first four months of 2009 declined to 13 compared to 22 in the parallel period in 2008.

### **Water Scarcity in the West Bank**

Marginalised communities in "Area C" of the West Bank are acutely affected by lack of access to services and inadequate infrastructure, including water networks. The cost of water, essential for domestic consumption and livestock, is disproportionately high. In addition the current shortfall and changed patterns of rainfall is compounding the water crisis in the West Bank, affecting farmers and herders. The lack of rainfall has reduced access to grazing land and has led to a significant deterioration in the remaining grazing areas. This has generated increased demand for animal feed, adding to the continued rise in the price of fodder (up 30 – 45% since 2005). For many herders, sheep are becoming a liability rather than an asset, as they become indebted to water truckers and fodder traders. The drought may result in the collapse of herding as a livelihood, and no alternative employment opportunities exist. The rising poverty and aid dependence, abandonment of land, diminishing skills, declining health, and malnutrition are putting vulnerable herder and farmer communities in the West Bank at even greater risk. According to the World Bank report of April 2009, water-related humanitarian crises are becoming chronic in parts of the West Bank and Gaza.<sup>9</sup>

### **House demolitions and displacement of Palestinians in the West Bank, including East Jerusalem**

Demolitions of Palestinian homes in the West Bank continue. During the first four months of 2009, a total of 286 people were displaced in the West Bank following the demolition of 72 Palestinian-owned structures, including 40 residential ones. Of those displaced, 147 resided in "Area C" and 139 in East Jerusalem. Over one-third of those displaced in "Area C" were living in or next to the E1 area to the east of East Jerusalem, which is planned for settlement expansion to link the settlement of Ma'ale Adumim with Jerusalem.

The Israeli authorities justify demolitions based on the lack of requisite building permits. Yet, Israel's failure to provide adequate urban planning in Arab neighbourhoods of East Jerusalem has resulted in a planning crisis where at least 28% of all residences in those areas have been built "illegally" under Israeli law and could potentially be demolished. If implemented, the demolition of these homes could result in the additional displacement of at least 60,000 Palestinians.<sup>10</sup> In "Area C", where Israel retains control over the planning sphere, thousands of other Palestinian families face the constant threat of demolition given that there are some 3,000 outstanding demolition orders in "Area C", which constitutes some 60% of the West Bank. A demolition prevention planning programme is urgently required to address Israel's restriction on Palestinians' planning and building rights.

<sup>8</sup> Data Issued by the Ministry of Health (MoH) on 8 February 2009. Figures do not include people who died in the course of the conflict due to lack of access to regular health care, nor those killed or injured after the beginning of the ceasefire.

<sup>9</sup> World Bank, "Assessment of Restrictions on Palestinian Water Sector Development", April 2009.

<http://siteresources.worldbank.org/INTWESTBANKGAZA/Resources/WaterRestrictionsReport18Apr2009.pdf>

<sup>10</sup> For further details see: OCHA, Special Focus, The Planning Crisis in East Jerusalem, available at:

[http://www.ochaopt.org/documents/ocha\\_opt\\_planning\\_crisis\\_east\\_jerusalem\\_april\\_2009\\_english.pdf](http://www.ochaopt.org/documents/ocha_opt_planning_crisis_east_jerusalem_april_2009_english.pdf).

## 2.2 SUMMARY OF PRIORITY NEEDS

The strategic priorities established for the 2009 Consolidated Appeal (CAP) for oPt remain unchanged. These priorities are:

- providing humanitarian assistance to the most vulnerable communities including in the oPt, mainly those living in Gaza, West Bank's Area 'C' and areas affected by the Barrier, including East Jerusalem;
- promoting and improving the protection of civilians in the oPt, including through increased advocacy for the respect of international humanitarian law (IHL) and the easing of obstacles impeding the free movement of Palestinian population and goods;
- enhancing the monitoring of and reporting on the humanitarian situation;
- emphasizing the priorities, gaps in, and impact of the assistance provided; and
- strengthening coordination structures within the humanitarian community and with development partners to enhance the provision of and access to humanitarian assistance and services.

The revised CAP will also continue to include and promote some early recovery response elements, namely humanitarian activities that promote the transition between addressing immediate emergency needs and achieving longer-term strategic goals.

Access to the Gaza Strip is a key priority for the delivery of humanitarian aid. Greater emphasis will be placed on concentrated advocacy efforts for improving access of humanitarian staff and supplies through coordination with the Israeli authorities. The "Framework for the Provision of Humanitarian Assistance to Gaza", developed by the HCT, sets "minimum standards" and principles necessary to ensure the delivery of humanitarian assistance, including all basic commodities. It also foresees the unimpeded access into and movement within the Gaza Strip of all humanitarian staff, in accordance with humanitarian principles.

Restoration of key services before the beginning of the next academic year in September 2009 remains a priority in Gaza. Important achievements can already be reported in that regard, including the reopening of all United Nations Relief and Works Agency (UNRWA) schools for 200,000 refugee pupils within a week of the ceasefire declarations. Vulnerable communities affected by the water crisis in the middle and southern areas of the West Bank also remain particularly at risk. East Jerusalem and "Area C" are identified as priority areas for the provision of services and the protection of Palestinians at risk of displacement.

## 2.3 SCENARIO

The most likely scenario developed by UN Agencies and NGOs during 2009 CAP preparations foresaw a continued deterioration of the humanitarian situation, particularly in Gaza. This scenario has unfortunately unfolded. As a result, for the second half of 2009, humanitarian organisations anticipate that:

- the geographical, political and administrative fragmentation of the oPt will continue, due to severe movement restrictions between the West Bank and the Gaza Strip, the continuation of the internal closure regime in the West Bank, and the entrenchment of internal Palestinian divisions;
- the worsening trend in the humanitarian situation in Gaza will continue due to continued access restrictions affecting people and goods;
- the private sector in Gaza will be at risk of irreversible collapse and an increasing number of people may become aid-dependent;
- continued restrictions on access of essential reconstruction and other relief material will continue to compound the humanitarian crisis in Gaza;
- restrictions on access across the West Bank Barrier and into "Area C" are likely to result in increased poverty amongst the most vulnerable population in the West Bank;
- the threat of demolition and displacement in the West Bank will remain.

### 3. RESPONSE TO DATE, AND UPDATED STRATEGIC AND SECTORAL RESPONSE PLANS

#### 3.1 RESPONSE TO DATE

The year 2009 started with an intense effort to provide life-saving assistance to the people of Gaza during and in the aftermath of Operation "Cast Lead." The emergency required a massive mobilisation of humanitarian resources and personnel in the first few weeks and months of the year. Notwithstanding this considerable challenge, efforts towards fulfilling the strategic priorities set out in the CAP 2009 for the entire oPt were sustained.

#### Financial overview

A Flash Appeal was developed in January and all 188 NGO and UN Agency Flash Appeal projects were included in the oPt CAP, raising initial requirements from \$462 to \$854.6 million.<sup>11</sup> Response to the oPt CAP, including the Gaza Flash Appeal projects, arrived quickly, with \$363 million or 42% of requirements committed by the end of March. This amount included \$9.4 million of Central Emergency Response Fund (CERF) rapid response grants to four organisations working with cash assistance, food security, health, logistics, and water and sanitation projects. Nineteen projects in Gaza were supported through the Humanitarian Response Fund by the end of March.<sup>12</sup> In addition, considerable funding was provided outside the appeal (\$122 million), including in-kind and bilateral contributions. However, despite the positive response, it soon became evident that although Gaza funding was quick to arrive, crucial West Bank funding was being delayed, raising concern about the ability to address needs in this part of the oPt.

As of mid-June, activities in the oPt CAP were 48% funded (\$412 million), mainly due to the generous response to the Gaza crisis.<sup>13</sup> The extent of the progress, however, was not uniform across all clusters/sectors or agencies due to lack of access to materials, sufficient staffing, and uneven funding. Funding levels ranged from a high of 62% and 48% for Food Security and Nutrition and Cash-for-Work and Cash Assistance, respectively, to lows of 14% for Early Recovery and 21% for Shelter and Non-food Items and Water, Sanitation and Hygiene.

|  | Original Requirements | Total Requirements before Mid-Year Review (including Flash Appeal requirements) | Committed /Contributed (\$) | % Funding Coverage |
|--|-----------------------|---|-----------------------------|--------------------|
|  | 462,309,537           | 854,646,080   | 411,547,426                 | 48                 |
| <b>Agriculture</b>   | 25,156,876            | 55,241,892  | 17,904,965                  | 32                 |
| <b>Cash-for-Work and Cash Assistance</b>                                   | 133,303,318           | 142,304,644   | 67,832,613                  | 48                 |
| <b>Coordination and Support Services</b>                                   | 15,542,129            | 38,716,944  | 16,651,943                  | 43                 |
| <b>Early Recovery</b>  | --                    | 27,475,000  | 3,889,010                   | 14                 |
| <b>Education</b>   | 9,378,173             | 54,222,979  | 12,363,574                  | 23                 |
| <b>Food Security and Nutrition</b>   | 209,420,054           | 249,124,106   | 154,319,349                 | 62                 |
| <b>Health</b>  | 18,768,619            | 55,413,977  | 16,270,727                  | 29                 |
| <b>Protection</b>  | 33,098,415            | 33,546,196  | 13,182,371                  | 39                 |
| <b>Psycho-social and Mental Health<sup>14</sup></b>                        | --                    | 38,375,495  | 9,308,430                   | 24                 |
| <b>Shelter and Non-food Items</b>  | 2,000,000             | 119,559,932   | 25,489,920                  | 21                 |
| <b>Water, Sanitation and Hygiene</b>                                       | 17,641,953            | 40,664,915  | 8,656,373                   | 21                 |
| <b>Not yet Specified (waiting allocation to specific projects/sectors)</b> | --                    | --  | 65,678,151                  | n/a                |

(As of 15 June 2009)

<sup>11</sup> This amount includes \$615.4 million of requirements for projects included in the Flash Appeal issued at the beginning of February.

<sup>12</sup> As of 15 June, allocations from the Humanitarian Response Fund totalled \$4.2 million for 22 projects in Gaza and 5 projects in the West Bank.

<sup>13</sup> Funding at the same period last year was 49% of requirements, although in absolute terms, the amount was lower, with \$219 million being committed by mid-year in 2008 and \$412 million being committed by mid-year in 2009.

<sup>14</sup> The Psycho-Social and Mental Health Cluster was created during the Flash Appeal. See Section 3.10.C. for an explanation of the current status of the Mental Health and Psycho-Social Support cluster.

**Humanitarian assistance** has been impartially provided to the most vulnerable populations. The following examples indicate the progress made in realising this strategic priority during the first five months of the year:

- 50,000 persons were sheltered in UNRWA emergency shelters during the Gaza bombings and provided with plastic sheeting, tarpaulins and shelter kits;
- 726,000 Palestinians in the West Bank, and 1,365,000 in the Gaza Strip received food assistance from the World Food Programme (WFP), UNRWA, *Action Contre la Faim* (ACF), Agency for Technical Cooperation and Development (ACTED), and Swedish Cooperative Centre (SCC); an additional 175,000 persons will be assisted in the West Bank in coming months;
- Access to health was maintained for 125,000 marginalised people living in the Gaza Strip and services were extended to an additional 25,000; in the West Bank, 70,000 marginalised people were covered by mobile teams;
- 85,000 m<sup>3</sup> of water were distributed for domestic use and drinking in Gaza;
- 500,000 beneficiaries in Gaza received NFIs (hygiene kits, baby kits, water kits, household tanks);
- Programmes delivered by agencies in the agriculture sector assisted 2,890 livestock-herding families in the West Bank; in Gaza 1,016 families were assisted with agricultural input packages; 790 dunums of land and 145 dunums of greenhouses were repaired;
- 70,000 schoolchildren in the West Bank and Gaza were provided with better access to water and sanitation facilities;
- Approximately 88,000 non-refugee children were reached through education response since the school year started in Gaza, in addition to 200,000 refugee children returning to school;
- The United Nations Development Programme (UNDP) and UNRWA have provided 4,400 families whose shelters have been demolished or have suffered major damages with cash assistance to support rental and other essential living expenses until reconstruction and rehabilitation can take place; the remaining 1,700 families are expected to be reached in coming months;
- UNDP and UNRWA have provided cash assistance to 17,000 families to enable them to repair minor damages to their shelters, with the remaining families to be covered shortly.

The **Humanitarian Country Team** continued to advocate improved protection of civilians and respect for international humanitarian law in the oPt:

- The Office of the United Nations Special Coordinator for the Middle East Peace Process (UNSCO) and OCHA deepened high-level contacts and intensified working-level dialogue with the relevant authorities on all sides. The Humanitarian Coordinator (HC) brought pressing humanitarian concerns to the attention of decision-makers;
- OCHA briefed 210 diplomatic, parliamentarian, governmental, international NGO, and civil society delegations on key protection issues and continued producing, publishing and distributing its "Protection of Civilians" reports on a weekly basis;
- OCHA issued two "Special Focus" reports: one on demolitions in East Jerusalem and the second on the impact of the Barrier and other Israeli restrictions on the Bethlehem district; both reports received widespread media coverage;
- During Operation "Cast Lead", the HC and OCHA reported on protection issues in Gaza daily. The HC, together with UNRWA, conducted several press briefings. The HC made statements on protection issues calling for parties to respect IHL and for accountability for violations;
- The Advocacy Working Group of the HCT met regularly and advised the HCT of advocacy strategies and approaches;
- The WASH Cluster Advocacy Working Group published a report on the public health surveillance and monitoring system in the Gaza Strip;
- The Logistics Cluster advocated the lifting of restrictions on humanitarian cargo with the Israeli authorities and documented cargo denied or delayed access for donors and the humanitarian community.

To improve **monitoring and reporting** of the humanitarian situation, activities of the HCT included:

- 39 daily, bi-weekly and weekly Gaza Field Updates from the HC reporting on the humanitarian response to the Gaza Crisis;
- regular situation reports on damages, response and needs in health, water and sanitation, food, shelter, UXO risks, and logistics in Gaza;
- Inter-agency Humanitarian Monitor published on a monthly basis;



- a joint UN gender survey resulted in the report "Voicing the Needs of Women and Men in Gaza"<sup>15</sup> which informed all sectors/clusters;
- OCHA maps on sectoral damage assessments and activities, access and closures for Gaza and the West Bank were produced, updated, and distributed widely to the humanitarian community;
- The Framework for Provision of Humanitarian Assistance to Gaza was developed by the HCT, outlining the principles to which all involved actors must adhere to ensure unhindered and unbiased delivery of humanitarian assistance to Gaza. Adherence to the Framework will be monitored on a monthly basis.

Significant progress has been achieved regarding the **strengthening of humanitarian coordination structures**. The following activities were guided by this priority:

- Clusters were rolled out in the oPt at the outset of the Gaza crisis;
- The Gaza Response Activity Database (GRAD/3W) for clusters/sectors to map all partners and activities involved in humanitarian assistance in the Gaza Strip was developed;
- A mapping tool of all humanitarian/early recovery activities in Gaza; collection, analysis, digitisation and online mapping to address gaps and overlaps of response activities in Gaza was developed;
- A series of humanitarian and early recovery needs assessments were undertaken in Gaza: the WFP/Food and Agriculture Organization (FAO), Qualitative Emergency Food Security Assessment, conducted in February 2009; the UNDP/FAO/international non-governmental organisation (INGO), rapid assessment of agricultural damages; Health cluster: initial health needs assessment, conducted in January/February 2009; the Gaza Early Recovery and Reconstruction Needs Assessment (GERRNA) conducted with support from the Early Recovery Cluster / Network;
- A protection section was established within OCHA oPt to support inter-agency protection activities, addresses the issue of forced displacement, and implement a collaborative response system;
- OCHA coordinated (via the Joint Humanitarian Coordination Cell) the permit requests for 67 INGO/NGOs (over 150 people) to enter Gaza;
- A review of gender equality programming took place, analysing sex and age disaggregated data in all sectors; GRAD/3W has included disaggregated data on sex and age;
- A Logistics Cluster led by WFP was established to facilitate the consolidation and prioritisation of relief items destined for Gaza, to facilitate access and track humanitarian cargo, and to ensure logistics coordination, information-sharing, and sufficient storage capacity inside Gaza;
- The Access Support Team (AST) developed capacity / systems to assist humanitarian agencies in overcoming access constraints throughout the oPt and monitor trends;
- Mechanisms to ensure complementarity of the CAP with the MTRP were established to ensure a common strategic approach and avoid gaps and overlaps.

<sup>15</sup> [http://www.unifem.org/attachments/products/UN\\_Gender\\_Needs\\_Survey\\_for\\_the\\_Gaza\\_Strip.pdf](http://www.unifem.org/attachments/products/UN_Gender_Needs_Survey_for_the_Gaza_Strip.pdf)

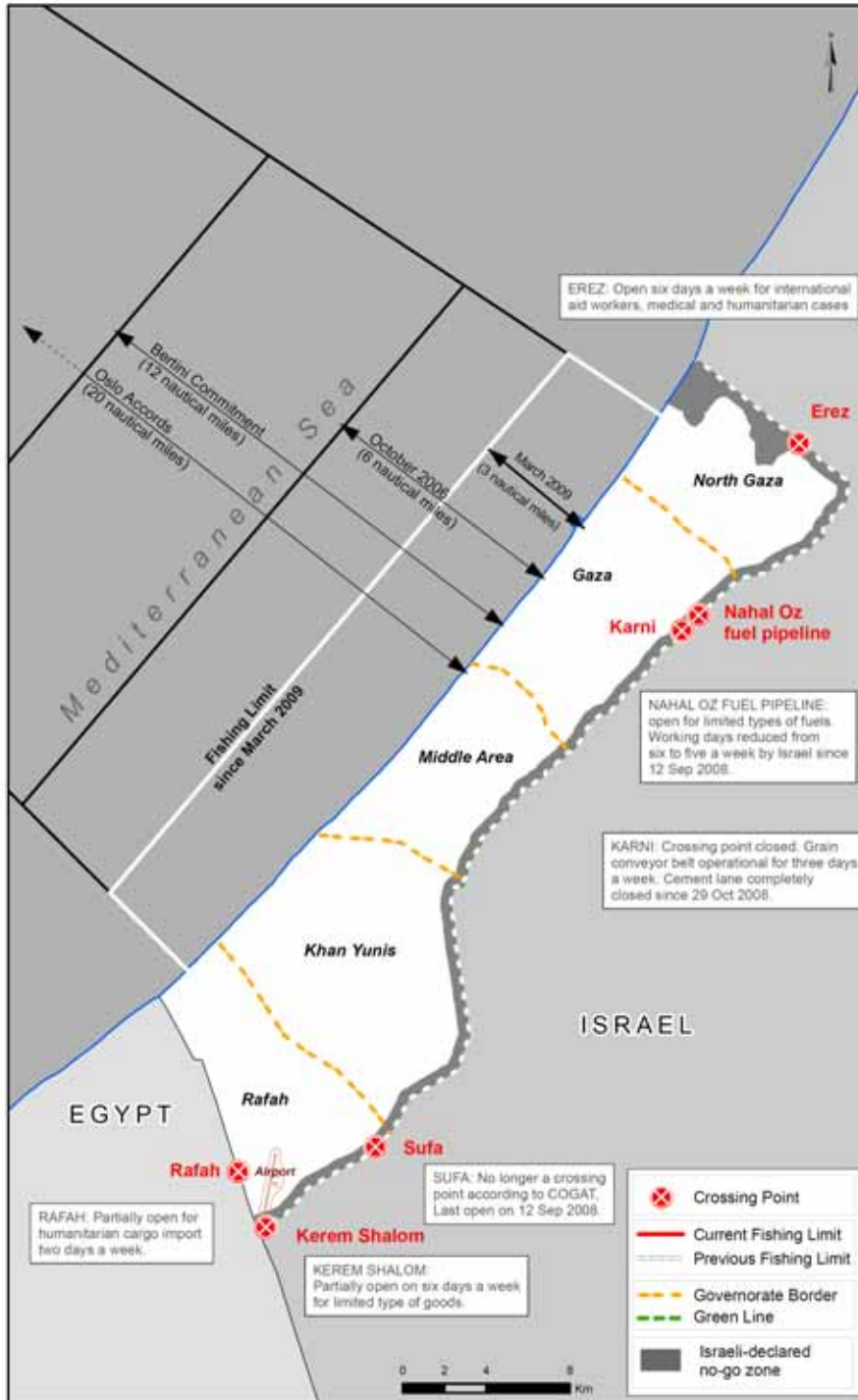


UN Office for the Coordination of Humanitarian Affairs


**Gaza Strip: Humanitarian Response Activities January-May 2009**

CAP 2009 - Consolidated Appeal Process

June 2009



**Number of activities per sector \***



\* Reported completed and on-going activities per locality to the Gaza Response Activity Database (GRAD), extracted 28 May 2009.

Activities targeting all Gaza strip are not displayed on the map.

Protection sector is not displayed as it is not yet reported into GRAD

\*\* Number of activities for shelter sector

United Nations Office for the Coordination of Humanitarian Affairs

Cartography: OCHA-oPt - May 2009. Base data: OCHA oPt, PA MOP, July 2000 - OCHA, update 08. For comments contact <ochaopt@un.org> or Tel. +972 (02) 582-9962 http://www.ochaopt.org

### 3.2 UPDATED STRATEGIC PRIORITIES

The strategic priorities established for the CAP 2009 remain unchanged. However, taking into account the factors outlined in the previous chapter, in particular access restrictions in the Gaza Strip and the southern West Bank, access was identified as an increasing priority in terms of delivery of humanitarian aid. A detailed review of cluster-specific response plans and progress to date follows.

### 3.3 RESPONSE TO DATE PER CLUSTER/SECTOR AND UPDATED CLUSTER/SECTOR RESPONSE PLANS

#### 3.3.1 Agriculture

##### Response to date in achieving planned outputs

**West Bank:** The needs and priorities described in the 2009 CAP have not been sufficiently met in the West Bank. During the first half of 2009, farmers continued to face hardships and increased vulnerability, especially in areas affected by water crisis, frost, and wind storms. The levels of food insecurity level are on the rise.<sup>16</sup> Preliminary findings from the socio-economic and food security household survey (SEFSec) conducted by the Palestinian Central Bureau of Statistics (PCBS) with WFP and FAO support during the first half of 2009 indicate that 96% of households in the WB are struggling to cope with the increase in food prices of the past six months. Increasing food insecurity is a direct consequence of diminishing income sources and access limitations. The same survey found that 27% of households suffered a loss of assets, assistance or salaries during the first half of 2009. Furthermore, about 20% of households faced difficulties in accessing their workplace, market or farmlands. Seventy-five percent of West Bank households with agricultural holdings, expressed difficulties in cultivating their lands due to Israeli restrictions (roadblocks and checkpoints) within the West Bank.

| Output  | Planned in CAP | Achieved as of mid-year |
|---|----------------|-------------------------|
| <i>Dunums</i> of land restored  | 9,890          | 98                      |
| <i>Dunums</i> of greenhouses repaired   | 420            | 12                      |
| Number of families targeted with backyard production and small-scale post-production management interventions | 4,500          | 0                       |
| Units of water facilities created or rehabilitated  | 550            | 120                     |
| Number of livestock herding families assisted   | 6,290          | 2,890                   |

**Gaza:** The majority of the needs in the Gaza Strip as outlined in the Flash Appeal remain urgent and still unmet. The destruction of agricultural land and assets during Operation "Cast Lead" resulted in important direct and indirect losses (estimated at \$180 million and \$88 million, respectively<sup>17</sup>). Reduced production capacity undermines farming and fishing livelihoods and poses an additional threat to the already alarming food security situation in Gaza. The prolonged closure has led to insufficient amounts of agricultural rehabilitation items entering Gaza, thus preventing increased sectoral outputs.<sup>18</sup>

| Output   | Planned in Flash Appeal | Achieved as of mid-year |
|--|-------------------------|-------------------------|
| Number of families assisted with agricultural input packages (livestock, plant production and household food production) | 13,070                  | 1,016                   |
| <i>Dunums</i> of land restored   | 12,502                  | 790                     |
| <i>Dunums</i> of greenhouses repaired  | 1,379                   | 145                     |
| Units of water facilities (wells, cisterns, irrigation networks, etc.) rehabilitated                                     | 165                     | 0                       |
| Number of fisher families assisted   | 625                     | 0                       |

<sup>16</sup> WFP/FAO/UNRWA "Joint Rapid Food Security Survey in the Occupied Palestinian Territory" May 2008.

<sup>17</sup> Agriculture sector report "Impact on Gaza and Response Plan", March 2009.

<sup>18</sup> In spite of access difficulties faced by agencies working in the agricultural sector, it is part of the sector strategy to continue advocating for access of rehabilitation and construction materials. This approach will be maintained even in light of the risk of projects facing considerable delays in their respective implementation schedule.

## Objectives

**West Bank:** The sector objectives from the CAP 2009 remain relevant: (i) to protect the productive capacity of vulnerable male and female farmers, herders and Bedouins; and, (ii) to mitigate the effects of adverse climatic events and military measures on agricultural livelihoods.

**Gaza:** The sector objectives described in the Flash Appeal for the Gaza Strip 2009 remain relevant, however, greater emphasis will be put on the inclusion of fisherfolk affected by military operations. Hence the objectives have been revised as follows: (i) to protect the livelihoods of affected farmers and fisherfolk through tailored support to resume their agricultural production and fishing activities and reduce dependence on direct food aid; and, (ii) to reactivate household food production and income generation for affected farming families with the capacity to raise small animals and establish backyard farms.

## Response plan

### **West Bank:**

- Rehabilitate agricultural production assets, especially in “Area C” and areas affected by the Barrier;
- Diversify and improve agricultural production and productivity;
- Promote backyard production and small-scale post-production management;
- Empower women in agriculture;
- Mitigate adverse climatic events (such as the late wind storm which hit the West Bank on 3 May), and other external shocks on vulnerable groups and localities affected by increased input prices and low/late rainfalls in 2009, most notably Bedouin communities. The most vulnerable regions include rural areas of Hebron, the eastern slopes, Jordan Valley, Bethlehem, and Ramallah regions.

### **Gaza:**

The focus of the response in the Gaza Strip takes into consideration the increasing humanitarian needs of the vulnerable farming families due to the ongoing closure conditions and access limitations.

- Repair and rehabilitate damaged lands and agricultural assets, including livestock and fisheries;
- Restore the productive capacity of the agricultural sector;
- Promote small-scale agricultural activities (backyard farming and breeding, small-scale food processing);
- Promote cash-for-work (CFW) and food-for-work (FFW) and poor-farmer-to-poor-household programmes; and,
- Organise emergency employment for clearing and rehabilitation of agricultural land.

### 3.3.2 Cash-for-Work and Cash Assistance

#### **Response to date in achieving planned outputs**

The Palestinian economy and labour markets continue to be impaired by access restrictions hindering the movement of goods and people, and contributing to high levels of poverty and unemployment. The continued isolation of Gaza has resulted in the suspension of recovery and the paralysis of the private sector. In the West Bank, recent macro-level data suggests slight economic growth, although at levels far below those which could constitute a significant recovery.<sup>19</sup>

Funding for the sector fell below assessed needs and at mid-year most agencies were not able to meet targets. As of 15 June, 48% of financial needs were covered. Increases in funding for Gaza-based projects were partially offset by slight decreases in funding for West Bank-based projects. Only UNRWA and *Première Urgence* (PU) reported progress towards objectives in projects in the West Bank. Lack of progress towards annual targets is also explained by planning and project implementation cycles, as many of the projects in the sector only began on 1 May.

One United Nations Population Fund (UNFPA) - managed project was amended to reflect lack of funding and the consequent shortened implementation time. Two UNRWA projects originally included

<sup>19</sup> Source: Economic Monitoring Note for the West Bank and Gaza, World Bank and IMF, April 2009 (<http://web.worldbank.org/WBSITE/EXTERNAL/COUNTRIES/MENAEXT/WESTBANKGAZAEXTN/0,,menuPK:294370~pagePK:141159~piPK:141110~theSitePK:294365,00.html>).

in the Gaza Flash Appeal as a nine-month project were re-budgeted to be continued until the end of the year, leading to some increases in funding needs. Further, a CHF project in Gaza was expanded based on the prospect of additional funding. ACF cancelled one project in the northern West Bank due to an assessment that no funding would be received. Requirements for another ACF project in Hebron were revised downwards on the basis of low received funding. OXFAM also revised financial needs downwards, based on assessed funding prospects.

In Gaza, UNRWA planned to create 4.7 million job days for 55,950 beneficiaries during 2009. However by mid-year, only 1.3 million had been created for about 15,000 refugees. The Agency also planned to provide cash grants to 34,000 families, but had assisted around 3,800 at mid-year. This came as part of a change in strategy to focus on financial support to families whose homes had been destroyed or damaged beyond repair during Operation "Cast Lead." In addition, funding allowed for the provision of back-to-school support for 200,000 pupils returning to UNRWA schools after military operations.

In the West Bank, UNRWA set an annual target of 1.3 million job days for 33,460 beneficiaries. However, funding for the agency's cash assistance project in the West Bank has been insufficient to meet this goal. Other organisations implementing CFW projects in the oPt (Islamic Relief [IR], OXFAM and PU) created about 60,000 job days for over 1,200 unemployed workers.

Although partners continued to prioritise high cost efficiency interventions, particularly with regard to the proportion of total project budget allotted to wages, attempts to limit the impact of access restrictions on cash assistance projects did not produce positive results..

| Output  | Planned in CAP   | Achieved as of mid-year  |
|---|--|--|
| Number of persons (sex disaggregated) and families assisted with temporary work opportunities ( <i>Accion Conral el Hambre</i> (ACH), CHF, <i>Cooperazione Internazionale</i> (COOPI), Catholic Relief Services (CRS), Islamic Relief (IR), PU, UNFPA, UNRWA) | 105,985  | 32,500   |
| Number of work days created (ACH, CHF, COOPI, CRS, IR, PU, UNFPA, UNRWA)  | 6,382,500  | 1,969,560  |
| Number of persons / families assisted with cash assistance grants (not including shelter) (ACH, UNFPA, UNRWA)   | 239,450  | 207,800  |
| Total value of wages and cash assistance grants provided (ACH, CHF, COOPI, CRS, IR, OXFAM, PU, UNFPA, UNRWA)  | 105,268,438  | 29,982,223   |
| Type of small-scale infrastructure projects implemented (ACH, OXFAM, PU)  | Rehabilitation of agricultural roads and planting of fruit trees | 45 km of road rehabilitated and seven other small-scale projects |

### Objectives

The priority needs and the response strategy identified in the CAP 2009 and the Gaza Flash Appeal remain valid.

### 3.3.3 Coordination and Support Services

The aftermath of Operation "Cast Lead" in Gaza and the deterioration in overall living conditions in the West Bank resulted in increased needs for coordination. At mid-year, the sector is 43% funded. Participating agencies include OCHA, UNRWA, FAO, WFP, UNICEF, Save the Children (SC), Office of the High Commissioner for Human Rights (OHCHR), UNDP, and United Nations Department of Safety and Security (UNDSS).

### Response to date in achieving planned outputs

- The HCT for the oPt meets regularly in Jerusalem; the Operational Coordination Group (OCG) continues to meet regularly in Gaza;
- The roll-out of the cluster approach was accelerated and completed at the outset of the military action in Gaza. An assessment of cluster approach implementation will follow prior to the publication of CAP 2010 document;

- The GRAD/3W a mapping tool of all humanitarian/early recovery activities in Gaza was developed;
- Access support for the HCT improved with the establishment of an Access Support Team to facilitate movement and access of humanitarian staff and goods, and to monitor and analyse access impediments and their impact on humanitarian operations;
- WHO/MoH Emergency Operation Room was established in response to the Gaza crisis to monitor the health crisis and responses to the situation;
- The HCT Advocacy Working Group was set up to issue regular advocacy messages on key issues such as protection / human rights and access;
- A series of humanitarian and early recovery needs assessments were completed in Gaza, including: WFP/FAO's qualitative Emergency Food Security Assessment (EFSA), conducted in February 2009; UNDP/FAO/INGO rapid assessment of agricultural damages; Gaza Early Recovery and Reconstruction Needs Assessment (GERRNA) conducted with support from the Early Recovery Cluster / Network; and the Gaza Strip Initial Health Needs Assessment of February 2009;
- UN agencies supported the development of the Palestinian National Early Recovery and Reconstruction Plan (PNERRP) for Gaza by the Palestinian Authority, building on information collected by the Early Recovery Cluster/ Network;
- The Early Recovery Cluster (re-named Cluster for Governance, Livelihoods, Utilities and Environment [GLUE]) strengthened coordination on key early recovery issues not covered by other cluster/sectoral working groups;
- The mapping of current and planned early recovery interventions of UN agencies and partners was completed, so as to improve information sharing and enhance coordination;
- The Health Cluster partners strengthened pharmaceutical management capacity through logistics and technical support;
- An advocacy task force was created to focus on access restrictions faced by the wounded and the sick in both West Bank and Gaza Strip;
- The Disability Sub-cluster and the Mental Health and Psycho-social Groups were established;
- The Gaza Lessons Learned exercise was initiated and is ongoing;
- The Humanitarian Response Fund (HRF) was expanded to help address emergency needs in various sectors, including health, mine action and others (in Gaza) and shelter and others (Gaza and West Bank);
- IHL and human rights monitoring: OCHA, UNICEF, UNRWA, and OHCHR and human rights NGOs completed trainings for reporting on indicators to be used to ensure analysis according to IHL and human rights standards;
- Teams of Operations Support Officers continue to assist UNRWA programme departments in ensuring efficient and effective delivery of emergency and regular services;
- UNRWA procured additional vehicles to replace those damaged during Operation "Cast Lead" and also expanded its fleet of armoured cars in Gaza.

### **Objectives**

The objectives detailed in the CAP 2009 – to improve overall inter-agency coordination - remain fully valid. They will include improved operational coordination with regard to access issues. No progress has yet been achieved in terms of developing a joint monitoring framework on health with the MoH due to lack of funding.

### **3.3.4 Early Recovery**

#### **Response to date in achieving planned outputs**

The Early Recovery Cluster supported the preparation of a joint operational plan for rubble removal by UNDP, Norwegian Refugee Council (NRC), CHF, Mercy Corps (MC), United Nations Mine Action Team (UNMAT) and United Nations Children's Fund (UNICEF). The operational plan lays out roles and responsibilities of different partners and areas of collaboration and joint implementation. Preparatory work for rubble removal is underway, and removal and crushing will commence in June 2009. Overall requirements for rubble removal activities have been reduced based on detailed assessments of needs.

In addition to the safe removal of UXO from numerous public spaces, UNMAT has started conducting risk assessments for NRC and CHF but much is still needed to ensure the safe removal and crushing of rubble.

The cluster also worked with UN Agencies and international and national partners to map out their current and planned early recovery interventions to respond to the needs identified the Palestinian National Early Recovery and Reconstruction Plan for Gaza that was presented at the Sharm El-Sheikh conference in Egypt on 1 March 2009. The mapping exercise revealed that despite the challenges, a number of early recovery activities have been initiated, in particular in the agriculture, livelihoods, health, education and water and sanitation sectors.

| Output  | Planned in CAP  | Achieved as of mid-year  |
|---|---|--|
| Adequate linkages between relief and recovery efforts                         | Establish focal points in all sectors.  | Focal points nominated and early recovery approaches mainstreamed in all clusters.   |
| A coordinated response to the early recovery needs of the affected population |   | Mapping exercise completed and workshop held.  |
| Rubble removal  | 600,000 metric tons (MTs) of rubble to be removed.  | Joint operational plan developed for coordinated rubble removal. Preparatory work underway.  |
| Ensuring safety from remnants of war  | Unexploded ordnance (UXO) clearance of public spaces and risk avoidance awareness.<br><br>UXO recognition and safety training for 8,500 staff involved in rubble.<br><br>Assess 601 buildings for UNDP and UNRWA. | <ul style="list-style-type: none"> <li>• 37 schools, nine roads, key UN facilities, hospitals and clinics checked and cleared.</li> <li>• 40 briefings held for UN and partners.</li> <li>• 120 requests responded, 200 UXO cleared.</li> <li>• Risk assessments started for rubble removal.</li> <li>• Planned.</li> <li>• Planned</li> </ul> |

### Objectives

The objectives of the Early Recovery Cluster for the second half of 2009 remain the same as stated in the Gaza Flash Appeal, and are to ensure that: a) early recovery interventions are mainstreamed and become a collective responsibility; b) there are no gaps in the collective early recovery effort; and, c) the basis for broader recovery is laid. In addition to rubble removal and de-mining the Early Recovery Cluster will continue working with all partners to facilitate the development and implementation of coordinated early recovery efforts and will in particular advocate for joint and cross-sectoral interventions and for the adoption of common approaches to early recovery.

### Response plan

With regard to rubble removal, the objective of this coordinated intervention is to allow for the safe removal and crushing of the 600,000 tons of rubble induced by the destruction of houses, factories and public buildings by the Israeli military operation of December 2009. Labour-intensive schemes will be privileged when possible to provide short-term employment opportunities to vulnerable segments of the population. Overall requirements for rubble removal activities have been reduced based on detailed assessments of needs. Additional support is also needed to ensure the safe rehabilitation of agricultural land where UXO may be buried. Seven explosive ordnance disposal teams will remove UXO discovered in these ruins, agricultural land, or elsewhere as requested by UN Agencies, NGOs or local authorities. These teams will also excavate more than 100 known impact holes where ordnance is believed to have penetrated soft ground without exploding.

### 3.3.5 Education

#### Response to date in achieving planned outputs

**In Gaza**, lack of access to education supplies due to access restrictions is one of the greatest obstacles in ensuring the delivery of quality education, combined with damage to the schools hit during the war. Children were able to continue education due to numerous intervention by partners including: the provision of tents; supplies and stationery; extra-curricular activities and the reopening of all UNRWA schools within a week of the declarations of ceasefire; remedial activities in the evening; support to teachers' salaries; increased access to Early Childhood Development (ECD); and, support



to high school students. Children, youth and teachers have also benefited from psycho-social support. Strengthened teaching and management support for education programmes has taken place, as has awareness-raising on the risk of UXO.

**West Bank**, children and teachers have benefited from increased access to library facilities due to the activation of libraries in schools and community centres (the provision of books, facilitators and extra-curricular activities). UNICEF, in coordination with the MoEHE is developing a geographic information system (GIS) with the aim of mapping students, their performance, location, and monitoring achievement and drop-out levels. Youths have received vocational training to improve their education and employment opportunities.

**Vulnerable groups and areas identified**

**Vulnerable areas:** (a) Gaza Strip, especially areas bordering Israel; (b) West Bank, especially areas near settlements, Barrier-adjacent areas, “Area C”, the Jordan Valley, and East Jerusalem, including areas with high poverty.

**Vulnerable populations:** those living in the mentioned areas, including children of displaced families.

**Objectives**

The strategic priority of the Education Sector is to mitigate the effects of the ongoing crisis on the Palestinian education system by promoting and delivering quality education and access to schools for all children. The main objectives are: (i) improve classroom environment through school rehabilitation, provision of basic aids and supplies, and minor repairs to damaged schools; (ii) create alternative learning opportunities to counter declining learning achievements; (iii) work towards the return of all affected children and youth to school and begin the process of recovery from trauma caused by the conflict and move towards a state of normalcy (e.g. regular school attendance and learner achievement, and parent involvement); (iii) enhance access to quality education through the provision of training, supplies and psycho-social support; (iv) in coordination with the WASH cluster, ensure safe drinking water and sanitary facilities.

| Output  | Planned in CAP  | Achieved as of mid-year   |
|---|---|---|
| Number of kindergarten (KG) schools/ higher education institutions targeted                               | <p><b>West Bank</b><br/>500 schools will benefit from education material and equipment and will be identified and mapped as “safe zones” 40 adolescent – friendly learning spaces will be maintained.</p> <p><b>Gaza</b><br/>30 kindergartens will benefit from minor repairs and will be provided with recreational and education supplies; 50 partially damaged schools will be rehabilitated; safe learning spaces for children and youth will be rehabilitated, furnished, and provided with toys.</p> <p>Provide alternative spaces for 14 universities and colleges in Gaza 200 community centres will benefit from ECD kits.</p> | <p><b>West Bank</b><br/>578 schools and 100 kindergartens benefited from education and recreational materials.</p> <p><b>Gaza</b></p> <ul style="list-style-type: none"> <li>• 13 preschools benefited from 780m2 of plastic sheets, plastic mats, and recreational kits.</li> <li>• One university benefited from the alternative spaces for lectures.</li> <li>• 24 safe learning spaces for children and youth were rehabilitated and furnished.</li> <li>• Six small tents and eight large tents were provided as alternative spaces for safe education.</li> </ul> |
| Number of students to be targeted in different kinds of programmes, including psycho-social interventions | <p><b>West Bank</b><br/>5,000 students to benefit from remedial programmes and psycho-social counselling programmes.</p> <p><b>Gaza</b></p> <ul style="list-style-type: none"> <li>• 2,400 students will benefit from math, Arabic, English, science, and other activities.</li> <li>• 71,510 higher education students will benefit from grants.</li> <li>• 163,000 primary and adolescent students will benefit from remedial courses and</li> </ul>  | <p><b>West Bank</b><br/>32,500 students benefited from remediation programmes and psycho-social counselling.</p> <p><b>Gaza</b></p> <ul style="list-style-type: none"> <li>• 81,300 primary and adolescent students benefited from catch-up courses and psycho-social support, supplies, remedial education, extra-curricular activities, supportive</li> </ul>   |

| Output   | Planned in CAP  | Achieved as of mid-year  |
|--|---|--|
|  | psycho-social support, education supplies, summer activities, remedial education, extracurricular activities, supportive teaching methods. <ul style="list-style-type: none"> <li>• 3,000 students receive daily nutritional intake.</li> <li>• 10,000 kindergarten children will benefit from ECD kits.</li> <li>• 2,700 kindergarten children will benefit from educational supplies and summer activities.</li> </ul>  | teaching methods. <ul style="list-style-type: none"> <li>• 7,534 kindergarten children benefited from ECD educational supplies &amp; summer activities.</li> </ul>   |
| Number of teachers to be trained, including in psycho-social interventions | <p><b>West Bank</b><br/>2,000 teachers, 500 principals and about 1,000 parents will be trained on remedial education programmes.</p> <p><b>Gaza</b></p> <ul style="list-style-type: none"> <li>• High-level educators from Ministry of Education and Higher Education (MoEHE), NGOs, and universities will be trained on INEE.</li> <li>• Educators will benefit from common education emergency response tools and applying the INEE.</li> <li>• 300 school principals and district officials will benefit from managerial tools and professional support on reactivation and recovery of the education system.</li> <li>• 500 professionals from all over Gaza will be trained in the concept of making schools as “safe zones.”</li> <li>• 50 women/parents will be trained on remedial education and psycho-social support.</li> <li>• 5,580 primary and secondary teachers will be trained on remedial and psycho-social support, and will receive educational supplies.</li> <li>• 75 new graduate teachers will be recruited on how to use child-centred education methods and on curriculum.</li> <li>• 200,000 refugee children will benefit from a safe and secure learning environment.</li> <li>• 90 kindergarten staff trained on ECD, health, creative use of supplies and resources, and psycho-social wellbeing.</li> </ul> | <p><b>West Bank</b><br/>1,740 teachers were trained on remedial education programmes.</p> <p><b>Gaza</b><br/>1,740 teachers trained on how to deliver remedial courses for students. Training on psycho-social, including the best use of educational supplies.</p>  |
| Educational and recreational materials                                     | <p><b>Gaza</b></p> <ul style="list-style-type: none"> <li>• 10 community centres will benefit from computers and remedial curriculum for teachers and students.</li> <li>• Five community centres will have a music corner, sport materials and laboratories</li> <li>• 2,000 toys will be distributed to children in 75 safe areas.</li> </ul>   | <p><b>West Bank</b><br/>100 ECD kits.</p> <p><b>In Gaza</b></p> <ul style="list-style-type: none"> <li>• 130 educational and recreational material kits were distributed in Gaza for kindergartens.</li> <li>• 520 school-in-a-box kits were distributed; 860 math and science kits were distributed.</li> <li>• 100,000 books and 1,985 stationery kits distributed.</li> <li>• 44,000 remedial folders were provided.</li> </ul> |

### 3.3.6 Food Security and Nutrition

#### Response to date in achieving planned outputs

Progress against planned outputs has been difficult for many reasons. Preliminary estimates indicate that the military operation resulted in a 20% increase in food insecurity due to destruction of agricultural lands, lack of food imports, and lack of cash. Significant numbers of people were already food-insecure prior to the war and now an estimated total of 75% of the population is food-insecure. The preliminary results of the PCBS/FAO/WFP joint socio-economic survey currently being conducted in the Gaza Strip, will be available in early August 2009. Staples and most fresh food commodities such as wheat flour, sugar, cooking oil, rice, salt and pulses, are currently available in the Gaza Strip market. However, access remains a problem for the poorest households. Due to lack of cash, individuals in Gaza can only withdraw NIS 1,000-2,000 per month. This decreases people's ability to maintain usual expenditure pattern and has caused delays in the distribution of cash allowances to the social hardship cases in March 2009 (24,860 families).

**West Bank:** The main factors affecting project implementation in the West Bank are related to poor funding levels and access constraints due to the closure regime. Moreover, the needs in Gaza have overshadowed the important requirements in the West Bank and attracted the majority of donor funding during the first semester of 2009. Despite these constraints, the Food and Nutrition sector was able to implement the following:

| Output   | Planned in CAP and Flash Appeal  | Achieved as of mid-year  |
|--|--|--|
| <b>Indicator 1</b> Number of persons assisted against targeted caseload  |  |  |
| <b>Indicator 1.1</b> Gaza round 1 (WFP, ACF, ACTED, PU, SCC/Applied Research Institute Jerusalem (ARIJ) and UNRWA) | 1,957,262  | 1,961,960  |
| <b>Indicator 1.2</b> Gaza round 2 (UNRWA)  | 1,000,000  | 0<br>(planned for later in year)   |
| <b>Indicator 1.3</b> West Bank (food vouchers) (WFP)   | 31,000   | 31,000   |
| <b>Indicator 1.4</b> West Bank round 1 (WFP and UNRWA)   | 764,800  | 695,000  |
| <b>Indicator 1.5</b> West Bank round 2 (UNRWA)   | 350,000  | 175,000  |
| <b>Indicator 2</b> Number of schoolchildren receiving snacks (WFP, ACF and UNRWA)                                  | West Bank: 55,000<br>Gaza 231,600  | West Bank: 55,000<br>Gaza: 251,393   |
| <b>Indicator 3</b> Number of assets/trainings created (SCC/ARIJ, WFP and ACTED)                                    | West Bank:<br>50 beehives;<br>2,500 laying chicken;<br>25 cisterns;<br>25 grey water treatment sets;<br>50 drip irrigation networks<br>West Bank: 64, Gaza: 4<br>(not specified) | 0 (project not funded)<br><br>West Bank: 27, Gaza: 4<br>Ca. 65 MTs of vegetables and eggs                      |
| <b>Indicator 4</b> Metric tons of locally procured food/milled food (UNRWA and WFP)                                |  | 2,266 MTs flour for 09R1 (West Bank) and 122 MTs Sugar for 09R1 (Gaza).<br>400 MTs flour procured in West Bank |

#### Increased food insecurity and price increases

Prices of most commodities have increased considerably during the first quarter 2009 (as compared to the first quarter of 2008) due to: closure of the main border crossings; fluctuations of international prices; appreciation of the Israeli shekel *vis-à-vis* the US dollar and price speculations due to imports through the tunnels.

Child under-nutrition rates in the oPt have been on the increase: 7.2% in 1996 to 10.2% in 2006<sup>20</sup> with some disparities due to lack of access to food and goods, the rising global food prices, and high poverty rates in Gaza, combined with the effects of water crisis and displacements in the West Bank. The rapid nutritional assessment of 2008 indicated a further decline in general and in particular that 2.4% of children in Gaza were either moderately or severely wasted in 2008.

**West Bank:** High poverty rates continue to affect household coping strategies. The preliminary results of a SEFSec survey jointly conducted by PCBS, FAO and WFP in the West Bank (4,960 households surveyed) during the first quarter of 2009 reveal that:

- 63.1% received food, medicines, clothing and shoes and 36.9% receive cash assistance;
- 96% of surveyed households suffered from the rise in food prices during the six months prior to the survey;
- 31.2% had to reduce the amounts of food consumed by the family during the week preceding the survey, and 28.4% had resorted to purchasing lower quality food;
- 36.5% reduced food-related expenditures during the six months prior to the survey;
- 75.5% of households owning land have had difficulties in reaching their land due to Israeli checkpoints and barriers within the West Bank, hampering their freedom of movement.

In addition, water scarcity in the south and east West Bank has impacted on herders' livelihoods, raising the need for expensive tankered water, diminishing natural pasture areas, and forcing herders to buy increasing amounts of fodder. These factors have led to a reduction in local animal products (dairy, meat) and increased dependence on aid.

### Objectives

Overall, the four objectives identified by the food security sector in the CAP 2009 remain relevant. Where needed, they have been adjusted so as to address the aftermath of Operation "Cast Lead": 1) meet basic food needs of destitute and conflict-affected people, including schoolchildren, poor farmers/herders directly affected by closure, unemployed urban poor and elderly; 2) protect and/or restore endangered livelihoods, enhance household level food security, and promote restoration of the local economy; 3) analyse food insecurity trends to ensure that timely, effective and efficient food aid and food security assistance is being provided to those most in need; 4) improve nutrition security, growth and development of infants, children, pregnant and lactating mothers.

### Response plans

Given the food security consequences of Operation "Cast Lead", the climatic challenge posed by the dry spell in the West Bank, the impact of the closure regime and the high reliance on assistance, the food security and nutrition sector should maintain assistance levels, especially for the war-affected population and the destitute; implement urban voucher programmes in Gaza and expand them in the West Bank; strengthen safety net projects, especially in urban areas; and reinforce the productivity of accessible agricultural land with donors' support. Quantitative surveys will be conducted every six months in both the West Bank and the Gaza Strip (situation allowing) to assess current needs. In-depth qualitative studies and assessments will be conducted as required.

**Gaza:** Organisations in the Food Security and Nutrition Sector have redefined their intervention plans, in line with a joint FAO/WFP Rapid Qualitative Emergency Food Security Assessment conducted in January/February 2009<sup>21</sup> :

Food assistance to the destitute will continue to be necessary in the medium term given the current challenges to the economy (unemployment levels remaining high, and continuing access restrictions for people and goods).

If and when reconstruction/rehabilitation materials are allowed to enter through border crossings, FFW and CFW schemes will be implemented, with a particular focus on infrastructure reconstruction and agricultural land rehabilitation.

There is an urgent need to restore agricultural assets and infrastructure, restock farms, re-plant damaged fields and to diversify agricultural production patterns to produce an increasing share of locally marketable food, and to provide the Gazans with sufficient fresh food. Wherever feasible, poor-farmer-to-poor-households programmes or fresh food imports will be expanded as necessary.

<sup>20</sup> PCBS, Palestinian Family and Health Survey. 2006.

<sup>21</sup> [http://www.ochaopt.org/cluster/admin/output/files/ocha\\_opt\\_food\\_security\\_rapid\\_qualitative\\_english-20090405-214112.pdf](http://www.ochaopt.org/cluster/admin/output/files/ocha_opt_food_security_rapid_qualitative_english-20090405-214112.pdf).

The acceleration and scale-up of micronutrient supplementation and concurrent response to nutrition security to address anaemia, stunting, and wasting will be critical. This will be complemented with interventions to improve and promote infant and young child feeding practices.

**West Bank:** Because of the difficulties deriving from the lack of access, high unemployment and erosion of markets, food assistance projects that include an income-generation component will progressively be scaled up to stimulate employment and market activity (food voucher programmes, FFW/training programmes, emergency job creation, cash assistance programmes, backyard farming and small-scale livestock rearing programmes). The recommendations of the recently completed PCBS/FAO/WFP SEFSec survey (first quarter 2009) will guide the revision of ongoing interventions. Beneficiary caseloads may be revised to include potential new vulnerable groups.

While drought-affected population groups sometimes overlap with the chronically poor, food insecurity for the majority can be considered as transitory. A combination of in-kind and cash assistance may be an adequate response for herders, as they might sell/exchange part of their ration to provide for their animals. Assistance needs to be delivered to the affected population groups quickly to avoid further distress sales. While food aid in this context might help to prevent a further deterioration of the food security situation of affected households, other non-food assistance – mainly in the agriculture sector – would be required to restore livelihoods.

### 3.3.7 Health

#### Response to date in achieving planned outputs

In Gaza, progress has been achieved despite the restrictions on access and the increasing health needs of the population. More than 20% of drugs on the essential list and 236 consumable items were out of stock at the Central Drug Store (CDS) at the start of the Israeli military operation. This was an immediate priority as many of the items were needed to treat casualties. The international humanitarian community and the health partners in support of the MoH responded by delivering large volumes of supplies within days to address the immediate shortages. Further supplies were delivered as the crisis continued, including large volumes of donations from various countries, and an inventory of the essential drug supplies and equipment currently stored was completed.

The need to refer patients abroad grew as the health system in Gaza deteriorated during the crisis, compounding the effects of closure. This resulted in delays and denials of passage. Referral abroad almost came to a halt when the *de facto* authority in Gaza took over the Referral Abroad Department (RAD) on 22 March. However, an agreement was reached between the PA and *de facto* authorities with third party support and the referral process was on resumed on 26 April and is now operating more or less efficiently.

Restricted access continues to impede the delivery of health care to marginalised areas in the oPt. However, Health Cluster partners, in coordination with the MoH, provided health services to a population of 150,000 in the most war-affected parts of Gaza and to private and MoH primary health care (PHC) clinics, including in North Gaza and East Khan Younis. There remains a need for specialised services for people with injuries and disabilities. It is estimated that 5,380 persons were injured during the Gaza conflict, many of them affected by multiple traumatic injuries that require long-term medical care and physical rehabilitation to prevent disability. Many of those permanently disabled as a result of the conflict require physical rehabilitation and assistive devices. Over 200 persons who had limbs amputated are awaiting prosthetic devices and over 100 need orthotic devices due to injuries.

In the West Bank, UNRWA and the NGOs partners provided services to over 70,000 people.

| Output  | Planned in CAP  | Achieved as of mid-year  |
|---|---|--|
| Improved services provided in target areas and to vulnerable groups.                | <p>Increase services to marginalised population.</p> <p>Ensure basic health services to refugees.</p> <p>Monitor drug supplies and provide essential drugs to the CDS.</p> <p>Make inventory of the truckloads of in-kind donations as above.</p> | <p>Access to health care was maintained for 125,000 persons in marginalised communities in the Gaza Strip; services were extended to an additional 25,000 war-affected people.</p> <p>More than 70,000 patients living in marginalised areas in the West Bank were covered by mobile teams.</p> <p>There is a full year supply for 20% of the essential drugs.</p> <p>The Gaza CDS completed an inventory of essential drugs and supplies currently stored in the donation warehouses to strengthen the drug supply management system.</p> <p>A programme to improve standards of care in Gaza hospitals (maternity and neonatal units) and pilot PHC centres commenced with promising early progress.</p> |
| Areas underserved with health services are identified.                              | 100% mapping and database of health service facilities and personnel.   | <p>80% completed in the West Bank.</p> <p>100% completed in Gaza as planned in the Flash Appeal.</p>   |
| Advocacy for access of vulnerable population to essential health services improved. | Investigate the impact of access restrictions for patients and staff from the West Bank and Gaza to East Jerusalem hospitals.   | <p>Ongoing in West Bank and Gaza.</p> <p>No progress has been detected in access of patients to health care outside the Gaza Strip; only an average of 65% of patients with requests had access to health care through Erez Crossing.</p>  |
| Awareness on health as a human right improved.                                      | <p>Undertake advocacy activities.</p> <p>Provide timely and accurate data.</p>  | <p>The World Health Day (WHD) was specifically dedicated to the war on Gaza; an art exhibition was conducted in Gaza, Ramallah and Jerusalem, including video shots. The theme of the WHD was "Health Facilities in Emergencies". Posters and brochures were prepared and disseminated.</p> <p>Health Advocacy task-force founded.</p> <p>Regular situation reports on access of patients to hospitals outside the Gaza Strip have been disseminated.</p>  |
| Improve preparedness and response capacity for meeting emergency health needs.      | <p>Provide IT equipment.</p> <p>Capacity-building.</p>  | <p>Computers and printers, copy and fax machines were donated to the MoH to support WHO's establishment of the Emergency Operation Room.</p> <p>The capacity of the MoH to deal with emergencies improved in the course of the work of the MoH/ WHO Operation Room established during the Gaza crisis.</p>   |
| Improved rehabilitation of persons with injuries and disabilities.                  | Increase the quality and quantity of centre and community-based rehabilitation and provision of assistive devices.  | Over 15 organisations are providing centre-based and community-based rehabilitation services to persons with injury and disability.  |

### Funding

Under-funding for projects is a major constraint and the public and private health care providers are unable to ensure regular provision of quality services to meet essential health needs of the most vulnerable communities residing in Gaza, "Area C", seam and buffer zones. Underfunding also prevents an immediate response to growing access restrictions to East Jerusalem hospitals, both for health workers and patients from the West Bank and Gaza. Degradation of the quality of health services, especially in the Gaza Strip, requires substantial resources for replacing and maintaining medical equipment, upgrading technical skills and knowledge of staff, especially of specialised nurses

and physicians and for ensuring preparedness for all emergencies. If these key issues are not addressed, the need for referrals abroad will grow, involving even higher costs for the already donor-dependent health system.

### Objectives/response plan

The strategic priorities as stated in the original CAP and the Flash Appeal remain unchanged.

### Challenges

Growing access restrictions to East Jerusalem hospitals are affecting health staff and patients from the rest of the West Bank. The degradation of the quality of health services due to access restrictions for people and goods, especially into and out of Gaza, still persists and must be addressed. Emergency funding has ensured that health needs could be addressed and that services critical to saving lives were provided, such as establishing mobile teams in areas where local authorities do not have access or increasing capacity to deal with any new emergency. However, tackling the complex systemic health system challenges within the health system in a situation of ongoing conflict requires solutions beyond quick fixes.

### 3.3.8 Logistics

On 30 December 2009, the HCT authorised the establishment of the Gaza Logistics Cluster. The main objectives were to coordinate logistics and information-sharing in Israel, Egypt and Gaza, and to facilitate the delivery of humanitarian cargo into Gaza. The HC requested the Gaza Logistics Cluster to continue operations until 15 July 2009.

#### Response to date in achieving planned outputs

- **Logistics staffing:** At the beginning of January, Global Logistics Cluster Support Cell staff were deployed to Jerusalem. A Logistics Cluster satellite cell was established in El Arish on 9 January;
- **Facilitate the humanitarian cargo border crossing and coordinate with the Israeli Defence Forces (IDF) on behalf of the humanitarian community:** On 8 January a Civil-Military Coordination Officer was seconded to the Joint Humanitarian Coordination Cell (JHCC) and Coordination of Government Activities in the Territories (COGAT);
- **Expanded use of existing UNRWA transport hubs:** The Logistics Cluster established an agreement with UNRWA for the use of warehouse facilities in Beitunua and Jerusalem. Two Logistics Cluster staff worked at the UNRWA facility to consolidate, palletise and dispatch the cargo;
- **Logistics coordination in Egypt:** In January, three staging areas were established in El Arish to facilitate the receipt and prioritisation of humanitarian relief cargo to Gaza across the Egyptian border and 2,257 pallets of cargo from Egypt entered Gaza through the Nitzana border crossing;
- **Provision of transport services:** The Logistics Cluster set up a common transportation service for the humanitarian community to facilitate the delivery of humanitarian assistance through the West Bank, Israel and Egypt corridors on a cost-recovery basis. Since its establishment in January 2009, the Logistics Cluster has transported over 6,000 pallets of humanitarian relief to Gaza on behalf of 28 humanitarian agencies;<sup>22</sup>
- **Information management:** Information services provided to the humanitarian community included regular situation reports and minutes of meetings in Jerusalem and Egypt, documentation of clearance procedures for transport of humanitarian cargo, and regularly updated information on cargo denied access to Gaza.

#### Challenges and constraints

The Logistics Cluster encountered significant challenges in the delivery of humanitarian cargo. The restrictions on access of cargo that began with the implementation of restrictions on access in July 2007 have continued after the cessation of hostilities. Israeli authorities have delayed clearance and rejected shipments of food and non-food items on an *ad hoc* basis. Despite the fact that the Gaza FA envisaged that humanitarian projects would re-establish livelihoods and repair basic infrastructure, the restriction on delivery of construction material and WASH material has delayed transportation of this material or forcing cancellation of procurement. The effect has been a steady decrease in volume of

<sup>22</sup> This includes 2,257 pallets of cargo from Egypt through the Nitzana border crossing.



humanitarian cargo transported by the Logistics Cluster and a failure to meet the recovery needs of conflict-affected populations in the Gaza Strip.

**Monitoring of impact/progress towards achievement of strategic priorities**

An evaluation of the first three months of the Logistics Cluster activities was conducted through interviews with participating organisations. A three-month review was drafted detailing the response to date and outlining the lessons learned.

**3.3.9 Protection**

**Response to date in achieving planned outputs/objectives**

The protection situation in the oPt continues to deteriorate as a result of the continued restriction on access and military actions in Gaza, and of ongoing limitations on freedom of movement, demolitions, and settlement expansion in the West Bank. The Protection Sector has received less than half of requirements to date, which severely hampers efforts to respond to the protection needs of the civilian population. Efforts are ongoing but further resources are required to address the most urgent needs. This includes psycho-social support for a large number of children in Gaza and legal and technical advice and assistance to prevent and respond to house demolitions, land confiscation and displacement in the West Bank. Efforts to address other infringements of basic protection / human rights must also continue, including through concerted monitoring, reporting and advocacy. The table below indicates progress made against defined objectives.

| Objectives   | Planned in CAP   | Achieved as of mid-year  |
|--|--|--|
| Increase accountability  | Monitoring, documentation and reporting, together with general and targeted advocacy efforts.  | Monitoring and advocacy efforts are ongoing.   |
| Reduce and/or prevent the number and severity of violations of basic rights.                                   | Increased physical presence together with effective monitoring and reporting, as well as general and targeted advocacy.                                      | A Protection Cluster was established in January, protection staff has been deployed in greater numbers, and joint advocacy efforts are underway.   |
| Promote freedom of movement for persons and goods.   | Ongoing monitoring of access and freedom of movement, and improved coordination and advocacy.  | Monitoring and advocacy ongoing and regular updates and reports issued on movement and closures.   |
| Improve access to assistance and services, including legal, psycho-social, health care and education services. | Establishment of legal assistance and psycho-social support programmes, and provision of training and guidance to staff and partners.                        | A new legal assistance project and several psycho-social and mental health projects are underway.  |
| Promote rights of prisoners and detainees.   | Ongoing monitoring, increased number of prison visits and improved access to legal services for prisoners and detainees.                                     | Additional legal support and visitation projects initiated and strengthened.   |
| Develop and implement an interagency response to displacement.   | Improve the protection of displaced individuals and communities; take measures to prevent displacement; and provide emergency assistance to those displaced. | Various efforts coordinated by the Displacement Working Group are on track. Research and reports, e.g. on demolitions, urban contraction and fragmentation, and the impact of displacement on children have also been published. |
| Improve the protection systems available for children and women affected by armed conflict.                    | Monitoring, reporting and advocacy systems established for UN Security Council Resolutions 1612 and 1325.  | Monitoring system established for UN Security Council Resolution 1612 and trainings provided in Gaza and the West Bank.  |

**Objectives/response:** There is no change in main objectives and planned response, although attention and resources have had to be refocused to address the large increase in assistance and service needs in Gaza. Aerial bombardments and fighting within built-up areas during Operation “Cast Lead” have had a serious effect on the civilian population, particularly children. Witnessing and experiencing violent events; disruption to community support mechanisms; separation of children from their usual caregivers; and displacement have affected the mental health of many. In addition, children are at risk from UXO. The Protection Cluster is currently in the process of developing a comprehensive protection strategy and action plan which will guide future protection efforts. This will

help ensure more effective and strategic coordination of protection activities by all relevant actors, including UN agencies, international and national NGOs, and civil society. Adequate resources are however needed to plan and carry out protection activities and projects, and prevent further deterioration in the situation.

### 3.3.10 Shelter and Non-Food Items

#### Response to date in achieving planned outputs

While detailed surveys of individual housing is still ongoing, the number families whose shelter was destroyed or damaged during Operation “Cast Lead” is currently estimated at 51,500: 3,500 whose homes were totally demolished; 3,000 whose shelters suffered major damages and 45,000 whose shelters suffered minor damages (10,000 local residents and 35,000 refugee families). Once completed, the joint UNRWA/UNDP surveys will provide a comprehensive picture of Cast Lead-related damages to private housing.

Shelter Cluster agencies provided emergency shelter to 50,000 displaced Gazans during the war and distributed a wide range of non-food items (NFIs), including tents, to affected families during and in the period immediately following the war. In this respect, NFI needs can be said to have been largely covered.

Despite delays due to the shortage of cash inside the Gaza Strip, all families whose shelters were destroyed or suffered major damages have received or are in the process of receiving cash assistance (\$5,000 for totally demolished homes, or \$3,000 for major damages) to help them cope until reconstruction or rehabilitation can take place. UNDP and UNRWA have also started providing cash assistance to allow families whose shelters suffered minor damages to make repairs. Up to \$35 million has been disbursed to date in support of these activities. Because of severe access restrictions, materials, when available, cost three times as much in Gaza as they do in the West Bank. The Israeli authorities deny import of cement, metal pipes, door and window frames and other materials through the crossing from Israel. Some materials are smuggled through tunnels from Egypt but their market price is inflated.

The shelter sector is only 21% funded as of mid-year and there are significant funding discrepancies among agencies, with several NGOs receiving no funding to date.

| Output   | Planned in CAP   | Achieved as of mid-year   |
|--|--|---|
| Safe habitable living space is made available and sufficient to meet the immediate needs of the affected population. | Sheltering the displaced during and after the conflict.  | 50,000 displaced persons sheltered in UNRWA's emergency shelters during the war.  |
|  | Providing of temporary shelter support for households with severely damaged or destroyed housing through rental subsidies, tents or transitional shelters.         | All families who lost/suffered major damages to their homes provided with cash assistance. Some 16,000 families have benefited from UNRWA/ UNDP financial assistance.                   |
|  | Provision of emergency support shelter response materials to “weatherise” damaged housing units with plastic sheeting, tarpaulins etc. (approx. 50,000 households) | Large-scale distribution of plastic sheeting, tarpaulin and shelter kits by agencies to help affected families “weatherise” their shelters. Thousands of tents distributed (see below). |

| Output   | Planned in CAP  | Achieved as of mid-year  |
|--|---|--|
| Affected populations have sufficient NFIs to meet their priority hygiene, cooking, and living needs.   | Provision of NFIs to displaced people in host family or temporary shelters (approximately 50,000)   | <ul style="list-style-type: none"> <li>• Blankets – 32,1630</li> <li>• Baby hygiene packs – 14,483</li> <li>• Tents – 2,691</li> <li>• Plastic sheeting or tarps – 1,551,265 m<sup>2</sup></li> <li>• Mattresses – 56,673</li> <li>• Kitchen set – 30,310</li> <li>• Hygiene pack – 112,230</li> <li>• Stoves – 5,100</li> <li>• Diaper packs – 42,598</li> <li>• Clothing kits – 29,406</li> <li>• Minor rehab pack - 3794</li> </ul> |
| <p>Damaged housing units are rehabilitated to increase availability of habitable space.</p> <p>Assess and categorise existing levels of damaged to housing units throughout Gaza.</p> <p>Emergency rehabilitation and repair of housing units.</p> | A survey of the affected housing stock to capture, at a household level, the extent of damages due to the recent incursion, to place a monetary value on their eventual reconstruction, and also to provide the grounds for cash assistance activities. | UNDP and UNRWA survey will be completed by the end of May, covering the entire scope of damages to individual housing. No substantial progress has been made on rehabilitation or reconstruction of substantially damaged/ destroyed housing due to access restrictions.   |

(N.B. The shelter sector operates in Gaza only.)

### Objectives

The sector objectives from the FA for the Gaza Strip 2009 are to: (i) provide vital emergency NFIs to support families living in damaged houses, temporary shelters or with host families; (ii) provide emergency shelter through the provision of rental subsidies, shelter "weatherisation" material and technical assistance to ensure availability of safe, habitable living space in existing houses; and, (iii) stabilise and rehabilitate damaged housing to maximise inhabitable space through material and technical support.

### Response plan

No major repair or reconstruction has been possible to date due to lack of construction materials on the market, leading to some creative and desperate Gazans to start constructing shelters with traditional material. In this respect, as access restrictions continue, the construction of temporary shelters with locally available materials is now being considered by some agencies as an adequate temporary response. Rubble removal had not started on a significant scale by early May; the pace of this activity is expected to pick in June. Some agencies have decided to refocus their intervention towards technical assistance.

### Changes to projects

The objectives and sectors projects remain essentially the same as the context and needs remain the same, with the exception of NFIs, where agencies are focusing on stock replenishment. Although overall requirements have decreased by almost \$3,000,000, several agencies have increased their budgets due to a more informed assessment process, and an expansion into uncovered shelter-related activities such as rubble removal.

### 3.3.11 Water, Sanitation and Hygiene

#### Response to date in achieving planned outputs

In the West Bank, drought and the closure regime continue to reduce the quantity of water available for Palestinians. In Gaza, Operation "Cast Lead" resulted in the collapse of WASH systems and left half a million people without water. The combined action of the cluster members brought down the number people without water to 32,000 by the end of May. However, water quality remains poor: 80% of drinking water is not safe for human consumption. Israeli restrictions on access continue to hamper recovery efforts, with pipes, fittings, and pumping and electrical equipment not allowed into the Strip. The cost of these materials in Gaza is five times higher than in the West Bank.

In Gaza, the WASH cluster provided safe drinking and domestic water, rehabilitated damaged water & wastewater systems, re-activated desalination services, distributed NFIs and promoted hygiene. In

the West Bank, the cluster members designed a strategy to tackle the drought, rehabilitated water sources and reservoirs, and provided technical support. Integral to this strategy was the creation of a WASH Advocacy Group to address critical areas, including access and permits for working in “Area C” and the Gaza buffer zone.

**Vulnerable groups/areas:** People in the Gaza Strip and of areas in the West Bank near settlements, behind the Barrier and inside the enclave, “Area C”, East Jerusalem the Jordan Valley.

**Updated strategic priorities/objectives:** The overall objective is to improve access to sufficient and affordable safe drinking water and adequate sanitation facilities in the oPt, with particular emphasis on the Gaza Strip.

**The overall objective** is to increase the daily water share of communities in the West Bank and Gaza by:

- preventing, mitigating and responding to sanitation challenges affecting public health;
- advocating for the right to water of the marginalised communities;
- enhancing coordination within the cluster to fill gaps, prevent duplication and respond timely;
- providing minimum supply of safe water and re-establish WASH services to prevent public health risks;
- promoting hygiene and awareness on water use conservation, water safety and proper storage;
- reshaping the Emergency Preparedness Plan and ensure the pre-positioning of emergency supply items.

**Response plan:** Organisations will ensure the availability of safe drinking water and adequate sanitation through the rehabilitation and extension of water systems/networks, filling points, wastewater treatment and water tankering. Requirements have been reduced by 23%, from \$40.7 million to \$31.5 million.

| Output   | Planned in CAP and Flash Appeal   | Achieved as of mid-year      |
|--|---|------------------------------|
| Quantity of water (m3) distributed (both for domestic use/drinking water).   | 200,000 m3  | 85,000 m3                    |
| Number of water and wastewater facilities restored (wells, distribution pumps, ponds, etc).                                      | 50 facilities   | 20 facilities                |
| Number of beneficiaries who received NFIs (i.e. hygiene kits, baby kits, water kits, household tanks) in Gaza and the West Bank. | 50,000 beneficiaries (revised to 500,000 beneficiaries in the Flash Appeal—includes Gaza and the West Bank) | Approximately 450,000 people |
| Quantity of solid waste/rubble/debris removed (MT).  | 100,000 MTs   | 27,700 MTs                   |
| Number of schoolchildren with better access to water and sanitation facilities.  | 110,000 schoolchildren  | 70,000 schoolchildren        |
| Number of beneficiaries who benefited from hygiene and health awareness campaigns.   | 500,000 people  | 242,000 people               |
| Amount of fuel delivered to allow the continuous operation of essential facilities.  | 3,000,000 litres  | 1,617,374 litres             |

### 3.3.12 Mental Health and Psycho-Social Support (MPHSS)

During the MYR, partners decided that Mental Health and Psycho-Social Support would be treated as a cross-cutting issue. MPHSS is guided by two agencies with technical expertise—WHO and UNICEF—who have undertaken the responsibility of providing leadership and coordination. The projects included in the Psycho-Social and Mental Health Cluster added during the Flash Appeal are now included in the relevant clusters/sectors, specifically Health, Education and Child Protection (subgroup of Protection). The 21 projects with a MPHSS component can be easily identified by the MPHSS label in the title.

#### 4. METHOD OF PROJECT PRIORITISATION

Sector leads reviewed projects in light of the prioritisation system developed for the CAP, including six questions, four of which were common to all clusters/sectors and two cluster/sector-specific questions. The four general questions were designed to guarantee that priority was given to projects that met the most pressing needs, while the use of cluster/sector-specific questions ensured that projects targeting vulnerable groups most adversely affected by gaps in the given cluster/sector. Those projects introduced during the Flash Appeal were by nature high-priority projects in response to crisis. All projects were re-examined during the mid-year review process, with the highest priority (A) afforded to those most urgently in need of funding (242 projects) and 77 projects designated as medium priority (B). Forty-eight projects are not classified because they were withdrawn during the MYR.

#### 5. CONCLUSION

The humanitarian community in the oPt reacted quickly when the worst-case scenario of the CAP 2009 unfolded at the beginning of the year, with a combination of fighting in Gaza and a continued inter-factional rift between Palestinian parties. As reflected in the Gaza Flash Appeal (February 2009), the humanitarian community promptly assessed changing needs, readjusted its response plans and priorities, and channelled the necessary resources into Gaza to address the humanitarian situation. The HCT will continue these efforts throughout the second half of 2009.

To ensure that the response continues to adequately address existing needs, additional needs assessments have already been completed or are on-going: the initial multi-sectoral rapid needs assessment has been complemented by in-depth cluster research; WHO is in the process of finalising a study of the nutritional status of schoolchildren in Gaza; UNICEF and WHO are undertaking a further study of the psychological effects of violence on children and families; WHO is following up on an initial health assessment undertaken in February; and the WASH cluster is assessing the quality of drinking water and sanitation conditions at the household level. In addition, the Health Promotion Working Group is to launch two studies – one to check on seawater quality and, therefore, beach quality (MoH, Environmental Quality Authority, Palestinian Hydrology Group and Coastal Municipalities Water Utility [CMWU] are involved); and a second study looking at the quality of water in roof tanks – aiming to give advice to people on how to keep them clean. In addition; UNDP, UNRWA and the PCBS have completed infrastructure damage assessments. Following the qualitative EFSA in Gaza conducted in January 2009, WFP, FAO, and PCBS are conducting a quantitative socio-economic and food security survey in the oPt. Data collection is ongoing in Gaza, and is completed in the West Bank. Preliminary results for Gaza are expected at the beginning of July.

In the West Bank, WFP and UNRWA, in consultation with UNICEF, are planning to undertake a nutritional survey (for herding and Bedouin communities in “Area C”) and an assessment of the impact of water scarcity on herding communities was jointly undertaken by the WASH Cluster and Agriculture Sector. The Education Cluster plans an assessment of the quality of education. Gaps in information regarding levels of under-nutrition in oPt and the needs of internally displaced persons in Gaza have been identified and plans to address them are being discussed.

These assessments and surveys will feed into the humanitarian response for the second half of 2009. As the humanitarian situation continues to deteriorate, the need for a Consolidated Appeal Process in 2010 already appears evident. Information gathered during the assessments referred above will be critical for the 2010 process: they will help define strategic priorities and adjust the scope of the CAP 2010 to complement parallel Palestinian Authority processes in reconstruction and development.

## ANNEX I. FULL PROJECT LISTS AND FUNDING TABLES

**Table IV: Summary of Requirements, Commitments/Contributions and Pledges (grouped by appealing organisation)**

Consolidated Appeal for occupied Palestinian territory 2009

as of 19 June 2009

<http://www.reliefweb.int/fts>

Compiled by OCHA on the basis of information provided by donors and appealing organisations

Page 1 of 3

| Appealing Organisation                 | Original Requirements | Revised Requirements | Funding   | % Covered | Unmet Requirements | Uncommitted Pledges |
|--|-----------------------|----------------------|-----------|-----------|--------------------|---------------------|
| Values in US\$                         | A                     | B                    | C         | C/B       | B-C                | D                   |
| AAA                                    | -                     | 850,000              | -         | 0%        | 850,000            | -                   |
| ACF                                    | -                     | 950,000              | -         | 0%        | 950,000            | -                   |
| ACH                                    | 7,961,300             | 5,013,000            | 3,665,640 | 73%       | 1,347,360          | -                   |
| ACPP                                   | 3,104,600             | 2,787,650            | 157,175   | 6%        | 2,630,475          | -                   |
| ACRI                                   | 154,000               | 154,000              | -         | 0%        | 154,000            | -                   |
| ACS                                    | -                     | 350,000              | -         | 0%        | 350,000            | -                   |
| ACT                                    | -                     | -                    | -         | 0%        | -                  | -                   |
| ACTED                                  | 1,112,000             | 2,792,042            | 1,319,454 | 47%       | 1,472,588          | -                   |
| AEDS                                   | -                     | -                    | 114,660   | 0%        | (114,660)          | -                   |
| AIRD                                   | -                     | 375,000              | -         | 0%        | 375,000            | -                   |
| Al-Dameer Association for Human Rights | -                     | -                    | -         | 0%        | -                  | -                   |
| Al-Haq                                 | -                     | -                    | -         | 0%        | -                  | -                   |
| Almawassi                              | 300,000               | 300,000              | -         | 0%        | 300,000            | -                   |
| ARIJ                                   | 1,619,621             | 1,612,721            | -         | 0%        | 1,612,721          | -                   |
| AUSTCARE                               | 406,998               | 160,993              | -         | 0%        | 160,993            | -                   |
| BADIL                                  | 390,000               | 390,001              | -         | 0%        | 390,001            | -                   |
| BIMKOM                                 | -                     | 180,300              | -         | 0%        | 180,300            | -                   |
| B'Tselem                               | 423,000               | 423,000              | -         | 0%        | 423,000            | -                   |
| CARE International                     | 1,845,800             | 9,931,478            | 639,153   | 6%        | 9,292,325          | -                   |
| CHF International                      | -                     | 2,584,254            | -         | 0%        | 2,584,254          | -                   |
| Chr. Aid                               | -                     | 325,000              | -         | 0%        | 325,000            | -                   |
| CISP                                   | 2,500,000             | 1,560,000            | 695,000   | 45%       | 865,000            | -                   |
| COOPI                                  | 4,500,000             | 3,700,000            | 2,348,329 | 63%       | 1,351,671          | -                   |
| CRIC                                   | 1,799,073             | 1,663,840            | -         | 0%        | 1,663,840          | -                   |
| CRS                                    | 1,927,245             | 3,427,245            | -         | 0%        | 3,427,245          | -                   |
| CTCCM                                  | 233,728               | 233,728              | -         | 0%        | 233,728            | -                   |
| Danchurchaid                           | -                     | 865,309              | -         | 0%        | 865,309            | -                   |
| Diakonia, Sweden                       | -                     | -                    | -         | 0%        | -                  | -                   |
| DPFA                                   | -                     | -                    | 122,100   | 0%        | (122,100)          | -                   |
| ESDC                                   | -                     | 1,188,000            | -         | 0%        | 1,188,000          | -                   |
| FAO                                    | 6,163,750             | 13,525,250           | 2,437,500 | 18%       | 11,087,750         | 500,000             |
| FRC                                    | -                     | 981,374              | -         | 0%        | 981,374            | -                   |
| GCMHP                                  | 1,133,765             | 200,000              | 200,000   | 100%      | -                  | -                   |
| GVC                                    | 3,445,000             | 2,165,000            | 190,000   | 9%        | 1,975,000          | -                   |
| HaMoked                                | 261,000               | 261,000              | -         | 0%        | 261,000            | -                   |
| HI                                     | -                     | 1,000,000            | 1,017,926 | 100%      | (17,926)           | -                   |
| HWE                                    | -                     | 929,000              | -         | 0%        | 929,000            | -                   |
| ICAHD                                  | 260,000               | 200,000              | -         | 0%        | 200,000            | -                   |
| IMC                                    | -                     | 1,008,000            | -         | 0%        | 1,008,000          | 650,000             |
| IOM                                    | -                     | -                    | -         | 0%        | -                  | -                   |

The list of projects and the figures for their funding requirements in this document are a snapshot as of 19 June 2009. For continuously updated information on projects, funding requirements, and contributions to date, visit the Financial Tracking Service ([www.reliefweb.int/fts](http://www.reliefweb.int/fts)).

**Table IV: Summary of Requirements, Commitments/Contributions and Pledges (grouped by appealing organisation)**

Consolidated Appeal for occupied Palestinian territory 2009  
as of 19 June 2009

<http://www.reliefweb.int/fts>

Compiled by OCHA on the basis of information provided by donors and appealing organisations

Page 2 of 3

| Appealing Organisation    | Original Requirements | Revised Requirements | Funding   | % Covered | Unmet Requirements | Uncommitted Pledges |
|---------------------------|-----------------------|----------------------|-----------|-----------|--------------------|---------------------|
| Values in US\$            | A                     | B                    | C         | C/B       | B-C                | D                   |
| IPCC                      | -                     | 539,000              | -         | 0%        | 539,000            | -                   |
| IR                        | 1,953,213             | 3,375,735            | 533,111   | 16%       | 2,842,624          | -                   |
| IRC                       | -                     | -                    | -         | 0%        | -                  | -                   |
| IRD                       | -                     | 669,600              | -         | 0%        | 669,600            | -                   |
| Juzoor                    | 87,560                | 664,440              | -         | 0%        | 664,440            | -                   |
| LRC                       | 284,887               | 284,887              | -         | 0%        | 284,887            | -                   |
| Ma'an                     | -                     | -                    | 169,608   | 0%        | (169,608)          | -                   |
| Mine Advisory Group       | -                     | 181,583              | -         | 0%        | 181,583            | -                   |
| Mine Action Group         | -                     | -                    | 185,622   | 0%        | (185,622)          | -                   |
| MAP                       | -                     | 1,330,000            | 969,288   | 73%       | 360,712            | 588,652             |
| Medico Intl.              | 287,000               | 174,500              | -         | 0%        | 174,500            | -                   |
| Mercy Corps               | -                     | 7,250,000            | 4,611,511 | 64%       | 2,638,489          | -                   |
| MERLIN                    | -                     | 440,000              | 621,396   | 100%      | (181,396)          | -                   |
| NCA                       | -                     | -                    | -         | 0%        | -                  | -                   |
| NCCR                      | 500,000               | 750,000              | -         | 0%        | 750,000            | -                   |
| Near East Foundation      | -                     | -                    | 75,550    | 0%        | (75,550)           | -                   |
| NRC                       | 800,000               | 3,550,000            | 639,386   | 18%       | 2,910,614          | -                   |
| OCHA                      | 3,005,800             | 6,903,993            | 3,936,249 | 57%       | 2,967,744          | 599,520             |
| OCHA (ERF)                | -                     | -                    | 4,555,145 | 0%        | (4,555,145)        | -                   |
| OHCHR                     | -                     | 220,000              | -         | 0%        | 220,000            | -                   |
| OXFAM                     | 5,278,944             | 5,118,000            | 1,846,900 | 36%       | 3,271,100          | -                   |
| OXFAM GB                  | 523,000               | 5,580,221            | 1,880,091 | 34%       | 3,700,130          | -                   |
| OXFAM Netherlands (NOVIB) | 19,000                | 1,059,500            | 143,062   | 14%       | 916,438            | -                   |
| PARC                      | 1,622,712             | 1,496,820            | 869,774   | 58%       | 627,046            | -                   |
| PCATI                     | 100,000               | 100,000              | -         | 0%        | 100,000            | -                   |
| PCOA                      | 281,848               | 781,848              | -         | 0%        | 781,848            | -                   |
| PFU                       | 285,600               | 906,600              | 356,790   | 39%       | 549,810            | -                   |
| PHG                       | 1,132,493             | 1,399,069            | -         | 0%        | 1,399,069          | -                   |
| PHO                       | -                     | -                    | -         | 0%        | -                  | -                   |
| PMRS                      | -                     | -                    | 202,118   | 0%        | (202,118)          | -                   |
| PRCS                      | 149,945               | 149,945              | -         | 0%        | 149,945            | -                   |
| PU                        | 4,013,821             | 5,505,181            | 1,904,752 | 35%       | 3,600,429          | -                   |
| RCSD                      | -                     | -                    | 151,143   | 0%        | (151,143)          | -                   |
| RI                        | -                     | 1,130,640            | -         | 0%        | 1,130,640          | -                   |
| RWDS                      | 394,000               | 394,000              | -         | 0%        | 394,000            | -                   |
| SC                        | -                     | 950,000              | -         | 0%        | 950,000            | -                   |
| SC - Sweden               | 1,327,109             | 2,614,900            | -         | 0%        | 2,614,900          | -                   |
| SC - UK                   | 696,060               | 726,060              | -         | 0%        | 726,060            | -                   |
| SC - US                   | -                     | 2,579,070            | 179,700   | 7%        | 2,399,370          | -                   |
| SC Alliance               | -                     | 2,700,000            | -         | 0%        | 2,700,000          | -                   |

The list of projects and the figures for their funding requirements in this document are a snapshot as of 19 June 2009. For continuously updated information on projects, funding requirements, and contributions to date, visit the Financial Tracking Service ([www.reliefweb.int/fts](http://www.reliefweb.int/fts)).



**Table IV: Summary of Requirements, Commitments/Contributions and Pledges (grouped by appealing organisation)**

Consolidated Appeal for occupied Palestinian territory 2009

as of 19 June 2009

<http://www.reliefweb.int/fts>

Compiled by OCHA on the basis of information provided by donors and appealing organisations

Page 3 of 3

| Appealing Organisation    | Original Requirements | Revised Requirements | Funding            | % Covered  | Unmet Requirements | Uncommitted Pledges |
|---------------------------|-----------------------|----------------------|--------------------|------------|--------------------|---------------------|
| Values in US\$            | A                     | B                    | C                  | C/B        | B-C                | D                   |
| SCC                       | 2,050,655             | 2,217,923            | -                  | 0%         | 2,217,923          | -                   |
| SEAPPI/NEAPPI             | 1,895,000             | 1,895,000            | 1,115,000          | 59%        | 780,000            | -                   |
| Solidaridad Internacional | -                     | -                    | 198,109            | 0%         | (198,109)          | -                   |
| SPHP                      | -                     | -                    | 143,500            | 0%         | (143,500)          | -                   |
| START Services            | -                     | 1,144,430            | -                  | 0%         | 1,144,430          | -                   |
| SYF                       | 137,720               | 73,200               | 186,823            | 100%       | (113,623)          | -                   |
| Terre Des Hommes          | 250,000               | 250,000              | -                  | 0%         | 250,000            | -                   |
| UAWC                      | 375,000               | 2,431,600            | -                  | 0%         | 2,431,600          | -                   |
| UCASC                     | -                     | -                    | -                  | 0%         | -                  | -                   |
| UCODEP                    | 1,621,050             | 1,621,050            | -                  | 0%         | 1,621,050          | -                   |
| UHCC                      | 42,350                | 42,350               | -                  | 0%         | 42,350             | -                   |
| UNDP                      | -                     | 27,372,716           | 20,710,000         | 76%        | 6,662,716          | -                   |
| UNDSS                     | -                     | 1,163,054            | -                  | 0%         | 1,163,054          | -                   |
| UNESCO                    | 250,000               | 2,905,000            | 441,752            | 15%        | 2,463,248          | -                   |
| UNFPA                     | 3,814,952             | 4,236,015            | 1,839,833          | 43%        | 2,396,182          | -                   |
| UN-HABITAT                | -                     | 725,000              | 650,000            | 90%        | 75,000             | -                   |
| UNICEF                    | 19,754,427            | 41,600,777           | 14,911,264         | 36%        | 26,689,513         | 5,000,000           |
| UNIFEM                    | 1,546,615             | 2,155,476            | 396,476            | 18%        | 1,759,000          | 1,273,200           |
| UNMAS                     | -                     | 2,621,837            | 619,010            | 24%        | 2,002,827          | -                   |
| UNRWA                     | 275,288,085           | 436,674,428          | 210,237,501        | 48%        | 226,436,927        | -                   |
| Welfare Association       | 3,755,000             | 2,527,000            | -                  | 0%         | 2,527,000          | -                   |
| WFP                       | 85,083,601            | 141,322,227          | 119,075,368        | 84%        | 22,246,859         | 58,317              |
| WHO                       | 4,161,210             | 8,658,753            | 4,284,657          | 49%        | 4,374,096          | -                   |
| <b>GRAND TOTAL</b>        | <b>462,309,537</b>    | <b>803,250,613</b>   | <b>411,547,426</b> | <b>51%</b> | <b>391,703,187</b> | <b>8,669,689</b>    |

NOTE: "Funding" means Contributions + Commitments + Carry-over

**Pledge:** a non-binding announcement of an intended contribution or allocation by the donor. ("Uncommitted pledge" on these tables indicates the balance of original pledges not yet committed).

**Commitment:** creation of a legal, contractual obligation between the donor and recipient entity, specifying the amount to be contributed.

**Contribution:** the actual payment of funds or transfer of in-kind goods from the donor to the recipient entity.

The list of projects and the figures for their funding requirements in this document are a snapshot as of 19 June 2009. For continuously updated information on projects, funding requirements, and contributions to date, visit the Financial Tracking Service ([www.reliefweb.int/fts](http://www.reliefweb.int/fts)).

o c c u p i e d P a l e s t i n i a n t e r r i t o r y

| Project Code                          | Appealing Agency | Project Title   | Original Requirements (\$) | Revised Requirements (\$) | Funding (\$) | % Covered | Unmet Requirements (\$) | Uncommitted Pledges (\$) | Location       | Priority          |
|---------------------------------------|------------------|---|----------------------------|---------------------------|--------------|-----------|-------------------------|--------------------------|----------------|-------------------|
| <b>AGRICULTURE</b>                    |                  |   |                            |                           |              |           |                         |                          |                |                   |
| <a href="#">OPT-09/A/20685/R/5838</a> | IR               | Enhancing agricultural land productivity for vulnerable farmers in Eastern Khan Younis and Al Shoka in Rafah of the Gaza Strip (Early Recovery)   | 344,135                    | 344,135                   | -            | 0%        | 344,135                 | -                        | Gaza           | Medium            |
| <a href="#">OPT-09/A/20880/R/7601</a> | ARIJ             | Restoration of agriculture, water and sanitation conditions in southern Hebron Governorate (RAWS) (Humanitarian)  | 764,016                    | 764,016                   | -            | 0%        | 764,016                 | -                        | West Bank      | Medium            |
| <a href="#">OPT-09/A/20899/R/5146</a> | CRS              | Support vulnerable farmers to combat drought conditions (CDC) (Humanitarian)  | 77,245                     | 77,245                    | -            | 0%        | 77,245                  | -                        | West Bank      | High              |
| <a href="#">OPT-09/A/20899/R/7601</a> | ARIJ             | Support vulnerable farmers to combat drought conditions (CDC) (Humanitarian)  | 289,405                    | 289,405                   | -            | 0%        | 289,405                 | -                        | West Bank      | High              |
| <a href="#">OPT-09/A/20981/R/7532</a> | PARC             | Support to vulnerable small-scale farmers in the buffer zone in the Gaza strip (Humanitarian)   | 403,920                    | 403,920                   | -            | 0%        | 403,920                 | -                        | Gaza           | High              |
| <a href="#">OPT-09/A/20983/R/5647</a> | ACH              | Support vulnerable Farmers to mitigate the Impact of the 2008 adverse climatic conditions (frost, drought and winds) and limited access and movement due to the separation barrier in the northern West Bank (Early Recovery) (withdrawn) | 1,037,500                  | -                         | -            | 0%        | -                       | -                        | West Bank      | Project withdrawn |
| <a href="#">OPT-09/A/20985/R/5647</a> | ACH              | Protection of herder's livelihoods in the Al-Ramadin cluster (southern Hebron) and the Alrashaydeh cluster (eastern Bethlehem) (Humanitarian)   | 1,195,700                  | 1,100,000                 | 1,657,825    | 151%      | -557,825                | -                        | West Bank      | High              |
| <a href="#">OPT-09/A/20986/R/7532</a> | PARC             | Restoration of agricultural destroyed assets in areas beside the Separation Wall (Early Recovery)   | 529,000                    | 529,000                   | -            | 0%        | 529,000                 | -                        | West Bank      | Medium            |
| <a href="#">OPT-09/A/20987/R/7532</a> | PARC             | Development of backyard agricultural activity to boost food production (Humanitarian)   | 213,900                    | 213,900                   | -            | 0%        | 213,900                 | -                        | West Bank      | Medium            |
| <a href="#">OPT-09/A/20988/R/7532</a> | PARC             | Improving the living standards of farming families through distributing seeds for feed for small ruminants (Humanitarian) (withdrawn)   | 200,000                    | -                         | -            | 0%        | -                       | -                        | West Bank      | Project withdrawn |
| <a href="#">OPT-09/A/20989/R/5647</a> | ACH              | Rehabilitation of agricultural springs for vulnerable farming families in western Bethlehem Governorate (Early Recovery) (withdrawn)  | 402,600                    | -                         | -            | 0%        | -                       | -                        | West Bank      | Project withdrawn |
| <a href="#">OPT-09/A/21089/R/123</a>  | FAO              | Mitigating the impact of soaring food and input prices on vulnerable farmers in the West Bank and Gaza Strip by restoring agricultural production   | 1,452,000                  | 1,452,000                 | -            | 0%        | 1,452,000               | -                        | Gaza/West Bank | High              |

o c c u p i e d P a l e s t i n i a n t e r r i t o r y

| Project Code                          | Appealing Agency | Project Title   | Original Requirements (\$) | Revised Requirements (\$) | Funding (\$) | % Covered | Unmet Requirements (\$) | Uncommitted Pledges (\$) | Location       | Priority |
|---------------------------------------|------------------|---|----------------------------|---------------------------|--------------|-----------|-------------------------|--------------------------|----------------|----------|
| <a href="#">OPT-09/A/21095/R/123</a>  | FAO              | Emergency support to vulnerable farmers in the West Bank to increase the availability of water for agricultural purposes  | 1,500,000                  | 1,500,000                 | -            | 0%        | 1,500,000               | -                        | West Bank      | Medium   |
| <a href="#">OPT-09/A/21099/R/123</a>  | FAO              | Emergency support to small ruminant (SR) herders in the WB to maintain and protect their livelihood   | 1,306,000                  | 850,000                   | -            | 0%        | 850,000                 | -                        | West Bank      | High     |
| <a href="#">OPT-09/A/21104/R/123</a>  | FAO              | Emergency support and employment generation for female-headed households through backyard farming and cottage industry in the West Bank and Gaza Strip          | 682,000                    | 682,000                   | -            | 0%        | 682,000                 | -                        | West Bank      | Medium   |
| <a href="#">OPT-09/A/21132/R/123</a>  | FAO              | Building the capacity of women farmers in the Jordan Valley (joint project with UNIFEM)   | 253,000                    | 236,500                   | -            | 0%        | 236,500                 | -                        | West Bank      | Medium   |
| <a href="#">OPT-09/A/21132/R/5105</a> | UNIFEM           | Building the capacity of women farmers in the Jordan Valley (joint project with UNIFEM)   | 210,576                    | 108,113                   | -            | 0%        | 108,113                 | -                        | West Bank      | Medium   |
| <a href="#">OPT-09/A/21304/R/6027</a> | PU               | Recovery of Agricultural Livelihoods for Gaza Fishing Communities Directly Affected by the Conflict (Humanitarian)  | 264,610                    | 264,610                   | 264,610      | 100%      | -                       | -                        | Gaza           | High     |
| <a href="#">OPT-09/A/21340/R/8811</a> | Almawassi        | Restore the agricultural production in Almawassi (Early Recovery)   | 300,000                    | 300,000                   | -            | 0%        | 300,000                 | -                        | Gaza           | Medium   |
| <a href="#">OPT-09/A/21360/R/8816</a> | RWDS             | Protecting the food security of the most vulnerable rural households in Salfit by constructing home gardens and drip water irrigation networks (Humanitarian)   | 394,000                    | 394,000                   | -            | 0%        | 394,000                 | -                        | West Bank      | Medium   |
| <a href="#">OPT-09/A/21368/R/6458</a> | ACTED            | Support to vulnerable small ruminant farmers who live in area C or settlement affected villages not connected to water in Nablus/Salfit (Humanitarian)          | 390,000                    | 390,000                   | 797,280      | 204%      | -407,280                | -                        | West Bank      | High     |
| <a href="#">OPT-09/A/21388/R/5120</a> | OXFAM GB         | Food production at the household level for vulnerable families in the Gaza Strip (Early Recovery)   | 523,000                    | 1,046,000                 | -            | 0%        | 1,046,000               | -                        | Gaza           | Medium   |
| <a href="#">OPT-09/A/21389/R/5277</a> | OXFAM            | Supporting vulnerable livelihoods in rural areas of the Occupied Palestinian Territory (Humanitarian)   | 1,648,000                  | 1,648,000                 | 1,646,904    | 100%      | 1,096                   | -                        | West Bank      | High     |
| <a href="#">OPT-09/A/21397/R/5574</a> | SCC              | Rehabilitation of small agricultural infrastructure in the oPt – Extension of CAP 2008 funded project (Early Recovery)  | 1,703,000                  | 1,703,000                 | -            | 0%        | 1,703,000               | -                        | Gaza/West Bank | Medium   |
| <a href="#">OPT-09/A/21407/R/8819</a> | PFU              | Rehabilitating greenhouses to improve efficiency (Early Recovery)   | 285,600                    | 285,600                   | -            | 0%        | 285,600                 | -                        | Gaza           | Medium   |
| <a href="#">OPT-09/A/21509/R/8700</a> | LRC              | Home gardens establishment in Arab al Rashayida Bedouin village (Humanitarian)  | 284,887                    | 284,887                   | -            | 0%        | 284,887                 | -                        | West Bank      | Medium   |
| <a href="#">OPT-09/A/21565/R/8356</a> | UCODEP           | Emergency support to the local communities relying on livestock for their subsistence in Massafer Yatta, Bedouin Area and Northern Jordan Valley (Humanitarian) | 1,621,050                  | 1,621,050                 | -            | 0%        | 1,621,050               | -                        | West Bank      | Medium   |

o c c u p i e d P a l e s t i n i a n t e r r i t o r y

| Project Code                          | Appealing Agency          | Project Title  | Original Requirements (\$) | Revised Requirements (\$) | Funding (\$) | % Covered | Unmet Requirements (\$) | Uncommitted Pledges (\$) | Location       | Priority |
|---------------------------------------|---------------------------|--|----------------------------|---------------------------|--------------|-----------|-------------------------|--------------------------|----------------|----------|
| <a href="#">OPT-09/A/21669/R/5819</a> | CRIC                      | Support to sheep breeders in Bedouin Um Nasser village to enhance the productivity of their flocks- Gaza Strip - (Early Recovery)  | 703,840                    | 703,840                   | -            | 0%        | 703,840                 | -                        | Gaza           | Medium   |
| <a href="#">OPT-09/A/21739/R/5362</a> | OXFAM Netherlands (NOVIB) | Rehabilitation of damaged agricultural lands within the Buffer Zone in the Gaza strip (Early Recovery)   | 19,000                     | 465,500                   | -            | 0%        | 465,500                 | -                        | Gaza           | Medium   |
| <a href="#">OPT-09/A/21739/R/7532</a> | PARC                      | Rehabilitation of damaged agricultural lands within the Buffer Zone in the Gaza strip (Early Recovery)   | 275,892                    | -                         | 391,645      | 0%        | -391,645                | -                        | Gaza           | Medium   |
| <a href="#">OPT-09/A/21822/R/6849</a> | ACPP                      | Emergency livelihoods support to farmers in four villages in the Jordan Valley through the rehabilitation of agricultural earth pools (Early Recovery)   | 583,000                    | 466,400                   | -            | 0%        | 466,400                 | -                        | West Bank      | Medium   |
| <a href="#">OPT-09/A/21831/R/5819</a> | CRIC                      | Enhancing rural women's economic empowerment in Gaza Strip(Early Recovery)   | 460,000                    | 460,000                   | -            | 0%        | 460,000                 | -                        | Gaza           | Medium   |
| <a href="#">OPT-09/A/21853/R/8566</a> | Welfare Association       | Emergency response to alleviate the hardship of economic crisis of the marginalized farmers in rural areas of West Bank & Gaza Strip by accessing to good quality food and natural resources. (Early Recovery) | 1,200,000                  | 1,200,000                 | -            | 0%        | 1,200,000               | -                        | Gaza/West Bank | Medium   |
| <a href="#">OPT-09/A/21858/R/8566</a> | Welfare Association       | Rebuilding Rural Livelihoods (Early Recovery)  | 1,140,000                  | 380,000                   | -            | 0%        | 380,000                 | -                        | Gaza           | Medium   |
| <a href="#">OPT-09/A/21877/R/5816</a> | CISP                      | Supporting the livelihood of Bedouin communities in Jerusalem, Jericho and Ramallah areas (Humanitarian)   | 2,500,000                  | 1,560,000                 | 695,000      | 45%       | 865,000                 | -                        | West Bank      | High     |
| <a href="#">OPT-09/A/23900/R/776</a>  | UNDP                      | Emergency response to restart the agricultural sector in Gaza – sustaining livelihoods   | -                          | 9,618,016                 | 9,500,000    | 99%       | 118,016                 | -                        | Gaza           | High     |
| <a href="#">OPT-09/A/23901/R/8202</a> | AAA                       | Emergency support to livestock herders in Gaza Strip   | -                          | 850,000                   | -            | 0%        | 850,000                 | -                        | Gaza           | High     |
| <a href="#">OPT-09/A/23902/R/7532</a> | PARC                      | Supporting poor and vulnerable families (female-headed households) through restoring and enhancing home gardening activities (Early Recovery)  | -                          | 350,000                   | 348,129      | 99%       | 1,871                   | -                        | Gaza           | High     |
| <a href="#">OPT-09/A/23903/R/123</a>  | FAO                       | Emergency support to the poor families in the Gaza Strip for backyard food production  | -                          | 1,500,000                 | 1,261,875    | 84%       | 238,125                 | -                        | Gaza           | High     |
| <a href="#">OPT-09/A/23904/R/123</a>  | FAO                       | Immediate interventions to resume irrigated vegetable production in the Gaza Strip in time for the coming season   | -                          | 2,800,000                 | 961,875      | 34%       | 1,838,125               | -                        | Gaza           | High     |
| <a href="#">OPT-09/A/23906/R/5120</a> | OXFAM GB                  | Emergency distribution of agricultural inputs to small-scale farmers and livestock breeders in the Gaza Strip  | -                          | 1,648,000                 | -            | 0%        | 1,648,000               | -                        | Gaza           | High     |
| <a href="#">OPT-09/A/23907/R/5362</a> | OXFAM Netherlands (NOVIB) | Poor Families Produce their Food in their Home Backyards (Early Recovery)  | -                          | 594,000                   | 143,062      | 24%       | 450,938                 | -                        | Gaza           | High     |

o c c u p i e d P a l e s t i n i a n t e r r i t o r y

| Project Code                           | Appealing Agency | Project Title  | Original Requirements (\$) | Revised Requirements (\$) | Funding (\$) | % Covered | Unmet Requirements (\$) | Uncommitted Pledges (\$) | Location | Priority          |
|--|------------------|--|----------------------------|---------------------------|--------------|-----------|-------------------------|--------------------------|----------|-------------------|
| <a href="#">OPT-09/A/23908/R/8819</a>  | PFU              | Enhancing agricultural land productivity for vulnerable farmers (Early Recovery)   | -                          | 621,000                   | -            | 0%        | 621,000                 | -                        | Gaza     | High              |
| <a href="#">OPT-09/A/23909/R/12714</a> | ESDC             | Emergency support for beekeepers livelihoods in Beit-Hanon, Al-Buraje and East Gaza (Flash Appeal project withdrawn during MYR)  | -                          | -                         | -            | 0%        | -                       | -                        | Gaza     | Project withdrawn |
| <a href="#">OPT-09/A/23910/R/12714</a> | ESDC             | Protection of herder's livelihoods in Beit-Hanon, east Jabaliya and east Gaza (Flash Appeal project withdrawn during MYR)  | -                          | -                         | -            | 0%        | -                       | -                        | Gaza     | Project withdrawn |
| <a href="#">OPT-09/A/23912/R/12714</a> | ESDC             | Emergency response toward supporting affected farmers in Khoza'a, Al-shawkah, Al-Aatatrah and Al-Zaytone areas to resume their irrigated farming (Flash Appeal project withdrawn during MYR) | -                          | -                         | -            | 0%        | -                       | -                        | Gaza     | Project withdrawn |
| <a href="#">OPT-09/A/23913/R/12714</a> | ESDC             | Emergency support to affected greenhouse farmers in Gaza Strip (Early Recovery)  | -                          | 688,000                   | -            | 0%        | 688,000                 | -                        | Gaza     | High              |
| <a href="#">OPT-09/A/23914/R/12720</a> | AIRD             | Emergency support to vegetable farmers in Gaza Strip to start the next agriculture season  | -                          | 375,000                   | -            | 0%        | 375,000                 | -                        | Gaza     | High              |
| <a href="#">OPT-09/A/23943/R/5186</a>  | ACF              | Emergency cash for work for vulnerable households affected by the conflict in the Gaza Strip   | -                          | 950,000                   | -            | 0%        | 950,000                 | -                        | Gaza     | High              |
| <a href="#">OPT-09/A/23944/R/6849</a>  | ACPP             | Emergency support for cultivated greenhouses and destroyed agricultural wells  | -                          | 375,000                   | -            | 0%        | 375,000                 | -                        | Gaza     | High              |
| <a href="#">OPT-09/A/23946/R/8359</a>  | PCOA             | Repair of destroyed agricultural open field farms and greenhouses in Alshokeh and Khanyoun (Early Recovery)  | -                          | 300,000                   | -            | 0%        | 300,000                 | -                        | Gaza     | High              |
| <a href="#">OPT-09/A/23947/R/7536</a>  | PHG              | Agricultural Wells Rehabilitation (Early Recovery)   | -                          | 298,500                   | -            | 0%        | 298,500                 | -                        | Gaza     | High              |
| <a href="#">OPT-09/A/23948/R/8699</a>  | UAWC             | Rehabilitation of damaged greenhouses in Bait Lahya, Bait Hanoun (in the north) and Fukhari, Elshwka (in the south) (Early Recovery)   | -                          | 1,000,000                 | -            | 0%        | 1,000,000               | -                        | Gaza     | High              |
| <a href="#">OPT-09/A/23949/R/8699</a>  | UAWC             | Reconstruction of irrigation water networks (Early Recovery)   | -                          | 300,000                   | -            | 0%        | 300,000                 | -                        | Gaza     | High              |
| <a href="#">OPT-09/A/23951/R/8699</a>  | UAWC             | Rehabilitation of damaged nurseries in Bait Hanoun, Bait Lahya and ElZayton (Early Recovery)   | -                          | 320,000                   | -            | 0%        | 320,000                 | -                        | Gaza     | High              |
| <a href="#">OPT-09/A/23952/R/12719</a> | UCASC            | Supporting affected families in the Gaza Strip with home garden units (Flash Appeal project withdrawn during MYR)  | -                          | -                         | -            | 0%        | -                       | -                        | Gaza     | Project withdrawn |
| <a href="#">OPT-09/A/23955/R/123</a>   | FAO              | Emergency support to livestock keepers in the Gaza Strip to maintain and protect their domestic animals and livelihoods  | -                          | 1,306,000                 | -            | 0%        | 1,306,000               | -                        | Gaza     | High              |

o c c u p i e d P a l e s t i n i a n t e r r i t o r y

| Project Code                             | Appealing Agency | Project Title  | Original Requirements (\$) | Revised Requirements (\$) | Funding (\$)      | % Covered  | Unmet Requirements (\$) | Uncommitted Pledges (\$) | Location  | Priority |
|--|------------------|--|----------------------------|---------------------------|-------------------|------------|-------------------------|--------------------------|-----------|----------|
| <a href="#">OPT-09/A/24107/R/6458</a>    | ACTED            | Emergency Repair of Irrigation Systems and Provision of Immediate Inputs to Restart Open Field Vegetable Production in Northern Gaza   | -                          | 500,000                   | -                 | 0%         | 500,000                 | -                        | Gaza      | High     |
| <a href="#">OPT-09/A/24108/R/6458</a>    | ACTED            | Emergency livelihood restoration and support for vulnerable small-scale breeders and land-owners and most vulnerable food insecure households in the Gaza Strip (Early Recovery) | -                          | 445,000                   | -                 | 0%         | 445,000                 | -                        | Gaza      | High     |
| <a href="#">OPT-09/A/24109/R/6458</a>    | ACTED            | Emergency support to small-scale poultry farmers in the Gaza strip   | -                          | 180,000                   | -                 | 0%         | 180,000                 | -                        | Gaza      | High     |
| <a href="#">OPT-09/A/24659/R/6458</a>    | ACTED            | Emergency Support of Fishers' Livelihoods in the Gaza Strip (Early Recovery)   | -                          | 200,090                   | -                 | 0%         | 200,090                 | -                        | Gaza      | High     |
| <a href="#">OPT-09/A/24660/R/12714</a>   | ESDC             | Provision of Direly Needed Drinking Water to Protect Herders' Livelihoods in Eastern Suburbs of Hebron   | -                          | 500,000                   | -                 | 0%         | 500,000                 | -                        | West Bank | High     |
| <a href="#">OPT-09/A/24661/R/123</a>     | FAO              | Rehabilitation of destroyed horticultural assets in areas of the West Bank affected by the late windstorm  | -                          | 1,500,000                 | -                 | 0%         | 1,500,000               | -                        | West Bank | High     |
| <a href="#">OPT-09/A/24662/R/8699</a>    | UAWC             | Rehabilitation of the destructed greenhouses in North West Bank due to the May windstorm   | -                          | 436,600                   | -                 | 0%         | 436,600                 | -                        | West Bank | High     |
| <a href="#">OPT-09/A/25205/R/8358</a>    | DPFA             | From Poor Farmers to Poor Families (HRF Project)   | -                          | -                         | 122,100           | 0%         | -122,100                | -                        | Gaza      | High     |
| <a href="#">OPT-09/A/25211/R/12876</a>   | AEDS             | Repairing fisherman's boats destroyed during the Gaza war (HRF Project)  | -                          | -                         | 114,660           | 0%         | -114,660                | -                        | Gaza      | High     |
| <a href="#">OPT-09/A/25341/R/7601</a>    | ARIJ             | Rehabilitation of agricultural springs for vulnerable farming families in western Bethlehem Governorate (Early Recovery) - (formerly ACH project OPT-09/A/20989)                 | -                          | 316,700                   | -                 | 0%         | 316,700                 | -                        | West Bank | Medium   |
| <b>Sub total for Agriculture</b>         |                  |  | <b>25,156,876</b>          | <b>49,695,027</b>         | <b>17,904,965</b> | <b>36%</b> | <b>31,790,062</b>       | <b>-</b>                 |           |          |
| <b>CASH-FOR-WORK AND CASH ASSISTANCE</b> |                  |  |                            |                           |                   |            |                         |                          |           |          |
| <a href="#">OPT-09/A/21313/R/6027</a>    | PU               | Recovery of Agricultural Livelihoods for Gaza Border Communities Directly Affected by the Conflict (Early Recovery)  | 357,915                    | 357,915                   | 357,915           | 100%       | -                       | -                        | Gaza      | High     |
| <a href="#">OPT-09/ER/21046/R/5167</a>   | COOPI            | Cash for Work project in North Gaza Strip (Humanitarian)   | 3,000,000                  | 2,000,000                 | 2,188,329         | 109%       | -188,329                | -                        | Gaza      | High     |
| <a href="#">OPT-09/ER/21088/R/5593</a>   | UNRWA            | Refugees Emergency Livelihood Economic Support (RELES); Component 1: Cash-for-work in West Bank (Humanitarian)   | 24,215,429                 | 24,215,429                | 12,298,093        | 51%        | 11,917,336              | -                        | West Bank | High     |
| <a href="#">OPT-09/ER/21111/R/5838</a>   | IR               | Cash-for-Work for Unemployed Young Graduates in Poor Areas of the Gaza Strip (Early Recovery)  | 500,000                    | 500,000                   | -                 | 0%         | 500,000                 | -                        | Gaza      | High     |

**o c c u p i e d P a l e s t i n i a n t e r r i t o r y**

| Project Code   | Appealing Agency  | Project Title   | Original Requirements (\$) | Revised Requirements (\$) | Funding (\$)      | % Covered  | Unmet Requirements (\$) | Uncommitted Pledges (\$) | Location       | Priority          |
|--|-------------------|---|----------------------------|---------------------------|-------------------|------------|-------------------------|--------------------------|----------------|-------------------|
| <a href="#">OPT-09/ER/21119/R/5593</a>                 | UNRWA             | Refugees Emergency Livelihood Economic Support (RELES); Component 2: Cash assistance for livelihood support and crisis response in West Bank (Humanitarian)           | 19,054,012                 | 19,054,012                | 111,482           | 1%         | 18,942,530              | -                        | West Bank      | High              |
| <a href="#">OPT-09/ER/21266/R/1171</a>                 | UNFPA             | Rural Women's Community Empowerment in 10 communities of Hebron and Nablus areas (Early Recovery)   | 122,000                    | 66,000                    | -                 | 0%         | 66,000                  | -                        | West Bank      | High              |
| <a href="#">OPT-09/ER/21312/R/6027</a>                 | PU                | Emergency livelihood recovery in vulnerable communities in the Northern West Bank (Early Recovery)  | 1,916,612                  | 1,916,612                 | -                 | 0%         | 1,916,612               | -                        | West Bank      | High              |
| <a href="#">OPT-09/ER/21357/R/5146</a>                 | CRS               | Cash for work to Restore Livelihoods (Early Recovery)   | 1,850,000                  | 1,850,000                 | -                 | 0%         | 1,850,000               | -                        | Gaza/West Bank | High              |
| <a href="#">OPT-09/ER/21385/R/5277</a>                 | OXFAM             | Emergency employment creation for poor unemployed households in the Gaza Strip (Early Recovery) (withdrawn)   | 797,800                    | -                         | -                 | 0%         | -                       | -                        | Gaza           | Project withdrawn |
| <a href="#">OPT-09/ER/21411/R/5647</a>                 | ACH               | Cash-for-Work for vulnerable Palestinian workers through land rehabilitation and construction of water harvesting systems in the northern West Bank. (Early Recovery) | 904,900                    | -                         | -                 | 0%         | -                       | -                        | West Bank      | High              |
| <a href="#">OPT-09/ER/21413/R/5647</a>                 | ACH               | Emergency cash for work for vulnerable households in the Front Line Cluster and southern villages of Dura, Hebron Governorate (Early Recovery)                        | 747,600                    | 600,000                   | 1,416,337         | 236%       | -816,337                | -                        | West Bank      | High              |
| <a href="#">OPT-09/ER/21467/R/5593</a>                 | UNRWA             | Emergency Job Creation: Direct Hire (Gaza) (Humanitarian)   | 57,337,050                 | 61,050,000                | 34,440,436        | 56%        | 26,609,564              | -                        | Gaza           | High              |
| <a href="#">OPT-09/ER/21470/R/5593</a>                 | UNRWA             | Emergency Cash Assistance in Gaza (Humanitarian) (OPT-09/ER/21470 and 23874 combined)   | 22,500,000                 | -                         | -                 | 0%         | -                       | -                        | Gaza           | Project withdrawn |
| <a href="#">OPT-09/ER/23874/R/5593</a>                 | UNRWA             | Gaza crisis January 2009: Emergency Cash Assistance -OPT-09/ER/21470 and 23874 combined.  | -                          | 31,635,000                | 17,020,021        | 54%        | 14,614,979              | -                        | Gaza           | High              |
| <a href="#">OPT-09/ER/23918/R/5120</a>                 | OXFAM GB          | Emergency cash for work schemes for conflict affected unemployed households in the Gaza Strip   | -                          | 563,221                   | -                 | 0%         | 563,221                 | -                        | Gaza           | High              |
| <a href="#">OPT-09/ER/23971/R/8750</a>                 | CHF International | Debris Removal in Gaza  | -                          | 905,500                   | -                 | 0%         | 905,500                 | -                        | Gaza           | High              |
| <a href="#">OPT-09/ER/24716/R/8750</a>                 | CHF International | Gaza Emergency Employment Program   | -                          | 628,625                   | -                 | 0%         | 628,625                 | -                        | Gaza           | High              |
| <b>Sub total for Cash for Work and Cash Assistance</b> |                   |   | <b>133,303,318</b>         | <b>145,342,314</b>        | <b>67,832,613</b> | <b>47%</b> | <b>77,509,701</b>       | <b>-</b>                 |                |                   |
| <b>COORDINATION AND SUPPORT SERVICES</b>               |                   |   |                            |                           |                   |            |                         |                          |                |                   |
| <a href="#">OPT-09/CSS/21140/R/5593</a>                | UNRWA             | Emergency Preparedness and Response (West Bank)   | 982,905                    | 982,905                   | -                 | 0%         | 982,905                 | -                        | West Bank      | High              |
| <a href="#">OPT-09/CSS/21197/R/119</a>                 | OCHA              | Humanitarian Coordination, Information and Advocacy   | 3,005,800                  | 6,903,993                 | 3,936,249         | 57%        | 2,967,744               | 599,520                  | Gaza/West Bank | High              |

o c c u p i e d P a l e s t i n i a n t e r r i t o r y

| Project Code   | Appealing Agency | Project Title  | Original Requirements (\$) | Revised Requirements (\$) | Funding (\$)      | % Covered  | Unmet Requirements (\$) | Uncommitted Pledges (\$) | Location       | Priority |
|--|------------------|--|----------------------------|---------------------------|-------------------|------------|-------------------------|--------------------------|----------------|----------|
| <a href="#">OPT-09/CSS/21219/R/5593</a>                | UNRWA            | Coordination and management of emergency programmes  | 7,542,885                  | 2,348,085                 | 331,697           | 14%        | 2,016,388               | -                        | West Bank      | High     |
| <a href="#">OPT-09/CSS/21480/R/5593</a>                | UNRWA            | Operations Support Officer Programme (Gaza)  | 1,448,208                  | 1,776,000                 | 1,400,000         | 79%        | 376,000                 | -                        | Gaza           | High     |
| <a href="#">OPT-09/CSS/21572/R/123</a>                 | FAO              | Agriculture sector coordination and food security monitoring   | 712,250                    | 712,250                   | -                 | 0%         | 712,250                 | -                        | Gaza/West Bank | High     |
| <a href="#">OPT-09/CSS/21870/R/5593</a>                | UNRWA            | Operations Support Officer Programme (West Bank)   | 1,850,081                  | 1,850,081                 | -                 | 0%         | 1,850,081               | -                        | West Bank      | High     |
| <a href="#">OPT-09/CSS/23879/R/561</a>                 | WFP              | Logistics Coordination in Support to the Crisis in Gaza (SO 10815.0)   | -                          | 3,344,884                 | 2,642,805         | 79%        | 702,079                 | 58,317                   | Gaza           | High     |
| <a href="#">OPT-09/CSS/23899/R/123</a>                 | FAO              | Essential in-field coordination of emergency activities in the Agriculture Sector  | -                          | 400,000                   | 213,750           | 53%        | 186,250                 | 500,000                  | Gaza           | High     |
| <a href="#">OPT-09/CSS/23919/R/124</a>                 | UNICEF           | Education Cluster Coordination for the Gaza Emergency Education Response   | -                          | 200,000                   | 160,000           | 80%        | 40,000                  | -                        | Gaza/West Bank | High     |
| <a href="#">OPT-09/CSS/23919/R/6079</a>                | SC               | Education Cluster Coordination for the Gaza Emergency Education Response   | -                          | 200,000                   | -                 | 0%         | 200,000                 | -                        | Gaza/West Bank | High     |
| <a href="#">OPT-09/CSS/23929/R/124</a>                 | UNICEF           | Emergency WASH response / sector coordination and information management   | -                          | 500,000                   | 244,324           | 49%        | 255,676                 | -                        | Gaza           | High     |
| <a href="#">OPT-09/CSS/23973/R/122</a>                 | WHO              | Strengthen Humanitarian Health Cluster Coordination and Operational Capacities   | -                          | 1,388,860                 | -                 | 0%         | 1,388,860               | -                        | Gaza/West Bank | High     |
| <a href="#">OPT-09/CSS/23974/R/124</a>                 | UNICEF           | Child Protection Sector Coordination   | -                          | 224,495                   | 36,750            | 16%        | 187,745                 | -                        | Gaza           | High     |
| <a href="#">OPT-09/CSS/23975/R/5025</a>                | OHCHR            | Provide leadership to the Protection Cluster and strategic advice to the Humanitarian Coordinator on protection interventions                                  | -                          | 220,000                   | -                 | 0%         | 220,000                 | -                        | Gaza/West Bank | High     |
| <a href="#">OPT-09/CSS/23976/R/776</a>                 | UNDP             | Early Recovery Coordination (Early Recovery)   | -                          | 980,000                   | 340,000           | 35%        | 640,000                 | -                        | Gaza           | High     |
| <a href="#">OPT-09/CSS/23980/R/5593</a>                | UNRWA            | Emergency Management, Capacity and Security  | -                          | 19,250,175                | 7,346,368         | 38%        | 11,903,807              | -                        | Gaza           | High     |
| <a href="#">OPT-09/S/23977/R/5139</a>                  | UNDSS            | Support to post-conflict emergency operations in Gaza  | -                          | 1,163,054                 | -                 | 0%         | 1,163,054               | -                        | Gaza           | High     |
| <b>Sub total for Coordination and Support Services</b> |                  |  | <b>15,542,129</b>          | <b>42,444,782</b>         | <b>16,651,943</b> | <b>39%</b> | <b>25,792,839</b>       | <b>1,157,837</b>         |                |          |
| <b>EARLY RECOVERY</b>                                  |                  |  |                            |                           |                   |            |                         |                          |                |          |
| <a href="#">OPT-09/ER/23937/R/776</a>                  | UNDP             | Safeguarding the Civilian Palestinian Population in the Gaza Strip: Emergency Removal and Crushing of Rubble and Debris, including Unexploded Ordinances (UXO) | -                          | 12,840,000                | 3,270,000         | 25%        | 9,570,000               | -                        | Gaza           | High     |
| <a href="#">OPT-09/MA/23939/R/5116</a>                 | UNMAS            | Clearance of Unexploded Ordnance in support of rubble removal and for the protection of Human Security in Gaza   | -                          | 2,621,837                 | 619,010           | 24%        | 2,002,827               | -                        | Gaza           | High     |
| <b>Sub total for Early Recovery</b>                    |                  |  | <b>-</b>                   | <b>15,461,837</b>         | <b>3,889,010</b>  | <b>25%</b> | <b>11,572,827</b>       | <b>-</b>                 |                |          |



o c c u p i e d P a l e s t i n i a n t e r r i t o r y

| Project Code                          | Appealing Agency | Project Title  | Original Requirements (\$) | Revised Requirements (\$) | Funding (\$) | % Covered | Unmet Requirements (\$) | Uncommitted Pledges (\$) | Location       | Priority          |
|---------------------------------------|------------------|--|----------------------------|---------------------------|--------------|-----------|-------------------------|--------------------------|----------------|-------------------|
| <b>EDUCATION</b>                      |                  |  |                            |                           |              |           |                         |                          |                |                   |
| <a href="#">OPT-09/E/20865/R/124</a>  | UNICEF           | Rehabilitation of damaged schools in Gaza to create safe and healthy learning environments for children (Early Recovery) (withdrawn)   | 1,168,440                  | -                         | -            | 0%        | -                       | -                        | Gaza           | Project withdrawn |
| <a href="#">OPT-09/E/20870/R/124</a>  | UNICEF           | Maintaining seventy adolescent-friendly learning spaces and empowering adolescents in emergency  | 1,605,000                  | 1,364,250                 | 315,000      | 23%       | 1,049,250               | -                        | Gaza           | Medium            |
| <a href="#">OPT-09/E/21418/R/5351</a> | SC - Sweden      | Safe Areas for Emergency Education in the Gaza Strip (SAfEE) (Early Recovery)  | 313,133                    | 946,674                   | -            | 0%        | 946,674                 | -                        | Gaza           | High              |
| <a href="#">OPT-09/E/21427/R/124</a>  | UNICEF           | Ensure quality learning and fill education gaps caused by the prolonged emergency in the oPt, with specific focus on southern Hebron, Area C, Jordan valley and those areas adjacent to the barrier (Early Recovery) | 6,291,600                  | 3,745,000                 | 1,500,000    | 40%       | 2,245,000               | -                        | Gaza/West Bank | High              |
| <a href="#">OPT-09/E/23885/R/124</a>  | UNICEF           | Ensure children's access to quality education in Gaza, after the crisis.   | -                          | 1,819,000                 | 500,000      | 27%       | 1,319,000               | -                        | Gaza           | High              |
| <a href="#">OPT-09/E/23920/R/5593</a> | UNRWA            | Emergency Education  | -                          | 12,534,100                | 9,713,396    | 77%       | 2,820,704               | -                        | Gaza           | Medium            |
| <a href="#">OPT-09/E/23957/R/6042</a> | SC - US          | Back to School in Gaza   | -                          | 600,000                   | -            | 0%        | 600,000                 | -                        | Gaza           | High              |
| <a href="#">OPT-09/E/23958/R/5160</a> | IMC              | Addressing Physical and Mental Health and Psychosocial Needs of Children in Gaza through School Outreach   | -                          | 375,000                   | -            | 0%        | 375,000                 | -                        | Gaza           | High              |
| <a href="#">OPT-09/E/23959/R/5160</a> | IMC              | Maintaining good health through targeted school feeding (Flash Appeal project withdrawn during MYR)  | -                          | -                         | -            | 0%        | -                       | -                        | Gaza           | Project withdrawn |
| <a href="#">OPT-09/E/23960/R/6971</a> | RI               | Comprehensive Early Childhood Development and Kindergarten Emergency Rehabilitation Program in Northern Gaza and Gaza City   | -                          | 570,685                   | -            | 0%        | 570,685                 | -                        | Gaza           | Medium            |
| <a href="#">OPT-09/E/23961/R/6971</a> | RI               | Remedial and Non-formal Education Programme for Primary and Secondary School Students in Gaza  | -                          | 559,955                   | -            | 0%        | 559,955                 | -                        | Gaza           | High              |
| <a href="#">OPT-09/E/23962/R/5103</a> | UNESCO           | Provision of emergency secondary education in non-UNRWA schools  | -                          | 675,000                   | 125,000      | 19%       | 550,000                 | -                        | Gaza           | High              |
| <a href="#">OPT-09/E/23963/R/5103</a> | UNESCO           | Emergency support to higher education institutions   | -                          | 720,000                   | 80,000       | 11%       | 640,000                 | -                        | Gaza           | High              |
| <a href="#">OPT-09/E/23964/R/5103</a> | UNESCO           | Support for crisis planning and management for affected school principals and district officials   | -                          | 400,000                   | -            | 0%        | 400,000                 | -                        | Gaza           | Medium            |
| <a href="#">OPT-09/E/23965/R/5103</a> | UNESCO           | Training in INEE Minimum Standards   | -                          | 280,000                   | 40,000       | 14%       | 240,000                 | -                        | Gaza           | High              |
| <a href="#">OPT-09/E/23966/R/5103</a> | UNESCO           | Promotion of schools as safe zones   | -                          | 380,000                   | 40,000       | 11%       | 340,000                 | -                        | Gaza           | High              |
| <a href="#">OPT-09/E/23968/R/124</a>  | UNICEF           | Psychosocial support to students and teachers post Gaza Crisis   | -                          | 1,498,000                 | -            | 0%        | 1,498,000               | -                        | Gaza           | High              |
| <a href="#">OPT-09/E/23970/R/776</a>  | UNDP             | Emergency Response to Meet the Priority Educational Infrastructure Needs in the Gaza Strip   | -                          | 2,889,000                 | -            | 0%        | 2,889,000               | -                        | Gaza           | High              |
| <a href="#">OPT-09/E/24068/R/124</a>  | UNICEF           | Back to School in Gaza   | -                          | 4,558,200                 | 50,178       | 1%        | 4,508,022               | -                        | Gaza           | Medium            |

o c c u p i e d P a l e s t i n i a n t e r r i t o r y

| Project Code                           | Appealing Agency   | Project Title   | Original Requirements (\$) | Revised Requirements (\$) | Funding (\$)      | % Covered  | Unmet Requirements (\$) | Uncommitted Pledges (\$) | Location       | Priority |
|--|--------------------|---|----------------------------|---------------------------|-------------------|------------|-------------------------|--------------------------|----------------|----------|
| <b>Sub total for Education</b>         |                    |   | <b>9,378,173</b>           | <b>33,914,864</b>         | <b>12,363,574</b> | <b>36%</b> | <b>21,551,290</b>       | <b>-</b>                 |                |          |
| <b>FOOD SECURITY AND NUTRITION</b>     |                    |   |                            |                           |                   |            |                         |                          |                |          |
| <a href="#">OPT-09/A/20978/R/5647</a>  | ACH                | Increase food access for vulnerable rural households through backyard production (Humanitarian)   | 961,700                    | 743,000                   | -                 | 0%         | 743,000                 | -                        | Gaza           | High     |
| <a href="#">OPT-09/A/21039/R/5167</a>  | COOPI              | Improve urban poor food security through urban agriculture (Humanitarian)   | 1,500,000                  | 1,500,000                 | -                 | 0%         | 1,500,000               | -                        | Gaza/West Bank | High     |
| <a href="#">OPT-09/A/21090/R/8699</a>  | UAWC               | Improve household food security of vulnerable farmers families (Early Recovery)   | 375,000                    | 375,000                   | -                 | 0%         | 375,000                 | -                        | West Bank      | High     |
| <a href="#">OPT-09/A/21341/R/8359</a>  | PCOA               | Fish farming in agricultural pools for food and income security (Early Recovery)  | 128,250                    | 128,250                   | -                 | 0%         | 128,250                 | -                        | Gaza           | High     |
| <a href="#">OPT-09/A/21344/R/8359</a>  | PCOA               | Support food processing for Agricultural Women's Cooperatives (Early Recovery)  | 153,598                    | 153,598                   | -                 | 0%         | 153,598                 | -                        | Gaza           | High     |
| <a href="#">OPT-09/A/21405/R/5574</a>  | SCC                | Improve and sustain household food security of poor female headed families (Early Recovery)   | 347,655                    | 236,696                   | -                 | 0%         | 236,696                 | -                        | West Bank      | High     |
| <a href="#">OPT-09/A/21819/R/6849</a>  | ACPP               | Improve quality and access to a diversified diet for vulnerable Gazan families (Humanitarian)   | 487,000                    | 389,600                   | -                 | 0%         | 389,600                 | -                        | Gaza           | High     |
| <a href="#">OPT-09/A/24006/R/5574</a>  | SCC                | Promoting Food Security at Household Level in Northern and Central Gaza Strip through Setting Up Home Gardens and Domestic Farms                              | -                          | 278,227                   | -                 | 0%         | 278,227                 | -                        | Gaza           | Medium   |
| <a href="#">OPT-09/ER/24001/R/5645</a> | CARE International | GAZA Quick Impact Livelihood Recovery   | -                          | 5,700,360                 | -                 | 0%         | 5,700,360               | -                        | Gaza           | High     |
| <a href="#">OPT-09/F/20675/R/5838</a>  | IR                 | Food assistance for 6000 needy families in North Gaza, Eastern Khan Younis & Gaza city as well as different areas of Gaza Strip mainly the IDPs for 2 rounds. | 550,000                    | 550,000                   | -                 | 0%         | 550,000                 | -                        | Gaza           | High     |
| <a href="#">OPT-09/F/21079/R/561</a>   | WFP                | Protracted relief and recovery operations (PRRO) for non-refugee Palestinians (PRRO 10387.1)  | 75,818,101                 | 54,347,847                | 46,319,491        | 85%        | 8,028,356               | -                        | West Bank      | High     |
| <a href="#">OPT-09/F/21080/R/5593</a>  | UNRWA              | Refugees Emergency Livelihood Economic Support (RELES); Component3: Food Aid (Humanitarian)   | 27,976,750                 | 27,976,750                | 3,569,228         | 13%        | 24,407,522              | -                        | West Bank      | High     |
| <a href="#">OPT-09/F/21083/R/561</a>   | WFP                | Emergency Response to High Food Prices in the West Bank (EMOP 10774.0)  | 9,095,000                  | 6,662,458                 | 4,589,539         | 69%        | 2,072,919               | -                        | West Bank      | High     |
| <a href="#">OPT-09/F/21101/R/123</a>   | FAO                | Socio-economic and food security assessment in 2009 (Joint project WFP/FAO) - West Bank   | 258,500                    | 196,000                   | -                 | 0%         | 196,000                 | -                        | West Bank      | High     |
| <a href="#">OPT-09/F/21101/R/561</a>   | WFP                | Socio-economic and food security assessment in 2009 (Joint project WFP/FAO) - West Bank   | 170,500                    | 108,000                   | -                 | 0%         | 108,000                 | -                        | West Bank      | High     |

**o c c u p i e d P a l e s t i n i a n t e r r i t o r y**

| Project Code                          | Appealing Agency    | Project Title   | Original Requirements (\$) | Revised Requirements (\$) | Funding (\$) | % Covered | Unmet Requirements (\$) | Uncommitted Pledges (\$) | Location       | Priority          |
|---------------------------------------|---------------------|---|----------------------------|---------------------------|--------------|-----------|-------------------------|--------------------------|----------------|-------------------|
| <a href="#">OPT-09/F/21365/R/6458</a> | ACTED               | Food Security for Poor Families through support to small scale Farmers and distribution of food packages in Gaza  | 722,000                    | 722,000                   | 129,530      | 18%       | 592,470                 | -                        | Gaza           | High              |
| <a href="#">OPT-09/F/21377/R/5277</a> | OXFAM               | Provision of fresh food to vulnerable families in Gaza through a voucher scheme   | 1,365,000                  | 2,730,000                 | 199,996      | 7%        | 2,530,004               | -                        | Gaza           | High              |
| <a href="#">OPT-09/F/21472/R/5593</a> | UNRWA               | Emergency Food Assistance (Gaza) (Humanitarian) - (Combined OPT-09/F/21472 + UNRWA Flash Appeal OPT-09/F/23873)   | 88,356,000                 | -                         | -            | 0%        | -                       | -                        | Gaza           | Project withdrawn |
| <a href="#">OPT-09/F/23873/R/5593</a> | UNRWA               | Emergency Food Response (Combined oPt-09/F/21472 + UNRWA Flash Appeal oPt-09/F/23873)   | -                          | 83,947,800                | 32,768,588   | 39%       | 51,179,212              | -                        | Gaza           | High              |
| <a href="#">OPT-09/F/23905/R/561</a>  | WFP                 | Emergency Food Assistance for Operation Lifeline Gaza (EMOP 10817.0)  | -                          | 76,760,538                | 65,523,533   | 85%       | 11,237,005              | -                        | Gaza           | High              |
| <a href="#">OPT-09/F/24000/R/8360</a> | ACS                 | Emergency food assistance – from poor farmers to poor families  | -                          | 350,000                   | -            | 0%        | 350,000                 | -                        | Gaza           | Medium            |
| <a href="#">OPT-09/F/24004/R/8359</a> | PCOA                | Purchase fresh foods from affected farmers and distribute them to affected families   | -                          | 200,000                   | -            | 0%        | 200,000                 | -                        | Gaza           | Medium            |
| <a href="#">OPT-09/F/24005/R/5838</a> | IR                  | Food assistance for affected people   | -                          | 576,000                   | -            | 0%        | 576,000                 | -                        | Gaza           | Medium            |
| <a href="#">OPT-09/F/24010/R/123</a>  | FAO                 | Essential Socio-Economic and Food Security Monitoring - Gaza  | -                          | 390,500                   | -            | 0%        | 390,500                 | -                        | Gaza           | High              |
| <a href="#">OPT-09/F/24010/R/561</a>  | WFP                 | Essential Socio-Economic and Food Security Monitoring - Gaza  | -                          | 98,500                    | -            | 0%        | 98,500                  | -                        | Gaza           | High              |
| <a href="#">OPT-09/F/24189/R/6027</a> | PU                  | Fresh food distribution in favour of households affected by the conflict in the Gaza StripKhan Younis and Rafah districts   | -                          | 350,000                   | -            | 0%        | 350,000                 | -                        | Gaza           | High              |
| <a href="#">OPT-09/F/24190/R/6027</a> | PU                  | Fresh Food Distribution and Food Security   | -                          | 468,275                   | -            | 0%        | 468,275                 | -                        | Gaza           | High              |
| <a href="#">OPT-09/F/25177/R/7532</a> | PARC                | Providing high nutritional value food baskets, and other items such as torches and batteries to 1800 families in areas affected by military hostilities (HRF Project) | -                          | -                         | 130,000      | 0%        | -130,000                | -                        | Other          | High              |
| <a href="#">OPT-09/F/25183/R/8819</a> | PFU                 | Procurement of fresh food from local farmers and distribution to 2000 food insecure households (HRF Project)  | -                          | -                         | 356,790      | 0%        | -356,790                | -                        | Gaza           | High              |
| <a href="#">OPT-09/H/21276/R/124</a>  | UNICEF              | Management of severe acute malnutrition to prevent child mortality  | 1,716,120                  | 876,598                   | 350,000      | 40%       | 526,598                 | -                        | Gaza/West Bank | High              |
| <a href="#">OPT-09/H/21531/R/8566</a> | Welfare Association | Daily nutrition for kindergarten children in marginal areas.  | 1,155,000                  | 580,000                   | -            | 0%        | 580,000                 | -                        | Gaza           | High              |
| <a href="#">OPT-09/H/24007/R/122</a>  | WHO                 | Joint Nutrition Assessment of children under five years of age, adolescents and pregnant women in the Gaza Strip (Flash Appeal project withdrawn during MYR)          | -                          | -                         | -            | 0%        | -                       | -                        | Gaza           | Project withdrawn |

o c c u p i e d P a l e s t i n i a n t e r r i t o r y

| Project Code                          | Appealing Agency | Project Title   | Original Requirements (\$) | Revised Requirements (\$) | Funding (\$) | % Covered | Unmet Requirements (\$) | Uncommitted Pledges (\$) | Location | Priority          |
|---------------------------------------|------------------|---|----------------------------|---------------------------|--------------|-----------|-------------------------|--------------------------|----------|-------------------|
| <a href="#">OPT-09/H/24007/R/124</a>  | UNICEF           | Joint Nutrition Assessment of children under five years of age, adolescents and pregnant women in the Gaza Strip (Flash Appeal project withdrawn during MYR)                        | -                          | -                         | -            | 0%        | -                       | -                        | Gaza     | Project withdrawn |
| <a href="#">OPT-09/H/24007/R/5893</a> | MAP              | Joint Nutrition Assessment of children under five years of age, adolescents and pregnant women in the Gaza Strip (Flash Appeal project withdrawn during MYR)                        | -                          | -                         | -            | 0%        | -                       | -                        | Gaza     | Project withdrawn |
| <a href="#">OPT-09/H/24007/R/6042</a> | SC - US          | Joint Nutrition Assessment of children under five years of age, adolescents and pregnant women in the Gaza Strip (Flash Appeal project withdrawn during MYR)                        | -                          | -                         | -            | 0%        | -                       | -                        | Gaza     | Project withdrawn |
| <a href="#">OPT-09/H/24008/R/124</a>  | UNICEF           | Emergency Supplementary feeding programme for pre-schoolers, pregnant and lactating mothers (Flash Appeal project; SC-US component withdrawn, UNICEF component merged with H/21276) | -                          | -                         | -            | 0%        | -                       | -                        | Gaza     | Project withdrawn |
| <a href="#">OPT-09/H/24008/R/6042</a> | SC - US          | Emergency Supplementary feeding programme for pre-schoolers, pregnant and lactating mothers (Flash Appeal project; SC-US component withdrawn, UNICEF component merged with H/21276) | -                          | -                         | -            | 0%        | -                       | -                        | Gaza     | Project withdrawn |
| <a href="#">OPT-09/H/24009/R/124</a>  | UNICEF           | Treatment of severe acute malnutrition using therapeutic foods (including RUTF) in outpatient and inpatient settings (Flash Appeal project; UNICEF and SC-US components withdrawn)  | -                          | -                         | -            | 0%        | -                       | -                        | Gaza     | Medium            |
| <a href="#">OPT-09/H/24009/R/5893</a> | MAP              | Treatment of severe acute malnutrition using therapeutic foods (including RUTF) in outpatient and inpatient settings (Flash Appeal project; UNICEF and SC-US components withdrawn)  | -                          | 500,000                   | 357,654      | 72%       | 142,346                 | -                        | Gaza     | Medium            |
| <a href="#">OPT-09/H/24009/R/6042</a> | SC - US          | Treatment of severe acute malnutrition using therapeutic foods (including RUTF) in outpatient and inpatient settings (Flash Appeal project; UNICEF and SC-US components withdrawn)  | -                          | -                         | -            | 0%        | -                       | -                        | Gaza     | Medium            |
| <a href="#">OPT-09/H/24011/R/124</a>  | UNICEF           | Strengthening maternal, infant and young child feeding (UNICEF component withdrawn)   | -                          | -                         | -            | 0%        | -                       | -                        | Gaza     | High              |
| <a href="#">OPT-09/H/24011/R/5893</a> | MAP              | Strengthening maternal, infant and young child feeding (UNICEF component withdrawn)   | -                          | 50,000                    | 25,000       | 50%       | 25,000                  | -                        | Gaza     | High              |
| <a href="#">OPT-09/H/24011/R/6042</a> | SC - US          | Strengthening maternal, infant and young child feeding (UNICEF component withdrawn)   | -                          | 399,180                   | -            | 0%        | 399,180                 | -                        | Gaza     | High              |

o c c u p i e d P a l e s t i n i a n t e r r i t o r y

| Project Code                                     | Appealing Agency | Project Title  | Original Requirements (\$) | Revised Requirements (\$) | Funding (\$)       | % Covered  | Unmet Requirements (\$) | Uncommitted Pledges (\$) | Location       | Priority          |
|--|------------------|--|----------------------------|---------------------------|--------------------|------------|-------------------------|--------------------------|----------------|-------------------|
| <a href="#">OPT-09/MS/24655/R/5328</a>           | Danchurch-aid    | Gaza Emergency Response 2009– Food/NFI Provision   | -                          | 755,682                   | -                  | 0%         | 755,682                 | -                        | Gaza           | Medium            |
| <b>Sub total for Food Security and Nutrition</b> |                  |  | <b>211,136,174</b>         | <b>269,100,859</b>        | <b>154,319,349</b> | <b>57%</b> | <b>114,781,510</b>      | <b>-</b>                 |                |                   |
| <b>HEALTH</b>                                    |                  |  |                            |                           |                    |            |                         |                          |                |                   |
| <a href="#">OPT-09/H/20574/R/122</a>             | WHO              | Advocacy for access to health as a fundamental human right (Early Recovery)  | 226,305                    | 165,939                   | -                  | 0%         | 165,939                 | -                        | Gaza/West Bank | High              |
| <a href="#">OPT-09/H/20576/R/122</a>             | WHO              | Strengthen emergency preparedness and response of the Health Sector in the oPt   | 187,000                    | 187,000                   | -                  | 0%         | 187,000                 | -                        | Gaza/West Bank | High              |
| <a href="#">OPT-09/H/20577/R/122</a>             | WHO              | Protection of Palestinian localities in Nablus, Salfit and Qalqilya from environmental health hazards caused by settlements' waste water. (Early Recovery) (withdrawn) | 162,640                    | -                         | -                  | 0%         | -                       | -                        | West Bank      | Project withdrawn |
| <a href="#">OPT-09/H/20584/R/122</a>             | WHO              | improved access of patient and staff to East Jerusalem Hospitals (Humanitarian)  | 502,900                    | 502,900                   | -                  | 0%         | 502,900                 | -                        | Gaza/West Bank | High              |
| <a href="#">OPT-09/H/20585/R/122</a>             | WHO              | Procurement of pharmaceuticals for MoH strategic buffer stock in Gaza (Humanitarian)   | 2,824,965                  | 2,120,044                 | 1,124,028          | 53%        | 996,016                 | -                        | Gaza           | High              |
| <a href="#">OPT-09/H/20586/R/1171</a>            | UNFPA            | Monitoring health trends in emergency (Early Recovery) (withdrawn)   | 221,090                    | -                         | -                  | 0%         | -                       | -                        | Gaza/West Bank | Project withdrawn |
| <a href="#">OPT-09/H/20586/R/122</a>             | WHO              | Monitoring health trends in emergency (Early Recovery) (withdrawn)   | 52,650                     | -                         | -                  | 0%         | -                       | -                        | Gaza/West Bank | Project withdrawn |
| <a href="#">OPT-09/H/20586/R/124</a>             | UNICEF           | Monitoring health trends in emergency (Early Recovery) (withdrawn)   | 21,400                     | -                         | -                  | 0%         | -                       | -                        | Gaza/West Bank | Project withdrawn |
| <a href="#">OPT-09/H/20587/R/1171</a>            | UNFPA            | Nutrition Surveillance System (Early Recovery)   | 133,750                    | 100,000                   | 100,000            | 100%       | -                       | -                        | Gaza/West Bank | Medium            |
| <a href="#">OPT-09/H/20587/R/122</a>             | WHO              | Nutrition Surveillance System (Early Recovery)   | 204,750                    | -                         | -                  | 0%         | -                       | -                        | Gaza/West Bank | Medium            |
| <a href="#">OPT-09/H/20587/R/124</a>             | UNICEF           | Nutrition Surveillance System (Early Recovery)   | 101,160                    | -                         | -                  | 0%         | -                       | -                        | Gaza/West Bank | Medium            |
| <a href="#">OPT-09/H/20635/R/5528</a>            | Medico Intl.     | Meeting the health needs of vulnerable populations in the Jordan Valley - Jericho District (Early Recovery)  | 287,000                    | 174,500                   | -                  | 0%         | 174,500                 | -                        | West Bank      | Medium            |
| <a href="#">OPT-09/H/20680/R/1171</a>            | UNFPA            | Reduce hospital-acquired infections at key maternity and newborn departments (Early Recovery)  | 722,250                    | 342,400                   | 100,000            | 29%        | 242,400                 | -                        | Gaza/West Bank | High              |
| <a href="#">OPT-09/H/20682/R/1171</a>            | UNFPA            | Ensuring access to safe delivery in times of crises (Early Recovery)   | 240,000                    | 240,000                   | 140,000            | 58%        | 100,000                 | -                        | Gaza/West Bank | High              |
| <a href="#">OPT-09/H/20687/R/1171</a>            | UNFPA            | Ensuring availability of RH commodities and equipment to Gaza health facilities (Early Recovery)   | 1,000,000                  | 1,225,000                 | 883,025            | 72%        | 341,975                 | -                        | Gaza           | Medium            |
| <a href="#">OPT-09/H/20688/R/5838</a>            | IR               | Accessibility of Maternal Care Services in Dahrieh, Al-Birj, Ramadien, Duma, Inab Alkabier   | 123,478                    | 124,000                   | -                  | 0%         | 124,000                 | -                        | West Bank      | Medium            |

**o c c u p i e d P a l e s t i n i a n t e r r i t o r y**

| Project Code                          | Appealing Agency   | Project Title   | Original Requirements (\$) | Revised Requirements (\$) | Funding (\$) | % Covered | Unmet Requirements (\$) | Uncommitted Pledges (\$) | Location       | Priority          |
|---------------------------------------|--------------------|---|----------------------------|---------------------------|--------------|-----------|-------------------------|--------------------------|----------------|-------------------|
| <a href="#">OPT-09/H/21122/R/5593</a> | UNRWA              | Emergency Health for Palestine Refugees in the West Bank (Humanitarian)   | 5,040,768                  | 5,040,768                 | 1,377,146    | 27%       | 3,663,622               | -                        | West Bank      | High              |
| <a href="#">OPT-09/H/21128/R/5593</a> | UNRWA              | Support to disabled refugees – West Bank (Early Recovery)   | 125,155                    | 125,155                   | -            | 0%        | 125,155                 | -                        | West Bank      | High              |
| <a href="#">OPT-09/H/21135/R/5593</a> | UNRWA              | Community Mental Health Programme for West Bank Refugees (Humanitarian)   | 2,085,337                  | 2,085,337                 | 1,057,578    | 51%       | 1,027,759               | -                        | West Bank      | High              |
| <a href="#">OPT-09/H/21164/R/8812</a> | UHCC               | Strengthening Emergency Response in Health (Early Recovery)   | 42,350                     | 42,350                    | -            | 0%        | 42,350                  | -                        | West Bank      | Medium            |
| <a href="#">OPT-09/H/21273/R/124</a>  | UNICEF             | Emergency support to reduce newborn illnesses and deaths  | 1,097,579                  | 1,110,775                 | 432,353      | 39%       | 678,422                 | -                        | Gaza/West Bank | High              |
| <a href="#">OPT-09/H/21288/R/7046</a> | PRCS               | Health mobile clinics (Humanitarian)  | 99,745                     | 99,745                    | -            | 0%        | 99,745                  | -                        | West Bank      | Medium            |
| <a href="#">OPT-09/H/21474/R/5593</a> | UNRWA              | Emergency Health Programme (Gaza) (Early Recovery)  | 1,789,764                  | 19,092,000                | 12,312,965   | 64%       | 6,779,035               | -                        | Gaza           | Medium            |
| <a href="#">OPT-09/H/21498/R/5645</a> | CARE International | Emergency primary health care assistance for vulnerable communities in the West bank. (Early Recovery)  | 1,845,800                  | 814,618                   | 214,618      | 26%       | 600,000                 | -                        | West Bank      | High              |
| <a href="#">OPT-09/H/23886/R/122</a>  | WHO                | Restoring critical hospital services in the Gaza Strip  | -                          | 3,236,750                 | 1,971,785    | 61%       | 1,264,965               | -                        | Gaza           | High              |
| <a href="#">OPT-09/H/23926/R/5105</a> | UNIFEM             | Ensuring information and communication channels, and psychosocial support to women and children in Gaza through Help Lines  | -                          | 179,085                   | 179,085      | 100%      | -                       | -                        | Gaza           | High              |
| <a href="#">OPT-09/H/23927/R/5593</a> | UNRWA              | Support to community based organisations (Gaza) (Flash Appeal project withdrawn during MYR)   | -                          | -                         | -            | 0%        | -                       | -                        | Gaza           | Project withdrawn |
| <a href="#">OPT-09/H/24013/R/5645</a> | CARE International | Gaza emergency health assistance to war affected people   | -                          | 566,500                   | 143,061      | 25%       | 423,439                 | -                        | Gaza           | Medium            |
| <a href="#">OPT-09/H/24014/R/5190</a> | ACT                | Provision of Equipment for Al Shijaiya Primary Health Care Clinic destroyed by the recent conflict (Flash Appeal project withdrawn during MYR)  | -                          | -                         | -            | 0%        | -                       | -                        | Gaza           | Project withdrawn |
| <a href="#">OPT-09/H/24015/R/7634</a> | Diakonia, Sweden   | Early intervention, rehabilitation and social integration of persons with acquired disabilities due to the Gaza war (Flash Appeal project withdrawn during MYR)   | -                          | -                         | -            | 0%        | -                       | -                        | Gaza           | Project withdrawn |
| <a href="#">OPT-09/H/24016/R/5349</a> | HI                 | Coordination for the inclusion of People with Disabilities in emergency response and early recovery in the Gaza Strip, under the umbrella of the health cluster (Flash Appeal project withdrawn during MYR) | -                          | -                         | -            | 0%        | -                       | -                        | Gaza           | Project withdrawn |
| <a href="#">OPT-09/H/24017/R/5349</a> | HI                 | Emergency Response for People with Disability, Injury and other Vulnerable Persons in Gaza Strip  | -                          | 1,000,000                 | 1,017,926    | 102%      | - 17,926                | -                        | Gaza           | High              |
| <a href="#">OPT-09/H/24018/R/5195</a> | MERLIN             | Strengthening essential public health functions with a special focus on chronic patients and the elderly  | -                          | 440,000                   | 621,396      | 141%      | -181,396                | -                        | Gaza           | High              |

o c c u p i e d P a l e s t i n i a n t e r r i t o r y

| Project Code                          | Appealing Agency    | Project Title  | Original Requirements (\$) | Revised Requirements (\$) | Funding (\$) | % Covered | Unmet Requirements (\$) | Uncommitted Pledges (\$) | Location       | Priority          |
|---------------------------------------|---------------------|--|----------------------------|---------------------------|--------------|-----------|-------------------------|--------------------------|----------------|-------------------|
| <a href="#">OPT-09/H/24019/R/5160</a> | IMC                 | Emergency support to primary health services (Flash Appeal project withdrawn during MYR)   | -                          | -                         | -            | 0%        | -                       | -                        | Gaza           | Project withdrawn |
| <a href="#">OPT-09/H/24020/R/5160</a> | IMC                 | Rapid Rehabilitation of Primary Health Infrastructure (Flash Appeal project withdrawn during MYR)  | -                          | -                         | -            | 0%        | -                       | -                        | Gaza           | Project withdrawn |
| <a href="#">OPT-09/H/24021/R/298</a>  | IOM                 | Medical assistance to patients from Gaza severely affected by the conflict - Phase I (Flash Appeal project withdrawn during MYR)         | -                          | -                         | -            | 0%        | -                       | -                        | Gaza           | Project withdrawn |
| <a href="#">OPT-09/H/24022/R/5527</a> | NCA                 | Rehabilitation of Al Ahli Hospital, Gaza City (Flash Appeal project withdrawn during MYR)  | -                          | -                         | -            | 0%        | -                       | -                        | Gaza           | Project withdrawn |
| <a href="#">OPT-09/H/24023/R/6042</a> | SC - US             | Emergency reproductive health care in non-UNRWA health facilities  | -                          | 579,890                   | 179,700      | 31%       | 400,190                 | -                        | Gaza           | High              |
| <a href="#">OPT-09/H/24024/R/6042</a> | SC - US             | Support to Hospital Services – Maternity and neonatal units (Flash Appeal project withdrawn during MYR)                                  | -                          | -                         | -            | 0%        | -                       | -                        | Gaza           | Project withdrawn |
| <a href="#">OPT-09/H/24025/R/6042</a> | SC - US             | To improve maternal and child health in selected communities in North Gaza, Middle Area, Gaza City, and South Gaza                       | -                          | 1,000,000                 | -            | 0%        | 1,000,000               | -                        | Gaza           | High              |
| <a href="#">OPT-09/H/24026/R/1171</a> | UNFPA               | Emergency triage and community care of newborns and pregnant women during crisis in the Gaza Strip                                       | -                          | 1,100,000                 | -            | 0%        | 1,100,000               | -                        | Gaza           | High              |
| <a href="#">OPT-09/H/24026/R/124</a>  | UNICEF              | Emergency triage and community care of newborns and pregnant women during crisis in the Gaza Strip                                       | -                          | 870,000                   | 870,000      | 100%      | -                       | -                        | Gaza           | High              |
| <a href="#">OPT-09/H/24026/R/5893</a> | MAP                 | Emergency triage and community care of newborns and pregnant women during crisis in the Gaza Strip                                       | -                          | 780,000                   | 586,634      | 75%       | 193,366                 | 588,652                  | Gaza           | High              |
| <a href="#">OPT-09/H/24027/R/124</a>  | UNICEF              | Improving child survival, reducing disabilities and childhood deaths   | -                          | 1,750,000                 | -            | 0%        | 1,750,000               | -                        | Gaza/West Bank | High              |
| <a href="#">OPT-09/H/24028/R/124</a>  | UNICEF              | Multi-antigen Immunization catch-up campaigns for infants and 9th graders (Flash Appeal project withdrawn during MYR)                    | -                          | -                         | -            | 0%        | -                       | -                        | Gaza           | Project withdrawn |
| <a href="#">OPT-09/H/24029/R/8566</a> | Welfare Association | Emergency Support for Community-Based Rehabilitation for Northern Gaza, Gaza City, Khan Younis and Rafah Governorates                    | -                          | 237,000                   | -            | 0%        | 237,000                 | -                        | Gaza           | High              |
| <a href="#">OPT-09/H/24030/R/122</a>  | WHO                 | Identifying and addressing environmental health hazards in the oPt (Gaza Strip and the West Bank localities of Nablus, Salfit & Qalqiya) | -                          | 329,560                   | -            | 0%        | 329,560                 | -                        | Gaza/West Bank | High              |
| <a href="#">OPT-09/H/24032/R/122</a>  | WHO                 | Strengthening Disease Surveillance, Early Warning and Outbreak Response in the Gaza Strip and the West Bank                              | -                          | 400,000                   | -            | 0%        | 400,000                 | -                        | Gaza/West Bank | Medium            |
| <a href="#">OPT-09/H/24033/R/122</a>  | WHO                 | Restoring and strengthening quality of PHC services (Flash Appeal project withdrawn during MYR)  | -                          | -                         | -            | 0%        | -                       | -                        | Gaza           | Project withdrawn |

o c c u p i e d P a l e s t i n i a n t e r r i t o r y

| Project Code                           | Appealing Agency          | Project Title  | Original Requirements (\$) | Revised Requirements (\$) | Funding (\$)      | % Covered  | Unmet Requirements (\$) | Uncommitted Pledges (\$) | Location       | Priority          |
|--|---------------------------|--|----------------------------|---------------------------|-------------------|------------|-------------------------|--------------------------|----------------|-------------------|
| <a href="#">OPT-09/H/24034/R/122</a>   | WHO                       | Strengthening nutrition surveillance in Gaza (Flash Appeal project withdrawn during MYR)   | -                          | -                         | -                 | 0%         | -                       | -                        | Gaza           | Project withdrawn |
| <a href="#">OPT-09/H/24047/R/5160</a>  | IMC                       | Emergency extension of mental health services (MHPSS)  | -                          | 633,000                   | -                 | 0%         | 633,000                 | 650,000                  | Gaza           | High              |
| <a href="#">OPT-09/H/24050/R/5105</a>  | UNIFEM                    | Psychosocial support, reintegration assistance and coordinated advocacy action to respond to GBV and protection concerns amongst women, including IDPs and returnees affected by the war | -                          | 355,050                   | -                 | 0%         | 355,050                 | -                        | Gaza           | Medium            |
| <a href="#">OPT-09/H/24052/R/122</a>   | WHO                       | Mental health – Psychosocial Response to Gaza Crisis   | -                          | 327,700                   | -                 | 0%         | 327,700                 | -                        | Gaza           | High              |
| <a href="#">OPT-09/H/24067/R/298</a>   | IOM                       | Post conflict and psychosocial assistance in Gaza (Flash Appeal project withdrawn during MYR)  | -                          | -                         | -                 | 0%         | -                       | -                        | Gaza           | Project withdrawn |
| <a href="#">OPT-09/H/24487/R/122</a>   | WHO                       | CERF rapid response grant to WHO to be allocated to specific NGO health projects   | -                          | -                         | -198,111          | 0%         | 198,111                 | -                        | Gaza           | Medium            |
| <a href="#">OPT-09/H/24749/R/8817</a>  | GCMHP                     | Empowering Palestinian children and women and advocating their rights (MHPSS)  | -                          | 200,000                   | -                 | 0%         | 200,000                 | -                        | Gaza           | Medium            |
| <a href="#">OPT-09/H/25176/R/5838</a>  | IR                        | Procurement and distribution of food and blankets to injured in military operation in eight hospitals. (HRF Project)   | -                          | -                         | 198,111           | 0%         | -198,111                | -                        | Gaza           | High              |
| <a href="#">OPT-09/H/25178/R/7533</a>  | PMRS                      | Procurement of first Aid kits, laboratory materials for PMRS clinics dealing with the wounded and ill unable to access main hospitals (HRF Project)                                      | -                          | -                         | 202,118           | 0%         | -202,118                | -                        | Gaza           | High              |
| <a href="#">OPT-09/H/25180/R/6849</a>  | ACPP                      | Procurement of medical equipment to support and extend emergency capacity of PRCS hospitals, ambulances and clinics (HRF Project)  | -                          | -                         | 137,175           | 0%         | -137,175                | -                        | Gaza           | High              |
| <a href="#">OPT-09/H/25182/R/6289</a>  | Solidaridad International | Procurement of surgical and ICU equipment for PMRS and UHWUC facilities (HRF Project)  | -                          | -                         | 198,109           | 0%         | -198,109                | -                        | Other          | High              |
| <a href="#">OPT-09/H/25184/R/8817</a>  | GCMHP                     | To provide rehabilitation and psychosocial support and treatment to injured and population affected by military operations in homes, shelters (HRF Project)                              | -                          | -                         | 200,000           | 0%         | -200,000                | -                        | Gaza           | High              |
| <a href="#">OPT-09/H/25212/R/12877</a> | SPHP                      | Provide urgent needs for physically handicapped people (HRF Project)   | -                          | -                         | 143,500           | 0%         | -143,500                | -                        | Gaza           | High              |
| <a href="#">OPT-09/H/25224/R/122</a>   | WHO                       | To be allocated to specific project/sector   | -                          | -                         | 1,386,955         | 0%         | -1,386,955              | -                        | Gaza/West Bank | Not specified     |
| <b>Sub total for Health</b>            |                           |  | <b>19,137,836</b>          | <b>47,577,066</b>         | <b>25,579,157</b> | <b>54%</b> | <b>21,997,909</b>       | <b>1,238,652</b>         |                |                   |
| <b>PROTECTION</b>                      |                           |  |                            |                           |                   |            |                         |                          |                |                   |



**o c c u p i e d P a l e s t i n i a n t e r r i t o r y**

| Project Code                                | Appealing Agency | Project Title  | Original Requirements (\$) | Revised Requirements (\$) | Funding (\$) | % Covered | Unmet Requirements (\$) | Uncommitted Pledges (\$) | Location       | Priority |
|---|------------------|--|----------------------------|---------------------------|--------------|-----------|-------------------------|--------------------------|----------------|----------|
| <a href="#">OPT-09/H/20847/R/1171</a>       | UNFPA            | Psychosocial support to Palestinian women (MHPSS) (Early Recovery)   | 518,736                    | 130,400                   | -            | 0%        | 130,400                 | -                        | West Bank      | High     |
| <a href="#">OPT-09/H/21133/R/1171</a>       | UNFPA            | Psychosocial support to women and young people in Gaza (MHPSS)   | 137,816                    | 136,960                   | 60,000       | 44%       | 76,960                  | -                        | Gaza           | High     |
| <a href="#">OPT-09/H/21477/R/5593</a>       | UNRWA            | Emergency Support to Community Based Organisations to ensure psychosocial services to refugee children in Gaza (Humanitarian) (MHPSS)        | 6,438,000                  | 8,400,000                 | -            | 0%        | 8,400,000               | -                        | Gaza           | High     |
| <a href="#">OPT-09/H/21478/R/5593</a>       | UNRWA            | Community Mental Health (Gaza) (Early Recovery) (MHPSS)  | 3,303,360                  | 7,530,000                 | 1,910,415    | 25%       | 5,619,585               | -                        | Gaza           | High     |
| <a href="#">OPT-09/H/21539/R/124</a>        | UNICEF           | Providing sports and recreational opportunities to children and adolescents and psychosocial support in 100 safe play areas (Early Recovery) | 1,722,700                  | 652,700                   | -            | 0%        | 652,700                 | -                        | West Bank      | High     |
| <a href="#">OPT-09/H/21632/R/124</a>        | UNICEF           | 10 Psychosocial Teams providing front line services for families and children (MHPSS)  | 3,156,500                  | 2,274,285                 | -            | 0%        | 2,274,285               | -                        | West Bank      | High     |
| <a href="#">OPT-09/H/21727/R/8833</a>       | SYF              | Emergency psycho-social therapy in Gaza Strip (Early Recovery)   | 137,720                    | 73,200                    | -            | 0%        | 73,200                  | -                        | Gaza           | High     |
| <a href="#">OPT-09/H/21733/R/5762</a>       | Terre Des Hommes | Psychosocial support for children and adolescents (MHPSS)  | 250,000                    | 250,000                   | -            | 0%        | 250,000                 | -                        | West Bank      | High     |
| <a href="#">OPT-09/H/21960/R/8856</a>       | CTCCM            | Psychological Intervention for widows Women and their Children in Beet Hanon, Shojaia, Al-Boraij, Magazi and Khan Younis (MHPSS)             | 233,728                    | 233,728                   | -            | 0%        | 233,728                 | -                        | Gaza           | High     |
| <a href="#">OPT-09/H/24002/R/5162</a>       | Mercy Corps      | Psychosocial Support to Conflict-Affected Youth and Families in Gaza (MHPSS)   | -                          | 1,250,000                 | 990,583      | 79%       | 259,417                 | -                        | Gaza           | Medium   |
| <a href="#">OPT-09/H/24046/R/5059</a>       | Chr. Aid         | Psycho-social support for children affected by conflict (MHPSS)  | -                          | 325,000                   | -            | 0%        | 325,000                 | -                        | Gaza           | Medium   |
| <a href="#">OPT-09/H/24048/R/124</a>        | UNICEF           | Provision of psychosocial support and protection services to children, adolescents and primary care givers (MHPSS)                           | -                          | 10,699,058                | 6,347,432    | 59%       | 4,351,626               | -                        | Gaza           | High     |
| <a href="#">OPT-09/H/24086/R/1171</a>       | UNFPA            | Psychosocial counselling for Palestinian youth (MHPSS)   | -                          | 132,680                   | -            | 0%        | 132,680                 | -                        | Gaza           | Medium   |
| <a href="#">OPT-09/MA/24044/R/124</a>       | UNICEF           | Emergency Mine Risk Education  | -                          | 962,057                   | 391,472      | 41%       | 570,585                 | -                        | Gaza           | Medium   |
| <a href="#">OPT-09/MA/24739/R/5746</a>      | MAG              | Emergency MRE response to reduce the risk of accidents from UXO  | -                          | 181,583                   | -            | 0%        | 181,583                 | -                        | Gaza           | High     |
| <a href="#">OPT-09/P-HR-RL/20678/R/5838</a> | IR               | Empowering Children of School Age in Buffer Areas of Gaza Strip (Early Recovery)   | 300,000                    | 300,000                   | 300,000      | 100%      | -                       | -                        | Gaza           | High     |
| <a href="#">OPT-09/P-HR-RL/20844/R/1171</a> | UNFPA            | Coping with GBV for young women in crisis (Early Recovery)   | 155,150                    | 77,575                    | 110,000      | 142%      | - 32,425                | -                        | Gaza/West Bank | High     |
| <a href="#">OPT-09/P-HR-RL/20849/R/1171</a> | UNFPA            | Protection of Marginalized Palestinian Women through advocacy and networking with NGOs (WISAL) in the Gaza Strip (Early Recovery)            | 54,000                     | 30,000                    | 46,738       | 156%      | - 16,738                | -                        | Gaza           | High     |

**o c c u p i e d P a l e s t i n i a n t e r r i t o r y**

| Project Code                                | Appealing Agency | Project Title  | Original Requirements (\$) | Revised Requirements (\$) | Funding (\$) | % Covered | Unmet Requirements (\$) | Uncommitted Pledges (\$) | Location       | Priority |
|---|------------------|--|----------------------------|---------------------------|--------------|-----------|-------------------------|--------------------------|----------------|----------|
| <a href="#">OPT-09/P-HR-RL/20855/R/1171</a> | UNFPA            | Support services for reproductive health, protection and prevention of GBV for women in Gaza (Humanitarian)  | 400,000                    | 400,000                   | 400,070      | 100%      | -70                     | -                        | Gaza           | High     |
| <a href="#">OPT-09/P-HR-RL/21056/R/8365</a> | BADIL            | PUTTING RIGHTS INTO PRACTICE - Promoting Effective, Rights-based Responses to Forced Displacement of Palestinians (Early Recovery)   | 390,000                    | 390,001                   | -            | 0%        | 390,001                 | -                        | Other          | High     |
| <a href="#">OPT-09/P-HR-RL/21087/R/8815</a> | ICAHD            | HOME DEMOLITIONS & THE LAW (WITH ICAHD ADVOCACY)   | 260,000                    | 200,000                   | -            | 0%        | 200,000                 | -                        | West Bank      | Medium   |
| <a href="#">OPT-09/P-HR-RL/21110/R/5105</a> | UNIFEM           | Protecting women from Shufat refugee camp and neighbouring villages  | 410,024                    | 227,215                   | -            | 0%        | 227,215                 | -                        | West Bank      | High     |
| <a href="#">OPT-09/P-HR-RL/21116/R/5105</a> | UNIFEM           | Protection of Palestinian female prisoners and detainees in Israeli prisons (Humanitarian)   | 243,000                    | 243,000                   | 217,391      | 89%       | 25,609                  | -                        | Other          | High     |
| <a href="#">OPT-09/P-HR-RL/21124/R/5105</a> | UNIFEM           | Mobile Services Clinic for Women in the Jordan Valley (MHPSS)  | 349,088                    | 262,531                   | -            | 0%        | 262,531                 | -                        | West Bank      | High     |
| <a href="#">OPT-09/P-HR-RL/21126/R/5105</a> | UNIFEM           | Psychosocial support, reintegration assistance and coordinated advocacy action to respond to GBV and protection concerns amongst women, including IDPs and returnees affected by the war (MHPSS) | 227,439                    | 355,050                   | -            | 0%        | 355,050                 | -                        | Gaza           | High     |
| <a href="#">OPT-09/P-HR-RL/21308/R/8813</a> | ACRI             | Protecting the Fundamental Human Rights of Palestinians in the West Bank (Early Recovery)  | 154,000                    | 154,000                   | -            | 0%        | 154,000                 | -                        | West Bank      | High     |
| <a href="#">OPT-09/P-HR-RL/21325/R/1171</a> | UNFPA            | Support and protection of women in Gaza under UN Resolution 1325 (Early Recovery)  | 110,160                    | 55,000                    | -            | 0%        | 55,000                  | -                        | Gaza           | High     |
| <a href="#">OPT-09/P-HR-RL/21325/R/5105</a> | UNIFEM           | Support and protection of women in Gaza under UN Resolution 1325 (Early Recovery)  | 106,488                    | 165,529                   | -            | 0%        | 165,529                 | -                        | Gaza           | High     |
| <a href="#">OPT-09/P-HR-RL/21401/R/5834</a> | NRC              | Information, Counselling and Legal Assistance (ICLA) for the Protection of Palestinians affected by Forced Displacement  | 800,000                    | 800,000                   | 639,386      | 80%       | 160,614                 | -                        | West Bank      | High     |
| <a href="#">OPT-09/P-HR-RL/21403/R/8808</a> | PCATI            | Legal Capacity- Investigating Reported Cases of Torture & Mobile Attorney – From Palestinian Security Detainees (Humanitarian)   | 100,000                    | 100,000                   | -            | 0%        | 100,000                 | -                        | Gaza/West Bank | High     |
| <a href="#">OPT-09/P-HR-RL/21423/R/5351</a> | SC - Sweden      | Community based child protection and psychosocial support of children at risk during emergency and recovery phase in Gaza (MHPSS)  | 327,125                    | 981,375                   | -            | 0%        | 981,375                 | -                        | Gaza           | High     |
| <a href="#">OPT-09/P-HR-RL/21426/R/5351</a> | SC - Sweden      | Post-trauma Rehabilitation of the Palestinian Ex-detainee Children in the West Bank. (Early Recovery)  | 686,851                    | 686,851                   | -            | 0%        | 686,851                 | -                        | West Bank      | High     |
| <a href="#">OPT-09/P-HR-RL/21516/R/5103</a> | UNESCO           | Promotion of safety and protection of journalists and media professionals in the West Bank and Gaza (Early Recovery)   | 250,000                    | 250,000                   | 156,752      | 63%       | 93,248                  | -                        | Gaza/West Bank | High     |

**o c c u p i e d P a l e s t i n i a n t e r r i t o r y**

| Project Code                                | Appealing Agency    | Project Title   | Original Requirements (\$) | Revised Requirements (\$) | Funding (\$) | % Covered | Unmet Requirements (\$) | Uncommitted Pledges (\$) | Location       | Priority |
|---|---------------------|---|----------------------------|---------------------------|--------------|-----------|-------------------------|--------------------------|----------------|----------|
| <a href="#">OPT-09/P-HR-RL/21541/R/8902</a> | SEAPPI/NEAPPI       | Ecumenical Accompaniment Programme in Palestine and Israel (Humanitarian)   | 1,895,000                  | 1,895,000                 | 1,115,000    | 59%       | 780,000                 | -                        | West Bank      | High     |
| <a href="#">OPT-09/P-HR-RL/21554/R/8814</a> | HaMoked             | Promoting access: Freedom of movement (Humanitarian)  | 105,000                    | 105,000                   | -            | 0%        | 105,000                 | -                        | Gaza/West Bank | High     |
| <a href="#">OPT-09/P-HR-RL/21568/R/8814</a> | HaMoked             | Detainee Rights: Protecting the rights of detained Palestinians and their families (Humanitarian)                             | 80,000                     | 80,000                    | -            | 0%        | 80,000                  | -                        | Other          | High     |
| <a href="#">OPT-09/P-HR-RL/21573/R/8814</a> | HaMoked             | Family unification and residency rights in Jerusalem (Humanitarian)   | 76,000                     | 76,000                    | -            | 0%        | 76,000                  | -                        | West Bank      | High     |
| <a href="#">OPT-09/P-HR-RL/21594/R/5636</a> | GVC                 | Improving living conditions of herder communities in the central-eastern West Bank (Early Recovery)                           | 580,000                    | 355,000                   | -            | 0%        | 355,000                 | -                        | West Bank      | High     |
| <a href="#">OPT-09/P-HR-RL/21652/8817</a>   | GCMHP               | Empowering Palestinian children and women and advocating their rights (withdrawn)   | 1,133,765                  | -                         | -            | 0%        | -                       | -                        | Gaza           | High     |
| <a href="#">OPT-09/P-HR-RL/21660/R/6255</a> | AUSTCARE            | Community-based Protection in SE Hebron(Early Recovery) (withdrawn)   | 246,005                    | -                         | -            | 0%        | -                       | -                        | West Bank      | High     |
| <a href="#">OPT-09/P-HR-RL/21667/R/6255</a> | AUSTCARE            | Austcare Protection Officer (Early Recovery)  | 160,993                    | 160,993                   | -            | 0%        | 160,993                 | -                        | Gaza/West Bank | High     |
| <a href="#">OPT-09/P-HR-RL/21691/R/109</a>  | SC - UK             | Protection for Palestinian Children within schools, homes and communities. (Early Recovery)                                   | 248,400                    | 278,400                   | -            | 0%        | 278,400                 | -                        | West Bank      | High     |
| <a href="#">OPT-09/P-HR-RL/21737/R/8822</a> | NCCR                | Emergency Relief for People with Physical Disability. (Humanitarian)  | 500,000                    | 750,000                   | -            | 0%        | 750,000                 | -                        | Gaza           | High     |
| <a href="#">OPT-09/P-HR-RL/21738/R/8835</a> | B'Tselem            | Visual Impact: Deterrence and Accountability (Early Recovery)   | 120,000                    | 120,000                   | -            | 0%        | 120,000                 | -                        | Gaza/West Bank | High     |
| <a href="#">OPT-09/P-HR-RL/21740/R/8835</a> | B'Tselem            | Pursuing Accountability: Ending Impunity of Israeli Duty Bearers (Early Recovery)   | 155,000                    | 155,000                   | -            | 0%        | 155,000                 | -                        | Gaza/West Bank | High     |
| <a href="#">OPT-09/P-HR-RL/21742/R/8835</a> | B'Tselem            | Safeguarding Access: Promoting the Right to Freedom of Movement (Early Recovery)  | 148,000                    | 148,000                   | -            | 0%        | 148,000                 | -                        | Gaza/West Bank | High     |
| <a href="#">OPT-09/P-HR-RL/21828/R/8566</a> | Welfare Association | Protection of Palestinians' social, legal, economic and civil rights in Jerusalem (Early Recovery)                            | 260,000                    | 130,000                   | -            | 0%        | 130,000                 | -                        | West Bank      | High     |
| <a href="#">OPT-09/P-HR-RL/21832/R/5819</a> | CRIC                | Psychosocial support to preschool aged children and their caregivers in Gaza Strip (MHPSS)                                    | 635,233                    | 500,000                   | -            | 0%        | 500,000                 | -                        | Gaza           | High     |
| <a href="#">OPT-09/P-HR-RL/21868/R/5593</a> | UNRWA               | Protection of vulnerable West Bank Refugees   | 862,377                    | 862,377                   | -            | 0%        | 862,377                 | -                        | West Bank      | High     |
| <a href="#">OPT-09/P-HR-RL/21879/R/109</a>  | SC - UK             | Child Rights at the Centre - Enhancing National Capacities to Monitor, Document, and Report on Child Rights Issues in the OPT | 280,800                    | 280,800                   | -            | 0%        | 280,800                 | -                        | Gaza/West Bank | High     |
| <a href="#">OPT-09/P-HR-RL/21881/R/109</a>  | SC - UK             | Protection from Displacement, Support to IDPs   | 166,860                    | 166,860                   | -            | 0%        | 166,860                 | -                        | Gaza           | High     |

**o c c u p i e d P a l e s t i n i a n t e r r i t o r y**

| Project Code                                 | Appealing Agency                       | Project Title   | Original Requirements (\$) | Revised Requirements (\$) | Funding (\$) | % Covered | Unmet Requirements (\$) | Uncommitted Pledges (\$) | Location  | Priority          |
|--|--|---|----------------------------|---------------------------|--------------|-----------|-------------------------|--------------------------|-----------|-------------------|
| <a href="#">OPT-09/P-HR-RL/21954/R/7046</a>  | PRCS                                   | Improvement of the rehabilitation and ability development for out-of-reach persons with disabilities, elders and patients in Tulkarm District in the West Bank (Early Recovery) | 50,200                     | 50,200                    | -            | 0%        | 50,200                  | -                        | West Bank | High              |
| <a href="#">OPT-09/P-HR-RL/21955/R/8855</a>  | Juzoor                                 | Monitor, document, and report on violations of reproductive rights in vulnerable communities (Early Recovery)   | 87,560                     | 664,440                   | -            | 0%        | 664,440                 | -                        | West Bank | High              |
| <a href="#">OPT-09/P-HR-RL/23925/R/8808</a>  | PCATI                                  | Emergency Legal Advocacy project - Detainee rights in Gaza conflict & mobile attorney (Flash Appeal project withdrawn during MYR)   | -                          | -                         | -            | 0%        | -                       | -                        | Gaza      | Project withdrawn |
| <a href="#">OPT-09/P-HR-RL/23928/R/1171</a>  | UNFPA                                  | Humanitarian and foundational support on health, protection and prevention of gender based violence in Gaza - special focus on women (MHPSS)                                    | -                          | 200,000                   | -            | 0%        | 200,000                 | -                        | Gaza      | High              |
| <a href="#">OPT-09/P-HR-RL/23928/R/776</a>   | UNDP                                   | Humanitarian and foundational support on health, protection and prevention of gender based violence in Gaza - special focus on women (MHPSS)                                    | -                          | 500,000                   | -            | 0%        | 500,000                 | -                        | Gaza      | High              |
| <a href="#">OPT-09/P-HR-RL/24003/R/5465</a>  | FRC                                    | Community based child protection and psychosocial support of children at risk during emergency and recovery phase in Gaza (MHPSS)   | -                          | 981,374                   | -            | 0%        | 981,374                 | -                        | Gaza      | Medium            |
| <a href="#">OPT-09/P-HR-RL/24036/R/6255</a>  | AUSTCARE                               | Community Based Protection in Gaza (Flash Appeal project withdrawn during MYR)  | -                          | -                         | -            | 0%        | -                       | -                        | Gaza      | Project withdrawn |
| <a href="#">OPT-09/P-HR-RL/24038/R/5120</a>  | OXFAM GB                               | Fact-finding and legal advocacy to increase Access to humanitarian aid, health and education and Protection of Civilians in Gaza.   | -                          | -                         | 238,010      | 0%        | -238,010                | -                        | Gaza      | Medium            |
| <a href="#">OPT-09/P-HR-RL/24041/R/12726</a> | Al-Dameer Association for Human Rights | International humanitarian law (IHL) and human rights monitoring (Flash Appeal project withdrawn during MYR)  | -                          | -                         | -            | 0%        | -                       | -                        | Gaza      | Project withdrawn |
| <a href="#">OPT-09/P-HR-RL/24042/R/12727</a> | Al-Haq                                 | International humanitarian law (IHL) and human rights monitoring (Flash Appeal project withdrawn during MYR)  | -                          | -                         | -            | 0%        | -                       | -                        | Gaza      | Project withdrawn |
| <a href="#">OPT-09/P-HR-RL/24043/R/124</a>   | UNICEF                                 | Documenting, Reporting & Responses to Alleged Grave Violations of Child Rights  | -                          | 368,893                   | 73,500       | 20%       | 295,393                 | -                        | Gaza      | High              |
| <a href="#">OPT-09/P-HR-RL/24045/R/5105</a>  | UNIFEM                                 | Protection and reintegration of former Palestinian Female Prisoners (Flash Appeal project withdrawn during MYR)   | -                          | -                         | -            | 0%        | -                       | -                        | Gaza      | Project withdrawn |
| <a href="#">OPT-09/P-HR-RL/24049/R/5105</a>  | UNIFEM                                 | Safe community-based centres for women and girls in the Gaza Strip  | -                          | 259,903                   | -            | 0%        | 259,903                 | -                        | Gaza      | Medium            |
| <a href="#">OPT-09/P-HR-RL/24084/R/6362</a>  | SC Alliance                            | Child Protection Community Based Mechanisms (MHPSS)   | -                          | 1,457,500                 | -            | 0%        | 1,457,500               | -                        | Gaza      | High              |
| <a href="#">OPT-09/P-HR-RL/24085/R/6362</a>  | SC Alliance                            | Restoring children's playfulness and trust (MHPSS)  | -                          | 1,242,500                 | -            | 0%        | 1,242,500               | -                        | Gaza      | High              |

o c c u p i e d P a l e s t i n i a n t e r r i t o r y

| Project Code                                  | Appealing Agency    | Project Title   | Original Requirements (\$) | Revised Requirements (\$) | Funding (\$)      | % Covered  | Unmet Requirements (\$) | Uncommitted Pledges (\$) | Location       | Priority          |
|---|---------------------|---|----------------------------|---------------------------|-------------------|------------|-------------------------|--------------------------|----------------|-------------------|
| <a href="#">OPT-09/P-HR-RL/24093/R/8566</a>   | Welfare Association | IHL and Human Rights Documentation and Advocacy (Flash Appeal project withdrawn during MYR)                                     | -                          | -                         | -                 | 0%         | -                       | -                        | Gaza           | Project withdrawn |
| <a href="#">OPT-09/P-HR-RL/24094/R/5103</a>   | UNESCO              | Strengthening the safety and protection of journalists and the press freedom in the Gaza Strip                                  | -                          | 200,000                   | -                 | 0%         | 200,000                 | -                        | Gaza           | Medium            |
| <a href="#">OPT-09/P-HR-RL/24729/R/12848</a>  | BIMKOM              | Survey of the planning situation of East Jerusalem and planning assistance to Palestinian neighbourhoods                        | -                          | 76,200                    | -                 | 0%         | 76,200                  | -                        | West Bank      | High              |
| <a href="#">OPT-09/P-HR-RL/24730/R/12848</a>  | BIMKOM              | Planning Assistance to Palestinian Villages in the West Bank  | -                          | 104,100                   | -                 | 0%         | 104,100                 | -                        | West Bank      | High              |
| <a href="#">OPT-09/P-HR-RL/24731/R/12847</a>  | IPCC                | Urban Intervention to Save Buildings from Demolition in East Jerusalem  | -                          | 314,000                   | -                 | 0%         | 314,000                 | -                        | Other          | High              |
| <a href="#">OPT-09/P-HR-RL/24732/R/12847</a>  | IPCC                | Re-planning Palestine: West Bank "C" Areas  | -                          | 225,000                   | -                 | 0%         | 225,000                 | -                        | West Bank      | High              |
| <a href="#">OPT-09/P-HR-RL/25181/R/8757</a>   | MAG                 | Identification and removal of UXOs, mine awareness training and other relevant activities (HRF Project)                         | -                          | -                         | 185,622           | 0%         | -185,622                | -                        | Other          | High              |
| <a href="#">OPT-09/P-HR-RL/25338/R/6971</a>   | RI                  | Comprehensive Early Childhood Development and Kindergarten Rehabilitation Programme (Flash Appeal project withdrawn during MYR) | -                          | -                         | -                 | 0%         | -                       | -                        | Gaza           | Project withdrawn |
| <b>Sub total for Protection</b>               |                     |   | <b>29,013,078</b>          | <b>51,617,318</b>         | <b>13,182,371</b> | <b>26%</b> | <b>38,434,947</b>       | -                        |                |                   |
| <b>SECTOR NOT YET SPECIFIED</b>               |                     |   |                            |                           |                   |            |                         |                          |                |                   |
| <a href="#">OPT-09/SNYS/21206/R/8487</a>      | OCHA (ERF)          | Humanitarian Response Fund (HRF)  | -                          | -                         | 4,555,145         | 0%         | -4,555,145              | -                        | Gaza/West Bank | High              |
| <a href="#">OPT-09/SNYS/25195/R/5593</a>      | UNRWA               | GAZA CRISIS: to be allocated to specific project/sector   | -                          | -                         | 46,315,949        | 0%         | -46,315,949             | -                        | Gaza           | Not specified     |
| <a href="#">OPT-09/SNYS/25196/R/5593</a>      | UNRWA               | UNRWA-ongoing emergency activities in West Bank and Gaza  | -                          | -                         | 6,825,967         | 0%         | -6,825,967              | -                        | Gaza/West Bank | Not specified     |
| <a href="#">OPT-09/SNYS/25202/R/776</a>       | UNDP                | GAZA CRISIS: to be allocated to specific project/sector   | -                          | -                         | 7,600,000         | 0%         | -7,600,000              | -                        | Gaza           | Not specified     |
| <a href="#">OPT-09/SNYS/25204/R/124</a>       | UNICEF              | To be allocated to specific project/sector  | -                          | -                         | 381,090           | 0%         | -381,090                | 5,000,000                | Gaza/West Bank | Not specified     |
| <a href="#">OPT-09/SNYS/25209/R/5105</a>      | UNIFEM              | To be allocated to specific project/sector  | -                          | -                         | -                 | 0%         | -                       | 1,273,200                | Gaza/West Bank | Not specified     |
| <b>Sub total for Sector not yet specified</b> |                     |   | -                          | -                         | <b>65,678,151</b> | <b>0%</b>  | <b>-65,678,151</b>      | <b>6,273,200</b>         |                |                   |
| <b>SHELTER AND NON-FOOD ITEMS</b>             |                     |   |                            |                           |                   |            |                         |                          |                |                   |
| <a href="#">OPT-09/S-NF/21479/R/5593</a>      | UNRWA               | Temporary shelter and shelter repair (Gaza) (Humanitarian)- combined with OPT-09/S/NF/23876                                     | 2,000,000                  | -                         | -                 | 0%         | -                       | -                        | Gaza           | Project withdrawn |
| <a href="#">OPT-09/S-NF/23876/R/5593</a>      | UNRWA               | Temporary shelter and shelter repair (combined with OPT-09/S/NF/21479)  | -                          | 100,677,000               | 20,107,822        | 20%        | 80,569,178              | -                        | Gaza           | High              |
| <a href="#">OPT-09/S-NF/24053/R/6458</a>      | ACTED               | Emergency assistance for shelter rehabilitation in Gaza City and Northern Gaza  | -                          | 244,952                   | 242,244           | 99%        | 2,708                   | -                        | Gaza           | High              |

o c c u p i e d P a l e s t i n i a n t e r r i t o r y

| Project Code                                    | Appealing Agency     | Project Title   | Original Requirements (\$) | Revised Requirements (\$) | Funding (\$)      | % Covered  | Unmet Requirements (\$) | Uncommitted Pledges (\$) | Location       | Priority          |
|---|----------------------|---|----------------------------|---------------------------|-------------------|------------|-------------------------|--------------------------|----------------|-------------------|
| <a href="#">OPT-09/S-NF/24054/R/6458</a>        | ACTED                | Emergency temporary shelter assistance in Gaza City and Northern Gaza   | -                          | 110,000                   | 110,000           | 100%       | -                       | -                        | Gaza           | High              |
| <a href="#">OPT-09/S-NF/24055/R/5645</a>        | CARE International   | Emergency Rehabilitation of Shelters for IDPs outside of the Refugee Camps in Gaza  | -                          | 2,100,000                 | 250,000           | 12%        | 1,850,000               | -                        | Gaza           | High              |
| <a href="#">OPT-09/S-NF/24056/R/8750</a>        | CHF International    | Provision of Emergency Shelter Assistance (Flash Appeal project withdrawn during MYR)   | -                          | -                         | -                 | 0%         | -                       | -                        | Gaza           | Project withdrawn |
| <a href="#">OPT-09/S-NF/24057/R/5146</a>        | CRS                  | Emergency Shelter Assistance Program  | -                          | 1,500,000                 | -                 | 0%         | 1,500,000               | -                        | Gaza           | High              |
| <a href="#">OPT-09/S-NF/24059/R/5838</a>        | IR                   | Direct humanitarian relief for affected people  | -                          | 522,000                   | -                 | 0%         | 522,000                 | -                        | Gaza           | Medium            |
| <a href="#">OPT-09/S-NF/24060/R/5162</a>        | Mercy Corps          | Emergency Shelter Relief to Households in the Gaza Strip  | -                          | 6,000,000                 | 3,620,928         | 60%        | 2,379,072               | -                        | Gaza           | High              |
| <a href="#">OPT-09/S-NF/24061/R/5838</a>        | IR                   | Cash assistance for affected people   | -                          | 324,000                   | -                 | 0%         | 324,000                 | -                        | Gaza           | Medium            |
| <a href="#">OPT-09/S-NF/24062/R/5834</a>        | NRC                  | Emergency Shelter Response  | -                          | 2,750,000                 | -                 | 0%         | 2,750,000               | -                        | Gaza           | High              |
| <a href="#">OPT-09/S-NF/24063/R/7039</a>        | UN-HABITAT           | Technical support centers for emergency repairs, critical structural stabilisation  | -                          | 725,000                   | 315,000           | 43%        | 410,000                 | -                        | Gaza           | High              |
| <a href="#">OPT-09/S-NF/24065/R/12728</a>       | START Services       | Gaza Housing Recovery Relief (GHRR)   | -                          | 1,144,430                 | -                 | 0%         | 1,144,430               | -                        | Gaza           | High              |
| <a href="#">OPT-09/S-NF/24136/R/6027</a>        | PU                   | Shelter for IDPs in Khan Yunis and Rafah Districts  | -                          | 248,752                   | 200,286           | 81%        | 48,466                  | -                        | Gaza           | High              |
| <a href="#">OPT-09/S-NF/24137/R/6027</a>        | PU                   | Quick Repair kits for vulnerable Palestinian in Khan Yunis and Rafah Districts  | -                          | 230,000                   | -                 | 0%         | 230,000                 | -                        | Gaza           | High              |
| <a href="#">OPT-09/S-NF/25179/R/8833</a>        | SYF                  | Distribution of baby milk, clothes, toys, and providing psycho-social support to 9,000 children and young people affected by violence (HRF Project) | -                          | -                         | 186,823           | 0%         | -186,823                | -                        | Gaza           | High              |
| <a href="#">OPT-09/S-NF/25186/R/8555</a>        | RCSD                 | Procurement and distribution of wood for burning and fuel for heaters (HRF Project)   | -                          | -                         | 151,143           | 0%         | -151,143                | -                        | West Bank      | High              |
| <a href="#">OPT-09/S-NF/25214/R/6027</a>        | PU                   | Procurement and distribution of wood for burning and fuel for heaters (HRF Project)   | -                          | -                         | 20,116            | 0%         | -20,116                 | -                        | Gaza/West Bank | High              |
| <a href="#">OPT-09/S-NF/25215/R/8157</a>        | Near East Foundation | Procurement and distribution of wood for burning and fuel for heaters (HRF Project)   | -                          | -                         | 75,550            | 0%         | -75,550                 | -                        | Gaza/West Bank | High              |
| <a href="#">OPT-09/S-NF/25217/R/6458</a>        | ACTED                | Procurement and distribution of wood for burning and fuel for heaters (HRF Project)   | -                          | -                         | 40,400            | 0%         | -40,400                 | -                        | Gaza/West Bank | High              |
| <a href="#">OPT-09/S-NF/25219/R/12878</a>       | Ma'an                | Procurement and distribution of wood for burning and fuel for heaters (HRF Project)   | -                          | -                         | 169,608           | 0%         | -169,608                | -                        | Gaza/West Bank | High              |
| <b>Sub total for Shelter and non-food items</b> |                      |   | <b>2,000,000</b>           | <b>116,576,134</b>        | <b>25,489,920</b> | <b>22%</b> | <b>91,086,214</b>       | <b>-</b>                 |                |                   |
| <b>WATER, SANITATION AND HYGIENE</b>            |                      |   |                            |                           |                   |            |                         |                          |                |                   |

**o c c u p i e d P a l e s t i n i a n t e r r i t o r y**

| Project Code                           | Appealing Agency | Project Title   | Original Requirements (\$) | Revised Requirements (\$) | Funding (\$) | % Covered | Unmet Requirements (\$) | Uncommitted Pledges (\$) | Location  | Priority          |
|--|------------------|---|----------------------------|---------------------------|--------------|-----------|-------------------------|--------------------------|-----------|-------------------|
| <a href="#">OPT-09/WS/21161/R/5593</a> | UNRWA            | Emergency Environmental Health for Palestine Refugees in the West Bank  | 870,404                    | 870,404                   | -            | 0%        | 870,404                 | -                        | West Bank | Medium            |
| <a href="#">OPT-09/WS/21271/R/5838</a> | IR               | Provision of Safe Water for Elementary School Children in the Gaza Strip (Humanitarian)   | 135,600                    | 135,600                   | 35,000       | 26%       | 100,600                 | -                        | Gaza      | High              |
| <a href="#">OPT-09/WS/21318/R/6027</a> | PU               | Emergency Water Supply and Sanitation in the Northern West Bank (Early Recovery)  | 1,474,684                  | 805,175                   | 197,983      | 25%       | 607,192                 | -                        | West Bank | High              |
| <a href="#">OPT-09/WS/21476/R/5593</a> | UNRWA            | Emergency Environmental Health Programme (Gaza) (Combined with OPT-09/WS/23875)   | 1,509,600                  | -                         | -            | 0%        | -                       | -                        | Gaza      | Project withdrawn |
| <a href="#">OPT-09/WS/21591/R/5636</a> | GVC              | Improving living conditions in Hebron Governorate by improving accessibility to water (Early Recovery)  | 980,000                    | 540,000                   | -            | 0%        | 540,000                 | -                        | West Bank | Medium            |
| <a href="#">OPT-09/WS/21600/R/5636</a> | GVC              | Ensuring regular supply of safe-drinking water to Beach Camp refugees, Gaza Strip. (Early Recovery) (withdrawn)   | 1,050,000                  | -                         | -            | 0%        | -                       | -                        | Gaza      | Project withdrawn |
| <a href="#">OPT-09/WS/21616/R/5636</a> | GVC              | To improve the capacity of water and environmental health sector in Gaza to respond to major emergencies (withdrawn)  | 835,000                    | -                         | -            | 0%        | -                       | -                        | Gaza      | Project withdrawn |
| <a href="#">OPT-09/WS/21616/R/5647</a> | ACH              | To improve the capacity of water and environmental health sector in Gaza to respond to major emergencies (withdrawn)  | 835,000                    | -                         | -            | 0%        | -                       | -                        | Gaza      | Project withdrawn |
| <a href="#">OPT-09/WS/21710/R/5647</a> | ACH              | Improvement of the economic and physical access to the basic water needs of vulnerable families and rural communities of the Tubas, Nablus and Jenin Governorates in the West Bank (Early Recovery) (withdrawn) | 1,161,300                  | -                         | -            | 0%        | -                       | -                        | West Bank | Project withdrawn |
| <a href="#">OPT-09/WS/21719/R/5647</a> | ACH              | Emergency response to alleviate the lack of access to water and sanitation in the south-western isolated rural areas of Hebron Governorate (Early Recovery)   | 715,000                    | 900,000                   | -            | 0%        | 900,000                 | -                        | West Bank | High              |
| <a href="#">OPT-09/WS/21815/R/6849</a> | ACPP             | Emergency action for water access in the Qalqiliya District (Early Recovery)  | 107,700                    | 107,700                   | -            | 0%        | 107,700                 | -                        | West Bank | Medium            |
| <a href="#">OPT-09/WS/21826/R/6849</a> | ACPP             | Emergency water supply and legal support for Palestinian communities in the Hebron District (Early Recovery)  | 1,926,900                  | 963,450                   | -            | 0%        | 963,450                 | -                        | West Bank | Medium            |
| <a href="#">OPT-09/WS/21860/R/7536</a> | PHG              | Construction of a Water Network to Increase Water Accessibility (Early Recovery)  | 200,000                    | 200,000                   | -            | 0%        | 200,000                 | -                        | West Bank | Medium            |
| <a href="#">OPT-09/WS/21863/R/7536</a> | PHG              | Water Tanking in Areas Affected by the Drought - Hebron   | 363,943                    | 332,019                   | -            | 0%        | 332,019                 | -                        | West Bank | High              |
| <a href="#">OPT-09/WS/21865/R/7536</a> | PHG              | Improvement of the accessibility to water for domestic use  | 568,550                    | 568,550                   | -            | 0%        | 568,550                 | -                        | West Bank | Medium            |
| <a href="#">OPT-09/WS/21873/R/7601</a> | ARIJ             | Emergency sanitation facilities at household level (Early Recovery)   | 566,200                    | 242,600                   | -            | 0%        | 242,600                 | -                        | West Bank | Medium            |



o c c u p i e d P a l e s t i n i a n t e r r i t o r y

| Project Code                            | Appealing Agency   | Project Title   | Original Requirements (\$) | Revised Requirements (\$) | Funding (\$) | % Covered | Unmet Requirements (\$) | Uncommitted Pledges (\$) | Location  | Priority          |
|---|--------------------|---|----------------------------|---------------------------|--------------|-----------|-------------------------|--------------------------|-----------|-------------------|
| <a href="#">OPT-09/WS/21923/R/124</a>   | UNICEF             | Basic drinking water supply and rehabilitation of sanitation facilities in selected schools in the West Bank (Early Recovery)   | 1,116,278                  | 818,550                   | -            | 0%        | 818,550                 | -                        | West Bank | Medium            |
| <a href="#">OPT-09/WS/21924/R/124</a>   | UNICEF             | Emergency water supply to vulnerable locations in Tubas, Jenin, and Jordan Valley and monitoring of water quality in drought affected areas                                 | 832,571                    | 484,015                   | -            | 0%        | 484,015                 | -                        | West Bank | High              |
| <a href="#">OPT-09/WS/21925/R/124</a>   | UNICEF             | Urgent repairs and improvement of water and wastewater service in the West Bank   | 925,079                    | 314,901                   | -            | 0%        | 314,901                 | -                        | West Bank | Medium            |
| <a href="#">OPT-09/WS/22054/R/5277</a>  | OXFAM              | Meeting urgent water & school sanitation needs in West Bank target communities (Early Recovery)   | 1,468,144                  | 740,000                   | -            | 0%        | 740,000                 | -                        | West Bank | Medium            |
| <a href="#">OPT-09/WS/23875/R/5593</a>  | UNRWA              | Emergency Environmental Health Programme in Gaza  | -                          | 5,371,050                 | 1,330,350    | 25%       | 4,040,700               | -                        | Gaza      | High              |
| <a href="#">OPT-09/WS/23883/R/5647</a>  | ACH                | Emergency response to improve the quality of drinking water in Khan Younis  | -                          | 1,670,000                 | 591,478      | 35%       | 1,078,522               | -                        | Gaza      | Medium            |
| <a href="#">OPT-09/WS/23921/R/5179</a>  | IRC                | 6 months public health marketing media campaign in post-conflict Gaza (Flash Appeal project withdrawn during MYR)   | -                          | -                         | -            | 0%        | -                       | -                        | Gaza      | Project withdrawn |
| <a href="#">OPT-09/WS/23930/R/124</a>   | UNICEF             | Emergency repair of damaged water and wastewater infrastructure in Gaza strip.  | -                          | 4,250,000                 | 2,822,160    | 66%       | 1,427,840               | -                        | Gaza      | High              |
| <a href="#">OPT-09/WS/23932/R/5167</a>  | COOPI              | Emergency rehabilitation of the Al Yarmouk refuse dump in Gaza-city   | -                          | 200,000                   | 160,000      | 80%       | 40,000                  | -                        | Gaza      | High              |
| <a href="#">OPT-09/WS/23933/R/5120</a>  | OXFAM GB           | Integrated public health support for conflict affected communities in Gaza (with distribution, technical & hygiene promotion related interventions)                         | -                          | 2,323,000                 | 1,642,081    | 71%       | 680,919                 | -                        | Gaza      | High              |
| <a href="#">OPT-09/WS/23934/R/6027</a>  | PU                 | Water Distribution and Storage  | -                          | 237,750                   | 237,750      | 100%      | -                       | -                        | Gaza      | Medium            |
| <a href="#">OPT-09/WS/23936/R/5645</a>  | CARE International | Emergency water supply and sanitation assistance to affected households in Gaza   | -                          | 750,000                   | 31,474       | 4%        | 718,526                 | -                        | Gaza      | High              |
| <a href="#">OPT-09/WS/24035/R/6027</a>  | PU                 | Emergency Water Supply and sanitation in the Gaza Strip   | -                          | 626,092                   | 626,092      | 100%      | -                       | -                        | Gaza      | High              |
| <a href="#">OPT-09/WS/24066/R/6849</a>  | ACPP               | Emergency WASH actions to improve access to WASH services for Gazan families affected by Operation "Cast Lead"  | -                          | 265,900                   | 20,000       | 8%        | 245,900                 | -                        | Gaza      | High              |
| <a href="#">OPT-09/WS/24069/R/5636</a>  | GVC                | Provision of safe drinking water and additional water storage for communities affected by the Israeli operations in the Eastern Middle and Southern areas of the Gaza Strip | -                          | 340,000                   | 190,000      | 56%       | 150,000                 | -                        | Gaza      | High              |
| <a href="#">OPT-09/WS/24070/R/5636</a>  | GVC                | To improve access to safe drinking water and reduce health risks in Gaza to respond to major emergencies  | -                          | 930,000                   | -            | 0%        | 930,000                 | -                        | Gaza      | High              |
| <a href="#">OPT-09/WS/24071/R/12729</a> | HWE                | Provision of safe water supplies for communities in urban areas of Southern Gaza (merged into WS/24666)   | -                          | -                         | -            | 0%        | -                       | -                        | Gaza      | Project withdrawn |



**o c c u p i e d P a l e s t i n i a n t e r r i t o r y**

| Project Code                                       | Appealing Agency  | Project Title   | Original Requirements (\$) | Revised Requirements (\$) | Funding (\$)       | % Covered  | Unmet Requirements (\$) | Uncommitted Pledges (\$) | Location  | Priority          |
|--|-------------------|---|----------------------------|---------------------------|--------------------|------------|-------------------------|--------------------------|-----------|-------------------|
| <a href="#">OPT-09/WS/24072/R/12729</a>            | HWE               | Provision of safe water supplies for communities in rural areas of Southern Gaza (merged into WS/24666)   | -                          | -                         | -                  | 0%         | -                       | -                        | Gaza      | Project withdrawn |
| <a href="#">OPT-09/WS/24073/R/12729</a>            | HWE               | Wastewater and solid waste management for communities in Southern Gaza (merged into WS/24666)   | -                          | -                         | -                  | 0%         | -                       | -                        | Gaza      | Project withdrawn |
| <a href="#">OPT-09/WS/24074/R/6344</a>             | PHO               | Securing new water supplies in the Northern Gaza Strip (Flash Appeal project withdrawn during MYR)  | -                          | -                         | -                  | 0%         | -                       | -                        | Gaza      | Project withdrawn |
| <a href="#">OPT-09/WS/24075/R/6079</a>             | SC                | Re-establishing water and sanitation services in affected preschools, private schools, neighbourhoods in Gaza and improve household health awareness  | -                          | 750,000                   | -                  | 0%         | 750,000                 | -                        | Gaza      | High              |
| <a href="#">OPT-09/WS/24076/R/776</a>              | UNDP              | Rehabilitation and construction of water Tanks in the Gaza Strip  | -                          | 545,700                   | -                  | 0%         | 545,700                 | -                        | Gaza      | Medium            |
| <a href="#">OPT-09/WS/24077/R/7039</a>             | UN-HABITAT        | Emergency rehabilitation of Namar water well (q/40) in Jabalia.   | -                          | -                         | 335,000            | 0%         | -335,000                | -                        | Gaza      | Medium            |
| <a href="#">OPT-09/WS/24078/R/124</a>              | UNICEF            | Re-establish water and sanitation services in non-UNWRA schools, kindergartens and family centres in Gaza strip   | -                          | 1,600,000                 | 437,005            | 27%        | 1,162,995               | -                        | Gaza      | High              |
| <a href="#">OPT-09/WS/24079/R/124</a>              | UNICEF            | To monitor water quality (both from groundwater wells and network) in conflict affected areas of the Gaza Strip and to provide information on water quality issues through hygiene education. | -                          | 160,000                   | -                  | 0%         | 160,000                 | -                        | Gaza      | High              |
| <a href="#">OPT-09/WS/24080/R/8750</a>             | CHF International | Provision of potable water for Tal El Hawa neighbourhood  | -                          | 404,361                   | -                  | 0%         | 404,361                 | -                        | Gaza      | Medium            |
| <a href="#">OPT-09/WS/24081/R/8750</a>             | CHF International | Water Storage Rehabilitation Project  | -                          | 645,768                   | -                  | 0%         | 645,768                 | -                        | Gaza      | High              |
| <a href="#">OPT-09/WS/24656/R/6849</a>             | ACPP              | Emergency response to the water scarcity in Bethlehem communities   | -                          | 219,600                   | -                  | 0%         | 219,600                 | -                        | West Bank | High              |
| <a href="#">OPT-09/WS/24664/R/5328</a>             | Danchurchaid      | Provision of water, sanitation, and hygiene promotion to vulnerable IDP:s   | -                          | 109,627                   | -                  | 0%         | 109,627                 | -                        | Gaza      | High              |
| <a href="#">OPT-09/WS/24665/R/12729</a>            | HWE               | Development and improvement of water and Wastewater networks in the North area of the West Bank   | -                          | 509,000                   | -                  | 0%         | 509,000                 | -                        | West Bank | Medium            |
| <a href="#">OPT-09/WS/24666/R/12729</a>            | HWE               | Provision of Safe Water Supplies for Communities in Rural Areas   | -                          | 420,000                   | -                  | 0%         | 420,000                 | -                        | Gaza      | High              |
| <a href="#">OPT-09/WS/24668/R/5861</a>             | IRD               | Emergency refurbishment and upgrades to targeted water supply system components in the Gaza Strip   | -                          | 669,600                   | -                  | 0%         | 669,600                 | -                        | Gaza      | High              |
| <a href="#">OPT-09/WS/24669/R/124</a>              | UNICEF            | Brackish Water Desalination Plant-Rafah   | -                          | 500,000                   | -                  | 0%         | 500,000                 | -                        | Gaza      | High              |
| <b>Sub total for Water, Sanitation and Hygiene</b> |                   |   | <b>17,641,953</b>          | <b>31,520,412</b>         | <b>8,656,373</b>   | <b>27%</b> | <b>22,864,039</b>       | <b>-</b>                 |           |                   |
| <b>Grand Total</b>                                 |                   |   | <b>462,309,537</b>         | <b>803,250,613</b>        | <b>411,547,426</b> | <b>51%</b> | <b>391,703,187</b>      | <b>8,669,689</b>         |           |                   |

**Table VI: Total Funding per Donor (to projects listed in the Appeal)**

Consolidated Appeal for occupied Palestinian territory 2009

as of 19 June 2009

<http://www.reliefweb.int/fts>

Compiled by OCHA on the basis of information provided by donors and appealing organisations

| Donor   | Funding            | % of Grand Total | Uncommitted Pledges |
|---|--------------------|------------------|---------------------|
| Values in US\$                                  |                    |                  |                     |
| United States                                   | 63,658,544         | 15.5 %           | -                   |
| Private (individuals & organisations)           | 45,982,088         | 11.2 %           | -                   |
| European Commission (ECHO)                      | 41,254,887         | 10.0 %           | 650,000             |
| Carry-over (donors not specified)               | 36,146,050         | 8.8 %            | -                   |
| Kuwait  | 34,000,000         | 8.3 %            | -                   |
| Saudi Arabia                                    | 18,632,088         | 4.5 %            | 1,273,200           |
| European Commission                             | 17,687,075         | 4.3 %            | -                   |
| United Kingdom                                  | 15,640,911         | 3.8 %            | 1,088,652           |
| Canada  | 12,774,969         | 3.1 %            | -                   |
| Qatar   | 12,237,500         | 3.0 %            | 5,000,000           |
| Sweden  | 12,060,708         | 2.9 %            | 599,520             |
| Japan   | 10,772,762         | 2.6 %            | -                   |
| Spain   | 9,564,179          | 2.3 %            | -                   |
| Central Emergency Response Fund (CERF)          | 9,409,055          | 2.3 %            | -                   |
| Russian Federation                              | 7,300,000          | 1.8 %            | -                   |
| France  | 6,866,077          | 1.7 %            | -                   |
| Belgium   | 6,857,822          | 1.7 %            | -                   |
| Denmark   | 5,319,488          | 1.3 %            | -                   |
| Italy   | 5,291,401          | 1.3 %            | -                   |
| Norway  | 4,868,074          | 1.2 %            | -                   |
| Germany   | 4,537,750          | 1.1 %            | -                   |
| Allocations of unearmarked funds by UN agencies | 4,154,008          | 1.0 %            | -                   |
| Australia                                       | 3,968,345          | 1.0 %            | -                   |
| Austria   | 3,401,361          | 0.8 %            | -                   |
| Netherlands                                     | 3,384,238          | 0.8 %            | -                   |
| Others  | 15,778,046         | 3.8 %            | 58,317              |
| <b>Grand Total</b>                              | <b>411,547,426</b> | <b>100.0 %</b>   | <b>8,669,689</b>    |

NOTE: "Funding" means Contributions + Commitments + Carry-over

**Pledge:** a non-binding announcement of an intended contribution or allocation by the donor. ("Uncommitted pledge" on these tables indicates the balance of original pledges not yet committed).

**Commitment:** creation of a legal, contractual obligation between the donor and recipient entity, specifying the amount to be contributed.

**Contribution:** the actual payment of funds or transfer of in-kind goods from the donor to the recipient entity.

The list of projects and the figures for their funding requirements in this document are a snapshot as of 19 June 2009. For continuously updated information on projects, funding requirements, and contributions to date, visit the Financial Tracking Service ([www.reliefweb.int/fts](http://www.reliefweb.int/fts)).

**Table VII: Total Humanitarian Assistance per Donor (Appeal plus other\*)**

occupied Palestinian territory 2009  
as of 19 June 2009  
<http://www.reliefweb.int/fts>

Compiled by OCHA on the basis of information provided by donors and appealing organisations

| Donor   | Funding            | % of Grand Total | Uncommitted Pledges |
|---|--------------------|------------------|---------------------|
| Values in US\$                                  |                    |                  |                     |
| Private (individuals & organisations)           | 75,878,683         | 14.2 %           | -                   |
| United States                                   | 70,192,986         | 13.2 %           | -                   |
| European Commission (ECHO)                      | 59,919,860         | 11.2 %           | 17,946,137          |
| Carry-over (donors not specified)               | 36,146,050         | 6.8 %            | -                   |
| Kuwait  | 34,000,000         | 6.4 %            | -                   |
| Saudi Arabia                                    | 25,582,088         | 4.8 %            | 1,273,200           |
| United Kingdom                                  | 24,612,147         | 4.6 %            | 16,133,079          |
| European Commission                             | 17,687,075         | 3.3 %            | -                   |
| Norway  | 13,627,022         | 2.6 %            | -                   |
| Canada  | 13,595,314         | 2.6 %            | -                   |
| Spain   | 12,408,472         | 2.3 %            | -                   |
| Qatar   | 12,237,500         | 2.3 %            | 5,000,000           |
| Switzerland                                     | 12,169,681         | 2.3 %            | 58,317              |
| Sweden  | 12,060,708         | 2.3 %            | 599,520             |
| Japan   | 10,772,762         | 2.0 %            | -                   |
| France  | 10,076,118         | 1.9 %            | -                   |
| Russian Federation                              | 9,960,000          | 1.9 %            | -                   |
| Germany   | 9,526,473          | 1.8 %            | -                   |
| Central Emergency Response Fund (CERF)          | 9,409,055          | 1.8 %            | -                   |
| Denmark   | 8,966,889          | 1.7 %            | -                   |
| Australia                                       | 7,302,392          | 1.4 %            | -                   |
| Belgium   | 6,857,822          | 1.3 %            | -                   |
| Italy   | 6,529,554          | 1.2 %            | -                   |
| Netherlands                                     | 5,050,905          | 0.9 %            | -                   |
| Allocations of unearmarked funds by UN agencies | 4,154,008          | 0.8 %            | -                   |
| Others  | 24,333,224         | 4.6 %            | 2,000,000           |
| <b>Grand Total</b>                              | <b>533,056,788</b> | <b>100 %</b>     | <b>43,010,253</b>   |

NOTE: "Funding" means Contributions + Commitments + Carry-over

**Pledge:** a non-binding announcement of an intended contribution or allocation by the donor. ("Uncommitted pledge" on these tables indicates the balance of original pledges not yet committed).

**Commitment:** creation of a legal, contractual obligation between the donor and recipient entity, specifying the amount to be contributed.

**Contribution:** the actual payment of funds or transfer of in-kind goods from the donor to the recipient entity.

\* Includes contributions to the Consolidated Appeal and additional contributions outside of the Consolidated Appeal Process (bilateral, Red Cross, etc.)

The list of projects and the figures for their funding requirements in this document are a snapshot as of 19 June 2009. For continuously updated information on projects, funding requirements, and contributions to date, visit the Financial Tracking Service ([www.reliefweb.int/fts](http://www.reliefweb.int/fts)).

**Table VIII: List of Commitments/Contributions and Pledges to Projects not Listed in the Appeal**

Other Humanitarian Funding to occupied Palestinian territory 2009

as of 19 June 2009

<http://www.reliefweb.int/fts>

Compiled by OCHA on the basis of information provided by donors and appealing organisations.

Page 1 of 8

| Donor                             | Appealing Organisation             | Description   | Funding   | Uncommitted Pledges |
|-----------------------------------|------------------------------------|---|-----------|---------------------|
| Values in US\$                    |                                    |   |           |                     |
| Abu Dhabi Tourism Authority       | UAERC                              | GAZA CRISIS: Special campaign - Reach Out to them - to help alleviate the sufferings of the people of Gaza  | 272,480   | -                   |
| Action by Churches Together (ACT) | Bilateral (to affected government) | GAZA CRISIS: in kind - Food, medicine, blankets   | -         | -                   |
| Algeria                           | Bilateral (to affected government) | GAZA CRISIS: medical air bridge, medicines, blood, essential foodstuffs   | -         | -                   |
| American Red Cross                | ICRC                               | GAZA CRISIS: Medical support, hospital supplies, relief distributions.  | 250,000   | -                   |
| Americares                        | Bilateral (to affected government) | GAZA CRISIS: in kind - medical aid including antibiotics, surgical supplies, pain medicines and other basic supplies  | 2,600,000 | -                   |
| Argentina                         | Bilateral (to affected government) | GAZA CRISIS: in kind - 12 tonnes of medicines, medical supplies, food stuff and other basic needs; medical team ( 15-25 January 2009)   | -         | -                   |
| Australia                         | Australia RC                       | GAZA CRISIS: Improving access to safe water for up to 50,000 families through the provision of hygiene kits, water purification supplies and the deployment of water treatment units and jerry cans   | 208,768   | -                   |
| Australia                         | CARE Australia                     | GAZA CRISIS: Will provide basic medical assistance, NFIs such as building materials, cooking equipment, blankets, winter clothes and hygiene kits, and increased access to safe water supplies by deploying water trucks and repairing water pumping stations | 295,755   | -                   |
| Australia                         | ICRC                               | GAZA CRISIS: funds for medical and necessary supplies   | 1,043,841 | -                   |
| Australia                         | SC                                 | GAZA CRISIS: Emergency response on improving the health of mothers, newborns and children in hospitals, health care centres and shelters in the north and south of Gaza, as well as Gaza City   | 295,755   | -                   |
| Australia                         | UN Agencies                        | GAZA CRISIS: To replenish food and emergency stores   | 1,194,173 | -                   |
| Australia                         | World Vision Australia             | GAZA CRISIS: Immediate food and hygiene needs of 2,150 vulnerable families that have been affected by the recent conflict in Gaza   | 295,755   | -                   |
| Austria                           | ICRC                               | GAZA CRISIS: Emergency assistance to the Palestinian population victim of the conflict in Gaza, support to the ICRC 2009 appeal for Israel and the Occupied and Autonomous Territories  | 393,701   | -                   |
| Belgium                           | Bilateral (to affected government) | GAZA CRISIS: Medical care for six palestinian victims from Gaza   | -         | -                   |
| Brazil                            | Bilateral (to affected government) | GAZA CRISIS: in kind - 14 tons of food, medicine  | -         | -                   |
| British Red Cross Society         | BRCS                               | GAZA CRISIS: For urgent need for medical supplies and medical equipment, emergency shelter and household items to alleviate the suffering of this escalating humanitarian crisis  | 109,649   | -                   |
| Canada                            | ICRC                               | GAZA CRISIS: Provide food, essential water and sanitation services to 400,000 Palestinians in Gaza  | 820,345   | -                   |
| CARE International                | CARE International                 | GAZA CRISIS: in kind - pharmaceuticals and medical disposables  | 20,000    | -                   |
| CARITAS                           | CARITAS                            | GAZA CRISIS: emergency aid to Palestinian people in Gaza  | 64,767    | -                   |
| China                             | Bilateral (to affected government) | GAZA CRISIS: Emergency humanitarian aid   | -         | 1,000,000           |
| Czech Republic                    | Caritas Jerusalem                  | Post-conflict recovery: health sector, water and waste water management, SMEs (UV 209/2009)   | 262,467   | -                   |
| Czech Republic                    | PEGASE                             | Post-conflict recovery: health sector, water and waste water management, SMEs (UV 209/2009)   | 262,467   | -                   |

The list of projects and the figures for their funding requirements in this document are a snapshot as of 19 June 2009. For continuously updated information on projects, funding requirements, and contributions to date, visit the Financial Tracking Service ([www.reliefweb.int/fts](http://www.reliefweb.int/fts)).

**Table VIII: List of Commitments/Contributions and Pledges to Projects not Listed in the Appeal**

Other Humanitarian Funding to occupied Palestinian territory 2009

as of 19 June 2009

<http://www.reliefweb.int/fts>

Compiled by OCHA on the basis of information provided by donors and appealing organisations.

Page 2 of 8

| Donor<br><small>Values in US\$</small>      | Appealing Organisation             | Description  | Funding   | Uncommitted Pledges |
|---|------------------------------------|--|-----------|---------------------|
| Denmark                                     | Danchurchaid                       | GAZA CRISIS: Food and household items - Immediate relief for the most vulnerable war-affected families in Jabaila, Gaza (46.H.7-2-159)   | 526,668   | -                   |
| Denmark                                     | Danchurchaid                       | Health and Medical (46.H.1.)   | 352,231   | -                   |
| Denmark                                     | Danish RC                          | GAZA CRISIS: Psychosocial support for the population in Gaza (46.H.7-1-171)  | 671,691   | -                   |
| Denmark                                     | Danish RC                          | GAZA CRISIS: Psychosocial support for the population in Gaza (46.H.7-1-171.)   | 1,228,766 | -                   |
| Denmark                                     | ICRC                               | Human Rights (46.H.1.)   | 704,462   | -                   |
| Denmark                                     | NGOs                               | GAZA CRISIS: To support the work of Danish NGOs in getting the much needed help to the distressed population (provision of relief items, shelters and support to children and other vulnerable groups) [remaining uncommitted from orig pledge of additional DKK 10mn] | 163,583   | -                   |
| Doctors Worldwide                           | DWW                                | GAZA CRISIS: in kind - 43 tonnes of medicine and medical supplies  | -         | -                   |
| Dubai Cares (UAE)                           | Bilateral (to affected government) | GAZA CRISIS: 50,000 school kits and 50,000 child hygiene kits  | 1,500,000 | -                   |
| Egyptian Red Crescent                       | PRCS                               | GAZA CRISIS: in-kind - 40 tons of flour, 20 tons of rice, medical supplies   | -         | -                   |
| European Commission Humanitarian Aid Office | CARE Austria                       | Community based Health and Hygiene Assistance in Palestine (COHHAP) (ECHO/-ME/BUD/2009/01020)  | 2,569,170 | -                   |
| European Commission Humanitarian Aid Office | CARE Austria                       | Emergency food assistance for households and farmers in West Bank and Gaza affected by the protracted crisis and severe weather conditions (ECHO/-ME/BUD/2009/01019)   | 2,208,223 | -                   |
| European Commission Humanitarian Aid Office | CARE Austria                       | Gaza Fresh Food Assistance Project - Phase 3 (ECHO/-ME/BUD/2009/01022)   | 2,652,520 | -                   |
| European Commission Humanitarian Aid Office | GCIDS                              | Emergency water supply for Palestinian community in Occupied Palestinian Territories, West Bank (ECHO/-ME/BUD/2009/01005)  | 511,509   | -                   |
| European Commission Humanitarian Aid Office | ICRC                               | ICRC economic security and family-links activities (ECHO/-ME/BUD/2009/01014)   | 5,928,854 | -                   |
| European Commission Humanitarian Aid Office | IRD                                | GAZA CRISIS:Emergency intervention in Gaza Strip [ECHO/PSE/BUD/2009/01001]   | 572,246   | -                   |
| European Commission Humanitarian Aid Office | Johanniter Unfallhilfe e.V.        | Eye Care Services in the Westbank and Gaza (ECHO/-ME/BUD/2009/01013)   | 592,885   | -                   |
| European Commission Humanitarian Aid Office | MERLIN                             | Improving the overall health of the affected Palestinian populations in the West Bank (part of ECHO/-ME/BUD/2009/01012-Euro 800,000)   | 612,622   | -                   |
| European Commission Humanitarian Aid Office | OXFAM Belgium                      | Enhancing food security and strengthening resilience for vulnerable rural households in the West Bank (oPT). (ECHO/-ME/BUD/2009/01028)   | 464,191   | -                   |
| European Commission Humanitarian Aid Office | RI                                 | GAZA CRISIS: Provision of assistance to cover essential needs of vulnerable groups in Northern Gaza Strip (ECHO/PSE/BUD/2009/01005)  | 286,123   | -                   |
| European Commission Humanitarian Aid Office | SC - Netherlands                   | Cash for work for Improved Livelihoods for Vulnerable and poor Households in the West Bank and Gaza (ECHO/-ME/BUD/2009/01006)  | 1,406,650 | -                   |
| European Commission Humanitarian Aid Office | SC - Netherlands                   | GAZA CRISIS:Emergency Assistance to conflict-affected Families in Gaza (ECHO/PSE/BUD/2009/01006)   | 196,850   | -                   |
| European Commission Humanitarian Aid Office | SCD-RB                             | Post-trauma Rehabilitation of Palestinian Ex-detainee Children in the West Bank (ECHO/-ME/BUD/2009/01026)  | 663,130   | -                   |
| European Commission Humanitarian Aid Office | UN Agencies, NGOs and Red Cross    | GAZA CRISIS: Humanitarian actions for the most vulnerable populations victims of the Israeli-Palestinian conflict in the Middle East [ECHO/-ME/BUD/2009/01000-unallocated balance of orig pledge of Euro 52 mn]  | -         | 17,296,137          |
| Finland                                     | Finland RC                         | GAZA CRISIS: ICRC Emergency Appeal   | 715,308   | -                   |

The list of projects and the figures for their funding requirements in this document are a snapshot as of 19 June 2009. For continuously updated information on projects, funding requirements, and contributions to date, visit the Financial Tracking Service ([www.reliefweb.int/fts](http://www.reliefweb.int/fts)).

**Table VIII: List of Commitments/Contributions and Pledges to Projects not Listed in the Appeal**

Other Humanitarian Funding to occupied Palestinian territory 2009

as of 19 June 2009

<http://www.reliefweb.int/fts>

Compiled by OCHA on the basis of information provided by donors and appealing organisations.

Page 3 of 8

| Donor  | Appealing Organisation             | Description   | Funding   | Uncommitted Pledges |
|--|------------------------------------|---|-----------|---------------------|
| Values in US\$   |                                    |   |           |                     |
| France   | Bilateral (to affected government) | GAZA CRISIS: acheminement de mdicaments et dune quipe mdicale Gaza  | 1,104,584 | -                   |
| France   | Bilateral (to affected government) | GAZA CRISIS: acheminement dune aide en nature: couvertures (6060), groupes lectrognes (20), jerrycan pliable (5000), bches 6x10 (2000), cantines mdicaments (30), pastilles purification (50 000), postes filtration eau (14)           | 480,278   | -                   |
| France   | Bilateral (to affected government) | GAZA CRISIS: in kind - 54 tonnes : viande hallal, farine, petit matriel mdical, vtements (don rgion provence alpes cote d'azur).  | 266,094   | -                   |
| France   | FRC                                | GAZA CRISIS: apporter une aide mdicale et alimentaire via le territoire egyptien  | 357,654   | -                   |
| France   | ICRC                               | GAZA CRISIS: soutien financier aux oprations du CICR Gaza   | 214,592   | -                   |
| France   | PMRS                               | GAZA CRISIS: fourniture d'une aide mdicale aux victimes des combats   | 429,185   | -                   |
| France   | Secours Islamique                  | GAZA CRISIS: Aide alimentaire et aide mdicale   | 357,654   | -                   |
| Germany  | Care Germany                       | GAZA CRISIS: rehabilitation of houses, indemnification of water supply (VN05 321.50 PSE 05/09)  | 281,813   | -                   |
| Germany  | Caritas Germany                    | GAZA CRISIS: Sanitation assistance for 2000 families (VN05 321.50 PSE 07/09)  | 153,806   | -                   |
| Germany  | German RC                          | GAZA CRISIS: Medical emergency aid (VN05 321.50 PSE 04/09)  | 1,159,871 | -                   |
| Germany  | ICRC                               | GAZA CRISIS: Humanitarian aid focusing on support for hospitals in the Gaza Strip and on evacuation the most seriously injured (VN05 321.50 PSE 02/09)  | 2,861,230 | -                   |
| Germany  | Medico Intl.                       | GAZA CRISIS: Provision of basic medical assistance and distribution of non-food-items in Gaza strip (VN05 321.50 PSE 08/09)   | 272,054   | -                   |
| Germany  | WVI (Germany)                      | GAZA CRISIS: supply of hygiene kits and food in Beit Lahia (Noth Gaza) Rafah (South Gaza) [VN05 321.50 PSE 06/09]   | 259,949   | -                   |
| GlobalMedic  | GlobalMedic                        | GAZA CRISIS: in kind - establishing water distribution points in affected areas of Gaza with capacity to provide 1,000 civilians everyday; distribution of 10 million aquatabs and sachets of Oral Rehydration Salts to medical centres | -         | -                   |
| Greece   | Bilateral (to affected government) | GAZA CRISIS: Emergency Humanitarian (food, medicines, pharmaceuticals etc.)to the population affected by the crisis in the Gaza Strip   | 407,094   | -                   |
| Greece   | Bilateral (to affected government) | GAZA CRISIS: in kind - 110 tons of aid (food-mainly flour, olive oil and pulses; medicine and medical supplies)   | 353,491   | -                   |
| Greece   | Bilateral (to affected government) | GAZA CRISIS: in kind - medicines and pharmaceuticals  | 154,403   | -                   |
| Greece   | Bilateral (to affected government) | GAZA CRISIS: in kind - medicines, pharmaceuticals, food aid (flour, rice, sugar, water)   | 126,373   | -                   |
| Greece   | Bilateral (to affected government) | GAZA CRISIS: in kind - Medicines, Pharmaceuticals, Serum, Blood Plasma  | 402,725   | -                   |
| Greece   | Heart Doctors                      | GAZA CRISIS: in kind - medicines and pharmaceuticals  | 28,612    | -                   |
| Greece   | Heart Doctors                      | GAZA CRISIS: in kind - Medicines, Pharmaceuticals, Serum, Blood Plasma  | 71,531    | -                   |
| Greece   | RC/Greece                          | GAZA CRISIS: in kind - Medicines, Pharmaceuticals, Serum, Blood Plasma  | 71,731    | -                   |
| Human Concern International                                      | HCI                                | GAZA CRISIS: for immediate relief - food, clean water, electricity and fuel   | 100,000   | -                   |
| Indonesia  | Bilateral (to affected government) | GAZA CRISIS: medical assistance to help Palestinians cope with the conflice   | 181,000   | -                   |
| International Federation of Red Cross and Red Crescent Societies | Egyptian RC                        | GAZA CRISIS: emergency assistance to people from Gaza (shelter, care, assistance and psychological support)[1st DREF allocation]  | 334,608   | -                   |
| International Federation of Red Cross and Red Crescent Societies | Egyptian RC                        | GAZA CRISIS: emergency assistance to people from Gaza (shelter, care, assistance and psychological support)[2nd DREF allocation]  | 95,602    | -                   |

The list of projects and the figures for their funding requirements in this document are a snapshot as of 19 June 2009. For continuously updated information on projects, funding requirements, and contributions to date, visit the Financial Tracking Service ([www.reliefweb.int/fts](http://www.reliefweb.int/fts)).

**Table VIII: List of Commitments/Contributions and Pledges to Projects not Listed in the Appeal**

Other Humanitarian Funding to occupied Palestinian territory 2009

as of 19 June 2009

<http://www.reliefweb.int/fts>

Compiled by OCHA on the basis of information provided by donors and appealing organisations.

Page 4 of 8

| Donor                           | Appealing Organisation             | Description   | Funding   | Uncommitted Pledges |
|---------------------------------|------------------------------------|---|-----------|---------------------|
| Values in US\$                  |                                    |   |           |                     |
| International Rescue Committee  | Bilateral (to affected government) | GAZA CRISIS: in kind - urgently needed supplies to hospitals and other centers providing humanitarian aid to civilians in Gaza; emergency aid specialist  | -         | -                   |
| Iran                            | Bilateral (to affected government) | GAZA CRISIS: in kind - two air-loads (each with 25 tons of sugar, rice and canned food); one shipload (1,000 tons flour, 700 tons rice, 200 tons sugar, 45 tons grains, 5 tons medicines and cooking oil)   | -         | -                   |
| Ireland                         | DPC                                | To facilitate a week long visit of the combatants for peace group to the Donegal Peace Centre in April 2009 (DPC 09 01)   | 56,349    | -                   |
| Ireland Red Cross               | ICRC                               | GAZA CRISIS: purchase and supply of much needed emergency medical supplies in Gaza  | 42,918    | -                   |
| Islamic Development Bank        | Bilateral (to affected government) | GAZA CRISIS: in kind - medicines, food stuffs and medical equipments (funds from Aqsa Fund managed by IDB)  | 5,000,000 | -                   |
| Islamic Development Bank        | IICO                               | GAZA CRISIS: Medical relief, rehabilitation and medication for wounded and handicapped Palestinians in Gaza (from Al Aqsa Fund managed by IDB)  | 5,000,000 | -                   |
| Islamic Relief                  | IR                                 | GAZA CRISIS: in kind - five trucks of urgent medical supplies (syringes, disposable surgical gloves, oral tubes, bandages) to hospitals in Gaza   | 132,104   | -                   |
| Italy                           | Bilateral (to affected government) | GAZA CRISIS: in kind - Emergency kit diarrhoea diseases (2), emergency health kit without malaria module (29), emergency kit trauma profile+support kit (1+1), generator diesel (9), ater purification unit (2), blankets (5500), high energy biscuit (1440 kg), clothes.     | 321,888   | -                   |
| Italy                           | Bilateral (to affected government) | GAZA CRISIS: in kind - sugar, wheat, biscuits, canned food, health and medical equipment, beds  | 437,008   | -                   |
| Italy                           | Bilateral (to affected government) | GAZA CRISIS: one emergency humanitarian flight in response to urgent health assistance for 10 children living in Gaza Strip where they will receive paediatric assistance in the hospitals of Tuscany Region  | 50,072    | -                   |
| Italy                           | PRCS                               | GAZA CRISIS: to IFRC in response to urgent humanitarian assistance for the population of Palestinian Territory Occupied facing health and medical emergency, following the Preliminary Emergency Appeal 2009 for Gaza Strip launched by the Palestinian Red Crescent Society. | 429,185   | -                   |
| Jordan                          | Bilateral (to affected government) | GAZA CRISIS: in kind - 26 trucks with foods, medical supplies and blood units; field hospitals (21/12 and 30/12)  | -         | -                   |
| Korea, Republic of              | ICRC                               | GAZA CRISIS: emergency humanitarian aid to Palestinian people in Gaza   | 300,000   | -                   |
| Kuwait                          | RCS/Kuwait                         | GAZA CRISIS: in kind - humanitarian relief supplies   | -         | -                   |
| Lebanon                         | Bilateral (to affected government) | GAZA CRISIS: in-kind 19.5 tons of medical equipment and 500 kilos of blankets for Gaza hospitals  | -         | -                   |
| Lebanon                         | Various                            | GAZA CRISIS: Gaza aid relief  | -         | 1,000,000           |
| Libya                           | Bilateral (to affected government) | GAZA CRISIS: in kind - 20 tons of medicine, medical equipment, three fully equipped ambulances and a mobile operating room  | -         | -                   |
| Libya                           | Bilateral (to affected government) | GAZA CRISIS: in kind - 200 tonnes of food stuff   | -         | -                   |
| LIFE for Relief and Development | LIFE                               | GAZA CRISIS: Food, hygiene kits, first aid supplies and other relief items.   | -         | -                   |
| Luxembourg                      | CARITAS                            | GAZA CRISIS: Provision of medical supplies, medical treatment, food aid, NFIs   | 71,531    | -                   |
| Luxembourg                      | ICRC                               | GAZA CRISIS: Humanitarian aid, medical treatment and supplies, etc.   | 715,308   | -                   |
| Luxembourg                      | PMRS                               | GAZA CRISIS: cash contribution for the local purchase of an ambulance   | 85,837    | -                   |
| Mercy Malaysia                  | Bilateral (to affected government) | GAZA CRISIS: in kind - 2 trucks of medicines, medical supplies, medical equipments and surgical sets  | 400,000   | -                   |

The list of projects and the figures for their funding requirements in this document are a snapshot as of 19 June 2009. For continuously updated information on projects, funding requirements, and contributions to date, visit the Financial Tracking Service ([www.reliefweb.int/fts](http://www.reliefweb.int/fts)).

**Table VIII: List of Commitments/Contributions and Pledges to Projects not Listed in the Appeal**

Other Humanitarian Funding to occupied Palestinian territory 2009  
as of 19 June 2009  
<http://www.reliefweb.int/fts>

Compiled by OCHA on the basis of information provided by donors and appealing organisations.

Page 5 of 8

| Donor  | Appealing Organisation             | Description  | Funding   | Uncommitted Pledges |
|--|------------------------------------|--|-----------|---------------------|
| Values in US\$   |                                    |  |           |                     |
| Mohammed bin Rashid Charity and Humanitarian Establishment | MBRCHE                             | GAZA CRISIS: in kind - distribution of milk among 30,000 malnourished Gazan children; food parcels among a large number of people in Gaza  | -         | -                   |
| Mohammed bin Rashid Charity and Humanitarian Establishment | MBRCHE                             | GAZA CRISIS: To provide immediate assistance to Palestinian victims of conflict; provide basic food for children and elders  | 5,449,591 | -                   |
| Monaco   | ICRC                               | GAZA CRISIS: ICRC Emergency Appeal in favour of affected population  | 100,143   | -                   |
| Monaco   | Monaco RC                          | GAZA CRISIS: ICRC Emergency Appeal in favour of affected population  | 38,363    | -                   |
| Monaco   | NGOs                               | GAZA CRISIS: Support to hospital in Betlehem and purchase of medicines, nutrition kits and beddings  | 38,363    | -                   |
| Morocco  | Bilateral (to affected government) | GAZA CRISIS: in kind - 90 tons of food, pharmaceuticals, medical products and blankets   | -         | -                   |
| Netherlands  | ICRC                               | GAZA CRISIS: Food, medicines and blankets  | 1,430,615 | -                   |
| Netherlands  | OXFAM Netherlands (NOVIB)          | GAZA CRISIS: Documentation of Human Rights Violations during Gaza attack 27/12/2008-18/1/2009. PCHR expects to conduct thousands of field visits (5 - 10 thousand) to document the violations against 15000 - 20000 victims. This will be translated into a similar number of files, testimonies, and affidavits. The documentation process is expected to last for 2 months, with reporting over an additional 4 months, and legal action extending beyond that (PAL-501843-0007675)  | 71,531    | -                   |
| Netherlands  | OXFAM Netherlands (NOVIB)          | GAZA CRISIS: During the crisis, PMRS staff mainly focused on primary health care and emergency response, and depending on the situation, have tried to also provide psychosocial and rehabilitation care in the 4 PMRS clinics located in Jabalia (Jabalia Haider Abd Alshafi clinic), Beit Lahia (Umm Alnaser clinic), Beit Hanun (Ezbet Beit Hanun clinic), and Khan Younis (Abu T'Ama clinic). The Jabalia clinic in particular has been functioning as an emergency clinic, with additional shifts. Oxfam Novib supported medication; ambulance drivers and nurses. PMRS was also able to distribute assistive devices to hospitals in Gaza during the first few days of the crisis using the stock of medical and assistive devices purchased through Oxfam International funds in 2008 (PAL501830-A) | 143,062   | -                   |
| Netherlands  | OXFAM Netherlands (NOVIB)          | GAZA CRISIS: Human rights campaign against the targeting of civilians in the current conflict in Gaza, launched by a coalition of 11 human rights NGOs in Israel. The aim was to provide alternative information and messages to those supplied by the Israeli media, while emphasizing the severe impact that the fighting had on both Palestinian and Israeli civilians and acting as a conduit of credible and up-to-date information about human rights violations in Gaza and in Israel (MMEX-503001-7104-3)  | 21,459    | -                   |
| New Zealand  | ICRC                               | GAZA CRISIS: Provide urgently needed medical supplies and safe drinking water to the civilian population of Gaza and to care for those affected by the conflict  | 583,431   | -                   |
| New Zealand Red Cross                                      | New Zealand RC                     | GAZA CRISIS: To provide water, food, medical equipment and emergency shelter   | 43,757    | -                   |

The list of projects and the figures for their funding requirements in this document are a snapshot as of 19 June 2009. For continuously updated information on projects, funding requirements, and contributions to date, visit the Financial Tracking Service ([www.reliefweb.int/fts](http://www.reliefweb.int/fts)).



**Table VIII: List of Commitments/Contributions and Pledges to Projects not Listed in the Appeal**

Other Humanitarian Funding to occupied Palestinian territory 2009

as of 19 June 2009

<http://www.reliefweb.int/fts>

Compiled by OCHA on the basis of information provided by donors and appealing organisations.

Page 6 of 8

| Donor                                   | Appealing Organisation             | Description  | Funding   | Uncommitted Pledges |
|---|------------------------------------|--|-----------|---------------------|
| Values in US\$                          |                                    |  |           |                     |
| Norway                                  | NCA                                | GAZA CRISIS: PAL-09/007/NCA Gaza Emergency response  | 446,429   | -                   |
| Norway                                  | NORWAC                             | GAZA CRISIS: PAL-09/008/NORWAC Gaza Emergency - Material relief assistance and services  | 744,048   | -                   |
| Norway                                  | Norway RC                          | GAZA CRISIS: PAL-09/005/ICRC Appeal  | 744,048   | -                   |
| Norway                                  | NPA                                | PAL-09/031/Material relief assistance and services   | 3,342,957 | -                   |
| Norway                                  | Palestinakomiteen i Norge          | PAL-09/016/Midwifery Care Project  | 578,871   | -                   |
| Norway                                  | SC - Norway                        | GAZA CRISIS: PAL-09/014/Gaza emergency   | 332,851   | -                   |
| Norway                                  | SC - Norway                        | PAL-09/022/Save the Children's Primary education activities in OPT 2009  | 411,160   | -                   |
| Norway                                  | UN Agencies, NGOs and Red Cross    | GAZA CRISIS: Medicine, food and other emergency aid through the UN, Red Cross family and Norwegian humanitarian organizations (additional pledge of 20 million NOK-uncommitted balance)  | 2,158,584 | -                   |
| Oman                                    | Bilateral (to affected government) | GAZA CRISIS: in kind - 2 cargo planes of medicine, food, power generators for hospitals  | -         | -                   |
| Oman Charitable Organisation            | Bilateral (to affected government) | GAZA CRISIS: in kind - 2 cargo planes with 42 tonnes of medicines and special medical equipment; 140 tonnes foodstuff and power generators for hospitals [06-07 Jan 2009]  | -         | -                   |
| OPEC Fund for International Development | IR                                 | GAZA CRISIS: Emergency relief efforts following the crisis   | 1,000,000 | -                   |
| Organisation of the Islamic Conference  | OIC                                | GAZA CRISIS: in kind - 170 tons of medicine, medical equipment and supplies, blankets, children's wear, a power generator to operate and provide lighting for an entire hospital, in addition to other food supplies and children's milk | -         | -                   |
| Organisation of the Islamic Conference  | OIC                                | GAZA CRISIS: in kind - 300 tons of medicine, medical equipment and food supplies   | -         | -                   |
| OXFAM International                     | OXFAM Netherlands (NOVIB)          | GAZA CRISIS: The project covers medical & individual relief assistance to the injured, people with disabilities and chronic disease who have been affected by the violent conflict in Gaza (PAL501830-B)                                 | 265,000   | -                   |
| Pakistan                                | Bilateral (to affected government) | GAZA CRISIS: 10 tons of medicines  | -         | -                   |
| Private (individuals & organisations)   | Aramex                             | GAZA CRISIS: 600 tonnes of aid supplies  | -         | -                   |
| Private (individuals & organisations)   | HCI                                | GAZA CRISIS: in kind - medical aid to respond to the immediate needs of the civilian victims in Gaza   | 1,800,000 | -                   |
| Private (individuals & organisations)   | Muslim Aid                         | GAZA CRISIS: Food packages, blankets, medical supplies, social and psychological care.   | 1,461,988 | -                   |
| Private (individuals & organisations)   | Muslim Aid and GlobalMedic         | GAZA CRISIS: to provide emergency supplies to Gaza to deal with the aftermath of the conflict  | 2,046,784 | -                   |
| Private (individuals & organisations)   | UAERC                              | GAZA CRISIS: urgent contributions in support of the UAE RCA relief operations in Gaza  | 915,531   | -                   |
| Qatar Charity                           | Bilateral (to affected government) | GAZA CRISIS: in kind - 2 trucks of medicines, medical supplies and baby milk powder  | 400,000   | -                   |
| Qatar Charity                           | Bilateral (to affected government) | GAZA CRISIS: in kind - 4 ambulances  | 100,000   | -                   |
| Russian Federation                      | Bilateral (to affected government) | GAZA CRISIS: in kind - 248 pcs of tents (for more than 4,000 persons); 6,500 pcs of blankets; 38.22 mt of food; 4 pcs of mobile power stations (80 kWt); 5 mt of medicines (January 2, 6 and 7, 2009)                                    | 2,660,000 | -                   |
| Saudi Arabia (Kingdom of)               | Bilateral (to affected government) | GAZA CRISIS: 2 air ambulances based in Al Aareesh; 2 cargo plane loads with 20 tons of medicines and medical supplies  | -         | -                   |
| Saudi Arabia (Kingdom of)               | UN-HABITAT                         | GAZA CRISIS: Humanitarian assistance in Gaza (part of US\$7.6 mn)  | 6,950,000 | -                   |
| Save the Children Alliance              | SC Alliance                        | GAZA CRISIS: in kind - food parcels to 641 families nearly 6,000 people in Gaza City   | -         | -                   |

The list of projects and the figures for their funding requirements in this document are a snapshot as of 19 June 2009. For continuously updated information on projects, funding requirements, and contributions to date, visit the Financial Tracking Service ([www.reliefweb.int/fts](http://www.reliefweb.int/fts)).

**Table VIII: List of Commitments/Contributions and Pledges to Projects not Listed in the Appeal**

Other Humanitarian Funding to occupied Palestinian territory 2009  
as of 19 June 2009  
<http://www.reliefweb.int/fts>

Compiled by OCHA on the basis of information provided by donors and appealing organisations.

Page 7 of 8

| Donor                                   | Appealing Organisation             | Description  | Funding   | Uncommitted Pledges |
|---|------------------------------------|--|-----------|---------------------|
| Values in US\$                          |                                    |  |           |                     |
| Sheikh Mohammad Shami Foundation        | ACP                                | To complete installation of street lights along all of the village roads, road shoulders, sidewalks in the West Bank village of Beit Ur Al-Tahta (in partnership with CHF International) | 100,000   | -                   |
| Spain                                   | Bilateral (to affected government) | GAZA CRISIS: in kind - Distribution of family hygienic kits, blankets, nappies, plastic sheeting and mattress.   | 443,491   | -                   |
| Spain                                   | Bilateral (to affected government) | GAZA CRISIS: in kind - distribution of family hygienic kit, blankets and nappies   | 457,797   | -                   |
| Spain                                   | ICRC                               | GAZA CRISIS: distribution of medical supplies  | 1,295,337 | -                   |
| Spain                                   | ICRC                               | GAZA CRISIS: in kind - two vehicles loaded with 50 tons of medicines and hospital items  | -         | -                   |
| Spain                                   | PRCS                               | GAZA CRISIS: Distribution of medical supplies  | 647,668   | -                   |
| Sultan Haji Hassanal Bolkiah Foundation | CPF                                | GAZA CRISIS: humanitarian assistance to conflict-affected population   | 50,000    | -                   |
| Swiss Red Cross                         | Swiss RC                           | GAZA CRISIS: Provide emergency medical supplies to hospitals   | 191,205   | -                   |
| Switzerland                             | CFTA                               | Culture and Free thought Association   | 358,509   | -                   |
| Switzerland                             | GCMHP                              | GAZA CRISIS: GCMHP Program Contr. suppl. credit  | 182,768   | -                   |
| Switzerland                             | ICRC                               | GAZA CRISIS: food provision and medical treatment and evacuation for the injured   | 1,912,046 | -                   |
| Switzerland                             | ICRC                               | IKRK Beitrag Palstina 2009 (1. Tranche)  | 3,445,306 | -                   |
| Switzerland                             | NDO                                | GAZA CRISIS: NDC: Wells Rehab. in the Gaza Strip   | 826,806   | -                   |
| Switzerland                             | OCHA                               | UNOCHA Secondment Reporting Officer  | 110,250   | -                   |
| Switzerland                             | PPC                                | GAZA CRISIS: Program contribution to the Palestinian Counselling Center (PPC)  | 341,300   | -                   |
| Switzerland                             | SDC/SHA                            | GAZA CRISIS: Emergency Relief Gaza Januar 2009, Humanitarian Goods   | 956,023   | -                   |
| Switzerland                             | SDC/SHA                            | GAZA CRISIS: Rehabilitation of Damaged Agricultural Lands in the Gaza Strip  | 425,430   | -                   |
| Switzerland                             | SDC/SHA                            | GAZA CRISIS: SET Gaza Januar 2009  | 191,205   | -                   |
| Switzerland                             | TRC                                | GAZA CRISIS: Treatment and Rehabilitation Centre (TRC) for victims of torture  | 301,147   | -                   |
| Trocaire                                | Caritas Jerusalem                  | GAZA CRISIS: Provide medicines and medical services as well as food, hygiene kits, blankets and cash support to the most vulnerable  | 28,612    | -                   |
| Trocaire                                | MAP                                | GAZA CRISIS: support the coordination, management and distribution of medical stock to hospitals and medical centres throughout Gaza   | 51,502    | -                   |
| Trocaire                                | RHR                                | GAZA CRISIS: Promote the protection of civilians   | 28,612    | -                   |
| Tunisia                                 | Bilateral (to affected government) | GAZA CRISIS: in kind- 16 tons of medicine, foodstuff, blankets and tents dedicated to Palestinians in Gaza   | -         | -                   |
| Turkey                                  | Bilateral (to affected government) | GAZA CRISIS: in kind - 100 tons of flour and rice  | -         | -                   |
| Turkey                                  | Bilateral (to affected government) | GAZA CRISIS: in kind - 13 tonnes of medicine and various medical supplies  | 400,000   | -                   |
| Turkey Red Crescent                     | Bilateral (to affected government) | GAZA CRISIS: in kind - 20 trucks carrying 6,600 parcels of food items; 145 cubic meters of medicine and medical supplies (20-21 January 2009)  | -         | -                   |
| Turkey Red Crescent                     | Bilateral (to affected government) | GAZA CRISIS: in kind - 3,300 parcels of food, 21 tonnes of medical supplies and 5,000 blankets   | -         | -                   |
| Turkey Red Crescent                     | PRCS                               | GAZA CRISIS: in-kind - 11,000 parcels of food, each parcel includes flour, sugar, rice, lentils, chickpeas, tea, oil and dry soup for 200,000 recipients                                 | 314,365   | -                   |
| United Arab Emirates                    | UAERC                              | GAZA CRISIS: in kind - 300 tons of medicines, medical equipment, food and other necessities to help affected populations   | 2,180,000 | -                   |

The list of projects and the figures for their funding requirements in this document are a snapshot as of 19 June 2009. For continuously updated information on projects, funding requirements, and contributions to date, visit the Financial Tracking Service ([www.reliefweb.int/fts](http://www.reliefweb.int/fts)).

**Table VIII: List of Commitments/Contributions and Pledges to Projects not Listed in the Appeal**

Other Humanitarian Funding to occupied Palestinian territory 2009

as of 19 June 2009

<http://www.reliefweb.int/fts>

Compiled by OCHA on the basis of information provided by donors and appealing organisations.

Page 8 of 8

| Donor<br><small>Values in US\$</small> | Appealing Organisation             | Description   | Funding            | Uncommitted Pledges |
|--|------------------------------------|---|--------------------|---------------------|
| United Kingdom                         | ICRC                               | GAZA CRISIS: To support humanitarian assistance in Gaza and protection activities for the civilian population across the Occupied Palestinian Territories   | 6,357,654          | -                   |
| United Kingdom                         | IR                                 | GAZA CRISIS: Non-food items, psychosocial support, house repair, emergency school rehabilitation  | 976,852            | -                   |
| United Kingdom                         | MAG                                | GAZA CRISIS: Tackle risks to the civilian population and humanitarian agencies of unexploded ordnance and mines in Gaza.  | 301,774            | -                   |
| United Kingdom                         | OCHA                               | Support for an Information Officer to work in OCHA for 3 months   | 100,575            | -                   |
| United Kingdom                         | UN                                 | GAZA CRISIS: In-kind contribution and airlift of 3 armoured cars to facilitate safe assessments and relief delivery by UN agencies (including OCHA, WFP and UNRWA) as quickly as possible.  | 790,773            | -                   |
| United Kingdom                         | UN Agencies, NGOs and Red Cross    | GAZA CRISIS: to help rebuild Gaza and to provide humanitarian assistance (unallocated balance of total pledge of GBP 26.8 mn)   | -                  | 15,044,427          |
| United Kingdom                         | Welfare Association                | GAZA CRISIS: Expand health rehabilitation services for disabled people and their families in areas of high need   | 443,608            | -                   |
| United States of America               | Bilateral (to affected government) | GAZA CRISIS: in kind - syringes, tubes, gloves, x-ray film, tape, silk for sutures and bedding for Gaza health care facilities; providing food assistance thru WFP (package of 5 basic foods); 18,000 kg of plastic sheeting to cover broken windows (DFD-O-00-09-00069-00; TRN-C-00-09-00037-00) | 334,442            | -                   |
| United States of America               | CHF International                  | To complete installation of street lights along all of the village roads, road shoulders, sidewalks in the West Bank village of Beit Ur Al-Tahta (in partnership with American Charities for Palestine)   | 200,000            | -                   |
| United States of America               | ICRC                               | GAZA CRISIS: Distribute emergency food assistance, provide medical assistance and temporary shelter, create temporary employment and restore access to electricity and drinkable water for people living in the Gaza Strip  | 6,000,000          | -                   |
| Venezuela                              | Bilateral (to affected government) | GAZA CRISIS: in kind - 12.5 tons of medical items   | -                  | -                   |
| Waatasemu Charity Association          | Bilateral (to affected government) | GAZA CRISIS: in kind - ten trucks loaded with food stuff  | -                  | -                   |
| <b>Grand Total</b>                     |                                    |   | <b>121,509,362</b> | <b>34,340,564</b>   |

NOTE: "Funding" means Contributions + Commitments + Carry-over

**Pledge:** a non-binding announcement of an intended contribution or allocation by the donor. ("Uncommitted pledge" on these tables indicates the balance of original pledges not yet committed).

**Commitment:** creation of a legal, contractual obligation between the donor and recipient entity, specifying the amount to be contributed.

**Contribution:** the actual payment of funds or transfer of in-kind goods from the donor to the recipient entity.

The list of projects and the figures for their funding requirements in this document are a snapshot as of 19 June 2009. For continuously updated information on projects, funding requirements, and contributions to date, visit the Financial Tracking Service ([www.reliefweb.int/fts](http://www.reliefweb.int/fts)).

**Table IX: Summary of Requirements, Commitments/Contributions and Pledges (grouped by IASC standard sector)**  
 Consolidated Appeal for occupied Palestinian territory 2009  
 as of 19 June 2009  
<http://www.reliefweb.int/fts>

Compiled by OCHA on the basis of information provided by donors and appealing organisations

| Sector                                      | Original Requirements | Revised Requirements | Funding            | % Covered  | Unmet Requirements | Uncommitted Pledges |
|---|-----------------------|----------------------|--------------------|------------|--------------------|---------------------|
| Value in US\$                               | A                     | B                    | C                  | C/B        | B-C                | D                   |
| AGRICULTURE                                 | 29,467,994            | 53,857,313           | 18,262,880         | 34%        | 35,594,433         | -                   |
| COORDINATION AND SUPPORT SERVICES           | 15,542,129            | 41,281,728           | 16,651,943         | 40%        | 24,629,785         | 1,157,837           |
| ECONOMIC RECOVERY AND INFRASTRUCTURE        | 132,945,403           | 163,524,759          | 70,744,698         | 43%        | 92,780,061         | -                   |
| EDUCATION                                   | 9,378,173             | 33,914,864           | 12,363,574         | 36%        | 21,551,290         | -                   |
| FOOD  | 204,311,851           | 256,434,668          | 153,586,695        | 60%        | 102,847,973        | -                   |
| HEALTH                                      | 37,907,516            | 82,070,855           | 35,620,241         | 43%        | 46,450,614         | 1,238,652           |
| MINE ACTION                                 | -                     | 3,765,477            | 1,010,482          | 27%        | 2,754,995          | -                   |
| MULTI-SECTOR                                | -                     | 755,682              | -                  | 0%         | 755,682            | -                   |
| PROTECTION/HUMAN RIGHTS/RULE OF LAW         | 13,114,518            | 18,385,667           | 3,482,469          | 19%        | 14,903,198         | -                   |
| SAFETY AND SECURITY OF STAFF AND OPERATIONS | -                     | 1,163,054            | -                  | 0%         | 1,163,054          | -                   |
| SECTOR NOT YET SPECIFIED                    | -                     | -                    | 65,678,151         | 0%         | (65,678,151)       | 6,273,200           |
| SHELTER AND NON-FOOD ITEMS                  | 2,000,000             | 116,576,134          | 25,489,920         | 22%        | 91,086,214         | -                   |
| WATER AND SANITATION                        | 17,641,953            | 31,520,412           | 8,656,373          | 27%        | 22,864,039         | -                   |
| <b>GRAND TOTAL</b>                          | <b>462,309,537</b>    | <b>803,250,613</b>   | <b>411,547,426</b> | <b>51%</b> | <b>391,703,187</b> | <b>8,669,689</b>    |

NOTE: "Funding" means Contributions + Commitments + Carry-over

**Pledge:** a non-binding announcement of an intended contribution or allocation by the donor. ("Uncommitted pledge" on these tables indicates the balance of original pledges not yet committed).

**Commitment:** creation of a legal, contractual obligation between the donor and recipient entity, specifying the amount to be contributed.

**Contribution:** the actual payment of funds or transfer of in-kind goods from the donor to the recipient entity.

The list of projects and the figures for their funding requirements in this document are a snapshot as of 19 June 2009. For continuously updated information on projects, funding requirements, and contributions to date, visit the Financial Tracking Service ([www.reliefweb.int/fts](http://www.reliefweb.int/fts)).

**ANNEX II. ACRONYMS AND ABBREVIATIONS**

|        |  |
|--------|--|
| ACF    | <i>Action Contre la Faim</i> (Action Against Hunger)   |
| ACH    | <i>Acción Contra el Hambre</i> (Action Against Hunger – Spain)                               |
| ACTED  | Agency for Technical Cooperation and Development   |
| AMA    | Agreement on Movement and Access   |
| ARIJ   | Applied Research Institute Jerusalem   |
| AST    | Access Support Team  |
| CAP    | Consolidated Appeal Process  |
| CDS    | Central Drug Store   |
| CFW    | cash-for-work  |
| CHF    | Cooperative Housing Foundation ( <i>original name, now called simply CHF International</i> ) |
| CMWU   | Coastal Municipalities Water Utility   |
| COGAT  | Coordination of Government Activities in the Territories                                     |
| COOPI  | <i>Cooperazione Internazionale</i>   |
| CRS    | Catholic Relief Services   |
| ECD    | early childhood development  |
| EFSA   | Emergency Food Security Assessment   |
| EQA    | Environmental Quality Authority  |
| FA     | Flash Appeal   |
| FAO    | Food and Agriculture Organization  |
| FFT    | food-for-training  |
| FFW    | food-for-work  |
| FTS    | Financial Tracking Service   |
| GERRNA | Gaza Early Recovery and Reconstruction Needs Assessment                                      |
| GIS    | geographic information system  |
| GLUE   | Governance, Livelihoods, Utilities and Environment   |
| GRAD3W | Gaza Response Activity Database  |
| HC     | Humanitarian Coordinator   |
| HCT    | Humanitarian Coordinator Team  |
| HCT    | Humanitarian Country Team  |
| HRF    | Humanitarian Response Fund   |
| IDF    | Israel Defence Forces  |
| IHL    | international humanitarian law   |
| INGO   | international non-governmental organisation  |
| IOM    | International Organization for Migration   |
| IR     | Islamic Relief   |
| IT     | information technology   |
| JHCC   | Joint Humanitarian Coordination Cell   |
| KG     | kindergarten   |
| MCI    | Mercy Corps International  |
| MoEHE  | Ministry of Education and Higher Education   |
| MoH    | Ministry of Health   |
| MTRP   | Medium Term Response Plan  |
| NFI    | non-food item  |
| NGO    | non-governmental organisation  |
| NIS    | Israeli New Shekel   |
| NRC    | Norwegian Refugee Council  |
| OCG    | Operational Cooperation Group  |
| OCHA   | Office for the Coordination of Humanitarian Affairs  |
| OHCHR  | Office of the High Commissioner for Human Rights   |
| oPt    | occupied Palestinian territory   |
| PA     | Palestinian Authority  |
| PCBS   | Palestinian Central Bureau of Statistics   |
| PHC    | primary health care  |
| PHG    | Palestinian Hydrology Group  |
| PLO    | Palestine Liberation Organization  |

|            |  |
|------------|--|
| PNA        | Palestinian National Authority                                       |
| PNERRP     | Palestinian National Early Recovery and Reconstruction Plan for Gaza |
| PRDP       | Palestinian Reform Development Plan                                  |
| PU         | <i>Première Urgence</i>  |
| <br>       |  |
| RAD        | Referral Abroad Department   |
| <br>       |  |
| SC         | Save the Children  |
| SCC        | Swedish Cooperative Centre   |
| SEFSec     | Socio-economic and Food Security Monitoring System                   |
| <br>       |  |
| UNDP       | United Nations Development Programme                                 |
| UNDSS      | United Nations Department of Safety and Security                     |
| UNFPA      | United Nations Population Fund                                       |
| UN-HABITAT | United Nations Centre for Human Settlements                          |
| UNICEF     | United Nations Children's Fund                                       |
| UNMAT      | United Nations Mine Action Team                                      |
| UNRWA      | United Nations Relief and Works Agency                               |
| UNSCO      | United Nations Special Coordinator for the Middle East Peace Process |
| UXO        | unexploded ordnance  |
| <br>       |  |
| WASH       | water, sanitation and hygiene  |
| WB         | World Bank   |
| WB         | West Bank  |
| WFP        | World Food Programme   |
| WHD        | World Health Day   |
| WHO        | World Health Organization  |

## Consolidated Appeal Process (CAP)

The CAP is a tool for aid organisations to jointly plan, coordinate, implement and monitor their response to disasters and emergencies, and to appeal for funds together instead of competitively.

It is the forum for developing a strategic approach to humanitarian action, focusing on close cooperation between host governments, donors, non-governmental organisations (NGOs), the International Red Cross and Red Crescent Movement, International Organization for Migration (IOM), and United Nations agencies. As such, it presents a snapshot of the situation and response plans, and is an inclusive and coordinated programme cycle of:

- Strategic planning leading to a Common Humanitarian Action Plan (CHAP);
- Resource mobilisation leading to a Consolidated Appeal or a Flash Appeal;
- Coordinated programme implementation;
- Joint monitoring and evaluation;
- Revision, if necessary;
- Reporting on results.

The CHAP is the core of the CAP – a strategic plan for humanitarian response in a given country or region, including the following elements:

- A common analysis of the context in which humanitarian action takes place;
- An assessment of needs;
- Best, worst, and most likely scenarios;
- A clear statement of longer-term objectives and goals;
- Prioritised response plans, including a detailed mapping of projects to cover all needs;
- A framework for monitoring the strategy and revising it if necessary.

The CHAP is the core of a Consolidated Appeal or, when crises break out or natural disasters strike, a Flash Appeal. Under the leadership of the Humanitarian Coordinator, and in consultation with host Governments and donors, the CHAP is developed at the field level by the Humanitarian Country Team. This team includes IASC members and standing invitees (UN agencies, the International Organization for Migration, the International Red Cross and Red Crescent Movement, and NGOs that belong to ICVA, Interaction, or SCHR), but non-IASC members, such as national NGOs, can also be included.

The Humanitarian Coordinator is responsible for the annual preparation of the consolidated appeal document. The document is launched globally near the end of each year to enhance advocacy and resource mobilisation. An update, known as the Mid-Year Review, is presented to donors the following July.

Donors generally fund appealing agencies directly in response to project proposals listed in appeals. The **Financial Tracking Service (FTS)**, managed by the United Nations Office for the Coordination of Humanitarian Affairs (OCHA), is a database of appeal funding needs and worldwide donor contributions, and can be found on [www.reliefweb.int/fts](http://www.reliefweb.int/fts).

***In sum, the CAP is how aid agencies join forces to provide people in need the best available protection and assistance, on time.***

**OFFICE FOR THE COORDINATION OF HUMANITARIAN AFFAIRS  
(OCHA)**

**UNITED NATIONS  
NEW YORK, NY 10017  
USA**

**PALAIS DES NATIONS  
1211 GENEVA 10  
SWITZERLAND**