



# 联合国 大会



Distr.  
GENERAL  
A/44/114  
9 February 1989  
CHINESE  
ORIGINAL: ENGLISH/RUSSIAN

第四十四届会议

## 裁减军事预算

### 全面彻底裁军：常规裁军

#### 全面彻底裁军：关于裁军情况的客观情报

1989年2月6日

#### 保加利亚常驻联合国代表给秘书长的信

谨随函转交华沙条约成员国国防部长委员会1989年1月30日发表的题为“华沙条约组织和北大西洋公约组织在欧洲及邻接水域的武装部队和军备力量比较”的声明（见附件一）和另一项题为“华沙条约组织和北大西洋公约组织在欧洲及邻接水域的武装部队和军备基本类型的相互关系”的声明（见附件二）。

请作出必要安排将本信及其附件作为大会题为“裁减军事预算”、“全面彻底裁军：常规裁军”和“全面彻底裁军：关于军事情况的客观情报”项目下的正式文件分发为荷。

第一副国防部长

保加利亚人民共和国常驻联合国代表

亚历山大·斯特雷佐夫（签名）

<sup>1</sup> 只有提交文件时所用语文的文本。

附件一

华沙条约成员国国防部长委员会题为  
“华沙条约组织和北大西洋公约组织  
在欧洲及邻接水域的武装部队和军备  
力量比较”的声明

华沙条约成员国国防部长强调1988年12月7日苏联共产党总书记、苏联最高苏维埃主席团主席米哈伊·戈尔巴乔夫在联合国宣布的关于苏联裁减其武装部队和军备（包括欧洲的武装部队和军备）的单方面行动对加强世界和平、安全与信任具有十分重大的意义。

根据华沙条约成员国政治协商委员会布达佩斯会议（1986年）、柏林会议（1987年）和华沙会议（1988年）的各项决定、本着联盟的防御性军事原则，委员会认为现代的主要任务是防止战争、停止核军备和常规军备竞赛，然后过渡到持久裁军。华沙条约组织和北大西洋公约组织在欧洲的武装部队的情况应是两个联盟都能可靠地确保其防御力量，但却没有能力对另一方发动突然袭击或采取进攻性行动。参加即将举行的关于裁减部署在欧洲的武装部队和常规军备的谈判的人员应该力求实现这项目标。

本届会议与会者申明他们决心促使早日开始这些谈判以及恢复欧洲建立信任和安全措施及裁军会议的工作。他们赞成在这些论坛努力谋求达成一项协议来在整个欧洲和在个别区域共同消除现有的不对称和不均衡现象、大量裁减部署在欧洲的武装部队和常规军备，根据欧洲大陆对军事活动的限制发展和扩大已有的建立信任措施，并将这些措施扩大到空军和海军独立活动领域。

这使华沙条约成员国于1988年3月提出的两个军事政治联盟正式交换关于华沙条约和北约成员国部署在欧洲的军队和常规军备的数据资料的建议变得更为重要。北约国家未对这一建议作出积极的反应，并单方面有选择地公布了带有倾向

性的数据。

国防部长委员会仍然十分重视公布华沙条约和北大西洋公约组织国家在欧洲（从大西洋到乌拉尔山）的有关武装部队和常规军备的实际数据资料。

同时委员会认为有必要从更广泛的意义上对欧洲这两个军事——政治联盟的军事潜力的相互关系作一般性说明。武装部队是一个不可分割的整体。其各组成部分——地面部队、空军、空防和海军——是相互作用和相辅相成的。因此只有对它们进行综合分析才能对双方武装部队的实际相互关系作出评价。

在这个基础上，国防部长委员会已决定公布《华沙条约》成员国在欧洲及其邻接水域的武装部队及军备基本种类的数据资料以及大西洋公约组织在欧洲及其邻接水域的武装部队估计数（见附件二）。

从表中数据可以看出，双方的陆军和空军数量大致相等，但是北约组织的海军是华沙条约组织的两倍。北约组织在战术强击机、海军飞机、战斗直升机和反坦克飞弹系统方面的势力超过华约组织。华约组织在坦克、战术飞弹发射系统、AD截击机、步兵战斗车辆和装甲运兵车以及大炮方面占有优势。

关于海军军备，北约组织在海军战斗机、大型水上舰艇，包括航空母舰和其他能够运载飞机的舰艇方面远远超过华沙条约组织。华约组织在载有飞弹和鱼雷的潜水艇方面稍占优势。

当然，公布上述数据资料的用意不是在将来谈判时全部用它们作为起始参数，目的也不在以其取代谈判的议题，因为应当按照各次谈判的任务来进行谈判。但是，归根结蒂，必须采取这种综合办法来评价欧洲的武装部队，以便从一开始就强调谈判需带有现实的性质，并需放弃单方面取得优势的意图。

考虑到欧洲军事平衡的所有组成部分，其特点是大体上势均力敌，任何一方均无取得决定性军事优势的希望。同时必须大量裁减欧洲目前高度集中的武装部队和军备，以便确保欧洲实现一种符合合理的充分防卫原则的安全。

委员会认为为了欧洲的安全利益，必须采取紧急措施，以消除现有的不均衡和不对称现象，大量裁减更加危险的攻击性军备，裁减武装部队人数，改组两个联盟的军事结构，使其具有纯防卫性质。华沙条约成员国准备将其减低欧洲军事冲突的努力付诸实行的一个生动的例子是华沙条约成员国（保加利亚、匈牙利、德意志民主共和国、波兰、罗马尼亚、苏维埃社会主义共和国联盟和捷克斯洛伐克）前不久采取的单方面裁减武装部队和军备的措施，特别是苏联新近倡议无论谈判结果如何，在今后两年单方面裁减500,000武装部队，开始单方面大量削减战争物质和装备——10000辆坦克，8500个大炮系统，800架战斗机——同时还从德意志民主共和国、捷克斯洛伐克和匈牙利撤出6个坦克师。

华沙条约成员国国防部长委员会希望北约组织国家能够同样作好准备，尽快为建立更安定和更安全的欧洲取得进展，包括采取单方面裁减武装部队和军备的措施。

附件二 \*

## Correlation

### **of the Armed Forces and Basic Types of Armaments of the Warsaw Treaty Organization and the North Atlantic Treaty Organization in Europe and Adjacent Water Areas**

When calculating the correlation of the armed forces of the two sides in Europe and the adjacent water areas, the ground forces, air forces, air defence forces, and navies, as well as the combat and combat service support assets, the civil and territorial defence of both military political alliances are included in full volume in the total strength of the personnel and the total number of armaments.

The assessment of the armed forces of the Warsaw Treaty member states includes all navies deployed in the European zone, among them the Northern, Baltic and Black Sea Fleets of the Soviet Union in full strength. In accordance with the same approach the naval forces of the North Atlantic alliance include the navies of all the West European NATO countries, as well as the personnel and armaments of the US Navy in the North Atlantic and the Mediterranean.

The total strength of the armed forces does not include the personnel or armaments of the US and Canada which are deployed on their own territory, in the adjacent areas of the Atlantic Ocean, in the Pacific or in the Indian oceans. Neither are the Soviet forces deployed in the Asian USSR included in the overall balance. The calculations do not include the personnel or armaments of the strategic nuclear forces of the Soviet Union or the US, or the units or formations of missile forces to be disbanded under the Treaty on Intermediate-Range and Shorter-Range Missiles.

Since British and French missile-carrying submarines, and missiles on the Albion Plateau (S-3) and Mirage IV bombers are not included in the total balance, Soviet medium-range bombers of the Tu-22 type are also not included (except for naval aircraft).

No account was taken of the civilian workers and office employees of the armed forces or of the military construction personnel of both sides as they do not undergo military training in peacetime and carry no weapons.

---

\* Available in the languages of submission only.

In comparing armaments the main types of armaments and combat equipment in service, at depots (in reserve) and in combat employment centres were taken into consideration.

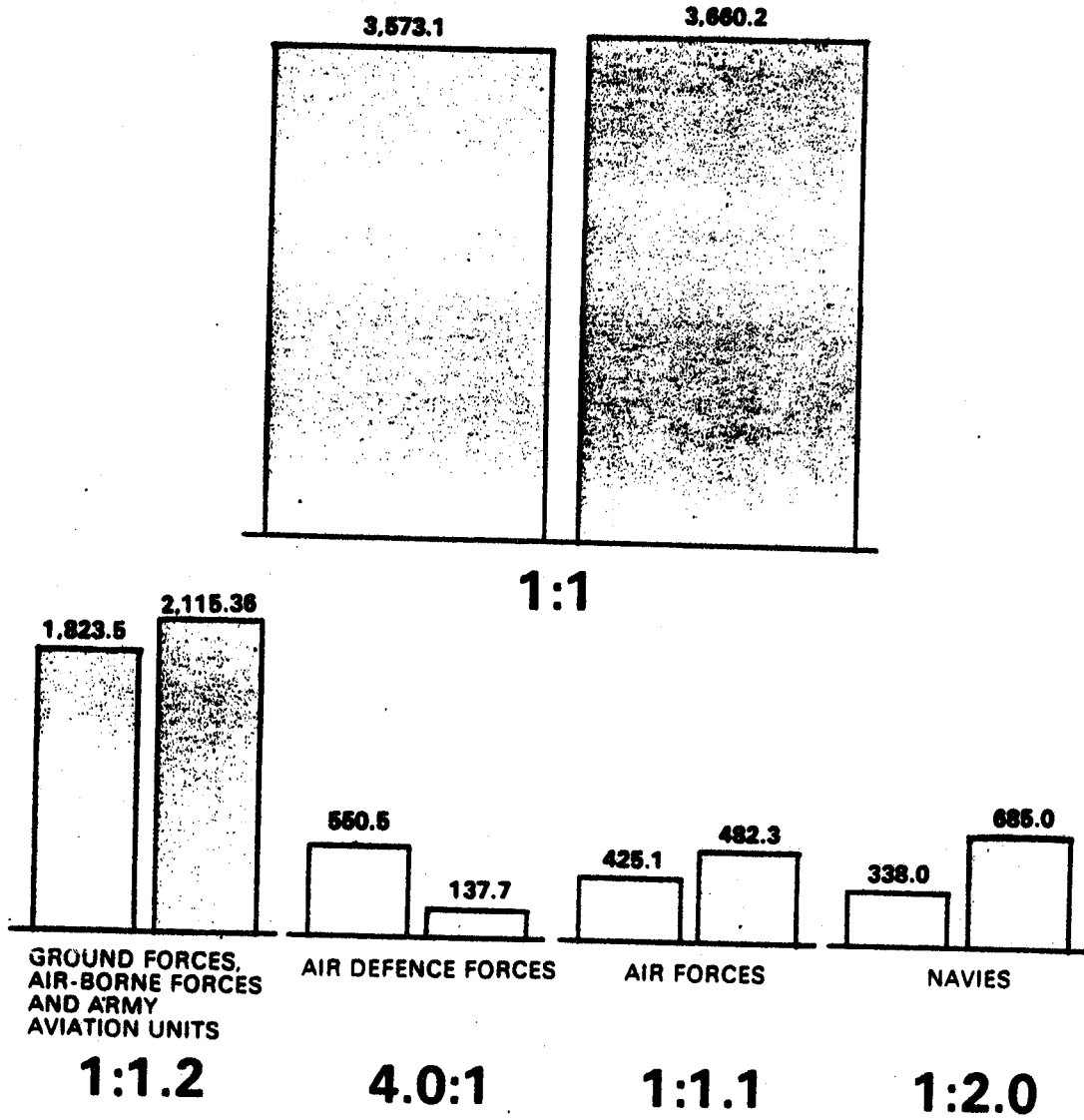
The figures supplied in the present booklet for the numeric strength of the armed forces and the number of the weapon systems of each WTO and NATO country were taken as of July 1, 1988.

**RELATIVE STRENGTHS  
 OF ARMED FORCES  
 (thousands of men)**

	WTO	Ratio	NATO
Command and control agencies: general staffs (main headquarters), directorates and departments of Ministries of Defence	30.2	1:1.6	49.47
Ground forces, air-borne troops and army aviation	1,823.5	1:1.2	2,115.36
Air defence forces	550.5	4.0:1	137.7
Air forces	425.1	1:1.1	482.3
Navies	338.0	1:2.0	685.0
Units subordinated to the central command and control agencies (intelligence, communications, radio-electronic warfare, higher educational establishments, and others)	225.4	2.3:1	96.9
Logistic units and establishments of the armed forces	146.3	1.7:1	87.5
Civil (territorial) defence forces	34.1	5.7:1	6.0
<b>TOTAL strength of the armed forces in Europe and adjacent water areas</b>	<b>3,573.1</b>	<b>1:1</b>	<b>3,660.2</b>

**NOTE:** The personnel of the ministries of the interior (field gendarmerie) and frontier guards units is not included in the total strength of the WTO and NATO armed forces.

### RELATIVE STRENGTHS OF ARMED FORCES



WTO



NATO



**STRENGTH OF WTO COUNTRIES' ARMED FORCES IN EUROPE**  
 (thousands of men)

	Total in WTO	Including						Czechoslo- vakia
		Bulgaria	Hungary	GDR	Poland	Romania	USSR	
Command and control agen- cies: general staffs (main headquarters), directorates and departments of Ministries of Defence	30.2	1.1	1.2	2.5	2.8	2.2	17.1	3.3
Ground forces, air-borne troops and army aviation	1,823.5	70.4	54.7	103.3	169.8	110.0	1,187.2	128.1
Air defence forces	550.5	17.6	19.8	29.9	49.8	22.0	389.1	22.3
Air forces	425.1	4.5	1.6	4.7	40.9	5.4	345.0	23.0
Navies	338.0	6.3	—	14.2	22.2	6.4	286.9	—
Units subordinated to the cen- tral command and control agencies (intelligence, com- munications, radio-electronic warfare, higher educational establishments, and others)	225.4	14.2	23.5	5.5	21.1	12.0	133.2	15.9
Logistic units and establish- ments of the armed forces	146.3	2.7	6.0	13.0	33.5	12.0	75.1	4.0
Civil (territorial) defence forces	34.1	0.7	—	—	6.9	1.0	22.4	3.1
<b>TOTAL strength of the armed forces in Europe and adjacent water areas</b>	<b>3,573.1</b>	<b>117.5</b>	<b>106.8</b>	<b>173.1</b>	<b>347.0</b>	<b>171.0</b>	<b>2,468.0</b>	<b>199.7</b>

NOTE: The strength of the ministries of the interior and frontier guards units is not included in the WTO armed forces.

**STRENGTH OF NATO COUNTRIES' ARMED FORCES IN EUROPE**  
 (thousands of men)

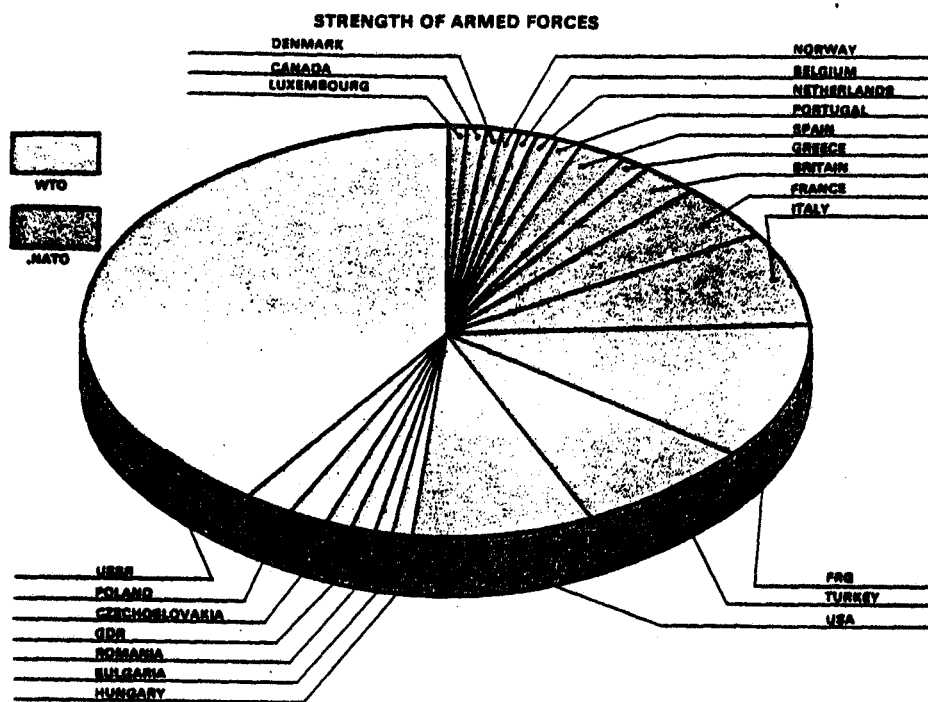
	Total in NATO	Including											USA		CANADA		Ice- land		
		Britain	FRG	France	Nor- way	Den- mark	Bel- gium	Nether- lands	Luxem- bourg	Italy	Greece	Por- tugal	Spain	Turkey	in Europe	in the Atlan- tic		in the Euro- pe	in the At- lantic
Command and con- trol agencies: ge- neral staffs (main headquarters), direc- torates and depart- ments of ministries of defence	49.47	1.0	1.8	5.0	0.08	0.08	1.0	1.0	0.03	17.0	0.3	1.9	2.3	18.0	—	—	—	—	—
Ground forces, air- borne troops and army aviation	2,115.36	143.9	342.0	238.2	21.2	17.3	60.4	0.71	234.75	135.4	43.6	185.0	420.0	208.8	—	—	4.9	—	—
Air defence forces	137.7	13.0	31.3	15.0	2.0	1.5	4.0	—	21.2	11.4	—	12.0	12.0	9.2	—	—	—	—	—
Air forces	482.3	74.9	71.3	70.7	6.9	4.5	13.4	—	51.4	15.2	9.0	23.1	44.2	80.1	—	—	1.9	—	—
Navies	685.0	71.0	36.0	62.0	8.0	6.0	18.0	—	45.0	22.0	13.0	48.0	52.0	32.5	281.5	—	6.0	—	—
Central control units (intelligence, com- munications, radio- electronic warfare higher educational establishments, and others)	96.9	2.7	6.5	38.5	1.7	0.1	4.2	0.3	19.65	4.3	1.0	8.8	5.1	—	—	1.3	—	—	—
Logistic units and establishments of the armed forces	87.5	4.7	5.0	13.1	1.2	1.5	1.5	—	6.0	1.2	1.5	3.3	44.5	0.9	—	0.3	—	—	—
Civil (territorial) de- fence forces	6.0	—	1.1	—	—	—	0.8	—	1.0	0.2	—	0.5	2.4	—	—	—	—	—	—
TOTAL strength of the armed forces in Europe and adjacent water areas	3,660.2	311.2	495.0	442.5	41.08	30.96	101.85	1.04	396.0	190.0	70.0	283.0	598.2	331.5	281.5	8.4	6.0	—	—
														593.0		14.4			

NOTE: The personnel of field gendarmerie and frontier guards units is not included in the total strength of the NATO armed forces.

**STRENGTH OF ARMED FORCES  
 (thousands of men)**

<b>WTO</b>		<b>NATO</b>	
<b>Country</b>	<b>Figures for each country</b>	<b>Country</b>	<b>Figures for each country</b>
Bulgaria	117.5	Britain	311.2
Hungary	106.8	FRG	495.0
GDR	173.1	France	442.5
Poland	347.0	Norway	41.08
Romania	171.0	Denmark	30.96
USSR	2,458.0	Belgium	92.0
Czechoslovakia	199.7	Netherlands	101.85
		Luxembourg	1.04
		Italy	396.0
		Greece	190.0
		Portugal	70.0
		Spain	283.0
		Turkey	598.2
		USA	593.0
		Canada	14.4
		Iceland	—
<b>TOTAL:</b>	<b>3,573.1</b>	<b>TOTAL:</b>	<b>3,660.2</b>

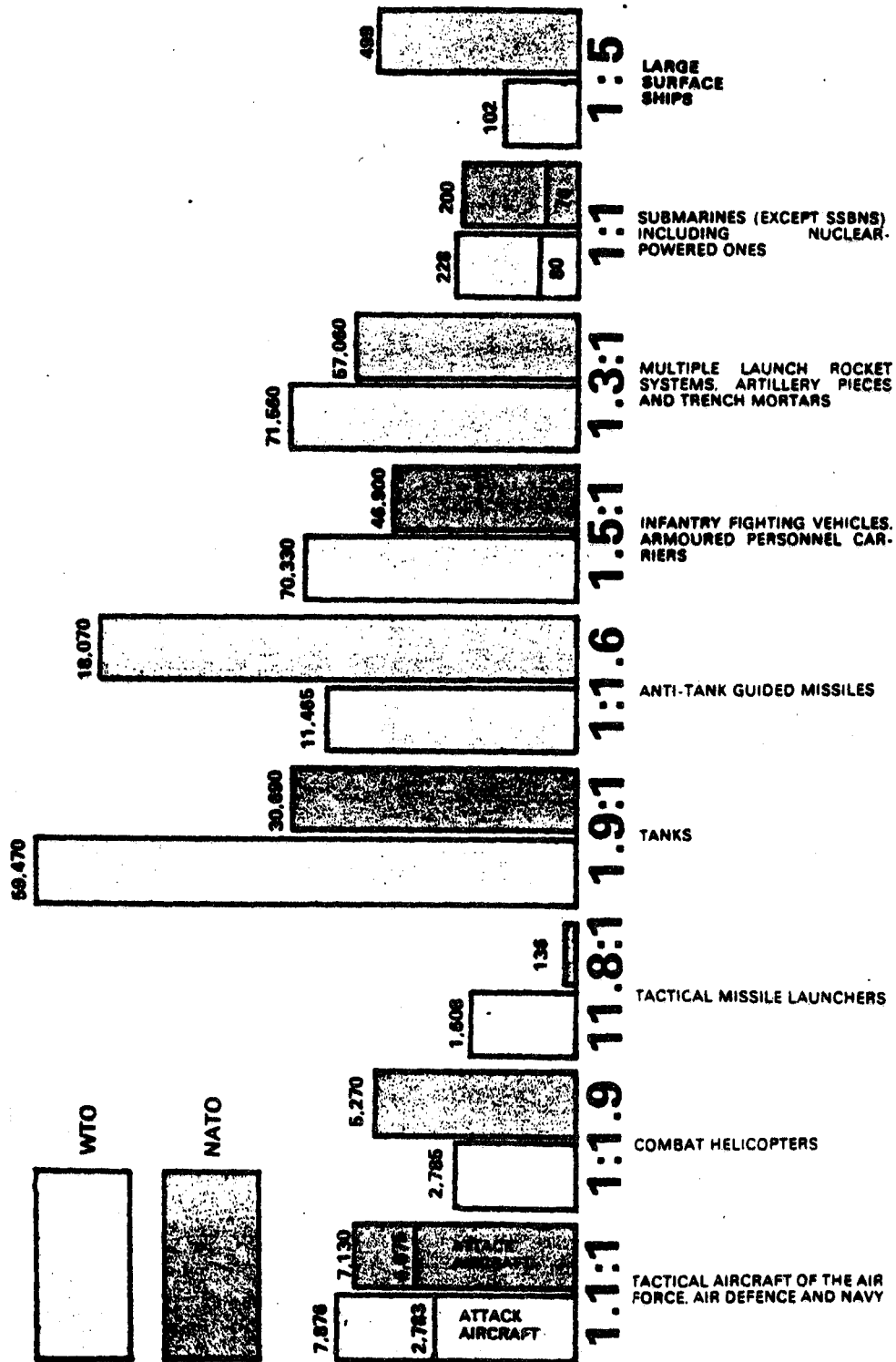
**NOTE:** included is the full strength of ground forces, air forces, air defence and naval forces, as well as combat and combat service support assets, and civil and territorial defence forces of both military-political alliances.  
 The strength of the troops of the ministries of the interior and frontier guards units is not included in the WTO armed forces.  
 The strength of the field gendarmerie and frontier guards units is not included in the NATO armed forces.




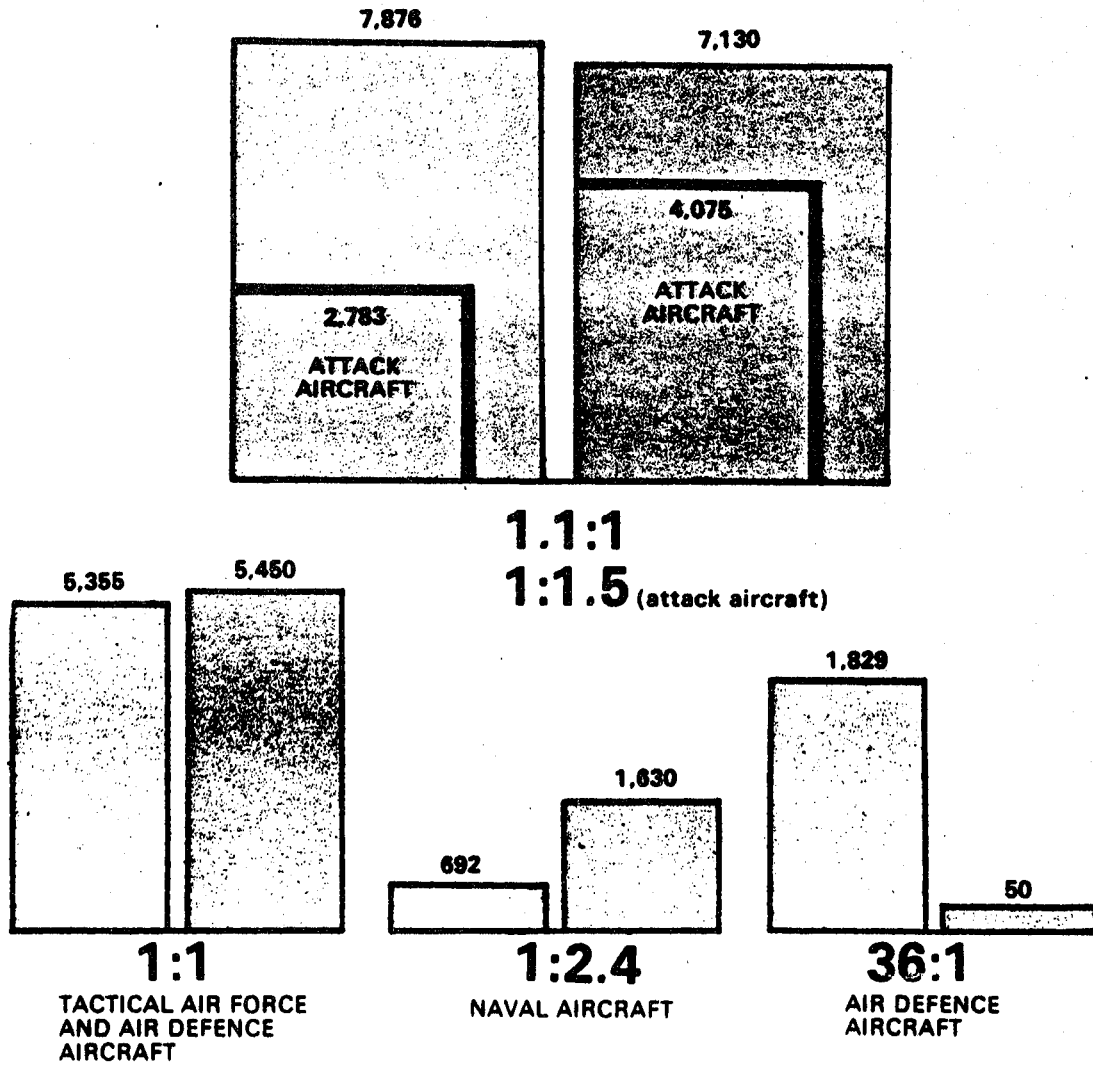
**CORRELATION OF BASIC TYPES OF ARMAMENTS**

	<b>WTO</b>	<b>Ratio</b>	<b>NATO</b>
Tactical combat aircraft of the air forces, air defence forces and navies	7,876	1.1:1	7,130
including: tactical combat aircraft of the air forces and air defence forces	5,355	1:1	5,450
AD interceptors that cannot be employed against ground targets	1,829	36:1	50
naval combat aircraft	692	1:2.4	1,630
Total number of attack aircraft (bombers, fighter-bombers, ground attack aircraft) in the air force and naval tactical aviation	2,783	1:1.5	4,075
Combat helicopters, including those in the navies	2,785	1:1.9	5,270
Tactical missile launch systems	1,608	11.8:1	136
Tanks	59,470	1.9:1	30,690
Anti-tank missile launchers	11,485	1:1.6	18,070
Infantry fighting vehicles and armoured personnel carriers	70,330	1.5:1	46,900
Multiple launch rocket systems, artillery pieces (75-mm calibre and larger) and mortars (50-mm calibre and larger)	71,560	1.3:1	57,060
Submarines (except strategic ballistic missile submarines)	228	1.1:1	200
including nuclear-powered ones	80	1:1	76
Large surface ships (aircraft carriers, battleships, cruisers, destroyers, frigates, and amphibious ships with 1,200-ton displacement and over)	102	1:5	499
including: ships capable of carrying aircraft, aircraft carriers	2	1:7.5	15
cruise missile ships	23	1:11.9	274
amphibious ships (1,200-ton displacement and over)	24	1:3.5	84

**CORRELATION  
 OF BASIC TYPES OF ARMAMENTS**



### CORRELATION OF COMBAT AIRCRAFT



1.1:1  
1:1.5 (attack aircraft)

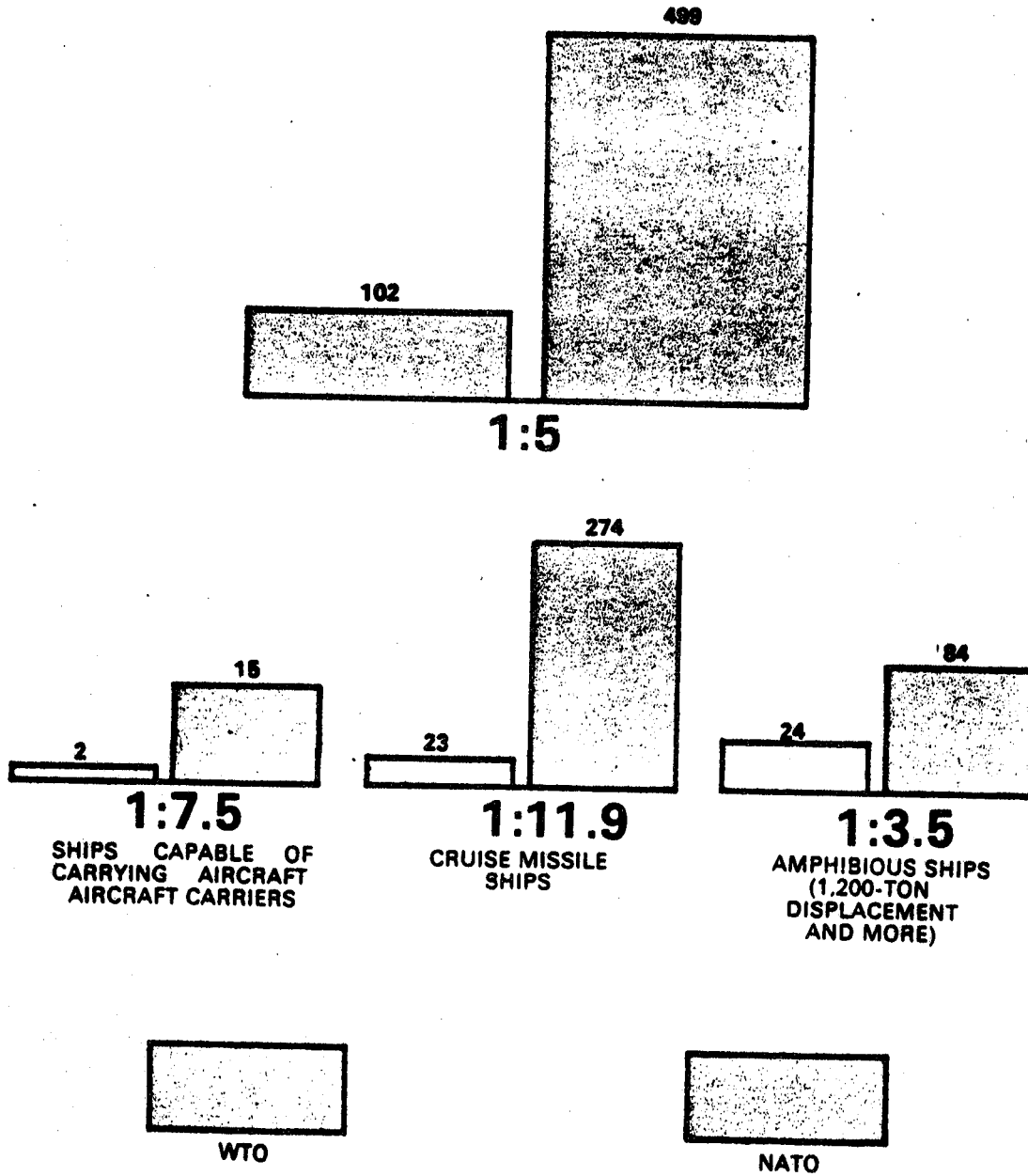


WTO



NATO

### CORRELATION OF LARGE SURFACE SHIPS





**QUANTITIES  
 OF WTO BASIC ARMAMENTS IN EUROPE**

	Total in WTO	Including						
		Bulgaria	Hungary	GDR	Poland	Romania	USSR	Czechoslo- vakia
Tactical combat aircraft of the air forces, air defence forces and navies	7,876	234	113	307	480	380	5,955	407
including: tactical combat aircraft of the air forces and air defence forces	5,355	234	113	283	480	156	3,682	407
AD interceptors that cannot be employed against ground targets	1,829	—	—	—	—	224	1,605	—
naval combat aircraft	692	—	—	24	—	—	668	—
Total number of attack aircraft (bombers, fighter-bombers, ground attack aircraft) in the tactical air forces and naval aviation	2,783	69	—	65	108	128	2,276	137
Combat helicopters, including those in the navy	2,785	51	96	74	43	220	2,200	101
Tactical missile launchers	1,608	72	27	80	81	50	1,221	77
Tanks	59,470	2,200	1,435	3,140	3,330	3,200	41,560	4,585
Anti-tank missile launchers	11,465	360	270	620	435	400	8,840	540
Infantry fighting vehicles and armoured personnel carriers	70,330	2,365	2,310	5,900	4,855	5,000	45,000	4,900

	Total in WTO	Including						
		Bulgaria	Hungary	GDR	Poland	Romania	USSR	Czechoslo- vakia
Multiple launch rocket systems, artillery pieces (75-mm calibre and larger) and mortars (60-mm calibre and larger)	71,660	3,990	1,750	2,435	3,065	6,600	50,275	3,445
Submarines (except strategic ballistic missile submarines)	228	4	—	—	3	1	220	—
including nuclear-powered ones	80	—	—	—	—	—	80	—
Large surface ships (aircraft carriers, battleships, cruisers, destroyers, frigates and amphibious ships with 1,200-ton displacement and over)	102	—	—	—	—	1	101	—
including: ships capable of carrying aircraft, aircraft carriers	2	—	—	—	—	—	2	—
cruise missile ships	23	—	—	—	—	—	23	—
amphibious ships (1,200-ton displacement and over)	24	—	—	—	—	—	24	—

**QUANTITIES  
 OF NATO BASIC ARMAMENTS IN EUROPE**

	TOTAL in NATO in Europe	Including															
		Britain	FRG	France	Nor- way	Den- mark	Bel- gium	Nether- lands	Lu- xem- bourg	Italy	Greece	Portu- gal	Spain	Tur- key	USA in Euro- pe	Cen- tra- Euro- pe	Ice- land
Tactical combat aircraft of the air forces, air defence forces and navies	7,130	835	850	880	100	100	170	200	—	450	450	150	295	840	1,960	50	—
including: tactical combat aircraft of the air forces and air defence forces	5,450	740	680	680	100	170	180	—	430	450	150	280	630	810	50	—	—
AD interceptors that cannot be employed against ground targets	50	50	—	—	—	—	—	—	—	—	—	—	—	—	—	—	—
naval combat aircraft	1,630	45	170	200	—	—	20	20	—	20	—	15	10	1,150	—	—	—
Total number of attack aircraft (bombers, fighter-bombers, ground attack aircraft) in the tactical air forces and naval aviation	4,075	410	615	460	50	110	110	—	160	230	130	140	410	1,150	50	—	—
Combat helicopters, including those in the navy	5,270	700	450	700	—	70	20	—	540	130	—	160	310	2,180	10	—	—
Tactical missile launchers	136	12	26	36	—	6	8	—	12	—	—	—	—	—	36	—	—
Tanks	30,690	2,000	4,900	3,190	370	350	1,250	—	2,330	2,000	470	1,850	4,320	6,980	150	—	—
Anti-tank missile systems	18,070	1,480	2,760	2,000	150	310	560	764	2,130	320	40	190	2,350	4,940	70	—	—

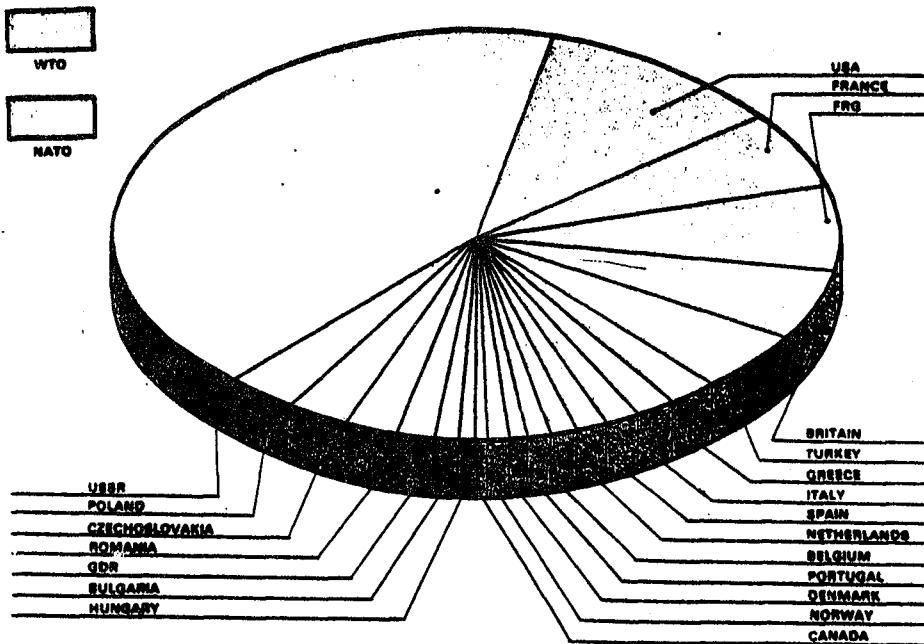


**COMBAT AIRCRAFT**

WTO		NATO	
Country	Figures for each country	Country	Figures for each country
Bulgaria	234	Britain	835
Hungary	113	FRG	850
GDR	307	France	890
Poland	480	Norway	100
Romania	380	Denmark	100
USSR	5,955	Belgium	170
Czechoslovakia	407	Netherlands	200
		Luxembourg	—
		Italy	450
		Greece	450
		Portugal	150
		Spain	295
		Turkey	640
		USA (in Europe)	1,990
		Canada (in Europe)	50
		Iceland	—
<b>TOTAL:</b>	<b>7,876</b>	<b>TOTAL:</b>	<b>7,130</b>

**NOTE:** in WTO—short-range bombers (Su-24), fighter-bombers (Su-22, Su-7B, Su-17, MiG-17, MiG-27), ground attack aircraft (Su-26), fighters (MiG-29, MiG-23, MiG-21, Su-27), AD interceptors (MiG-31, MiG-25, Su-27, Su-15, Tu-128, Yak-28), reconnaissance and radio-electronic warfare aircraft (MiG-25, MiG-21, Su-17, Su-24, Yak-28), naval aircraft (Tu-16, Tu-22, Tu-142, Il-38, Be-12, Yak-38, Su-17, MiG-21, MiG-23, MiG-29, Su-27);

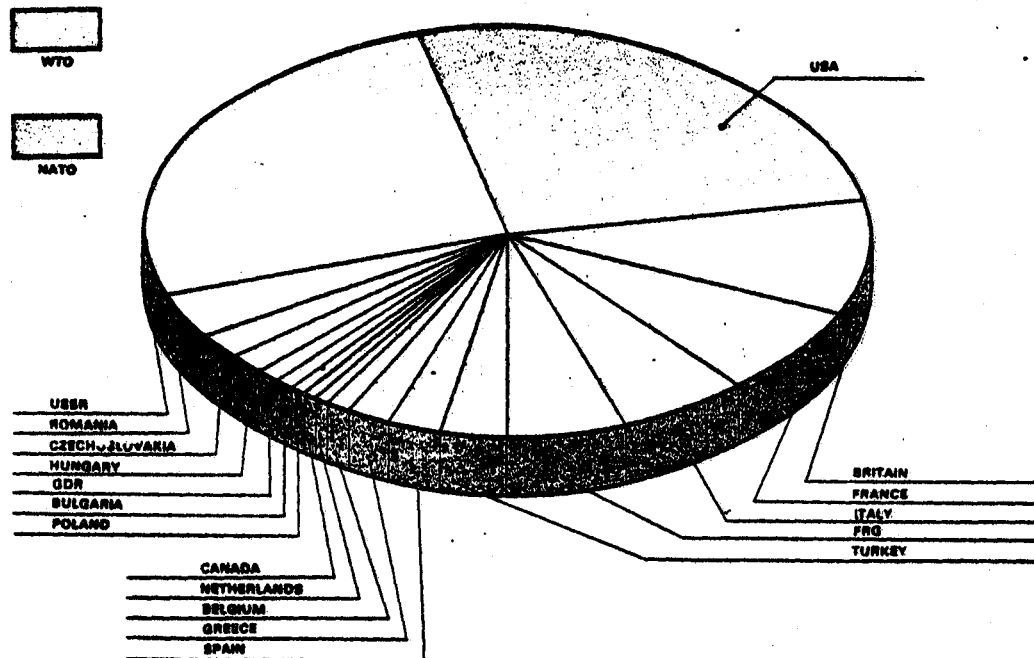
in NATO—fighter-bombers (Buccaneer, Tornado, F-111, Mirage 5, F-4, F-16, F-19, F-18, Jaguar, Mirage III, F-104, Mirage 2000, F-100, F-35 Dragon, F-5, F-84, G-91), ground attack aircraft (A-7, A-10, Harrier Alpha Jet), fighters (F-15, Tornado, Mirage 2000, F-4, F-104, Mirage F-1, F-5), air defence interceptors (Lightning), reconnaissance and radio-electronic warfare aircraft (EF-111, RF-4, Tornado, Jaguar, Mirage F-1R, RF-5, Mirage IIIR, RF-16, Nimrod, P-3 Orion, G-91R, RF-104, RF-84, EC-130, DC-8, Canberra, Shackleton), naval aircraft (A-4, A-6, A-7, F/A-18, Sea Harrier, AV-8, Etendard, Super Etendard, F-4, Tornado, F-104, F-14, Crusader, anti-submarine warfare aircraft, reconnaissance and radio-electronic warfare aircraft), combat support aircraft.



### COMBAT HELICOPTERS (including naval ones)

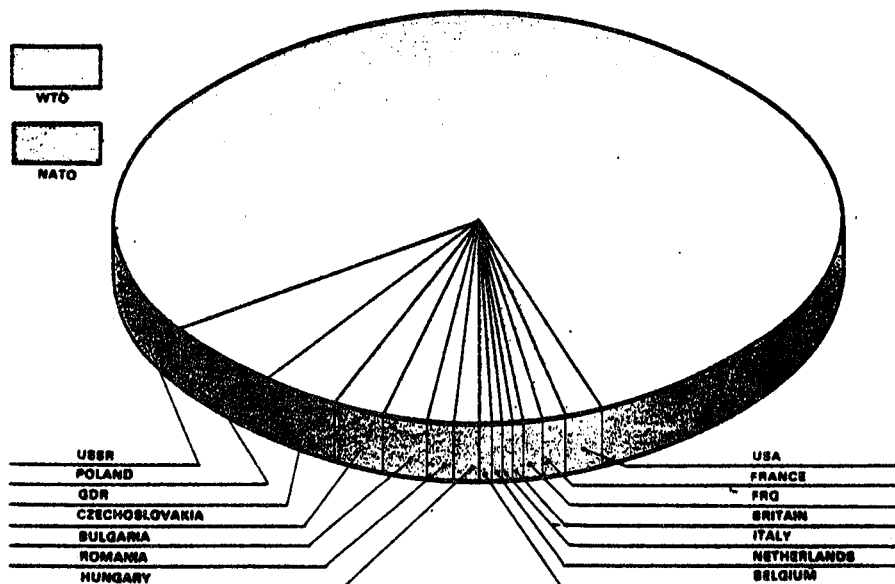
WTO		NATO	
Country	Figures for each country	Country	Figures for each country
Bulgaria	51	Britain	700
Hungary	96	FRG	450
GDR	74	France	700
Poland	43	Norway	—
Romania	220	Denmark	—
USSR	2,200	Belgium	70
Czechoslovakia	101	Netherlands	20
		Luxembourg	—
		Italy	540
		Greece	130
		Portugal	—
		Spain	180
		Turkey	310
		USA (in Europe)	2,180
		Canada (in Europe)	10
		Iceland	—
<b>TOTAL:</b>	<b>2,785</b>	<b>TOTAL:</b>	<b>6,270</b>

NOTE: in WTO—helicopter gunships (Mi-24), troop-carrying (Mi-8), reconnaissance and fire adjustment (Mi-24 and Mi-8), radio-electronic warfare (Mi-8) and naval helicopters (Ka-25, Ka-27, Ka-29, Mi-14);  
 in NATO—attack helicopters and gunships (Apache, Huey Cobra, Cobra Tow, Bo-105P, Lynx, Mongoose, Gazelle), utility helicopters (Iroquois, Blackhawk, Bo-105M, Alouette, Lynx, AB-204, AB-205, AB-206, AB-212), scouts (Kiowa, Gazelle, Alouette), troop-carrying and special-purpose (Puma, EH-1H, EH-60), naval helicopters (Sea King, Wessex, Lynx, Super Frelon, Alouette, AB-212, Sea Cobra, Sea Stallion, Sea Hawk, Iroquois).



### TACTICAL MISSILE LAUNCHERS

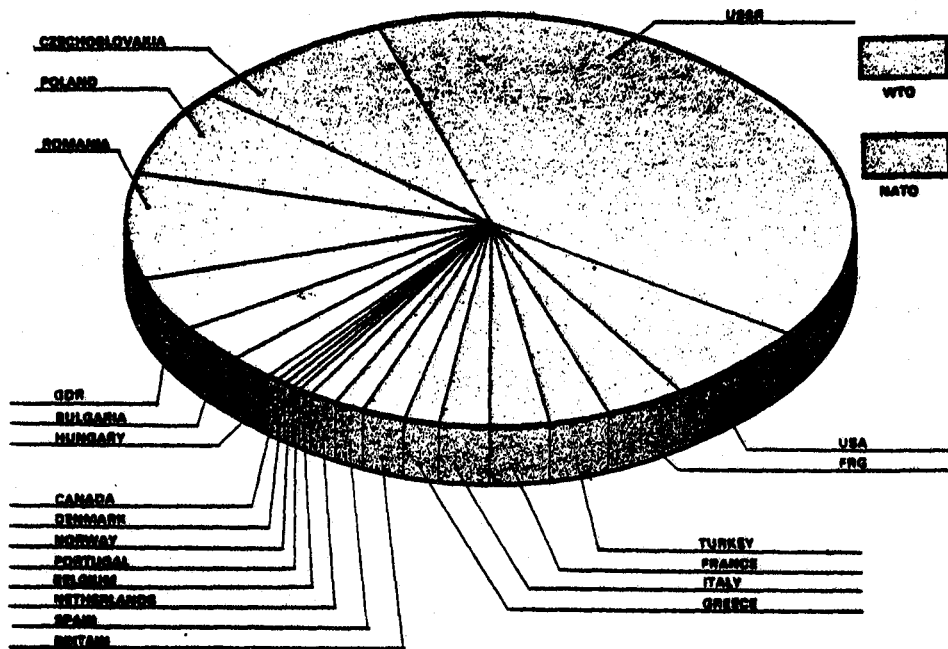
WTO		NATO	
Country	Figures for each country	Country	Figures for each country
Bulgaria	72	Britain	12
Hungary	27	FRG	26
GDR	80	France	36
Poland	81	Norway	—
Romania	50	Denmark	—
USSR	1,221	Belgium	6
Czechoslovakia	77	Netherlands	8
		Luxembourg	—
		Italy	12
		Greece	—
		Portugal	—
		Spain	—
		Turkey	—
		USA (in Europe)	36
		Canada (in Europe)	—
		Iceland	—
<b>TOTAL:</b>	<b>1,608</b>	<b>TOTAL:</b>	<b>136</b>



### TANKS

WTO		NATO	
Country	Figures for each country	Country	Figures for each country
Bulgaria	2,200	Britain	2,000
Hungary	1,435	FRG	4,900
GDR	3,140	France	3,190
Poland	3,330	Norway	370
Romania	3,200	Denmark	350
USSR	41,580	Belgium	530
Czechoslovakia	4,585	Netherlands	1,250
		Luxembourg	—
		Italy	2,330
		Greece	2,000
		Portugal	470
		Spain	1,850
		Turkey	4,320
		USA (in Europe)	6,850
		Canada (in Europe)	150
		Iceland	—
<b>TOTAL:</b>	<b>59,470</b>	<b>TOTAL:</b>	<b>30,690</b>

NOTE: included are tanks of all types in service with WTO and NATO.

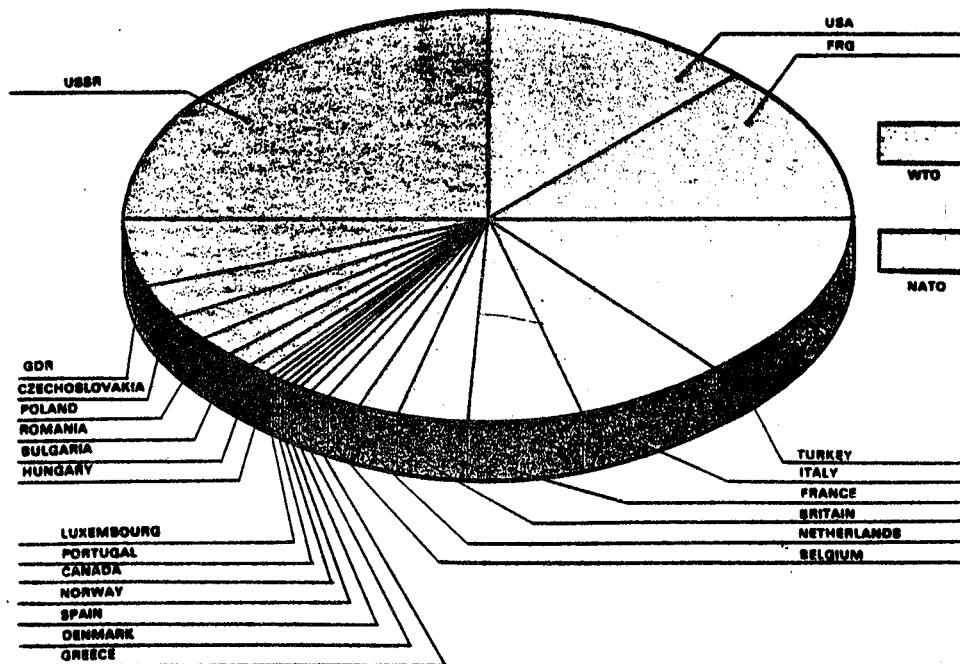




### ANTI-TANK MISSILE SYSTEMS

WTO		NATO	
Country	Figures for each country	Country	Figures for each country
Bulgaria	380	Britain	1,480
Hungary	270	FRG	2,760
GDR	620	France	2,000
Poland	435	Norway	150
Romania	400	Denmark	310
USSR	8,840	Belgium	560
Czechoslovakia	540	Netherlands	764
		Luxembourg	6
		Italy	2,130
		Greece	320
		Portugal	40
		Spain	190
		Turkey	2,350
		USA (in Europe)	4,940
		Canada (in Europe)	70
		Iceland	—
<b>TOTAL:</b>	<b>11,465</b>	<b>TOTAL:</b>	<b>18,070</b>

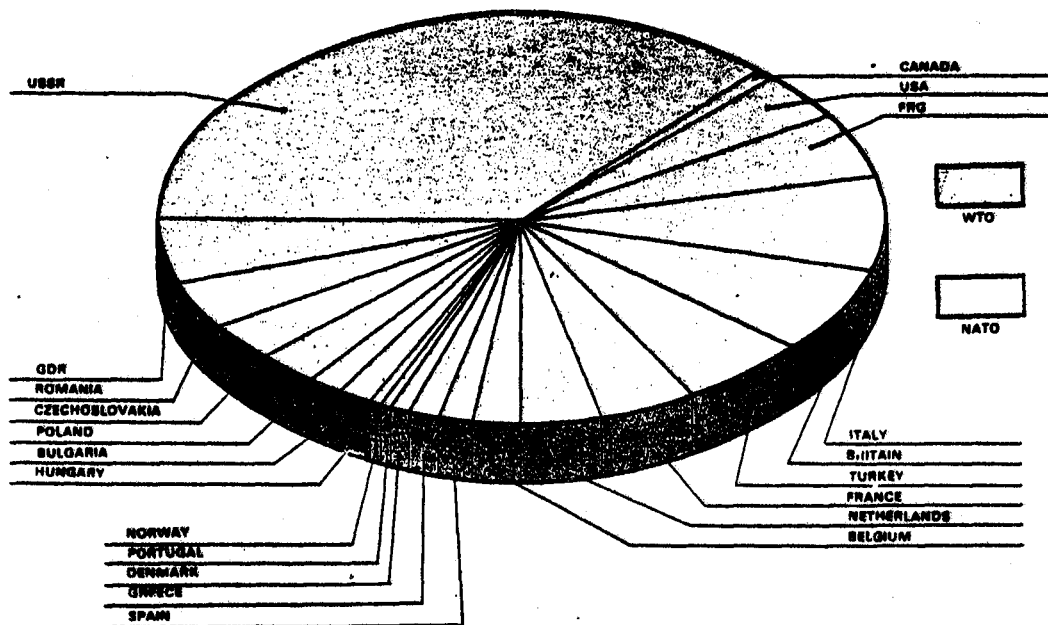
**NOTE:**  
 in WTO—anti-tank missile systems mounted on combat vehicles organic to fronts, armies, divisions and regiments, as well as portable systems organic to battalions;  
 in NATO—systems for similar purposes and characteristics.



### INFANTRY FIGHTING VEHICLES AND ARMoured PERSONNEL CARRIERS

WTO		NATO	
Country	Figures for each country	Country	Figures for each country
Bulgaria	2,385	Britain	5,480
Hungary	2,310	FRG	6,840
GDR	5,900	France	4,520
Poland	4,855	Norway	190
Romania	5,000	Denmark	1,080
USSR	46,000	Belgium	2,020
Czechoslovakia	4,900	Netherlands	3,240
		Luxembourg	—
		Italy	6,440
		Greece	1,720
		Portugal	280
		Spain	1,720
		Turkey	6,270
		USA (in Europe)	7,580
		Canada (in Europe)	600
		Iceland	—
<b>TOTAL:</b>	<b>70,330</b>	<b>TOTAL:</b>	<b>46,900</b>

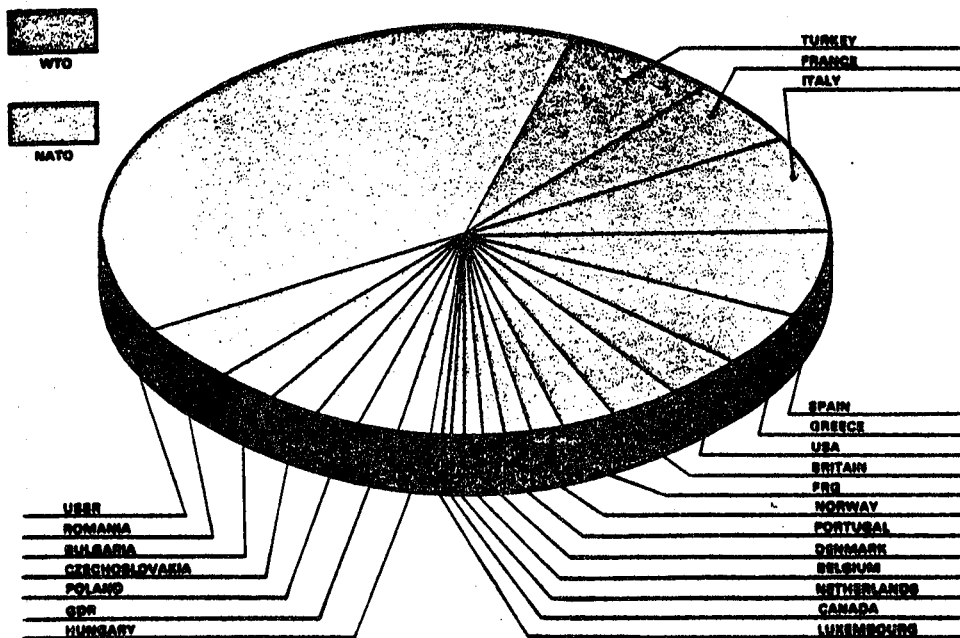
**NOTE:** included are infantry fighting vehicles, armoured personnel carriers, AB infantry fighting vehicles, combat patrol vehicles and scout vehicles.



### MULTIPLE LAUNCH ROCKET SYSTEMS, ARTILLERY PIECES AND MORTARS

WTO		NATO	
Country	Figures for each country	Country	Figures for each country
Bulgaria	3,990	Britain	3,320
Hungary	1,750	FRG	3,190
GDR	2,435	France	8,510
Poland	3,065	Norway	2,320
Romania	6,600	Denmark	1,750
USSR	50,275	Belgium	1,820
Czechoslovakia	3,445	Netherlands	1,410
		Luxembourg	10
		Italy	5,510
		Greece	3,950
		Portugal	1,870
		Spain	5,010
		Turkey	14,900
		USA (in Europe)	3,520
		Canada (in Europe)	170
		Iceland	—
<b>TOTAL:</b>	<b>71,560</b>	<b>TOTAL:</b>	<b>57,060</b>

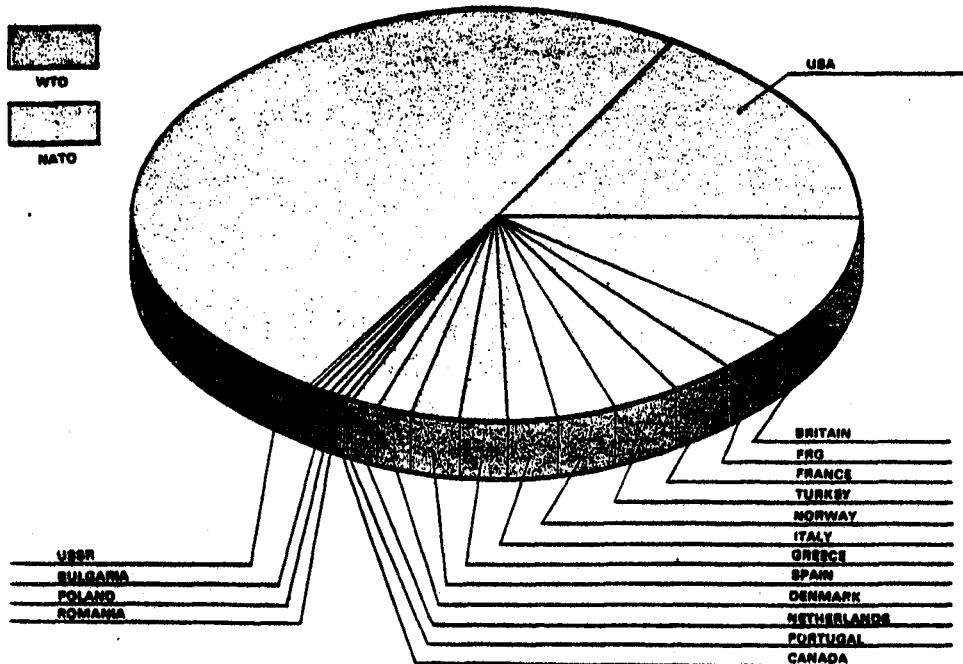
NOTE: included are multiple launch rocket systems, field artillery pieces with a calibre of 75 mm and over, mortars with a calibre of 50 mm and over.



**SUBMARINES**  
 (excluding strategic nuclear ballistic missile submarines)

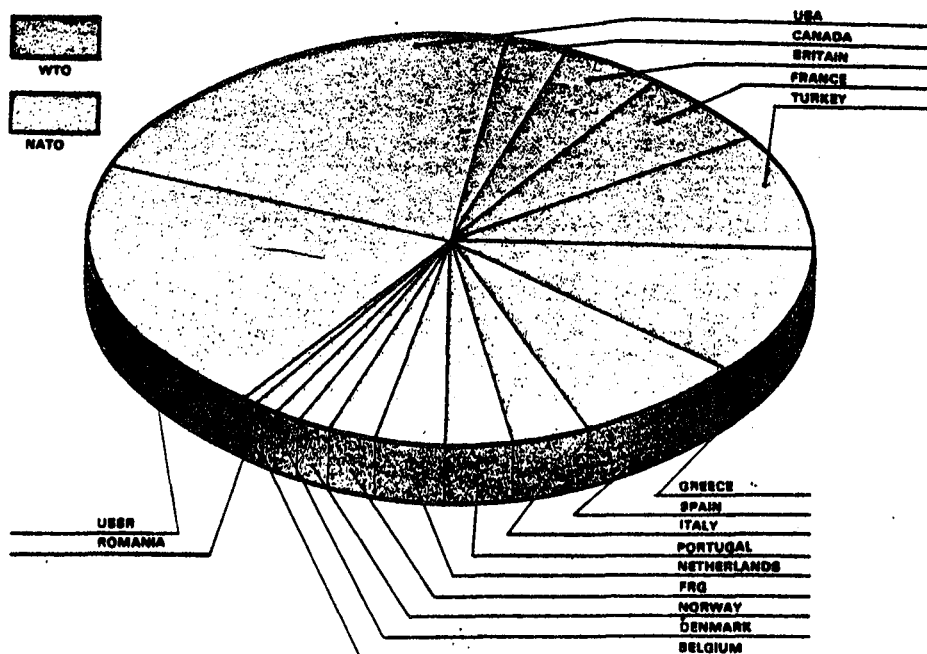
WTO		NATO	
Country	Figures for each country	Country	Figures for each country
Bulgaria	4	Britain	28/16*
Hungary	—	FRG	24
GDR	—	France	17/4*
Poland	3	Norway	11
Romania	1	Denmark	7
USSR	220/80*	Belgium	—
Czechoslovakia	—	Netherlands	5
		Luxembourg	—
		Italy	10
		Greece	10
		Portugal	3
		Spain	8
		Turkey	17
		USA (in Europe)	57/56*
		Canada (in Europe)	3
		Iceland	—
<b>TOTAL:</b>	<b>228/80*</b>	<b>TOTAL:</b>	<b>200/76*</b>

\* including nuclear ones



### LARGE SURFACE SHIPS

WTO		NATO	
Country	Figures for each country	Country	Figures for each country
Bulgaria	—	Britain	66 3/31/10
Hungary	—	FRG	18 0/13/0
GDR	—	France	54 2/40/9
Poland	—	Norway	11 0/5/3
Romania	1 0/0/0	Denmark	10 0/5/0
USSR	101 2/23/24	Belgium	4 0/4/0



WTO		NATO	
Country	Figures for each country	Country	Figures for each country
Czechoslovakia	—	Netherlands	17
			0/17/0
		Luxembourg	—
		Italy	27
			0/19/3
		Greece	29
			0/8/9
		Portugal	17
			0/0/0
		Spain	29
			1/13/6
		Turkey	31
			0/10/7
		USA (in Europe)	173
			9/109/37
		Canada (in Europe)	15
			0/0/0
		Iceland	—
TOTAL:	102	TOTAL:	499
	2/23/24		15/274/84

NOTE: included are aircraft carriers, battleships, cruisers, destroyers, frigates and amphibious ships with a displacement of 1,200t and over.  
 The numerator shows the total number of large surface ships; the denominator, respectively, ships capable of carrying aircraft, aircraft carriers; cruise missile ships; amphibious ships (with a displacement of 1,200t and over).