



**General Assembly**

Distr.  
GENERAL

A/AC.96/1023  
21 June 2006

Original: ENGLISH

---

EXECUTIVE COMMITTEE OF THE  
HIGH COMMISSIONER'S PROGRAMME

Fifty-seventh Session  
Geneva, 2-6 October 2006  
Item 6 of the Provisional Agenda

VOLUNTARY FUNDS ADMINISTERED BY THE UNITED NATIONS  
HIGH COMMISSIONER FOR REFUGEES

Accounts for the year 2005

(submitted by the High Commissioner)

GE.06-01324

CONTENTS

<u>Chapter</u>	<u>Page</u>
Letter of transmittal	3-4
I Statement of the High Commissioner's responsibilities and approval of the Financial Statements	5
II Statement of UNHCR's Objectives and Activities	6
III Financial Highlights for the year ended 31 December 2005	7-15
IV Financial Statements for the year ended 31 December 2005	16-110
Statement I - Statement of Income and Expenditure and Changes in Reserves and Fund Balances for the year ended 31 December 2005 - All funds	17
Statement II - Statement of Assets, Liabilities, Reserves and Fund Balances as at 31 December 2005 - All funds	18
Statement III - Statement of Cash Flows for the year ended 31 December 2005	19
Schedule 1 - Status of Contributions - All Funds as at 31 December 2005	20-37
Schedule 2 - Status of Prior Years' Outstanding Contributions as at 31 December 2005	38-39
Schedule 3 - Annual Programme (including Trust Funds) - Schedule of Appropriations for the year ended 31 December 2005	40-47
Schedule 4 - Supplementary Programmes (including Trust Funds) - Schedule of Funds Available for the year ended 31 December 2005	48-53
Schedule 5 - Status of Prior Years' Projects - All funds as at 31 December 2005	54-60
Annex to Statement I - Detailed Statement of All Funds	61-75
Annex to Statement II - Detailed Statement of All Funds	76-96
Appendix - 2005 Extra-Budgetary In-Kind Donations to UNHCR	97
Notes to the Financial Statements	98-110

Letter of transmittal

9 March 2006

Sir,

Pursuant to the Financial Rules for Voluntary Funds administered by the office of the United Nations High Commissioner for Refugees, we have the honour to submit the accounts for the year 2005, certified as correct and approved in accordance with paragraph 11.4 of these Rules.

We confirm, to the best of our knowledge and belief, and having made appropriate enquiries of other officials of the organisation, the following representations in connection with your audit of the financial statements of the United Nations High Commissioner for Refugees for the year ended 31 December 2005:

1. We are responsible for preparing financial statements, which properly present the activities of the organisation, and for making accurate representations to you. All the accounting records have been made available for the purposes of your audit and all the transactions, which properly occurred in the financial period by the organisation, have been properly reflected and recorded, in the accounting records. All other records and related information have been made available to you.
2. The financial statements were prepared in accordance with:
  - (a) The United Nations System Accounting Standards;
  - (b) The Financial Regulations of the United Nations;
  - (c) The Financial Rules established by the High Commissioner, in consultation with the Executive Committee;
  - (d) The accounting policies of the organisation, as summarised in Note 2 to the financial statements and these accounting policies have been applied on a basis consistent with the preceding financial periods.
3. The non-expendable property, disclosed in Note 11 to the financial statements, was owned by the organisation and was free from any charge. The cost of the non-expendable property in existence at 31 December 2005, as disclosed in the note, was fairly stated.
4. The cash and inter-agency balances recorded are expected, in our opinion, to produce substantially the amounts at which they are stated.
5. All material accounts receivable have been included in the financial statements, and represent valid claims against debtors. Apart from the estimated uncollectable amounts, recorded under the provision for doubtful accounts receivables, we expect all significant accounts receivable at 31 December 2005 to be collected.

The Chairman of the United Nations Board of Auditors  
One UN Plaza  
DC1-2680  
New York, NY 10017

cc: Thierry Rajaobelina, External Auditors Office (UNHCR)

6. All known accounts payable have been included in the accounts.
7. The unliquidated obligations recorded represent valid commitments of the organisation and were established in accordance with the Financial Rules.
8. All material, legal or contingent liabilities have been appropriately reflected in the financial statements.
9. Except as disclosed in the financial statements, the financial position of the organisation was not materially affected by:
  - (a) Charges or credits relating to prior years; and
  - (b) Any changes in the basis of accounting.
10. All expenditure, reported in the period, was incurred in accordance with the financial regulations of the organisation and any specific donor requirements.
11. All commitments against resources of future financial periods have been disclosed as required by the United Nations System Accounting Standards.
12. We further confirm that all losses of cash or receivables, ex-gratia payments, presumptive frauds and frauds, wherever incurred, were communicated to the Board of Auditors.
13. Disclosure was made, in the accounts, of all matters necessary for the financial statements to present fairly the results of the transactions in the period.
14. There have been no events since the date of the statement of assets and liabilities that necessitate revision of the figures included in the financial statements or a note thereto.

Saburo Takizawa (*Signed*)  
Controller & Director,  
Division of Financial & Supply Management

António Guterres (*Signed*)  
United Nations High  
Commissioner for Refugees

I. STATEMENT OF THE HIGH COMMISSIONER'S RESPONSIBILITIES

AND

APPROVAL OF THE FINANCIAL STATEMENTS

The United Nations High Commissioner for Refugees is ultimately responsible for the content and integrity of the financial statements contained in the Accounts of the Voluntary Funds Administered by the United Nations High Commissioner for Refugees which are submitted to the Executive Committee of the High Commissioner's Programme and to the General Assembly of the United Nations.

To fulfill its responsibility, UNHCR operates within prescribed accounting policies and standards and maintains systems of internal accounting controls and procedures to ensure the reliability of financial information and the safeguarding of assets. The internal control systems and financial records are subject to reviews by the Office of Internal Oversight Services and the United Nations Board of Auditors, during their respective audits.

In this context, the following appended financial statements, comprising Statements I to III, Schedules 1 to 5, Annexes I to II, Appendix I and Supporting Notes, were prepared in accordance with UNHCR Financial Rules (A/AC.96/503/Rev.7) and the United Nations Common Accounting Standards. In Management's opinion, the accompanying financial statements present fairly the financial position of the Office as of 31 December 2005, and the results of its operations and its cash flows of individual Programmes, Funds and Accounts for the year then ended.

The Accounts are hereby

Certified:

Approved:

Saburo Takizawa (*Signed*)  
Controller & Director  
Division of Financial & Supply Management

António Guterres (*Signed*)  
United Nations High  
Commissioner for Refugees

Geneva, Switzerland  
9 March 2006

## II. STATEMENT OF UNHCR'S OBJECTIVES AND ACTIVITIES

The initial mandate of UNHCR was defined by the Statute of the Office of the United Nations High Commissioner for Refugees (General Assembly resolution 428 (V)). According to the Statute, the United Nations High Commissioner for Refugees, acting under the authority of the General Assembly, shall assume the function of providing international protection, under the auspices of the United Nations, to refugees who fall within the scope of the Statute, and of seeking durable solutions to their plight.

Since 1950, the General Assembly has extended the mandate of the High Commissioner to a number of other groups. This includes returnees, whom UNHCR may assist, as well as monitoring their safety and well-being on return (General Assembly resolution 40/118). In addition, on the basis of specific requests from the Secretary-General or the competent principal organs of the United Nations, and with the consent of the State concerned, UNHCR provides humanitarian assistance and protection to internally displaced persons (General Assembly resolution 48/116). The General Assembly has also tasked UNHCR through various resolutions to contribute to the prevention and reduction of statelessness and further protect stateless persons. As regards UNHCR's assistance activities, the basic provisions of the Statute have been expanded by General Assembly resolution 832 (IX).

### III. FINANCIAL HIGHLIGHTS FOR THE YEAR ENDED 31 DECEMBER 2005

#### A. Introduction

1. The present note on financial highlights is designed to be read in conjunction with UNHCR's financial statements, but can also be considered alone. It presents an overview of the consolidated results and analysis of the financial statements by fund, highlighting important trends and significant changes.
2. The financial highlights, the audited financial statements and the Report of the Board of Auditors, along with the associated Report of the Advisory Committee on Administrative and Budgetary Questions, will be submitted to the United Nations General Assembly at its sixty-first session.

#### B. Overview

3. The year 2005 was the most challenging financially since the inception of the Unified Budget in 2000. The gap between total funds available<sup>1</sup> for the Annual Programme Fund and the Executive Committee approved budget was \$102.2 million in 2005 compared to \$28.9 million in 2004. The gap in 2005 is the largest since the inception of the Unified Budget. The funding level of the annual programme budget in 2005 was 89 per cent compared to 97 per cent in 2004. Figure I.1 provides a comparison of total budget, funds available, overall expenditures and fund balances for the past five years for the Annual Programme Fund.

4. At the beginning of 2005 as a precaution against potential shortfalls in the Annual Programme Fund, programme budgets were "capped" (i.e. reduction in spending authority) at 92.5 per cent and non-staff administrative costs budgets were capped at 90 per cent. However, this initial capping proved insufficient to offset currency exchange rate losses due to the strengthening of the US dollar against all major currencies in 2005. As such, during the last quarter of 2005 spending authority for the Field and Headquarters was further reduced by 5 per cent and 10 per cent respectively. The net effect of the capping and reduction in spending authority brought the total caps on the programme budget to 88 per cent and non-staff administrative cost budgets to 85 per cent; in other words, \$78 million-worth of budgeted activities could not be implemented.

5. Despite these measures and close management of expenditures in relation to total funds available, UNHCR ended the year 2005 by having to borrow \$12.2 million from the Working Capital and Guarantee Fund.

6. Funds available for the Supplementary Programme Fund in 2005 were \$317.2 million, compared to \$197.5 million in 2004, representing a funding level of 77 per cent in 2005 and 71 per cent in 2004. Figure I.2 provides a comparison of total budget, funds available and overall expenditures for the past five years for the Supplementary Programme Fund.

7. Total funds available for the Annual Programme and Supplementary Programme Budgets exceeded total expenditures by \$66.4 million, compared to \$65 million in 2004 and \$98 million in 2003. In the past five years, the excess of total funds available over total expenditures for the combined Annual Programme and Supplementary Programme Budgets has ranged from \$49.5 million to \$98 million. Figure I.3 provides a comparison of total budget, funds available and overall expenditures for the Annual and Supplementary Programme Funds for the past five years.

---

<sup>1</sup> Total funds available consist of voluntary contributions, interest and miscellaneous income, currency exchange adjustments, transfers and adjustments, and beginning fund balances

Figure I.1  
Comparative figures for the Annual Programme Fund

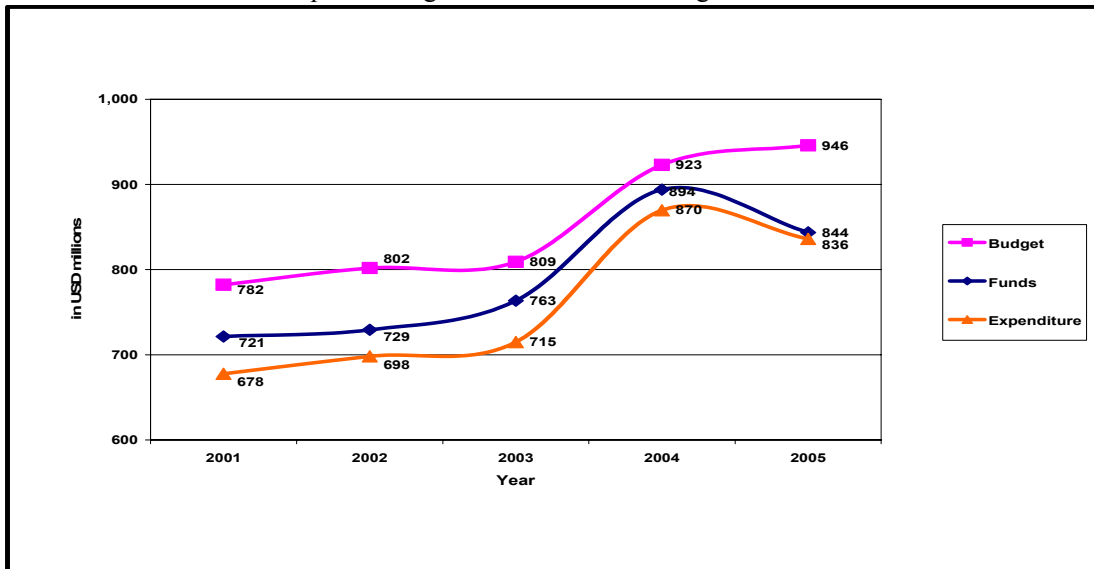


Figure I.2  
Comparative figures for the Supplementary Programme Fund

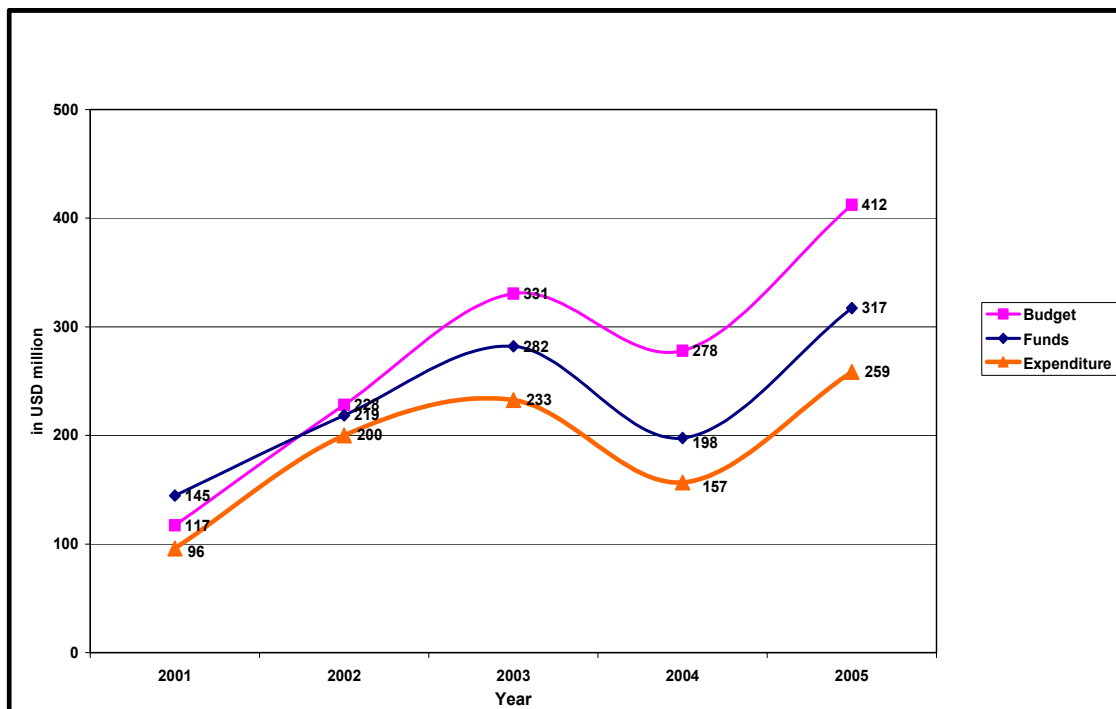
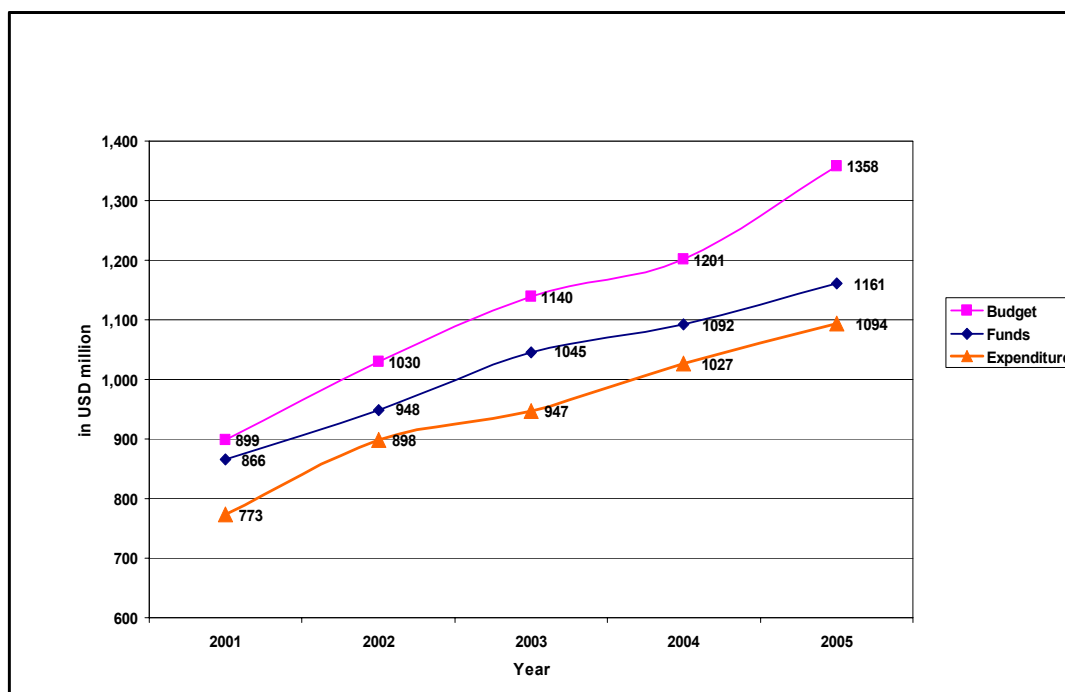




Figure I.3  
Combined figures for the Annual and Supplementary Programme Fund



C. Annual Programme Fund

*Voluntary contributions*

8. In 2005, against an Annual Programme Budget of \$945.8 million, voluntary contributions for the Annual Programme Fund, including Operational Reserve Category II, were \$798.5 million (84 per cent) compared to \$793.9 million (86 per cent) in 2004 and \$652.6 million (81 per cent) in 2003. This represents a marginal increase in voluntary contributions to the Annual Programme Budget of \$4.6 million or 1 per cent from 2004, while the budget for the Annual Programme increased from \$922.9 million in 2004 to \$945.8 million in 2005.

9. Additional income was derived from miscellaneous sources, such as currency exchange adjustments, interest income, inter-fund transfers and other adjustments.

*Miscellaneous income - currency exchange adjustments*

10. In 2005, currency exchange adjustments resulted in a loss of \$36 million, compared to gains of \$6.9 million in 2004 and \$41.5 million in 2003. The loss of \$36 million consists of a net realized loss of \$17 million from contributions; a net unrealized loss of \$24.5 million from the revaluation of cash, contributions receivable, accounts receivable and accounts payable during and at the end of the year; and a realized gain of \$5.5 million from transactions that were settled during the year in accordance with the United Nations operational rates of exchange in effect at the time of the transaction.

11. The significant loss from currency exchange adjustments in 2005 compared to 2004 is attributable principally to the strengthening of the US dollar in 2005. At the beginning of 2005, the general consensus market view was that the dollar would continue its multi-year depreciation. Yet the US dollar embarked almost immediately on a recovery that carried it to double-digit gains against almost all the other major currencies. Table I.1 below provides an overview of changes in the major currencies against the US dollar in 2005.

Table I.1  
Changes in major currencies against the US dollar in 2005

Currency	Currency units per US\$		Percentage Change
	31-Dec-05	31-Dec-04	
Australian dollar	1,37	1,291	-6,1%
Canadian dollar	1,17	1,22	4,1%
Danish krone	6,3	5,48	-15,0%
Japanese yen	117	104	-12,5%
Norwegian kroner	6,77	6,08	-11,3%
Swedish krona	7,96	6,61	-20,4%
Swiss franc	1,31	1,13	-15,9%
Pound sterling (UK)	0,581	0,522	-11,3%
Euro area	0,845	0,737	-14,7%

12. In 2005, approximately 40 per cent of the organization's voluntary contributions were denominated in United States dollars, 30 per cent in euros, 8 per cent in Swedish kronas, 6 per cent in Norwegian kroner, 5 per cent in Danish kroner, 5 per cent in pounds sterling and the remaining 6 per cent in other major currencies. Conscious of the volatility of the currency exchange markets and the significant risk that unanticipated exchange rate changes have on operations, and the time lag between the recording of pledges and cash receipt, UNHCR will continue to assess and manage the risks posed by volatile currency fluctuations.

*Miscellaneous income – interest income*

13. The organization earns interest income primarily from cash and term deposit balances which it maintains throughout the year. In 2005, interest income was \$2.3 million compared to \$1.8 million in 2004, representing an increase of \$0.5 million. This reflects the slight increase in short term interest rates.

*Expenditures*

14. In 2005, expenditures under the Annual Programme Fund were \$835.9 million, compared to \$869.7 million in 2004 representing a decrease of \$33.8 million or 4 per cent from 2004. This reflects the efforts to contain expenditures within total funds available as discussed in paragraph 4 above. Total 2005 expenditures were 99 per cent of total funds available for the Annual Programme Fund, including the borrowing of \$12.2 million from the Working Capital and Guarantee Fund. This required careful management to ensure that expenditures remained within total funds available and borrowings from the Working Capital and Guarantee Fund were within the statutory limits.

*Reserves and fund balances*

15. The reserves and fund balances for the Annual Programme Fund for 2005 amounted to \$7.7 million (all earmarked) including the borrowing of \$12.2 million from the Working Capital and Guarantee Fund compared to \$24.3 million (all earmarked) in 2004. Without the borrowing, the fund balance would have been a negative (\$4.5 million). The end-of-year fund balance for the Annual Programme Fund is at its lowest level since 1997 and represents less than a week's expenditure for the organization; this reflects the increasing gap between the ExCom approved budget and total funds available.

*Cash balances*

16. At the end of 2005, total cash available for the Annual Programme Fund was \$6.6 million (including the borrowing of \$12.2 million from the Working Capital and Guarantee Fund) compared to \$41.4 million in 2004. This represents a significant decline in the liquidity of the Annual Programme Fund.

D. Supplementary Programme Fund

*Voluntary contributions*

17. In 2005, against a Supplementary Programme Budget of \$412.2 million, voluntary contributions for the Supplementary Programme Fund were \$287.5 million (70 per cent) compared to \$158.3 million (57 per cent) in 2004 and \$268.2 million (81 per cent) in 2003, representing an increase of \$129.2 million or 82 per cent from 2004. Voluntary contributions for the Supplementary Programme Budget increased to 26 per cent of total voluntary contributions for the combined Annual Programme and Supplementary Programme Budgets in 2005 compared to 17 per cent in 2004 and 29 per cent in 2003.

18. The significant increase in the Supplementary Programme funding for the 2005 Budget compared to 2004, is principally attributable to a higher Supplementary Programme Budget in 2005 an increase of almost 50 per cent from 2004 - as there were many more situations requiring the creation of a Supplementary Programme in 2005. New and major supplementary programmes in 2005 included: Emergency Assistance to Sudanese Refugees in Eastern Chad and Darfur; Indian Ocean Earthquake-Tsunami Emergency; Iraq Operation; Repatriation and Reintegration of Burundian Refugees; Return and Reintegration of Sudanese Refugees to Southern Sudan; South Asia Earthquake; Western Sahara Operation – UNHCR/MINURSO (figure I.2).

*Reserves and fund balances*

19. The reserves and fund balances for the Supplementary Programme Fund for 2005 amounted to \$58.7 million (all earmarked) compared to \$40.7 million (all earmarked) in 2004. The increase is attributable to the additional supplementary programmes created in 2005.

*Cash balances*

20. At the end of 2005, total cash available for the Supplementary Programme Fund was \$57.7 million compared to \$31.6 million in 2004.

E. Unified Budget (excluding the United Nations Regular Budget and the Junior Professional Officers programme)

*Voluntary contributions*

21. In 2005, against a revised total budget of \$1,358.0 million (excluding the United Nations Regular Budget and Junior Professional Officers programme), voluntary contributions reached \$1,086 million, compared to \$952.2 million in 2004, representing an increase of \$133.8 million or 14 per cent from 2004. Almost all of the increase was attributable to the Supplementary Programme Fund.

*Expenditures*

22. In 2005, total expenditures for programmed activities under the Unified Budget (excluding the United Nations Regular Budget and Junior Professional Officers programme), amounted to \$1,094.4 compared to \$1,026.5 in 2004, representing an increase of \$67.6 million or 7 per cent from 2004 (figure I.3). The combined expenditures of the Annual Programme and Supplementary Funds were 94 per cent of total funds available in 2005 and 2004.

*Reserves and fund balances*

23. The total reserves and fund balances of the organization for 2005 amounted to \$133.3 million comprised of \$37.8 million for the Working Capital and Guarantee Fund, \$7.7 million for the Annual Programme Fund, - all earmarked - including the borrowing of \$12.2 million from the Working Capital and Guarantee Fund, \$58.7 million for the Supplementary Programme Fund (all earmarked), \$7.4 million for Junior Professional Officers, and \$20.9 million for the Medical Insurance Plan.

24. The total reserves and fund balances of the organization for 2004 amounted to \$141.7 million, comprised of \$50 million for the Working Capital and Guarantee Fund, \$24.3 million for the Annual Programme Fund (all earmarked), \$40.7 million for the Supplementary Programme Fund (all earmarked), \$8.5 million for Junior Professional Officers, and \$18.2 million for the Medical Insurance Plan.

25. The decrease in reserves and fund balances to \$133.3 million at the end of 2005 compared to \$141.7 million at the end of 2004 is principally attributable to the large currency exchange loss of \$36 million in 2005. Reserves and fund balances available for programme activities amounted to \$105.0 million (reserves and fund balances for the Working Capital and Guarantee Fund, the Annual Programme and Supplementary Programme Funds). This represents five weeks of expenditure for the organization and reflects the continued delicate balance between operational needs and the availability of funds.

*Cash balances*

26. At the end of 2005, total cash resources decreased to \$133.3 million from \$147.1 million in 2004, compared to \$191.7 million in 2003.

*Cost structure of the unified budget – (breakdown)*

27. The cost structure of the Unified Budget (in terms of relative share of management and administration, programme support and programme) has remained stable over the past five years. The share of management and administration has remained low.

Table I.2  
Cost structure of the Unified Budget  
excluding contributions from the United Nations Regular Budget

	<u>2001</u>	<u>2002</u>	<u>2003</u>	<u>2004</u>	<u>2005</u>
Management & administration	4%	4%	5%	5%	4%
Programme support	24%	22%	23%	24%	24%
Programme	72%	74%	72%	71%	72%

*Implementing partner expenditures*

28. In 2005, UNHCR disbursed a total of \$324 million or 30 per cent of programmed expenditures through implementing partners. This compares with \$329 million or 32 per cent in 2004 and \$304.6 million or 32 per cent in 2003. The relative share of programme funds disbursed through implementing partners has remained stable.

*Unfunded liabilities*

29. In 2005, the liabilities for after-service health insurance, accrued leave and termination benefits were \$417 million, compared to \$336 million in 2004 and \$290 million in 2003. These increasing liabilities are unfunded. In order to assess possible options for funding the liabilities, the organization is awaiting the decision of the General Assembly, expected in June 2006, on the report submitted by the United Nations Secretariat on possible measures for funding these liabilities over time.<sup>2</sup> UNHCR has also been discussing the matter with other United Nations organizations that have unfunded liabilities with a view to formulating a comprehensive approach to this issue.

30. For voluntarily funded organizations such as UNHCR, unfunded post retirement benefits could mean enormous termination costs with the ensuing risk of serious financial jeopardy; this issue thus requires immediate attention.

*Unliquidated obligations*

31. Owing to better planning and close monitoring, the percentage of unliquidated obligations compared to total programmed activities has continued to decrease steadily, despite a considerable increase in activities. At the end of the year in 2005, unliquidated obligations were \$81.5 million or 7.2 per cent of total programmed activity, compared to \$91.5 million or 8.7 per cent in 2004, and \$85.3 million or 9.0 per cent in 2003.

*Cancellation of prior years' obligations*

32. Cancellation of prior years' obligations amounted to \$15.1 million or 16.5 per cent of prior years' unliquidated obligations in 2005, compared to \$17.5 million or 20 percent in 2004, and \$18 million or 23 per cent in 2003. Management continues to pay close attention to the amounts recorded as unliquidated obligations throughout the year.

<sup>2</sup> See General Assembly document A/60/846/Add.3

*Central Emergency Revolving Fund*

33. During 2005, the organization borrowed \$10.0 million from the Central Emergency Revolving Fund. The amount remained outstanding at the end of the year. The fund was created in 1992 by the General Assembly for use by operational organizations in the early stages of emergencies.

F. Other items of interest

*Governance structures, principles and accountability*

34. In line with United Nations General Assembly resolutions A/57/278A of 20 December 2002 and A/59/264 of 23 December 2004, requesting the Secretary-General and the executive heads of the Funds and Programmes of the United Nations to examine governance structures, principles and accountability throughout the United Nations system, reference is made to conference room paper EC/57/SC/CRP.3 presented to the 35<sup>th</sup> meeting of the Standing Committee (7-9 March 2006).

FINANCIAL HIGHLIGHTS																				Table I.3
FIVE-YEAR SUMMARY																				
(in millions of United States dollars)																				
AS OF AND FOR THE YEAR ENDED 31 DECEMBER																				
	2001				2002				2003				2004				2005			
	Annual programme	Supple- mentary programme	Other funds**	Total	Annual programme	Supple- mentary programme	Other funds**	Total	Annual programme	Supple- mentary programme	Other funds**	Total	Annual programme	Supple- mentary programme	Other funds**	Total	Annual programme	Supple- mentary programme	Other funds**	Total
<b>Budget</b>	782,1	117,1	26,2	925,4	801,7	228,1	27,1	1 056,9	809,1	330,6	36,6	1 176,3	922,9	278,0	37,9	1 238,8	945,8	412,2	49,6	1 407,6
<b>Total funds available</b>	721,3	144,7	85,9	951,9	729,2	218,5	101,5	1 049,2	763,3	282,1	111,2	1 156,6	894,0	197,5	115,5	1 207,0	843,6	317,2	117,2	1 278,0
Income - voluntary contributions	634,7	135,3	29,6	799,6	621,9	185,2	29,7	836,8	652,6	268,2	36,2	957,0	793,9	158,3	37,8	990,0	798,5	287,5	48,9	1 134,9
Interest & miscellaneous income	2,2	-	7,2	9,4	4,0	-	6,2	10,2	5,0	-	5,9	10,9	4,4	-	5,7	10,1	6,3	-	7,2	13,5
Currency exchange adjustment	(14,0)	-	-	(14,0)	31,6	0,6	-	32,2	39,9	1,6	-	41,5	6,9	-	-	6,9	-	-	(36,0)	(36,0)
Transfers and adjustments	44,8	2,1	(18,4)	28,5	28,0	(16,2)	9,3	21,1	34,7	(6,1)	(1,2)	27,4	40,3	(10,3)	(1,0)	29,0	14,5	(11,0)	20,4	23,9
Beginning fund balance	53,6	7,3	67,5	128,4	43,7	48,9	56,3	148,9	31,1	18,4	70,3	119,8	48,5	49,5	73,0	171,0	24,3	40,7	76,7	141,7
<b>Total expenditures</b>	677,6	95,8	29,6	803,0	698,1	200,1	31,2	929,4	714,8	232,6	38,2	985,6	869,7	156,8	38,8	1 065,3	835,9	258,5	50,3	1 144,7
Management & administration	34,8	-	20,4	55,2	36,4	-	21,0	57,4	43,1	-	28,2	71,3	47,9	-	27,7	75,6	47,0	-	38,5	85,5
Programme support	181,8	6,2	-	188,0	186,5	12,2	-	198,7	199,3	18,9	-	218,2	229,8	19,4	-	249,2	237,2	26,1	-	263,3
Programme	461,0	89,6	9,2	559,8	475,2	187,9	10,2	673,3	472,4	213,7	10,0	696,1	592,0	137,4	11,1	740,5	551,7	232,4	11,8	795,9
<b>Reserves and fund balance</b>	43,7	48,9	56,3	148,9	31,1	18,4	70,3	119,8	48,5	49,5	73,0	171,0	24,3	40,7	76,7	141,7	7,7	58,7	66,9	133,3
Loan from working capital	12,0	-	-	12,0	-	-	-	-	-	-	-	-	-	-	1,3	1,3	12,2	-	-	12,2
Cash and term deposits	31,0	54,8	54,7	140,5	41,5	28,3	68,9	138,7	62,5	57,0	72,2	191,7	41,4	31,6	74,2	147,2	6,6	57,7	69,0	133,3
Unliquidated obligation	50,6	23,4	0,2	74,2	49,3	29,0	0,2	78,5	50,9	34,2	0,2	85,3	69,3	22,2	-	91,5	47,5	30,8	3,2	81,5
Cancellation of previous years	17,7	2,2	0,1	20,0	11,4	1,5	0,2	13,1	11,4	6,4	0,2	18,0	10,8	6,7	-	17,5	13,3	1,8	-	15,1

\*\* Includes the Working Capital and Guarantee Fund, Medical Insurance Plan and the Junior Professional Officer scheme. Restated to include the United Nations Regular Budget Fund.

IV. FINANCIAL STATEMENTS  
FOR THE YEAR ENDED 31 DECEMBER 2005



**STATEMENT OF INCOME AND EXPENDITURE AND CHANGES IN RESERVES AND FUND BALANCES**  
for the year ended 31 December 2005  
(in thousands of United States Dollars)

Statement 1

	Schedule or Note Reference	Working Capital and Guarantee Fund	Annual Programme Fund		UN Regular Budget Fund	Supplementary Programmes Fund		Junior Professional Officers Fund <i>Note 2 (d)</i>	Medical Insurance Plan <i>Note 2 (d)</i>	2005	2004
			General	Trust		General	Trust				
<b>INCOME:</b>											
Voluntary Contributions		0	798 509	0	39 270	287 504	0	9 602	0	1 134 885	990 020
Other/Miscellaneous Income											
Interest Income		2 260	0	0	0	0	0	0	426	2 686	1 817
Currency exchange adjustments		(35 995)	0	0	0	0	0	0	0	(35 995)	6 906
Other/Miscellaneous Income		176	6 344	0	0	0	0	0	4 283	10 803	8 352
<b>TOTAL INCOME</b>		<b>(33 559)</b>	<b>804 854</b>	<b>0</b>	<b>39 270</b>	<b>287 504</b>	<b>0</b>	<b>9 602</b>	<b>4 708</b>	<b>1 112 378</b>	<b>1 007 096</b>
<b>EXPENDITURE:</b>											
Expenditure		1 054	835 908	0	38 534	258 475	0	8 715	2 002	1 144 688	1 064 712
<b>TOTAL EXPENDITURE</b>		<b>1 054</b>	<b>835 908</b>	<b>0</b>	<b>38 534</b>	<b>258 475</b>	<b>0</b>	<b>8 715</b>	<b>2 002</b>	<b>1 144 688</b>	<b>1 064 712</b>
<b>EXCESS (SHORTFALL) OF INCOME OVER EXPENDITURE</b>		<b>(34 613)</b>	<b>(31 054)</b>	<b>0</b>	<b>736</b>	<b>29 028</b>	<b>0</b>	<b>887</b>	<b>2 707</b>	<b>(32 310)</b>	<b>(57 616)</b>
Adjustments to Prior Years' Contributions		0	(1 790)	(403)	0	(737)	552	(39)	0	(2 418)	(1 650)
Adjustments to Prior Years' Expenditure		0	5 347	0	0	5 723	140	28	0	11 237	12 433
<b>NET EXCESS (SHORTFALL) OF INCOME OVER EXPENDITURE</b>		<b>(34 613)</b>	<b>(27 497)</b>	<b>(403)</b>	<b>736</b>	<b>34 014</b>	<b>692</b>	<b>876</b>	<b>2 707</b>	<b>(23 490)</b>	<b>(46 833)</b>
Cancellation of Prior Years' Obligations		0	13 270	0	0	1 790	0	0	0	15 060	17 569
Transfer Supplementary Programme to Annual Programme		0	20 125	0	0	(20 125)	0	0	0	0	0
Transfer to/from other funds		22 367	(22 060)	0	0	2 064	(364)	(2 008)	0	0	0
<b>RESERVES AND FUND BALANCES, BEGINNING OF YEAR</b>		<b>50 000</b>	<b>23 937</b>	<b>403</b>	<b>0</b>	<b>40 987</b>	<b>(328)</b>	<b>8 554</b>	<b>18 187</b>	<b>141 740</b>	<b>171 005</b>
<b>RESERVES AND FUND BALANCES, END OF YEAR</b>		<b>37 754</b>	<b>7 775</b>	<b>0</b>	<b>736</b>	<b>58 731</b>	<b>0</b>	<b>7 422</b>	<b>20 893</b>	<b>133 310</b>	<b>141 740</b>

**STATEMENT OF ASSETS, LIABILITIES, RESERVES AND FUND BALANCES**  
As at 31 December 2005  
(in thousands of United States Dollars)

Statement II

	Schedule or Note Reference	Working Capital and Guarantee Fund	Annual Programme Fund		UN Regular Budget Fund	Supplementary Programmes Fund		Junior Professional Officers <i>Note 2 (d)</i>	Medical Insurance Plan <i>Note 2 (d)</i>	2005	2004
			General	Trust		General	Trust				
<b>ASSETS:</b>											
Cash and term deposits	Note 8	37 754	6 595	0	3 112	57 657	0	7 323	20 893	133 335	147 176
Accounts receivable											
Voluntary contributions receivable	Sched 1, 2 Note 9	0	47 092	0	776	31 876	0	98	0	79 842	84 172
Due from United Nations agencies	Note 11	0	3 501	0	0	0	0	0	0	3 501	5 943
Due from implementing agencies, net	Note 2(n), 5	0	649	0	0	5	0	0	0	654	1 305
Other receivables	Note 12	0	22 871	0	0	0	0	0	0	22 871	22 595
Other assets		0	4 719	0	0	0	0	0	0	4 719	4 475
<b>TOTAL ASSETS</b>		<b>37 754</b>	<b>85 428</b>	<b>0</b>	<b>3 888</b>	<b>89 538</b>	<b>0</b>	<b>7 422</b>	<b>20 893</b>	<b>244 922</b>	<b>265 666</b>
<b>LIABILITIES:</b>											
Contributions received in advance		0	10 097	0	0	0	0	0	0	10 097	13 064
Unliquidated obligations	Sched 3, 4, 5	0	47 546	0	3 152	30 762	0	0	0	81 459	91 516
Accounts payable	Note 15	0	20 010	0	0	45	0	0	0	20 055	19 346
<b>TOTAL LIABILITIES</b>		<b>0</b>	<b>77 653</b>	<b>0</b>	<b>3 152</b>	<b>30 807</b>	<b>0</b>	<b>0</b>	<b>0</b>	<b>111 612</b>	<b>123 926</b>
<b>RESERVES AND FUND BALANCES</b>											
		37 754	7 775	0	736	58 731	0	7 422	20 893	133 310	141 740
<b>TOTAL LIABILITIES, RESERVES AND FUND BALANCES</b>		<b>37 754</b>	<b>85 428</b>	<b>0</b>	<b>3 888</b>	<b>89 538</b>	<b>0</b>	<b>7 422</b>	<b>20 893</b>	<b>244 922</b>	<b>265 666</b>

**STATEMENT OF CASH FLOWS**  
**For the Year ended 31 December 2005**  
(in thousands of United States Dollars)

Statement III

	Working Capital and Guarantee Fund	Annual Programme Fund General	Annual Programme Fund Trust	UN Regular Budget Fund	Supplementary Programme Fund General	Supplementary Programme Fund Trust	Junior Professional Officers Fund	Medical Insurance Plan	TOTAL	
									2005	2004 <i>Restated</i>
<b>Cash Flows from Operating Activities</b>										
Net excess (shortfall) of income over expenditure (Statement 1)	(34 613)	(27 497)	(403)	736	34 979	(273)	876	2 707	(23 490)	(46 833)
(Increase) decrease in contribution receivable		3 349		574	(69)		1 102		4 955	(11 258)
(Increase) decrease in other accounts receivable	1 350	1 377			(539)	5			2 192	(7 713)
(Increase) decrease in other assets		(244)							(244)	856
Increase (decrease) in contributions received in advance		(2 967)							(2 967)	(8 252)
Increase (decrease) in unliquidated obligations		(21 731)		3 152	8 522				(10 056)	6 192
Increase (decrease) in accounts payable		2 014		(1 350)	45				709	4 843
Less: Interest income	(2 260)	(0)						(426)	(2 686)	(1 817)
Currency exchange adjustments	35 995	(0)							35 995	(6 906)
<b>NET CASH FROM OPERATING ACTIVITIES</b>	<b>471</b>	<b>(45 699)</b>	<b>(403)</b>	<b>3 112</b>	<b>42 937</b>	<b>(268)</b>	<b>1 977</b>	<b>2 281</b>	<b>4 409</b>	<b>(70 888)</b>
<b>Cash flows from investing and financing Activities</b>										
Interest income	2 260							426	2 686	1 817
Currency exchange adjustments	(35 995)								(35 995)	6 906
<b>NET CASH FROM INVESTING AND FINANCING</b>	<b>(33 735)</b>							<b>426</b>	<b>(33 309)</b>	<b>8 723</b>
<b>Cash flows from other sources</b>										
Cancellation of prior years obligations		13 270			1 790				15 060	17 569
Transfer to (from) other funds	22 367	(1 935)			(18 425)		(2 008)		(0)	
<b>NET CASH FROM OTHER SOURCES</b>	<b>22 367</b>	<b>11 335</b>			<b>(16 635)</b>		<b>(2 008)</b>		<b>15 059</b>	<b>17 569</b>
Net Increase (decrease) in cash and term deposits	(10 896)	(34 363)	(403)	3 112	26 302	(268)	(30)	2 707	(13 841)	(44 596)
<b>Cash and term deposits at beginning of year</b>	<b>48 650</b>	<b>40 958</b>	<b>403</b>		<b>31 355</b>	<b>268</b>	<b>7 354</b>	<b>18 187</b>	<b>147 176</b>	<b>191 772</b>
<b>CASH AND TERM DEPOSITS AT END OF YEAR</b>	<b>37 754</b>	<b>6 595</b>		<b>3 112</b>	<b>57 657</b>		<b>7 323</b>	<b>20 893</b>	<b>133 335</b>	<b>147 176</b>

**Contributions by Programme - All Funds**  
**As at 31 December 2005**  
**(in United States Dollars)**

Schedule 1 Report 1

ANNUAL PROGRAMME FUND	Cash		In-Kind	Total
	Outstanding Pledges	Paid		
<b><i>UNHCR TOTAL</i></b>				
<b><i>FIELD OPERATIONS</i></b>				
<b><i>AFRICA</i></b>				
<b><i>AFRICA OVERALL</i></b>				
AFRICA OVERALL	0	65 446	0	65 446
AFRICA OVERALL	0	65 446	0	65 446
<b><i>WEST AFRICA</i></b>				
WEST AFRICA OVERALL	253	26 230	0	26 483
BENIN	(0)	362	0	362
CAMEROON	0	271	0	271
GHANA	0	2 395	0	2 395
GUINEA	(0)	5 940	187	6 128
COTE D'IVOIRE	0	2 507	184	2 691
LIBERIA	1 725	28 518	965	31 208
SENEGAL	0	78	0	78
SIERRA LEONE	871	8 025	396	9 291
WEST AFRICA	2 850	74 325	1 732	78 907
<b><i>EAST AND HORN OF AFRICA</i></b>				
EAST & HORN OF AFRICA OVERALL	0	17 092	0	17 092
DJIBOUTI	0	33	0	33
ERITREA	0	3 423	0	3 423
ETHIOPIA	388	3 975	0	4 363
KENYA	(0)	8 193	586	8 779
SOMALIA	64	4 925	0	4 989
SUDAN	0	11 311	0	11 311
UGANDA	638	8 368	0	9 006
EAST AND HORN OF AFRICA	1 090	57 322	586	58 998
<b><i>CENTRAL AFRICA AND GREAT LAKES</i></b>				
CENTRAL AFRICA & GREAT LAKES	0	16 091	0	16 091
CENTRAL AFRICAN REPUBLIC	0	296	0	296
COUNTRIES IN CENTRAL AFRICA	0	4 961	0	4 961
BURUNDI	396	3 195	0	3 591
CHAD	1 176	6 702	689	8 568
THE REPUBLIC OF THE CONGO	0	1 620	0	1 620
DEMOCRATIC REP OF THE CONGO	0	7 201	0	7 201
RWANDA	0	3 129	62	3 190
UNITED REPUBLIC OF TANZANIA	2 199	15 574	275	18 048
CENTRAL AFRICA AND GREAT LAKES	3 772	58 770	1 026	63 568
<b><i>SOUTHERN AFRICA</i></b>				
SOUTHERN AFRICA OVERALL	0	13 122	0	13 122
ANGOLA	1 078	6 096	0	7 174
BOTSWANA	0	20	0	20
MALAWI	0	141	0	141
ZAMBIA	407	5 580	0	5 987
SOUTHERN AFRICA	1 485	24 960	0	26 445
<b>AFRICA</b>	<b>9 197</b>	<b>280 823</b>	<b>3 343</b>	<b>293 363</b>

Contributions by Programme - All Funds

As at 31 December 2005

(in United States Dollars)

Schedule 1 Report 1

ANNUAL PROGRAMME FUND	Cash		In-Kind	Total
	Outstanding Pledges	Paid		
<b><i>CASWNAME</i></b>				
<b><i>NORTH AFRICA</i></b>				
NORTH AFRICA OVERALL	201	2 595	0	2 796
ALGERIA	318	702	0	1 020
LIBYAN ARAB JAMAHIRIYA	0	5	0	5
MAURITANIA	0	40	0	40
MOROCCO	0	89	0	89
TUNISIA	0	54	0	54
<b><i>NORTH AFRICA</i></b>	<b>518</b>	<b>3 486</b>	<b>0</b>	<b>4 004</b>
<b><i>MIDDLE EAST</i></b>				
MIDDLE EAST OVERALL	0	5 120	0	5 120
EGYPT	483	1 849	0	2 332
IRAQ	0	1 226	0	1 226
JORDAN	0	448	0	448
LEBANON	0	508	0	508
SYRIAN ARAB REPUBLIC	0	234	0	234
YEMEN	0	1 630	0	1 630
<b><i>MIDDLE EAST</i></b>	<b>483</b>	<b>11 015</b>	<b>0</b>	<b>11 499</b>
<b><i>SOUTH-WEST ASIA</i></b>				
SOUTH-WEST ASIA OVERALL	163	34 732	0	34 894
AFGHANISTAN	2 066	27 897	0	29 963
ISLAMIC REPUBLIC OF IRAN	227	4 401	0	4 628
PAKISTAN	760	2 847	0	3 607
<b><i>SOUTH-WEST ASIA</i></b>	<b>3 216</b>	<b>69 877</b>	<b>0</b>	<b>73 092</b>
<b><i>CENTRAL ASIA</i></b>				
CENTRAL ASIA OVERALL	0	1 982	0	1 982
TAJKISTAN	0	496	0	496
<b><i>CENTRAL ASIA</i></b>	<b>0</b>	<b>2 478</b>	<b>0</b>	<b>2 478</b>
<b><i>CASWNAME</i></b>	<b>4 217</b>	<b>86 855</b>	<b>0</b>	<b>91 072</b>
<b><i>ASIA AND THE PACIFIC</i></b>				
<b><i>ASIA AND PACIFIC OVERALL</i></b>	<b>0</b>	<b>5 140</b>	<b>0</b>	<b>5 140</b>
<b><i>ASIA AND PACIFIC OVERALL</i></b>	<b>0</b>	<b>5 140</b>	<b>0</b>	<b>5 140</b>
<b><i>SOUTH ASIA</i></b>				
SOUTH ASIA OVERALL	0	2 161	0	2 161
BANGLADESH	1 357	1 328	0	2 685
INDIA	0	1 416	0	1 416
SRI LANKA	647	6 640	0	7 287
NEPAL	1 176	3 881	0	5 057
<b><i>SOUTH ASIA</i></b>	<b>3 180</b>	<b>15 426</b>	<b>0</b>	<b>18 606</b>
<b><i>EAST ASIA AND THE PACIFIC</i></b>				
EAST ASIA AND PACIFIC OVERALL	0	9 136	0	9 136
INDONESIA	291	1 977	0	2 269
JAPAN	0	0	0	0
CAMBODIA	0	757	0	757
MALAYSIA	7	372	0	380
MONGOLIA	0	64	0	64
MYANMAR	253	3 474	0	3 726
THAILAND	327	2 211	0	2 537
VIET NAM	24	40	0	64
<b><i>EAST ASIA AND THE PACIFIC</i></b>	<b>902</b>	<b>18 031</b>	<b>0</b>	<b>18 932</b>
<b><i>ASIA AND THE PACIFIC</i></b>	<b>4 082</b>	<b>38 597</b>	<b>0</b>	<b>42 678</b>

**Contributions by Programme - All Funds**  
**As at 31 December 2005**  
**(in United States Dollars)**

Schedule 1 Report 1

ANNUAL PROGRAMME FUND	Cash		In-Kind	Total
	Outstanding Pledges	Paid		
<b><u>EUROPE</u></b>				
<b><u>EASTERN EUROPE</u></b>				
EASTERN EUROPE OVERALL	0	7 201	0	7 201
ARMENIA	0	517	0	517
AZERBAIJAN	0	1 225	0	1 225
BELARUS	134	365	0	499
GEORGIA	870	1 225	0	2 095
REPUBLIC OF MOLDOVA	24	90	0	114
RUSSIAN FEDERATION	501	6 361	0	6 862
UKRAINE	178	472	0	650
<b>EASTERN EUROPE</b>	<b>1 708</b>	<b>17 456</b>	<b>0</b>	<b>19 164</b>
<b><u>CENTRAL EUROPE</u></b>				
OTHER COUNTRIES IN CENT EUROPE	0	250	0	250
CENT EUROPE AND BALTIC STATES	0	2 653	0	2 653
ROMANIA	0	756	4	760
TURKEY	450	399	0	849
<b>CENTRAL EUROPE</b>	<b>450</b>	<b>4 058</b>	<b>4</b>	<b>4 512</b>
<b><u>WESTERN EUROPE</u></b>				
WESTERN EUROPE OVERALL	0	850	0	850
AUSTRIA	0	49	0	49
BELGIUM	0	125	0	125
FRANCE	0	856	0	856
UNITED KINGDOM	0	452	0	452
GERMANY	0	345	0	345
IRELAND	(0)	88	0	88
ITALY	0	401	0	401
SPAIN	0	389	0	389
SWEDEN	0	88	0	88
SWITZERLAND	0	118	0	118
<b>WESTERN EUROPE</b>	<b>(0)</b>	<b>3 762</b>	<b>0</b>	<b>3 762</b>
<b><u>SOUTH EASTERN EUROPE</u></b>				
SOUTH EASTERN EUROPE OVERALL	54	17 859	0	17 913
ALBANIA	173	979	0	1 151
BOSNIA AND HERZEGOVINA	302	1 975	0	2 276
CROATIA	0	1 179	0	1 179
SERBIA AND MONTENEGRO	4	2 406	0	2 410
THE FYR MACEDONIA	0	1 373	0	1 373
<b>SOUTH EASTERN EUROPE</b>	<b>532</b>	<b>25 770</b>	<b>0</b>	<b>26 303</b>
<b>EUROPE</b>	<b>2 690</b>	<b>51 046</b>	<b>4</b>	<b>53 740</b>

Contributions by Programme - All Funds

As at 31 December 2005

(in United States Dollars)

Schedule 1 Report 1

ANNUAL PROGRAMME FUND	Cash		In-Kind	Total
	Outstanding Pledges	Paid		
<b><i>AMERICAS</i></b>				
<b><i>NORTHERN SOUTH AMERICA</i></b>				
NORTHERN SOUTH AMERICA OVERALL	0	1 472	0	1 472
VENEZUELA REGIONAL OFFICE	75	1 040	0	1 115
ECUADOR	443	2 382	0	2 825
COLOMBIA	1 443	7 650	0	9 093
COSTA RICA	0	129	0	129
PANAMA	0	180	0	180
<b>NORTHERN SOUTH AMERICA</b>	<b>1 961</b>	<b>12 853</b>	<b>0</b>	<b>14 814</b>
<b><i>SOUTHERN SOUTH AMERICA</i></b>				
SOUTHERN SOUTH AMERICA OVERALL	0	1 451	0	1 451
BRAZIL	0	209	0	209
<b>SOUTHERN SOUTH AMERICA</b>	<b>0</b>	<b>1 660</b>	<b>0</b>	<b>1 660</b>
<b><i>NORTH AMERICA AND CARIBBEAN</i></b>				
NORTH AMERICA & THE CARIBBEAN	0	1 854	0	1 854
UNITED STATES OF AMERICA	0	350	0	350
<b>NORTH AMERICA AND CARIBBEAN</b>	<b>0</b>	<b>2 204</b>	<b>0</b>	<b>2 204</b>
<b><i>CENTRAL AMERICA AND MEXICO</i></b>				
CENTRAL AMERICA OVERALL	0	1 556	0	1 556
MEXICO REGIONAL OFFICE	0	2	0	2
<b>CENTRAL AMERICA AND MEXICO</b>	<b>0</b>	<b>1 558</b>	<b>0</b>	<b>1 558</b>
<b>AMERICAS</b>	<b>1 961</b>	<b>18 275</b>	<b>0</b>	<b>20 236</b>
<b>FIELD OPERATIONS</b>	<b>22 147</b>	<b>475 595</b>	<b>3 347</b>	<b>501 089</b>
<b><i>GLOBAL PROGRAMMES</i></b>				
<b><i>EXECUTIVE DIRECTION AND MGT</i></b>				
<b><i>EXECUTIVE DIRECTION AND MGT</i></b>				
EMERGENCY AND SECURITY SERVICE	29	4 768	104	4 901
<b>EXECUTIVE DIRECTION AND MGT</b>	<b>29</b>	<b>4 768</b>	<b>104</b>	<b>4 901</b>
<b><i>EXECUTIVE DIRECTION AND MGT</i></b>				
<b><i>EXECUTIVE DIRECTION AND MGT</i></b>				
EXECUTIVE DIRECTION AND MGT	29	4 768	104	4 901
<b><i>DIV INT PROTECTION SERVICES</i></b>				
<b><i>DIV INT PROTECTION SERVICES</i></b>				
DIV INT PROTECTION SERVICES	1 774	5 349	0	7 123
DIV INT PROTECTION SERVICES	1 774	5 349	0	7 123
<b>DIV INT PROTECTION SERVICES</b>	<b>1 774</b>	<b>5 349</b>	<b>0</b>	<b>7 123</b>
<b><i>DIV EXTERNAL RELATIONS</i></b>				
<b><i>DIV EXTERNAL RELATIONS</i></b>				
DIV EXTERNAL RELATIONS	0	846	0	846
DIV EXTERNAL RELATIONS	0	846	0	846
<b>DIV EXTERNAL RELATIONS</b>	<b>0</b>	<b>846</b>	<b>0</b>	<b>846</b>
<b><i>DEPARTMENT OF OPERATIONS</i></b>				
<b><i>DIV OPERATIONAL SERVICES</i></b>				
<b><i>DIV OPERATIONAL SERVICES</i></b>				
DIV OPERATIONAL SUPPORT	129	7 280	2 128	9 537
DIV OPERATIONAL SERVICES	129	7 280	2 128	9 537
PROV OF EXPERTISE EVALS (EPA)	0	167	0	167
<b>DEPARTMENT OF OPERATIONS</b>	<b>129</b>	<b>7 447</b>	<b>2 128</b>	<b>9 704</b>
GLOBAL OPERATIONS	0	19 417	0	19 417
<b>GLOBAL PROGRAMMES OVERALL</b>	<b>0</b>	<b>19 417</b>	<b>0</b>	<b>19 417</b>
<b>GLOBAL PROGRAMMES</b>	<b>1 932</b>	<b>37 827</b>	<b>2 231</b>	<b>41 991</b>
<b><i>HEADQUARTERS</i></b>				
<b><i>EXECUTIVE OFFICE</i></b>				
<b><i>EXECUTIVE OFFICE</i></b>				
EXECUTIVE OFFICE	0	409	0	409
EXECUTIVE OFFICE	0	409	0	409
<b>EXECUTIVE OFFICE</b>	<b>0</b>	<b>409</b>	<b>0</b>	<b>409</b>

**Contributions by Programme - All Funds**  
**As at 31 December 2005**  
**(in United States Dollars)**

Schedule 1 Report 1

ANNUAL PROGRAMME FUND	Cash		In-Kind	Total
	Outstanding Pledges	Paid		
<b><u>DEPT OF INT PROTECTION</u></b>				
DIPS, DIV OF INT. PROTECTION	0	4	0	4
DIPS, PROTECTION CAPACITY SECT	1	67	0	68
DIPS, STATUS DETRM. & PROT INF	0	24	0	24
DEPT INT PROTECTION	1	96	0	96
<b>DEPT OF INT PROTECTION</b>	<b>1</b>	<b>96</b>	<b>0</b>	<b>96</b>
<b><u>DEPARTMENT OF OPERATIONS</u></b>				
<b><u>DEPARTMENT OF OPERATIONS</u></b>				
DIV OPERATIONAL SUPPORT	0	1 801	0	1 801
REGIONAL BUREAUX	114	850	0	964
DEPARTMENT OF OPERATIONS	114	2 651	0	2 765
<b>DEPARTMENT OF OPERATIONS</b>	<b>114</b>	<b>2 651</b>	<b>0</b>	<b>2 765</b>
<b><u>DIV FINANCE AND SUPPLY MGT</u></b>				
<b><u>DIV FINANCE AND SUPPLY MGT</u></b>				
OFFICE OF THE CONTROLLER	0	403	0	403
DIV FINANCE AND SUPPLY MGT	0	403	0	403
<b>DIV FINANCE AND SUPPLY MGT</b>	<b>0</b>	<b>403</b>	<b>0</b>	<b>403</b>
<b><u>HEADQUARTERS OVERALL</u></b>				
<b><u>HEADQUARTERS OVERALL</u></b>				
HEADQUARTERS OVERALL	0	25 923	0	25 923
HEADQUARTERS OVERALL	0	25 923	0	25 923
<b>HEADQUARTERS OVERALL</b>	<b>0</b>	<b>25 923</b>	<b>0</b>	<b>25 923</b>
<b>HEADQUARTERS</b>	<b>115</b>	<b>29 483</b>	<b>0</b>	<b>29 597</b>
<b><u>OPERATIONAL RESERVE</u></b>				
<b><u>OPERATIONAL RESERVE</u></b>				
<b><u>OPERATIONAL RESERVE</u></b>				
OPERATIONAL RESERVE	0	7 169	0	7 169
OPERATIONAL RESERVE	0	7 169	0	7 169
<b>OPERATIONAL RESERVE</b>	<b>0</b>	<b>7 169</b>	<b>0</b>	<b>7 169</b>
<b><u>OVERALL</u></b>				
<b><u>OVERALL</u></b>				
<b><u>OVERALL</u></b>				
OVERALL	6 243	212 421	0	218 663
OVERALL	6 243	212 421	0	218 663
<b>OVERALL</b>	<b>6 243</b>	<b>212 421</b>	<b>0</b>	<b>218 663</b>
<b>OVERALL</b>	<b>6 243</b>	<b>212 421</b>	<b>0</b>	<b>218 663</b>
<b>Total ANNUAL PROGRAMME FUND</b>	<b>30 436</b>	<b>762 495</b>	<b>5 578</b>	<b>798 509</b>



**Contributions by Programme - All Funds**

**As at 31 December 2005**

**(in United States Dollars)**

**Schedule 1 Report 1**

UN REGULAR BUDGET FUND	Cash		In-Kind	Total
	Outstanding Pledges	Paid		
<b><i>UNHCR TOTAL</i></b>				
HEADQUARTERS	0	38 494	0	38 494
OVERALL	776	0	0	776
<b>Total UN REGULAR BUDGET FUND</b>	776	38 494	0	39 270

**Contributions by Programme - All Funds**  
**As at 31 December 2005**  
**(in United States Dollars)**

Schedule 1 Report 1

SUPPLEMENTARY PROGRAMME FUND	Cash		In-Kind	Total
	Outstanding Pledges	Paid		
<b><u>UNHCR TOTAL</u></b>				
<b><u>FIELD OPERATIONS</u></b>				
<b><u>AFRICA</u></b>				
<b><u>AFRICA OVERALL</u></b>				
AFRICA OVERALL	0	22 802	0	22 802
AFRICA OVERALL	0	22 802	0	22 802
<b><u>EAST AND HORN OF AFRICA</u></b>				
ETHIOPIA	0	1 294	0	1 294
SOMALIA	118	900	0	1 018
SUDAN	7 399	32 931	237	40 567
EAST AND HORN OF AFRICA	7 516	35 125	237	42 878
<b><u>CENTRAL AFRICA AND GREAT LAKES</u></b>				
CENTRAL AFRICA & GREAT LAKES	6 681	26 674	0	33 355
BURUNDI	1 478	13 738	535	15 751
CHAD	2 612	47 291	0	49 903
THE REPUBLIC OF THE CONGO	0	702	0	702
DEMOCRATIC REP OF THE CONGO	1 012	6 250	0	7 262
UNITED REPUBLIC OF TANZANIA	389	1 556	102	2 047
CENTRAL AFRICA AND GREAT LAKES	12 172	96 211	637	109 020
<b><u>AFRICA</u></b>	19 688	154 138	874	174 700
<b><u>CASWANAME</u></b>				
<b><u>CASWANAME OVERALL</u></b>				
CASWANAME OVERALL	0	417	0	417
CASWANAME OVERALL	0	417	0	417
<b><u>NORTH AFRICA</u></b>				
NORTH AFRICA OVERALL	0	1 716	0	1 716
NORTH AFRICA	0	1 716	0	1 716
<b><u>MIDDLE EAST</u></b>				
MIDDLE EAST OVERALL	1	9 603	0	9 604
IRAQ	4 957	6 725	0	11 683
MIDDLE EAST	4 958	16 328	0	21 286
<b><u>SOUTH-WEST ASIA</u></b>				
ISLAMIC REPUBLIC OF IRAN	0	15	0	15
PAKISTAN	4 542	25 572	121	30 234
SOUTH-WEST ASIA	4 542	25 586	121	30 249
<b>CASWANAME</b>	9 500	44 047	121	53 668

**Contributions by Programme - All Funds**  
**As at 31 December 2005**  
**(in United States Dollars)**

Schedule 1 Report 1

SUPPLEMENTARY PROGRAMME FUND	Cash		In-Kind	Total
	Outstanding Pledges	Paid		
<b><u>ASIA AND THE PACIFIC</u></b>				
<b><u>ASIA AND PACIFIC OVERALL</u></b>				
ASIA PACIFIC OVERALL	40	13 357	0	13 397
ASIA AND PACIFIC OVERALL	40	13 357	0	13 397
<b><u>SOUTH ASIA</u></b>				
SRI LANKA	1 000	13 860	53	14 912
SOUTH ASIA	1 000	13 860	53	14 912
<b><u>EAST ASIA AND THE PACIFIC</u></b>				
INDONESIA	476	28 952	0	29 427
EAST ASIA AND THE PACIFIC	476	28 952	0	29 427
<b>ASIA AND THE PACIFIC</b>	<b>1 516</b>	<b>56 168</b>	<b>53</b>	<b>57 736</b>
<b>FIELD OPERATIONS</b>	<b>30 704</b>	<b>254 353</b>	<b>1 047</b>	<b>286 104</b>
<b><u>HEADQUARTERS</u></b>				
<b><u>DEPARTMENT OF OPERATIONS</u></b>				
<b><u>DEPARTMENT OF OPERATIONS</u></b>				
DEPARTMENT OF OPERATIONS	0	1 400	0	1 400
DEPARTMENT OF OPERATIONS	0	1 400	0	1 400
<b>DEPARTMENT OF OPERATIONS</b>	<b>0</b>	<b>1 400</b>	<b>0</b>	<b>1 400</b>
<b>HEADQUARTERS</b>	<b>0</b>	<b>1 400</b>	<b>0</b>	<b>1 400</b>
<b><u>OVERALL</u></b>				
<b><u>OVERALL</u></b>				
<b><u>OVERALL</u></b>				
OVERALL	0	0	0	0
OVERALL	0	0	0	0
<b>OVERALL</b>	<b>0</b>	<b>0</b>	<b>0</b>	<b>0</b>
<b>OVERALL</b>	<b>0</b>	<b>0</b>	<b>0</b>	<b>0</b>
<b>Total SUPPLEMENTARY PROGRAMME FUND</b>	<b>30 704</b>	<b>255 753</b>	<b>1 047</b>	<b>287 504</b>

**Contributions by Programme - All Funds**  
**As at 31 December 2005**  
**(in United States Dollars)**

**Schedule 1 Report 1**

JUNIOR PROFESSIONAL OFFICERS	Cash		In-Kind	Total
	Outstanding Pledges	Paid		
<b><u>UNHCR TOTAL</u></b>				
<b><u>GLOBAL PROGRAMMES</u></b>				
<b><u>OTHER GLOBAL PROGRAMMES</u></b>				
OTHER GLOBAL OPERATIONS	98	9 504	0	9 602
<b>OTHER GLOBAL PROGRAMMES</b>	<b>98</b>	<b>9 504</b>	<b>0</b>	<b>9 602</b>
<b>GLOBAL PROGRAMMES</b>	<b>98</b>	<b>9 504</b>	<b>0</b>	<b>9 602</b>
<b>Total JUNIOR PROFESSIONAL OFFICERS</b>	<b>98</b>	<b>9 504</b>	<b>0</b>	<b>9 602</b>

**Contributions by Programme - All Funds  
For the Year Ending: 31 December 2005  
(in thousands of United States Dollars)**

Schedule 1 - Report 2

ANNUAL PROGRAMME FUND	Cash		In-Kind	Total
	Outstanding Pledges	Paid		
<b><i>DONOR</i></b>				
<b><i>Governmental Donors</i></b>				
Angola	0	0	0	0
Algeria	0	60	0	60
Andorra	0	0	0	0
Argentina	0	20	0	20
Australia	118	12 013	0	12 131
Austria	0	1 360	0	1 360
Bahamas	0	3	0	3
Bahrain	0	0	0	0
Bangladesh	0	0	0	0
Belgium	1 271	4 652	0	5 923
Belize	0	0	0	0
Benin	0	2	0	2
Burundi	0	0	0	0
Bermuda	0	0	0	0
Bolivia	0	0	0	0
Botswana	0	0	0	0
Brazil	0	50	0	50
Brunei	0	0	0	0
Bulgaria	0	0	0	0
Canada	(0)	24 590	0	24 590
Chile	0	10	0	10
China	0	250	0	250
Colombia	0	25	0	25
Costa Rica	0	15	0	15
Croatia	0	10	0	10
Cyprus	50	0	0	50
Czech Republic	13	13	0	27
Denmark	347	40 033	0	40 379
Djibouti	1	26	0	27
Ecuador	0	0	0	0
Egypt	0	0	0	0
El Salvador	0	0	0	0
Estonia	0	23	0	23
Finland	0	16 517	0	16 517
France	0	11 156	0	11 156
Germany	388	17 786	3 343	21 518
Ghana	0	0	0	0
Greece	0	1 138	0	1 138
Guatemala	0	0	0	0
Guyana	0	0	0	0
Holy See	0	20	0	20
Honduras	0	0	0	0
Hungary	0	40	0	40

**Contributions by Programme - All Funds  
For the Year Ending: 31 December 2005  
(in thousands of United States Dollars)**

**Schedule 1 - Report 2**

ANNUAL PROGRAMME FUND	Cash		In-Kind	Total
	Outstanding Pledges	Paid		
Ireland	(0)	12 614	0	12 614
Israel	0	50	0	50
Italy	(0)	14 237	0	14 237
Japan	29	64 413	0	64 442
Kuwait	0	200	0	200
Latvia	0	0	0	0
Lebanon	0	0	0	0
Libyan Arab Jamahiriya	100	0	0	100
Liechtenstein	0	83	0	83
Lithuania	4	0	0	4
Luxembourg	1 765	4 348	0	6 113
Madagascar	0	0	0	0
Malaysia	0	0	0	0
Malta	0	0	0	0
Mauritius	0	5	0	5
Mexico	0	102	0	102
Monaco	0	30	0	30
Morocco	0	75	0	75
Myanmar	0	0	0	0
Namibia	0	0	0	0
Netherlands	243	65 039	0	65 282
New Zealand	0	1 281	0	1 281
Nicaragua	0	0	0	0
Nigeria	0	0	0	0
Norway	1 221	42 787	104	44 112
Oman	0	0	0	0
Pakistan	0	0	0	0
Panama	0	0	0	0
Paraguay	0	0	0	0
Peru	0	0	0	0
Philippines	0	1	0	1
Poland	0	162	0	162
Portugal	1 176	200	0	1 376
Qatar	0	100	0	100
Republic of Korea	0	1 100	0	1 100
Romania	7	0	0	7
Russian Federation	0	2 000	0	2 000
Rwanda	0	0	0	0

Contributions by Programme - All Funds  
For the Year Ending: 31 December 2005  
(in thousands of United States Dollars)

Schedule 1 - Report 2

ANNUAL PROGRAMME FUND	Cash		In-Kind	Total
	Outstanding Pledges	Paid		
San Marino	0	6	0	6
Saudi Arabia	100	0	0	100
Singapore	0	10	0	10
Slovak Republic	0	12	0	12
Slovenia	30	0	0	30
South Africa	0	261	0	261
Spain	8 129	2 117	0	10 245
Sri Lanka	0	0	0	0
Suriname	0	0	0	0
Sweden	225	74 510	0	74 735
Switzerland	(0)	17 568	2 128	19 695
Thailand	0	20	0	20
Tunisia	0	4	0	4
Turkey	0	550	0	550
United Arab Emirates	54	0	0	54
United Kingdom	30	42 450	0	42 480
United Republic of Tanzania	0	0	0	0
United States of America	0	229 912	0	229 912
Uruguay	0	0	0	0
Venezuela	5	0	0	5
Yemen	0	0	0	0
<b>Governmental Donors</b>	<b>15 306</b>	<b>706 161</b>	<b>5 575</b>	<b>727 042</b>
<i>European Commission</i>				
European Commission	14 702	43 319	0	58 021
European Commission	<b>14 702</b>	<b>43 319</b>	<b>0</b>	<b>58 021</b>
<i>Intergovernmental Donors</i>				
African Union	0	0	0	0
Arab Gulf Prog for UN Dev Org	0	0	0	0
Council of Europe Dev Bank	0	1 000	0	1 000
Islamic Development Bank	0	0	0	0
ISESCO Islamic Edu.Scienc.Org	0	29	0	29
OPEC Fund for Int'l Dvlpmt	0	0	0	0
Org for Security & Coop in Eur	418	0	0	418
Inter-Government Organisation	0	0	0	0
Intergovernmental Donors	<b>418</b>	<b>1 029</b>	<b>0</b>	<b>1 447</b>
<i>UN Donors</i>				
United Nations	0	0	0	0
United Nations Children's Fund	0	0	0	0
UN Population Fund	0	0	0	0
UN OCHA	0	0	0	0
UN Programme on HIV/AIDS	10	207	0	218
United Nations Volunteers	0	0	0	0
UNDG Iraq Trust Fund	0	0	0	0
UN Development Programme	0	0	0	0
UN Trust Fund Human Security	0	789	0	789
<b>UN Donors</b>	<b>10</b>	<b>996</b>	<b>0</b>	<b>1 007</b>

Contributions by Programme - All Funds  
For the Year Ending: 31 December 2005  
(in thousands of United States Dollars)

Schedule 1 - Report 2

ANNUAL PROGRAMME FUND	Cash		In-Kind	Total
	Outstanding Pledges	Paid		
<i>Private Donors</i>				
Private Donors in Argentina	0	4	0	4
Private donors in Azerbaijan	0	50	0	50
Private Donors in Austria	0	16	0	16
Private Donors in Australia	0	322	0	322
Private Donors in Bahrain	0	0	0	0
Private Donors in Belgium	0	38	0	38
Private Donors in Canada	0	142	0	142
Private Donors in China	0	1	0	1
Private Donors in Colombia	0	1	0	1
Private Donors in Costa Rica	0	1	0	1
Private Donors in Cyprus	0	0	0	0
Private donors in Czech Rep	0	0	0	0
Private Donors in Denmark	0	26	0	26
Private Donors in Egypt	0	0	0	0
Private Donors in France	0	334	0	334
Private Donors in Germany	0	346	0	346
Private Donors in Greece	0	183	0	183
Private Donors in Italy	0	4 092	0	4 092
Private Donors in Japan	0	1 265	0	1 265
Private Donors in Jordan	0	0	0	0
Private Donors in Kuwait	0	0	0	0
Private Donors in Latvia	0	1	0	1
Private Donors in Libya	0	0	0	0
Private Donors in Liechtenstn	0	0	0	0
Private Donors in Mexico	0	0	0	0
Private Donors in Monaco	0	0	0	0
Private Donors in Netherlands	0	2 506	0	2 506
Private Donors in Norway	0	379	0	379
Private Donors in Oman	0	0	0	0
Private Donors in Qatar	0	0	0	0
Private Donors in Rep of Korea	0	7	0	7
Private Donors in Romania	0	0	4	4
Private Donors in Russian Fed	0	0	0	0
Private Donors in Saudi Arabia	0	8	0	8
Private Donors in Spain	0	17	0	17
Private Donors in Slovakia	0	0	0	0
Private Donors in Sweden	0	10	0	10
Private Donors in Switzerland	(0)	289	0	289
Private Donors in United Arab Emirates	0	4	0	4
Private Donors in United Kingdom	0	248	0	248
Private Donors in United States	0	700	0	700
Private Donors in Venezuela	0	0	0	0
<b>Private Donors</b>	<b>(0)</b>	<b>10 989</b>	<b>4</b>	<b>10 993</b>
<b>Total ANNUAL PROGRAMME FUND</b>	<b>30 436</b>	<b>762 495</b>	<b>5 578</b>	<b>798 509</b>



**Contributions by Programme - All Funds  
For the Year Ending: 31 December 2005  
(in thousands of United States Dollars)**

Schedule 1 - Report 2

UN REGULAR BUDGET FUND	Cash		In-Kind	Total
	Outstanding Pledges	Paid		
<b><i>DONOR</i></b>				
Governmental Donors	0	0	0	0
European Commission	0	0	0	0
Intergovernmental Donors	0	0	0	0
UN Donors	776	38 494	0	39 270
Private Donors	0	0	0	0
<b>Total UN REGULAR BUDGET FUND</b>	<b>776</b>	<b>38 494</b>	<b>0</b>	<b>39 270</b>

**Contributions by Programme - All Funds**  
**For the Year Ending: 31 December 2005**  
**(in thousands of United States Dollars)**

Schedule 1 - Report 2

SUPPLEMENTARY PROGRAMME FUND	Cash		In-Kind	Total
	Outstanding Pledges	Paid		
<b><i>DONOR</i></b>				
<b><i>Governmental Donors</i></b>				
Angola	0	0	0	0
Algeria	0	0	0	0
Andorra	0	0	0	0
Argentina	0	0	0	0
Australia	0	1 145	0	1 145
Austria	0	0	0	0
Bahamas	0	0	0	0
Bahrain	0	0	0	0
Bangladesh	0	0	0	0
Belgium	702	2 602	0	3 304
Belize	0	0	0	0
Benin	0	0	0	0
Burundi	0	0	0	0
Bermuda	0	0	0	0
Bolivia	0	0	0	0
Botswana	0	0	0	0
Brazil	0	0	0	0
Brunei	0	0	0	0
Bulgaria	0	0	0	0
Canada	0	6 332	0	6 332
Chile	0	0	0	0
China	0	0	0	0
Colombia	0	0	0	0
Costa Rica	0	0	0	0
Croatia	0	0	0	0
Cyprus	0	63	0	63
Czech Republic	0	300	0	300
Denmark	2 208	9 438	0	11 647
Djibouti	0	0	0	0
Ecuador	0	0	0	0
Egypt	0	0	0	0
El Salvador	0	0	0	0
Estonia	0	33	0	33
Finland	0	1 695	0	1 695
France	82	1 264	0	1 347
Germany	0	17 833	637	18 469
Ghana	0	0	0	0
Greece	0	3 823	0	3 823
Guatemala	0	0	0	0
Guyana	0	0	0	0
Holy See	0	0	0	0
Honduras	0	0	0	0
Hungary	0	0	0	0
Iceland	0	0	0	0
India	0	0	0	0
Indonesia	0	0	0	0
Islamic Republic of Iran	0	0	0	0
Ireland	0	1 627	0	1 627
Israel	0	0	0	0
Italy	0	1 627	0	1 627
Japan	0	29 305	0	29 305
Kuwait	0	0	0	0
Latvia	0	0	0	0
Lebanon	0	0	0	0
Libyan Arab Jamahiriya	0	0	0	0
Liechtenstein	0	27	0	27
Lithuania	0	0	0	0
Luxembourg	0	1 341	0	1 341
Madagascar	0	0	0	0
Malaysia	0	0	0	0
Malta	0	0	0	0
Mauritius	0	0	0	0
Mexico	0	0	0	0
Monaco	0	0	0	0

Contributions by Programme - All Funds  
For the Year Ending: 31 December 2005  
(in thousands of United States Dollars)

Schedule 1 - Report 2

SUPPLEMENTARY PROGRAMME FUND	Cash		In-Kind	Total
	Outstanding Pledges	Paid		
Morocco	0	0	0	0
Myanmar	0	0	0	0
Namibia	0	0	0	0
Netherlands	0	9 992	0	9 992
New Zealand	0	2 827	0	2 827
Nicaragua	0	0	0	0
Nigeria	0	0	0	0
Norway	0	17 688	237	17 925
Oman	0	0	0	0
Pakistan	0	0	0	0
Panama	0	0	0	0
Paraguay	0	0	0	0
Peru	0	0	0	0
Philippines	0	0	0	0
Poland	0	0	0	0
Portugal	118	0	0	118
Qatar	0	0	0	0
Republic of Korea	0	50	0	50
Romania	0	0	0	0
Russian Federation	0	0	0	0
Rwanda	0	0	0	0
San Marino	0	0	0	0
Saudi Arabia	0	500	0	500
Singapore	0	0	0	0
Slovak Republic	0	0	0	0
Slovenia	0	0	0	0
South Africa	0	121	0	121
Spain	3 717	696	0	4 413
Sri Lanka	0	0	0	0
Suriname	0	0	0	0
Sweden	0	8 823	0	8 823
Switzerland	1 145	2 605	0	3 750
Thailand	0	0	0	0
Tunisia	0	0	0	0
Turkey	0	500	50	550
United Arab Emirates	0	0	0	0
United Kingdom	2 726	11 562	124	14 412
United Republic of Tanzania	0	0	0	0
United States of America	14 757	78 042	0	92 799
Uruguay	0	0	0	0
Venezuela	0	0	0	0
Yemen	0	0	0	0
<b>Governmental Donors</b>	<b>25 457</b>	<b>211 861</b>	<b>1 047</b>	<b>238 365</b>
<i>European Commission</i>				
European Commission	3 881	24 228	0	28 109
European Commission	3 881	24 228	0	28 109
<i>Intergovernmental Donors</i>				
African Union	0	0	0	0
Arab Gulf Prog for UN Dev Org	0	0	0	0
Council of Europe Dev Bank	0	0	0	0
Islamic Development Bank	0	0	0	0
ISESCO Islamic Edu.Scienc.Org	0	15	0	15
OPEC Fund for Int'l Dvlpmt	0	150	0	150
Org for Security & Coop in Eur	0	0	0	0
Inter-Government Organisation	0	0	0	0
Intergovernmental Donors	0	165	0	165
<i>UN Donors</i>				
United Nations	0	0	0	0
United Nations Children's Fund	0	0	0	0
UN Population Fund	0	0	0	0
UN OCHA	624	0	0	624
UN Programme on HIV/AIDS	0	0	0	0
United Nations Volunteers	0	0	0	0
UNDG Iraq Trust Fund	0	990	0	990
UN Development Programme	0	0	0	0
UN Trust Fund Human Security	0	0	0	0
<b>UN Donors</b>	<b>624</b>	<b>990</b>	<b>0</b>	<b>1 614</b>

Contributions by Programme - All Funds  
For the Year Ending: 31 December 2005  
(in thousands of United States Dollars)

Schedule 1 - Report 2

SUPPLEMENTARY PROGRAMME FUND	Cash		In-Kind	Total
	Outstanding Pledges	Paid		
<i>Private Donors</i>				
Private Donors in Argentina	0	0	0	0
Private donors in Azerbaijan	0	0	0	0
Private Donors in Austria	(0)	12	0	12
Private Donors in Australia	0	1 385	0	1 385
Private Donors in Bahrain	0	0	0	0
Private Donors in Belgium	0	0	0	0
Private Donors in Canada	0	856	0	856
Private Donors in China	0	1	0	1
Private Donors in Colombia	0	0	0	0
Private Donors in Costa Rica	0	0	0	0
Private Donors in Cyprus	0	0	0	0
Private donors in Czech Rep	0	0	0	0
Private Donors in Denmark	0	0	0	0
Private Donors in Egypt	0	0	0	0
Private Donors in France	0	706	0	706
Private Donors in Germany	0	1 354	0	1 354
Private Donors in Greece	0	322	0	322
Private Donors in Italy	0	1 158	0	1 158
Private Donors in Japan	0	1 478	0	1 478
Private Donors in Jordan	0	0	0	0
Private Donors in Kuwait	0	62	0	62
Private Donors in Latvia	0	0	0	0
Private Donors in Libya	0	0	0	0
Private Donors in Liechtenstein	0	0	0	0
Private Donors in Mexico	0	0	0	0
Private Donors in Monaco	0	41	0	41
Private Donors in Netherlands	742	6 089	0	6 831
Private Donors in Norway	0	0	0	0
Private Donors in Oman	0	0	0	0
Private Donors in Qatar	0	0	0	0
Private Donors in Rep of Korea	0	200	0	200
Private Donors in Romania	0	0	0	0
Private Donors in Russian Fed	0	0	0	0
Private Donors in Saudi Arabia	0	40	0	40
Private Donors in Spain	0	0	0	0
Private Donors in Slovakia	0	0	0	0
Private Donors in Sweden	0	0	0	0
Private Donors in Switzerland	(0)	1 812	0	1 812
Private Donors in United Arab Emirates	0	140	0	140
Private Donors in United Kingdom	0	89	0	89
Private Donors in United States	0	2 764	0	2 764
Private Donors in Venezuela	0	0	0	0
<b>Private Donors</b>	<b>742</b>	<b>18 508</b>	<b>0</b>	<b>19 250</b>
<b>Total SUPPLEMENTARY PROGRAMME FUND</b>	<b>30 704</b>	<b>255 753</b>	<b>1 047</b>	<b>287 504</b>

**Contributions by Programme - All Funds  
For the Year Ending: 31 December 2005  
(in thousands of United States Dollars)**

Schedule 1 - Report 2

JUNIOR PROFESSIONAL OFFICERS	Cash		In-Kind	Total
	Outstanding Pledges	Paid		
<b><i>DONOR</i></b>				
Governmental Donors	98	9 504	0	9 602
European Commission	0	0	0	0
Intergovernmental Donors	0	0	0	0
UN Donors	0	0	0	0
Private Donors	0	0	0	0
<b>Total JUNIOR PROFESSIONAL OFFICERS</b>	<b>98</b>	<b>9 504</b>	<b>0</b>	<b>9 602</b>

**Status of Prior Years' Outstanding Contributions  
For the Year Ending 31 December 2005  
(in thousands of United States Dollars)**

Schedule 2

ANNUAL PROGRAMME FUND	2000	2001	2002	2003	2004	TOTAL
<b><i>DONOR</i></b>						
<i>Governmental Donors</i>						
Andorra	0	0	0	0	0	0
Austria	0	0	0	0	1	1
Ghana	0	5	0	0	0	5
Greece	0	0	0	0	250	250
Japan	0	0	0	0	63	63
Spain	0	0	0	0	58	58
Sri Lanka	0	0	0	7	0	7
Switzerland	0	0	0	1	0	1
United Kingdom	0	0	0	0	39	39
United States of America	0	0	74	0	120	193
Yemen	0	2	0	0	0	2
<b>Governmental Donors</b>	<b>0</b>	<b>7</b>	<b>74</b>	<b>7</b>	<b>530</b>	<b>619</b>
<i>European Commission</i>						
European Commission	0	858	889	137	15 972	17 856
<b>European Commission</b>	<b>0</b>	<b>858</b>	<b>889</b>	<b>137</b>	<b>15 972</b>	<b>17 856</b>
<i>UN Donors</i>						
United Nations Volunteers	0	0	0	0	3	3
<b>UN Donors</b>	<b>0</b>	<b>0</b>	<b>0</b>	<b>0</b>	<b>3</b>	<b>3</b>
<b>TOTAL FOR ANNUAL PROGRAMME FUND</b>	<b>0</b>	<b>865</b>	<b>962</b>	<b>144</b>	<b>16 506</b>	<b>18 477</b>

Status of Prior Years' Outstanding Contributions  
For the Year Ending 31 December 2005  
(in thousands of United States Dollars)

Schedule 2

SUPPLEMENTARY PROGRAMME FUND	2000	2001	2002	2003	2004	TOTAL
<i><b>DONOR</b></i>						
<i>Governmental Donors</i>						
Spain	0	0	0	0	48	48
<b>Governmental Donors</b>	<b>0</b>	<b>0</b>	<b>0</b>	<b>0</b>	<b>48</b>	<b>48</b>
<i>European Commission</i>						
European Commission	0	220	540	104	598	1 464
<b>European Commission</b>	<b>0</b>	<b>220</b>	<b>540</b>	<b>104</b>	<b>598</b>	<b>1 464</b>
<b>TOTAL FOR SUPPLEMENTARY PROGRAMME FUND</b>	<b>0</b>	<b>220</b>	<b>540</b>	<b>104</b>	<b>646</b>	<b>1 511</b>

**Schedule of Appropriations under the Annual Programme Budget  
for the Year Ended 31-12-2005  
(in thousands of United States Dollars)**

Schedule 3

Annual Programme Budget	Appropriations			Expenditure			Balance
	Original	Transfers	Current	Disbursements/ Deliveries	Unliquidated Obligations	Total	
<b><u>UNHCR TOTAL</u></b>							
<b><u>FIELD OPERATIONS</u></b>							
<b><u>AFRICA</u></b>							
<b><u>WEST AFRICA</u></b>							
WEST AFRICA OVERALL	3 634	2 431	6 065	5 142	0	5 142	923
BENIN	1 215	916	2 131	1 912	0	1 912	219
CAMEROON	1 825	640	2 465	2 318	0	2 318	147
GAMBIA	680	79	759	648	0	648	111
GHANA	8 080	996	9 076	8 446	0	8 446	630
GUINEA	23 003	(3 191)	19 812	18 404	0	18 404	1 408
COTE D'IVOIRE	10 916	507	11 423	10 843	0	10 843	580
LIBERIA	44 120	2 260	46 380	46 042	0	46 042	338
MALI	0	0	0	0	0	0	0
NIGERIA	1 464	1 480	2 943	2 844	0	2 844	99
SENEGAL	1 648	466	2 113	1 853	0	1 853	261
SIERRA LEONE	25 043	(1 554)	23 489	22 112	0	22 112	1 377
<b>WEST AFRICA</b>	<b>121 627</b>	<b>5 028</b>	<b>126 656</b>	<b>120 563</b>	<b>0</b>	<b>120 563</b>	<b>6 093</b>
<b><u>EAST AND HORN OF AFRICA</u></b>							
DJIBOUTI	3 276	310	3 586	3 536	0	3 536	51
ERITREA	12 784	(1 925)	10 859	10 372	0	10 372	487
ETHIOPIA	13 680	569	14 249	13 328	0	13 328	921
KENYA	32 817	687	33 504	33 181	0	33 181	323
SOMALIA	6 585	499	7 083	6 532	0	6 532	552
SUDAN	12 166	2 440	14 606	13 758	(9)	13 749	857
UGANDA	13 363	3 073	16 436	16 135	0	16 135	301
<b>EAST AND HORN OF AFRICA</b>	<b>94 671</b>	<b>5 652</b>	<b>100 323</b>	<b>96 841</b>	<b>(9)</b>	<b>96 832</b>	<b>3 491</b>
<b><u>CENTRAL AFRICA AND GREAT LAKES</u></b>							
CENTRAL AFRICAN REPUBLIC	1 942	566	2 508	2 335	0	2 335	173
COUNTRIES IN CENTRAL AFRICA	10 158	(1 164)	8 994	8 979	0	8 979	16
GABON	3 565	(327)	3 238	2 934	0	2 934	304
BURUNDI	2 670	1 245	3 915	3 914	0	3 914	2
CHAD	4 748	4 111	8 860	8 652	0	8 652	208
THE REPUBLIC OF THE CONGO	6 930	(507)	6 423	6 422	0	6 422	1
DEMOCRATIC REP OF THE CONGO	17 054	653	17 707	17 592	(2)	17 590	117
RWANDA	5 526	1 731	7 257	7 153	0	7 153	105
UNITED REPUBLIC OF TANZANIA	18 731	1 971	20 702	20 374	0	20 374	328
<b>CENTRAL AFRICA AND GREAT LAKES</b>	<b>71 325</b>	<b>8 280</b>	<b>79 605</b>	<b>78 353</b>	<b>(2)</b>	<b>78 351</b>	<b>1 254</b>



**Schedule of Appropriations under the Annual Programme Budget  
for the Year Ended 31-12-2005  
(in thousands of United States Dollars)**

Schedule 3

Annual Programme Budget	Appropriations			Expenditure			Balance
	Original	Transfers	Current	Disbursements/ Deliveries	Unliquidated Obligations	Total	
<b><i>SOUTHERN AFRICA</i></b>							
SOUTHERN AFRICA OVERALL	3 360	(457)	2 903	2 856	0	2 856	48
ANGOLA	21 322	251	21 572	21 000	0	21 000	572
BOTSWANA	2 291	(66)	2 225	2 005	0	2 005	221
MALAWI	2 122	640	2 762	2 458	0	2 458	304
MOZAMBIQUE	1 952	460	2 412	2 411	0	2 411	1
NAMIBIA	3 227	(38)	3 189	3 056	0	3 056	133
SOUTH AFRICA	4 039	(760)	3 279	3 055	0	3 055	223
ZAMBIA	13 198	442	13 640	13 184	0	13 184	456
ZIMBABWE	2 221	3	2 224	1 799	0	1 799	425
<b>SOUTHERN AFRICA</b>	<b>53 732</b>	<b>475</b>	<b>54 207</b>	<b>51 824</b>	<b>0</b>	<b>51 824</b>	<b>2 383</b>
<b>AFRICA</b>	<b>341 355</b>	<b>19 436</b>	<b>360 791</b>	<b>347 581</b>	<b>(11)</b>	<b>347 570</b>	<b>13 221</b>
<b><i>CASWANAME</i></b>							
<b><i>NORTH AFRICA</i></b>							
NORTH AFRICA OVERALL	0	705	705	274	0	274	431
ALGERIA	4 534	287	4 821	4 552	0	4 552	269
LIBYAN ARAB JAMAHIRIYA	1 021	(105)	916	720	0	720	196
MAURITANIA	368	341	708	610	0	610	98
MOROCCO	276	328	604	484	0	484	119
TUNISIA	201	125	327	265	0	265	62
WESTERN SAHARA	0	0	0	0	0	0	0
<b>NORTH AFRICA</b>	<b>6 400</b>	<b>1 681</b>	<b>8 081</b>	<b>6 906</b>	<b>0</b>	<b>6 906</b>	<b>1 175</b>
<b><i>MIDDLE EAST</i></b>							
EGYPT	4 107	834	4 941	4 191	0	4 191	750
IRAQ	2 462	(1 506)	956	951	0	951	5
JORDAN	1 639	24	1 663	1 629	0	1 629	34
KUWAIT	0	0	0	0	0	0	0
LEBANON	2 945	(23)	2 922	2 679	0	2 679	243
SAUDI ARABIA	1 798	179	1 977	1 854	0	1 854	123
SYRIAN ARAB REPUBLIC	1 817	(144)	1 673	1 607	0	1 607	66
YEMEN	4 043	950	4 994	4 497	(3)	4 494	500
ISRAEL	93	42	135	117	0	117	18
<b>MIDDLE EAST</b>	<b>18 904</b>	<b>359</b>	<b>19 262</b>	<b>17 525</b>	<b>(3)</b>	<b>17 522</b>	<b>1 741</b>
<b><i>SOUTH-WEST ASIA</i></b>							
SOUTH-WEST ASIA OVERALL	850	387	1 237	1 128	0	1 128	109
AFGHANISTAN	64 191	(1 590)	62 601	56 336	0	56 336	6 265
ISLAMIC REPUBLIC OF IRAN	17 546	(4 110)	13 436	12 080	0	12 080	1 355
PAKISTAN	24 471	(1 550)	22 921	22 701	(9)	22 692	229
<b>SOUTH-WEST ASIA</b>	<b>107 058</b>	<b>(6 863)</b>	<b>100 195</b>	<b>92 246</b>	<b>(9)</b>	<b>92 237</b>	<b>7 958</b>
<b><i>CENTRAL ASIA</i></b>							
KAZAKHSTAN	1 441	(60)	1 381	1 291	0	1 291	89
KYRGYSTAN	1 230	1 354	2 584	2 213	0	2 213	371
TAJIKISTAN	1 430	(6)	1 424	1 252	0	1 252	172
TURKMENISTAN	949	183	1 132	997	0	997	135
UZBEKISTAN	1 169	131	1 301	1 216	0	1 216	85
<b>CENTRAL ASIA</b>	<b>6 220</b>	<b>1 601</b>	<b>7 822</b>	<b>6 969</b>	<b>0</b>	<b>6 969</b>	<b>853</b>
<b>CASWANAME</b>	<b>138 581</b>	<b>(3 222)</b>	<b>135 360</b>	<b>123 645</b>	<b>(12)</b>	<b>123 633</b>	<b>11 726</b>

**Schedule of Appropriations under the Annual Programme Budget  
for the Year Ended 31-12-2005  
(in thousands of United States Dollars)**

Schedule 3

Annual Programme Budget	Appropriations			Expenditure			Balance
	Original	Transfers	Current	Disbursements/ Deliveries	Unliquidated Obligations	Total	
<b><u>ASIA AND THE PACIFIC</u></b>							
<b><u>SOUTH ASIA</u></b>							
SOUTH ASIA OVERALL	0	0	0	0	0	0	0
BANGLADESH	3 343	85	3 428	2 878	0	2 878	550
INDIA	3 759	(72)	3 686	3 332	0	3 332	355
SRI LANKA	8 870	100	8 970	8 513	0	8 513	457
NEPAL	6 398	1 660	8 058	7 415	0	7 415	643
SOUTH ASIA	22 370	1 772	24 142	22 137	0	22 137	2 005
<b><u>EAST ASIA AND THE PACIFIC</u></b>							
AUSTRALIA	1 098	46	1 144	1 006	0	1 006	139
CHINA	4 427	(336)	4 091	3 798	0	3 798	293
INDONESIA	2 830	3 155	5 985	4 858	0	4 858	1 126
JAPAN	2 805	259	3 064	2 442	0	2 442	622
CAMBODIA	808	913	1 721	1 514	0	1 514	206
REPUBLIC OF KOREA	497	51	548	515	0	515	33
MALAYSIA	2 574	293	2 867	2 710	0	2 710	157
MONGOLIA	121	82	204	195	0	195	9
MYANMAR	4 182	437	4 619	4 341	0	4 341	278
PHILIPPINES	205	(7)	198	189	0	189	8
PAPUA NEW GUINEA	497	(38)	459	456	0	456	3
THAILAND	6 761	2 878	9 639	8 852	0	8 852	787
TIMOR-LESTE	603	(8)	595	523	0	523	72
VIET NAM	458	76	534	490	0	490	44
SINGAPORE	58	(4)	54	53	0	53	1
OTHER COUNTRIES EAST ASIA	215	(82)	133	104	0	104	29
EAST ASIA AND THE PACIFIC	28 139	7 713	35 853	32 046	0	32 046	3 807
<b>ASIA AND THE PACIFIC</b>	<b>50 510</b>	<b>9 485</b>	<b>59 995</b>	<b>54 183</b>	<b>0</b>	<b>54 183</b>	<b>5 813</b>
<b><u>EUROPE</u></b>							
<b><u>EASTERN EUROPE</u></b>							
EASTERN EUROPE OVERALL	58	227	285	258	0	258	26
ARMENIA	1 480	508	1 988	1 847	0	1 847	141
AZERBAIJAN	3 033	666	3 699	3 482	0	3 482	217
BELARUS	1 000	275	1 275	913	0	913	362
GEORGIA	3 859	923	4 782	4 622	0	4 622	159
REPUBLIC OF MOLDOVA	593	108	701	631	0	631	70
RUSSIAN FEDERATION	12 130	3 675	15 805	15 004	0	15 004	801
UKRAINE	3 093	102	3 196	2 761	0	2 761	434
EASTERN EUROPE	25 247	6 485	31 732	29 520	0	29 520	2 212

**Schedule of Appropriations under the Annual Programme Budget  
for the Year Ended 31-12-2005  
(in thousands of United States Dollars)**

Schedule 3

Annual Programme Budget	Appropriations			Expenditure			Balance
	Original	Transfers	Current	Disbursements/ Deliveries	Unliquidated Obligations	Total	
<b><i>CENTRAL EUROPE</i></b>							
OTHER COUNTRIES IN CENT EUROPE	330	(33)	297	259	0	259	38
CENT EUROPE AND BALTIC STATES	0	0	0	0	0	0	0
BULGARIA	987	64	1 051	1 028	0	1 028	22
CYPRUS	678	79	757	629	0	629	129
CZECH REPUBLIC	848	169	1 017	872	0	872	145
HUNGARY	2 139	64	2 203	2 047	0	2 047	156
POLAND	764	92	856	804	0	804	52
ROMANIA	1 034	924	1 958	1 935	0	1 935	22
SLOVAK REPUBLIC	759	15	774	713	0	713	61
SLOVENIA	654	(47)	607	513	0	513	94
TURKEY	6 276	1 983	8 259	7 380	0	7 380	878
<b>CENTRAL EUROPE</b>	<b>14 468</b>	<b>3 310</b>	<b>17 779</b>	<b>16 181</b>	<b>0</b>	<b>16 181</b>	<b>1 598</b>
<b><i>WESTERN EUROPE</i></b>							
PORTUGAL	65	(3)	61	56	0	56	5
MALTA	48	(4)	44	35	0	35	9
AUSTRIA	1 408	46	1 454	1 251	0	1 251	203
BELGIUM	2 941	260	3 201	2 878	0	2 878	323
FRANCE	2 096	650	2 746	2 540	0	2 540	206
UNITED KINGDOM	1 511	896	2 407	1 880	0	1 880	527
GERMANY	1 845	236	2 081	1 863	0	1 863	219
GREECE	1 393	182	1 575	1 429	0	1 429	145
IRELAND	562	31	593	539	0	539	54
ITALY	1 664	525	2 189	1 905	0	1 905	284
SPAIN	936	484	1 420	1 288	(26)	1 261	159
SWEDEN	1 744	182	1 926	1 905	0	1 905	21
SWITZERLAND	730	46	776	735	0	735	41
<b>WESTERN EUROPE</b>	<b>16 943</b>	<b>3 531</b>	<b>20 474</b>	<b>18 305</b>	<b>(26)</b>	<b>18 278</b>	<b>2 195</b>
<b><i>SOUTH EASTERN EUROPE</i></b>							
SOUTH EASTERN EUROPE OVERALL	0	328	328	264	0	264	64
ALBANIA	1 014	1 151	2 164	1 955	0	1 955	209
BOSNIA AND HERZEGOVINA	11 224	941	12 165	10 639	0	10 639	1 527
CROATIA	4 713	335	5 048	4 587	0	4 587	461
SERBIA AND MONTENEGRO	25 507	(634)	24 874	22 712	0	22 712	2 162
THE FYR MACEDONIA	3 917	(75)	3 843	3 479	(2)	3 477	366
<b>SOUTH EASTERN EUROPE</b>	<b>46 376</b>	<b>2 046</b>	<b>48 422</b>	<b>43 634</b>	<b>(2)</b>	<b>43 632</b>	<b>4 789</b>
<b>EUROPE</b>	<b>103 034</b>	<b>15 372</b>	<b>118 406</b>	<b>107 640</b>	<b>(28)</b>	<b>107 612</b>	<b>10 794</b>
<b><i>AMERICAS</i></b>							
<b><i>NORTHERN SOUTH AMERICA</i></b>							
NORTHERN SOUTH AMERICA OVERALL	1 025	(90)	935	841	0	841	94
VENEZUELA REGIONAL OFFICE	1 655	63	1 719	1 719	(0)	1 719	0
ECUADOR	3 341	102	3 443	3 379	0	3 379	64
COLOMBIA	7 032	1 800	8 831	8 725	0	8 725	107
COSTA RICA	1 598	(94)	1 504	1 374	(0)	1 374	130
PANAMA	722	142	864	846	0	846	18
<b>NORTHERN SOUTH AMERICA</b>	<b>15 373</b>	<b>1 923</b>	<b>17 296</b>	<b>16 884</b>	<b>(1)</b>	<b>16 884</b>	<b>412</b>
<b><i>SOUTHERN SOUTH AMERICA</i></b>							
SOUTHERN SOUTH AMERICA OVERALL	1 815	(376)	1 439	1 368	0	1 368	70
ARGENTINA REGIONAL OFFICE	799	40	839	839	0	839	0
BRAZIL	314	1 608	1 922	1 848	0	1 848	75
<b>SOUTHERN SOUTH AMERICA</b>	<b>2 928</b>	<b>1 271</b>	<b>4 200</b>	<b>4 055</b>	<b>0</b>	<b>4 055</b>	<b>145</b>

Schedule of Appropriations under the Annual Programme Budget  
for the Year Ended 31-12-2005  
(in thousands of United States Dollars)

Schedule 3

Annual Programme Budget	Appropriations			Expenditure			Balance
	Original	Transfers	Current	Disbursements/ Deliveries	Unliquidated Obligations	Total	
<i><b>NORTH AMERICA AND CARIBBEAN</b></i>							
NORTH AMERICA & THE CARIBBEAN	200	235	435	344	0	344	91
CUBA	490	(86)	404	316	0	316	88
CANADA	1 368	105	1 472	1 328	0	1 328	145
UNITED STATES OF AMERICA	5 096	737	5 833	5 806	0	5 806	27
<b>NORTH AMERICA AND CARIBBEAN</b>	<b>7 154</b>	<b>991</b>	<b>8 145</b>	<b>7 794</b>	<b>0</b>	<b>7 794</b>	<b>351</b>
<i><b>CENTRAL AMERICA AND MEXICO</b></i>							
CENTRAL AMERICA OVERALL	1 143	(21)	1 122	1 066	0	1 066	56
MEXICO REGIONAL OFFICE	1 580	113	1 692	1 607	0	1 607	85
<b>CENTRAL AMERICA AND MEXICO</b>	<b>2 722</b>	<b>92</b>	<b>2 814</b>	<b>2 673</b>	<b>0</b>	<b>2 673</b>	<b>141</b>
<b>AMERICAS</b>	<b>28 177</b>	<b>4 277</b>	<b>32 455</b>	<b>31 406</b>	<b>(1)</b>	<b>31 406</b>	<b>1 049</b>
<b>FIELD OPERATIONS</b>	<b>661 658</b>	<b>45 349</b>	<b>707 006</b>	<b>664 455</b>	<b>(52)</b>	<b>664 403</b>	<b>42 603</b>
<i><b>GLOBAL PROGRAMMES</b></i>							
<i><b>EXECUTIVE DIRECTION AND MGT</b></i>							
<i><b>EXECUTIVE DIRECTION AND MGT</b></i>							
EXECUTIVE OFFICE GLOBAL OPS	5	240	245	232	0	232	13
EMERGENCY AND SECURITY SERVICE	12 854	3 079	15 933	14 463	0	14 463	1 469
<b>EXECUTIVE DIRECTION AND MGT</b>	<b>12 859</b>	<b>3 318</b>	<b>16 177</b>	<b>14 695</b>	<b>0</b>	<b>14 695</b>	<b>1 482</b>
<b>EXECUTIVE DIRECTION AND MGT</b>	<b>12 859</b>	<b>3 318</b>	<b>16 177</b>	<b>14 695</b>	<b>0</b>	<b>14 695</b>	<b>1 482</b>
<i><b>DIV INT PROTECTION SERVICES</b></i>							
<i><b>DIV INT PROTECTION SERVICES</b></i>							
DIV INT PROTECTION SERVICES	7 193	2 644	9 836	9 027	(1)	9 026	810
DIV INT PROTECTION SERVICES	7 193	2 644	9 836	9 027	(1)	9 026	810
<b>DIV INT PROTECTION SERVICES</b>	<b>7 193</b>	<b>2 644</b>	<b>9 836</b>	<b>9 027</b>	<b>(1)</b>	<b>9 026</b>	<b>810</b>
<i><b>DIV EXTERNAL RELATIONS</b></i>							
<i><b>DIV EXTERNAL RELATIONS</b></i>							
DIV EXTERNAL RELATIONS	7 672	89	7 761	7 190	0	7 190	571
DIV EXTERNAL RELATIONS	7 672	89	7 761	7 190	0	7 190	571
<b>DIV EXTERNAL RELATIONS</b>	<b>7 672</b>	<b>89</b>	<b>7 761</b>	<b>7 190</b>	<b>0</b>	<b>7 190</b>	<b>571</b>
<i><b>DIV. OF INFO. SYSTEMS &amp; TELE.</b></i>							
<i><b>DIV. OF INFO. SYSTEMS &amp; TELE.</b></i>							
MSRP FIELD UPGRADE	2 025	(699)	1 327	1 049	0	1 049	277
MSRP TECHNICAL INFRASTRUCTURE	3 350	837	4 187	3 486	0	3 486	700
BSS, MSRP FINANCE SUPPLY CHAIN	10 765	(1 707)	9 058	7 592	0	7 592	1 466
BSS, MSRP HUMAN RESOURCES	9 237	(1 912)	7 325	5 794	0	5 794	1 530
<b>MANAGEMENT SYSTEMS RENEWAL -GO</b>	<b>25 376</b>	<b>(3 481)</b>	<b>21 896</b>	<b>17 922</b>	<b>0</b>	<b>17 922</b>	<b>3 974</b>
BSS, INTRANET SERVICES	213	79	292	181	0	181	110
ITTS SOFTWARE DEVELOPMENT FIEL	99	135	234	142	0	142	92
ITTS OPS & TECH. SERVICE FIELD	161	(16)	145	114	0	114	30
ITTS FIELD SUPPORT TELECOMMS	900	(460)	440	378	0	378	62
ITTS SATELLITE CHARGES FIELD	0	320	320	157	0	157	163
ITTS USER SERVICES FIELD	1 554	(127)	1 427	894	0	894	533
ITTS TRAINING USER SERVICES	50	4	54	48	0	48	6
ITTS TRAINING TELECOMMS	55	(11)	44	6	0	6	38
ITTS STOCKPILING COMMS EQUIP	250	(19)	231	(815)	0	(815)	1 047
ITTS STOCKPILING IT EQUIPMENT	80	(6)	74	(18)	0	(18)	92
<b>INFO TECH AND TELECOMS SERV-GO</b>	<b>3 362</b>	<b>(101)</b>	<b>3 261</b>	<b>1 088</b>	<b>0</b>	<b>1 088</b>	<b>2 173</b>
<b>DIV. OF INFO. SYSTEMS &amp; TELE.</b>	<b>28 738</b>	<b>(3 582)</b>	<b>25 156</b>	<b>19 010</b>	<b>0</b>	<b>19 010</b>	<b>6 146</b>

**Schedule of Appropriations under the Annual Programme Budget  
for the Year Ended 31-12-2005  
(in thousands of United States Dollars)**

Schedule 3

Annual Programme Budget	Appropriations			Expenditure			Balance
	Original	Transfers	Current	Disbursements/ Deliveries	Unliquidated Obligations	Total	
<b><u>DEPARTMENT OF OPERATIONS</u></b>							
<b><u>DIV OPERATIONAL SERVICES</u></b>							
DIV OPERATIONAL SUPPORT	8 133	2 381	10 514	8 840	(0)	8 839	1 675
DIV OPERATIONAL SERVICES	8 133	2 381	10 514	8 840	(0)	8 839	1 675
PROV OF EXPERTISE EVALS (EPA)	575	(164)	411	221	0	221	191
<b>DEPARTMENT OF OPERATIONS</b>	<b>8 708</b>	<b>2 217</b>	<b>10 925</b>	<b>9 060</b>	<b>(0)</b>	<b>9 060</b>	<b>1 865</b>
<b><u>DIV HUMAN RESOURCES MGT</u></b>							
DHRM VOLUNTARY SEPARATION	1 000	2 363	3 363	2 036	0	2 036	1 327
DHRM SPECIAL STAFF COSTS	7 000	3 607	10 607	9 810	0	9 810	797
DHRM TRAINING PERS ADMIN HRS	0	15	15	2	0	2	13
DHRM TRAINING MANGMNT CAREER	500	(100)	401	286	0	286	114
DHRM BRIEFING AND ORIENTATION	30	96	126	93	0	93	33
DHRM TRAINING CMS MANAGEMENT	43	(43)	0	0	0	0	0
DHRM TRAINING COMMS SKILLS	300	(172)	128	111	0	111	17
DHRM TRAINING LANGUAGES CSSS	90	0	90	64	0	64	26
DHRM TRAINING EXT STUDIES CSSS	40	7	47	40	0	40	8
DHRM TRAINING ADMIN/FIN OFF CS	100	(100)	0	0	0	0	0
DHRM TRAINING STRESS MNGMT CSS	70	(21)	50	23	0	23	26
DES, DVLP, & PROD TRG TOOLS E	280	(21)	259	55	0	55	204
DHRM TRG HEALTH 1ST AID HIV	10	644	654	606	0	606	48
ASSESSMENT CENTRE PROJECT	400	(30)	370	93	0	93	277
DHRM TRG E-LEARNING	0	123	123	72	0	72	51
DHRM TRG FACILITTN OF LEARNING	0	223	223	167	0	167	56
DIV HUMAN RESOURCES MGT	9 863	6 592	16 455	13 457	0	13 457	2 998
<b>DIV HUMAN RESOURCES MGT</b>	<b>9 863</b>	<b>6 592</b>	<b>16 455</b>	<b>13 457</b>	<b>0</b>	<b>13 457</b>	<b>2 998</b>
<b><u>DIV FINANCE AND SUPPLY MGT</u></b>							
<b><u>DIV FINANCE AND SUPPLY MGT</u></b>							
FINANCIAL RESOURCES SERVICE	0	80	80	56	0	56	25
SUPPLY MANAGEMENT SERVICE	992	(149)	843	506	0	506	337
DIV FINANCE AND SUPPLY MGT	992	(69)	923	561	0	561	362
<b>DIV FINANCE AND SUPPLY MGT</b>	<b>992</b>	<b>(69)</b>	<b>923</b>	<b>561</b>	<b>0</b>	<b>561</b>	<b>362</b>
<b>GLOBAL PROGRAMMES</b>	<b>76 025</b>	<b>11 209</b>	<b>87 234</b>	<b>73 000</b>	<b>(1)</b>	<b>72 999</b>	<b>14 235</b>
<b><u>HEADQUARTERS</u></b>							
<b><u>EXECUTIVE OFFICE</u></b>							
<b><u>EXECUTIVE OFFICE</u></b>							
EXECUTIVE OFFICE	4 843	520	5 363	4 852	0	4 852	511
EXECUTIVE OFFICE	4 843	520	5 363	4 852	0	4 852	511
<b>EXECUTIVE OFFICE</b>	<b>4 843</b>	<b>520</b>	<b>5 363</b>	<b>4 852</b>	<b>0</b>	<b>4 852</b>	<b>511</b>
<b><u>DEPT OF INT PROTECTION</u></b>							
DIPS, DIRECTOR'S OFFICE	1 660	176	1 836	1 732	0	1 732	104
DIPS, PROT OPS & LEGAL ADV	1 427	99	1 526	1 350	0	1 350	176
DIPS, PROTECTION CAPACITY SECT	1 444	498	1 943	1 654	0	1 654	289
DIPS, RESETTLEMENT SERVICES	1 653	378	2 032	1 851	0	1 851	180
DIPS, SOLUTIONS & OPS SUPPORT	1 269	381	1 650	1 450	0	1 450	200
DIPS, STATUS DETRM. & PROT INF	700	(17)	683	592	0	592	91
DEPT INT PROTECTION	8 154	1 515	9 669	8 629	0	8 629	1 040
<b>DEPT OF INT PROTECTION</b>	<b>8 154</b>	<b>1 515</b>	<b>9 669</b>	<b>8 629</b>	<b>0</b>	<b>8 629</b>	<b>1 040</b>

Schedule of Appropriations under the Annual Programme Budget  
for the Year Ended 31-12-2005  
(in thousands of United States Dollars)

Schedule 3

Annual Programme Budget	Appropriations			Expenditure			Balance
	Original	Transfers	Current	Disbursements/ Deliveries	Unliquidated Obligations	Total	
<b><u>DIV EXTERNAL RELATIONS</u></b>							
DER, DIRECTOR'S OFFICE	904	238	1 142	1 136	0	1 136	6
DER, PRIVATE SECT & PUBLIC AFF	1 353	270	1 623	1 493	0	1 493	130
DER, DONOR REL & RES MOB SERV	1 076	111	1 188	1 043	0	1 043	145
DER, NGO LIAISON UNIT	147	135	282	251	0	251	31
DER, SECRETARIAT & INTER ORG	1 046	116	1 162	1 099	0	1 099	63
DER, MEDIA RELS & PI SERVICE	2 829	531	3 360	2 886	0	2 886	474
DER, ARCHIVES, RECS & COMMS	903	213	1 116	960	0	960	156
DER, EDMS - ELECT DOC MANAGT	560	16	576	470	0	470	105
<b>DIV EXTERNAL RELATIONS</b>	<b>8 819</b>	<b>1 630</b>	<b>10 448</b>	<b>9 339</b>	<b>0</b>	<b>9 339</b>	<b>1 109</b>
<b><u>DIV EXTERNAL RELATIONS</u></b>	<b>8 819</b>	<b>1 630</b>	<b>10 448</b>	<b>9 339</b>	<b>0</b>	<b>9 339</b>	<b>1 109</b>
ITS, TELECOMMUNICATIONS	170	79	249	233	0	233	16
ITTS, INFO, TECH, TELE SERVICE	5 510	(129)	5 381	4 910	0	4 910	471
BSS, APPL. DEVLPT OP SUPPORT	170	(6)	164	164	0	164	0
ITS, OPS & TECH SERVICES HQ	321	(43)	278	230	0	230	48
ITS, USER SERVICES HQ	1 399	(20)	1 379	1 137	0	1 137	242
DIST, DIRECTOR'S OFFICE	0	434	434	424	0	424	10
<b>DIV. OF INFO, SYSTEMS &amp; TELE.</b>	<b>7 570</b>	<b>315</b>	<b>7 886</b>	<b>7 098</b>	<b>0</b>	<b>7 098</b>	<b>787</b>
<b><u>DEPARTMENT OF OPERATIONS</u></b>							
<b><u>DEPARTMENT OF OPERATIONS</u></b>							
DIV OPERATIONAL SUPPORT	11 891	3 832	15 723	13 546	0	13 546	2 177
DEPARTMENT OF OPERATIONS	814	453	1 267	1 125	(0)	1 125	142
REGIONAL BUREAUX	20 910	5 210	26 120	23 425	2	23 427	2 693
DEPARTMENT OF OPERATIONS	33 615	9 495	43 110	38 096	1	38 098	5 012
<b>DEPARTMENT OF OPERATIONS</b>	<b>33 615</b>	<b>9 495</b>	<b>43 110</b>	<b>38 096</b>	<b>1</b>	<b>38 098</b>	<b>5 012</b>
<b><u>DIV HUMAN RESOURCES MGT</u></b>							
PAYROLL SECTION	2 288	225	2 513	2 172	0	2 172	341
DHRM, OFFICE OF THE DIRECTOR	1 545	182	1 727	1 526	0	1 526	201
DHRM, PERSONNEL ADMIN SECTION	3 635	588	4 223	3 722	0	3 722	501
DHRM, RECRUITMENT & POSTINGS	1 710	526	2 236	2 059	(4)	2 055	181
DHRM, STAFF DEVELOPMENT	1 639	152	1 791	1 695	0	1 695	96
DHRM, STAFF WELFARE UNIT	673	59	732	637	0	637	95
DHRM, MEDICAL SERVICE	1 826	(90)	1 735	1 560	0	1 560	176
DIV HUMAN RESOURCES MGT	13 316	1 641	14 957	13 370	(4)	13 366	1 591
<b>DIV HUMAN RESOURCES MGT</b>	<b>13 316</b>	<b>1 641</b>	<b>14 957</b>	<b>13 370</b>	<b>(4)</b>	<b>13 366</b>	<b>1 591</b>
<b><u>DIV FINANCE AND SUPPLY MGT</u></b>							
<b><u>DIV FINANCE AND SUPPLY MGT</u></b>							
OFFICE OF THE CONTROLLER	1 130	418	1 548	1 490	0	1 490	58
FINANCIAL RESOURCES SERVICE	2 638	1 496	4 134	3 610	0	3 610	524
SUPPLY MANAGEMENT SERVICE	8 670	1 465	10 134	7 594	0	7 594	2 540
JOINT UN ACTIVITIES	6 588	218	6 806	4 038	(4)	4 034	2 772
DIV FINANCE AND SUPPLY MGT	19 026	3 596	22 622	16 733	(4)	16 729	5 893
<b>DIV FINANCE AND SUPPLY MGT</b>	<b>19 026</b>	<b>3 596</b>	<b>22 622</b>	<b>16 733</b>	<b>(4)</b>	<b>16 729</b>	<b>5 893</b>
<b><u>OTHER HQ SECTIONS</u></b>							
<b><u>OTHER HQ UNITS</u></b>							
OTHER UNITS	363	77	440	395	0	395	45
OTHER HQ UNITS	363	77	440	395	0	395	45
<b>OTHER HQ SECTIONS</b>	<b>363</b>	<b>77</b>	<b>440</b>	<b>395</b>	<b>0</b>	<b>395</b>	<b>45</b>
<b>HEADQUARTERS</b>	<b>95 706</b>	<b>18 789</b>	<b>114 495</b>	<b>98 513</b>	<b>(7)</b>	<b>98 506</b>	<b>15 988</b>

Schedule of Appropriations under the Annual Programme Budget  
for the Year Ended 31-12-2005  
(in thousands of United States Dollars)

Schedule 3

Annual Programme Budget	Appropriations			Expenditure			Balance
	Original	Transfers	Current	Disbursements/ Deliveries	Unliquidated Obligations	Total	
<u>OPERATIONAL RESERVE</u>							
<u>OPERATIONAL RESERVE</u>							
<u>OPERATIONAL RESERVE</u>							
OPERATIONAL RESERVE	112 504	(75 346)	37 158	0	0	0	37 158
OPERATIONAL RESERVE	112 504	(75 346)	37 158	0	0	0	37 158
<b>OPERATIONAL RESERVE</b>	<b>112 504</b>	<b>(75 346)</b>	<b>37 158</b>	<b>0</b>	<b>0</b>	<b>0</b>	<b>37 158</b>
<u>OVERALL</u>							
<u>OVERALL</u>							
<u>OVERALL</u>							
OVERALL	0	0	0	0	0	0	0
OVERALL	0	0	0	0	0	0	0
<b>OVERALL</b>	<b>0</b>	<b>0</b>	<b>0</b>	<b>0</b>	<b>0</b>	<b>0</b>	<b>0</b>
<b>OVERALL</b>	<b>0</b>	<b>0</b>	<b>0</b>	<b>0</b>	<b>0</b>	<b>0</b>	<b>0</b>
<b>GRAND TOTAL ANNUAL PROGRAMME BUDGET</b>	<b>945 892</b>	<b>(0)</b>	<b>945 892</b>	<b>835 968</b>	<b>(60)</b>	<b>835 908</b>	<b>109 984</b>

**Supplementary Programme Fund**  
**As at 31 December 2005**  
(in thousands of United States Dollars)

Schedule 4

	Funds Available	Expenditure			Balance
		Disbursements/ Deliveries	Unliquidated Obligations	Total	
<b><u>UNHCR TOTAL</u></b>					
<b><u>FIELD OPERATIONS</u></b>					
<b><u>AFRICA</u></b>					
<b><u>AFRICA OVERALL</u></b>					
AFRICA OVERALL	1 332	0	0	0	1 332
AFRICA OVERALL	1 332	0	0	0	1 332
<b><u>WEST AFRICA</u></b>					
WEST AFRICA OVERALL	0	0	0	0	(0)
BENIN	0	0	0	0	0
GAMBIA	0	0	0	0	0
GHANA	0	0	0	0	0
GUINEA	0	0	0	0	0
COTE D'IVOIRE	0	0	0	0	0
LIBERIA	(0)	0	0	0	(0)
NIGERIA	0	0	0	0	0
SENEGAL	0	0	0	0	0
SIERRA LEONE	0	0	0	0	0
WEST AFRICA	0	0	0	0	0
<b><u>EAST AND HORN OF AFRICA</u></b>					
EAST & HORN OF AFRICA OVERALL	0	0	0	0	0
ERITREA	0	0	0	0	0
ETHIOPIA	2 731	2 010	722	2 731	0
KENYA	2 214	1 641	573	2 214	0
SOMALIA	1 302	1 302	0	1 302	0
SUDAN	51 810	43 437	5 657	49 094	2 716
UGANDA	2 120	1 819	301	2 120	0
EAST AND HORN OF AFRICA	60 178	50 208	7 253	57 462	2 716
<b><u>CENTRAL AFRICA AND GREAT LAKES</u></b>					
CENTRAL AFRICA & GREAT LAKES	5	0	0	0	5
CENTRAL AFRICAN REPUBLIC	1 000	871	130	1 000	0
COUNTRIES IN CENTRAL AFRICA	0	0	0	0	0
BURUNDI	33 823	32 044	1 779	33 823	0
CHAD	65 871	59 816	3 568	63 384	2 486
THE REPUBLIC OF THE CONGO	1 760	1 537	223	1 760	0
DEMOCRATIC REP OF THE CONGO	14 587	14 184	403	14 587	0
RWANDA	297	238	59	297	0
UNITED REPUBLIC OF TANZANIA	9 083	8 625	458	9 083	0
CENTRAL AFRICA AND GREAT LAKES	126 426	117 314	6 621	123 935	2 491



**Supplementary Programme Fund**  
**As at 31 December 2005**  
(in thousands of United States Dollars)

Schedule 4

	Funds Available	Expenditure			Balance
		Disbursements/ Deliveries	Unliquidated Obligations	Total	
<i><u>SOUTHERN AFRICA</u></i>					
SOUTHERN AFRICA OVERALL	0	0	0	0	0
ANGOLA	4	4	0	4	0
NAMIBIA	0	0	0	0	0
SOUTH AFRICA	0	0	0	0	0
ZAMBIA	0	0	0	0	(0)
SOUTHERN AFRICA	4	4	0	4	(0)
<b>AFRICA</b>	<b>187 939</b>	<b>167 526</b>	<b>13 874</b>	<b>181 400</b>	<b>6 539</b>
<i><u>CASWANAME</u></i>					
<i><u>CASWANAME OVERALL</u></i>					
CASWANAME OVERALL	0	0	0	0	0
CASWANAME OVERALL	0	0	0	0	0
<i><u>NORTH AFRICA</u></i>					
NORTH AFRICA OVERALL	1 085	0	0	0	1 085
WESTERN SAHARA	511	511	0	511	0
NORTH AFRICA	1 596	511	0	511	1 085
<i><u>MIDDLE EAST</u></i>					
MIDDLE EAST OVERALL	9 337	346	132	477	8 860
EGYPT	78	78	0	78	0
IRAQ	24 481	22 893	1 588	24 481	0
JORDAN	2 836	2 830	6	2 836	0
KUWAIT	0	0	0	0	0
LEBANON	363	363	0	363	0
SAUDI ARABIA	0	0	0	0	0
SYRIAN ARAB REPUBLIC	221	151	70	221	0
MIDDLE EAST	37 316	26 662	1 795	28 457	8 860
<i><u>SOUTH-WEST ASIA</u></i>					
SOUTH-WEST ASIA OVERALL	0	(0)	0	(0)	0
AFGHANISTAN	0	0	0	0	0
ISLAMIC REPUBLIC OF IRAN	1 818	1 764	53	1 818	0
PAKISTAN	28 118	5 183	5 556	10 739	17 379
SOUTH-WEST ASIA	29 936	6 947	5 610	12 557	17 379
<i><u>CENTRAL ASIA</u></i>					
TAJIKISTAN	0	0	0	0	0
TURKMENISTAN	0	0	0	0	0
UZBEKISTAN	0	0	0	0	0
CENTRAL ASIA	0	0	0	0	0
<b>CASWANAME</b>	<b>68 847</b>	<b>34 120</b>	<b>7 405</b>	<b>41 525</b>	<b>27 323</b>

**Supplementary Programme Fund**  
**As at 31 December 2005**  
(in thousands of United States Dollars)

**Schedule 4**

	Funds Available	Expenditure			Balance
		Disbursements/ Deliveries	Unliquidated Obligations	Total	
<b><u>ASIA AND THE PACIFIC</u></b>					
<i>ASIA AND PACIFIC OVERALL</i>					
ASIA PACIFIC OVERALL	12 204	(0)	0	(0)	12 204
ASIA AND PACIFIC OVERALL	12 204	(0)	0	(0)	12 204
<b><u>SOUTH ASIA</u></b>					
<i>SOUTH ASIA OVERALL</i>					
SOUTH ASIA OVERALL	0	0	0	0	0
SRI LANKA	13 868	8 705	552	9 257	4 611
SOUTH ASIA	13 868	8 705	552	9 257	4 611
<b><u>EAST ASIA AND THE PACIFIC</u></b>					
<i>EAST ASIA AND PACIFIC OVERALL</i>					
EAST ASIA AND PACIFIC OVERALL	0	0	0	0	0
INDONESIA	27 267	10 282	8 931	19 214	8 054
TIMOR-LESTE	0	0	0	0	0
OTHER COUNTRIES EAST ASIA	0	0	0	0	0
EAST ASIA AND THE PACIFIC	27 267	10 282	8 931	19 214	8 054
<b>ASIA AND THE PACIFIC</b>	<b>53 339</b>	<b>18 988</b>	<b>9 483</b>	<b>28 471</b>	<b>24 869</b>
<b><u>EUROPE</u></b>					
<b><i>CENTRAL EUROPE</i></b>					
TURKEY	619	619	0	619	0
CENTRAL EUROPE	619	619	0	619	0
<b><i>WESTERN EUROPE</i></b>					
BELGIUM	0	0	0	0	0
UNITED KINGDOM	36	36	0	36	0
GERMANY	63	63	0	63	0
WESTERN EUROPE	99	99	0	99	0
<b><i>SOUTH EASTERN EUROPE</i></b>					
<i>SOUTH EASTERN EUROPE OVERALL</i>					
SOUTH EASTERN EUROPE OVERALL	0	0	0	0	0
ALBANIA	0	0	0	0	0
SERBIA AND MONTENEGRO	0	0	0	0	0
THE FYR MACEDONIA	0	0	0	0	0
SOUTH EASTERN EUROPE	0	0	0	0	0
<b>EUROPE</b>	<b>718</b>	<b>718</b>	<b>0</b>	<b>718</b>	<b>0</b>
<b>FIELD OPERATIONS</b>	<b>310 844</b>	<b>221 352</b>	<b>30 762</b>	<b>252 114</b>	<b>58 731</b>

Supplementary Programme Fund  
As at 31 December 2005  
(in thousands of United States Dollars)

Schedule 4

	Funds Available	Expenditure			Balance
		Disbursements/ Deliveries	Unliquidated Obligations	Total	
<b><u>GLOBAL PROGRAMMES</u></b>					
<b><u>EXECUTIVE DIRECTION AND MGT</u></b>					
<b><u>EXECUTIVE DIRECTION AND MGT</u></b>					
EXECUTIVE OFFICE GLOBAL OPS	0	0	0	0	0
EMERGENCY AND SECURITY SERVICE	0	0	0	0	0
EXECUTIVE DIRECTION AND MGT	0	0	0	0	0
<b>EXECUTIVE DIRECTION AND MGT</b>	<b>0</b>	<b>0</b>	<b>0</b>	<b>0</b>	<b>0</b>
<b><u>DIV INT PROTECTION SERVICES</u></b>					
<b><u>DIV INT PROTECTION SERVICES</u></b>					
DIV INT PROTECTION SERVICES	0	0	0	0	0
DIV INT PROTECTION SERVICES	0	0	0	0	0
<b>DIV INT PROTECTION SERVICES</b>	<b>0</b>	<b>0</b>	<b>0</b>	<b>0</b>	<b>0</b>
<b><u>DEPARTMENT OF OPERATIONS</u></b>					
<b><u>DIV OPERATIONAL SERVICES</u></b>					
DIV OPERATIONAL SUPPORT	0	0	0	0	0
DIV OPERATIONAL SERVICES	0	0	0	0	0
<b>DEPARTMENT OF OPERATIONS</b>	<b>0</b>	<b>0</b>	<b>0</b>	<b>0</b>	<b>0</b>
<b><u>DIV FINANCE AND SUPPLY MGT</u></b>					
<b><u>DIV FINANCE AND SUPPLY MGT</u></b>					
SUPPLY MANAGEMENT SERVICE	0	0	0	0	0
DIV FINANCE AND SUPPLY MGT	0	0	0	0	0
<b>DIV FINANCE AND SUPPLY MGT</b>	<b>0</b>	<b>0</b>	<b>0</b>	<b>0</b>	<b>0</b>
<b>GLOBAL PROGRAMMES OVERALL</b>	<b>0</b>	<b>0</b>	<b>0</b>	<b>0</b>	<b>0</b>
<b>GLOBAL PROGRAMMES</b>	<b>0</b>	<b>0</b>	<b>0</b>	<b>0</b>	<b>0</b>
<b><u>HEADQUARTERS</u></b>					
<b><u>EXECUTIVE OFFICE</u></b>					
<b><u>EXECUTIVE OFFICE</u></b>					
EXECUTIVE OFFICE	0	0	0	0	0
EXECUTIVE OFFICE	0	0	0	0	0
<b>EXECUTIVE OFFICE</b>	<b>0</b>	<b>0</b>	<b>0</b>	<b>0</b>	<b>0</b>
<b><u>DEPT OF INT PROTECTION</u></b>					
DEPT INT PROTECTION	0	0	0	0	0
<b>DEPT OF INT PROTECTION</b>	<b>0</b>	<b>0</b>	<b>0</b>	<b>0</b>	<b>0</b>
<b><u>DEPARTMENT OF OPERATIONS</u></b>					
<b><u>DEPARTMENT OF OPERATIONS</u></b>					
DEPARTMENT OF OPERATIONS	4 473	4 473	0	4 473	0
REGIONAL BUREAUX	1 768	1 768	0	1 768	0
DEPARTMENT OF OPERATIONS	6 241	6 241	0	6 241	0
<b>DEPARTMENT OF OPERATIONS</b>	<b>6 241</b>	<b>6 241</b>	<b>0</b>	<b>6 241</b>	<b>0</b>

**Supplementary Programme Fund**  
**As at 31 December 2005**  
(in thousands of United States Dollars)

Schedule 4

	Funds Available	Expenditure			Balance
		Disbursements/ Deliveries	Unliquidated Obligations	Total	
<b><u>DIV FINANCE AND SUPPLY MGT</u></b>					
<i>DIV FINANCE AND SUPPLY MGT</i>					
SUPPLY MANAGEMENT SERVICE	0	0	0	0	0
DIV FINANCE AND SUPPLY MGT	0	0	0	0	0
<b>DIV FINANCE AND SUPPLY MGT</b>	<b>0</b>	<b>0</b>	<b>0</b>	<b>0</b>	<b>0</b>
<b>GLOBAL PROGRAMMES OVERALL</b>	<b>0</b>	<b>0</b>	<b>0</b>	<b>0</b>	<b>0</b>
<b>GLOBAL PROGRAMMES</b>	<b>0</b>	<b>0</b>	<b>0</b>	<b>0</b>	<b>0</b>
<b><u>HEADQUARTERS</u></b>					
<b><u>EXECUTIVE OFFICE</u></b>					
<i>EXECUTIVE OFFICE</i>					
EXECUTIVE OFFICE	0	0	0	0	0
EXECUTIVE OFFICE	0	0	0	0	0
<b>EXECUTIVE OFFICE</b>	<b>0</b>	<b>0</b>	<b>0</b>	<b>0</b>	<b>0</b>
<b><u>DEPT OF INT PROTECTION</u></b>					
DEPT INT PROTECTION	0	0	0	0	0
<b>DEPT OF INT PROTECTION</b>	<b>0</b>	<b>0</b>	<b>0</b>	<b>0</b>	<b>0</b>
<b><u>DEPARTMENT OF OPERATIONS</u></b>					
<i>DEPARTMENT OF OPERATIONS</i>					
DEPARTMENT OF OPERATIONS	4 473	4 473	0	4 473	0
REGIONAL BUREAUX	1 768	1 768	0	1 768	0
DEPARTMENT OF OPERATIONS	6 241	6 241	0	6 241	0
<b>DEPARTMENT OF OPERATIONS</b>	<b>6 241</b>	<b>6 241</b>	<b>0</b>	<b>6 241</b>	<b>0</b>
<b><u>DIV HUMAN RESOURCES MGT</u></b>					
PAYROLL SECTION	0	0	0	0	0
DHRM,PERSONNEL ADMIN SECTION	0	0	0	0	0
DIV HUMAN RESOURCES MGT	0	0	0	0	0
<b>DIV HUMAN RESOURCES MGT</b>	<b>0</b>	<b>0</b>	<b>0</b>	<b>0</b>	<b>0</b>
<b><u>DIV FINANCE AND SUPPLY MGT</u></b>					
<i>DIV FINANCE AND SUPPLY MGT</i>					
FINANCIAL RESOURCES SERVICE	0	0	0	0	0
JOINT UN ACTIVITIES	121	121	0	121	0
DIV FINANCE AND SUPPLY MGT	121	121	0	121	0
<b>DIV FINANCE AND SUPPLY MGT</b>	<b>121</b>	<b>121</b>	<b>0</b>	<b>121</b>	<b>0</b>

**Supplementary Programme Fund**  
As at 31 December 2005  
(in thousands of United States Dollars)

Schedule 4

	Funds Available	Expenditure			Balance
		Disbursements/ Deliveries	Unliquidated Obligations	Total	
<b><u>HEADQUARTERS OVERALL</u></b>					
<i>HEADQUARTERS OVERALL</i>					
HEADQUARTERS OVERALL	0	0	0	0	0
HEADQUARTERS OVERALL	0	0	0	0	0
<b>HEADQUARTERS OVERALL</b>	<b>0</b>	<b>0</b>	<b>0</b>	<b>0</b>	<b>0</b>
<b>HEADQUARTERS</b>	<b>6 362</b>	<b>6 362</b>	<b>0</b>	<b>6 362</b>	<b>0</b>
<b><u>OVERALL</u></b>					
<i>OVERALL</i>					
<i>OVERALL</i>					
OVERALL	0	0	0	0	0
OVERALL	0	0	0	0	0
<b>OVERALL</b>	<b>0</b>	<b>0</b>	<b>0</b>	<b>0</b>	<b>0</b>
<b>OVERALL</b>	<b>0</b>	<b>0</b>	<b>0</b>	<b>0</b>	<b>0</b>
<b>Total Supplementary Programme Fund</b>	<b>317 206</b>	<b>227 713</b>	<b>30 762</b>	<b>258 475</b>	<b>58 731</b>
<b>Total Supp. Prog. Trust Fund</b>		<b>0</b>			<b>0</b>
<b>Total Supplementary Programme Fund</b>	<b>317 206</b>	<b>227 713</b>	<b>30 762</b>	<b>258 475</b>	<b>58 731</b>

Status of Prior Year Projects  
Obligations liquidated/Outstanding  
As at 31 December 2005  
(in thousands of United States Dollars)

Schedule 5

ANNUAL PROGRAMME FUND	Unliquidated Obligations 01 January	Payments during 2005	Cancellations during 2005	Unliquidated Obligations 31-12-2005
<b><u>UNHCR TOTAL</u></b>				
<b><u>FIELD OPERATIONS</u></b>				
<b><u>AFRICA</u></b>				
<b><u>WEST AFRICA</u></b>				
WEST AFRICA OVERALL	546	450	97	0
BENIN	37	23	14	0
BURKINA FASO	0	0	0	0
CAMEROON	224	203	21	0
GAMBIA	9	9	0	0
GHANA	683	632	51	0
GUINEA	1 149	608	540	0
COTE D'IVOIRE	968	620	348	0
LIBERIA	872	719	153	0
MALI	0	0	0	0
NIGER	0	0	0	0
NIGERIA	315	303	12	0
SENEGAL	103	58	45	0
SIERRA LEONE	1 914	1 285	629	0
TOGO	0	0	0	0
GUINEA-BISSAU	0	0	0	0
<b>WEST AFRICA</b>	<b>6 820</b>	<b>4 911</b>	<b>1 909</b>	<b>0</b>
<b><u>EAST AND HORN OF AFRICA</u></b>				
EAST & HORN OF AFRICA OVERALL	0	0	0	0
DJIBOUTI	342	307	35	0
ERITREA	2 517	2 305	212	0
ETHIOPIA	978	850	128	0
KENYA	1 451	1 234	217	0
SOMALIA	293	171	122	0
SUDAN	2 673	2 245	428	0
UGANDA	828	656	172	0
<b>EAST AND HORN OF AFRICA</b>	<b>9 083</b>	<b>7 769</b>	<b>1 313</b>	<b>0</b>
<b><u>CENTRAL AFRICA AND GREAT LAKES</u></b>				
CENTRAL AFRICAN REPUBLIC	285	197	88	0
COUNTRIES IN CENTRAL AFRICA	535	321	214	0
GABON	264	151	113	0
BURUNDI	3 433	2 849	585	0
CHAD	2 835	2 360	475	0
THE REPUBLIC OF THE CONGO	279	172	107	0
DEMOCRATIC REP OF THE CONGO	2 426	2 286	140	0
RWANDA	825	766	59	0
UNITED REPUBLIC OF TANZANIA	2 786	2 534	252	0
<b>CENTRAL AFRICA AND GREAT LAKES</b>	<b>13 666</b>	<b>11 634</b>	<b>2 033</b>	<b>0</b>
<b><u>SOUTHERN AFRICA</u></b>				
SOUTHERN AFRICA OVERALL	239	184	55	0
ANGOLA	927	636	291	0
BOTSWANA	74	69	5	0
MALAWI	77	20	57	0
MOZAMBIQUE	391	358	33	0
NAMIBIA	9	5	4	0
SOUTH AFRICA	2	0	2	0
SWAZILAND	0	0	0	0
ZAMBIA	1 481	1 156	325	0
ZIMBABWE	50	46	4	0
<b>SOUTHERN AFRICA</b>	<b>3 249</b>	<b>2 475</b>	<b>774</b>	<b>0</b>
<b>AFRICA</b>	<b>32 818</b>	<b>26 788</b>	<b>6 030</b>	<b>0</b>
<b><u>CASH/ANAME</u></b>				
<b><u>NORTH AFRICA</u></b>				
ALGERIA	1 150	967	183	0
LIBYAN ARAB JAMAHIRIYA	23	29	(6)	0
MAURITANIA	22	11	11	0
MOROCCO	14	9	5	0
TUNISIA	10	10	0	0
WESTERN SAHARA	241	242	(1)	0
<b>NORTH AFRICA</b>	<b>1 460</b>	<b>1 267</b>	<b>192</b>	<b>0</b>

**Status of Prior Year Projects  
Obligations liquidated/Outstanding  
As at 31 December 2005  
(in thousands of United States Dollars)**

Schedule 5

<b>ANNUAL PROGRAMME FUND</b>	<b>Unliquidated Obligations 01 January</b>	<b>Payments during 2005</b>	<b>Cancellations during 2005</b>	<b>Unliquidated Obligations 31-12-2005</b>
<b><i>MIDDLE EAST</i></b>				
MIDDLE EAST OVERALL	12	0	12	0
EGYPT	149	107	42	0
IRAQ	297	107	191	0
JORDAN	57	37	20	0
KUWAIT	0	0	0	0
LEBANON	52	20	32	0
SAUDI ARABIA	229	179	50	0
SYRIAN ARAB REPUBLIC	26	8	19	0
YEMEN	190	177	13	0
ISRAEL	3	3	0	0
<b>MIDDLE EAST</b>	<b>1 016</b>	<b>637</b>	<b>379</b>	<b>0</b>
<b><i>SOUTH-WEST ASIA</i></b>				
SOUTH-WEST ASIA OVERALL	33	34	(1)	0
AFGHANISTAN	7 549	6 651	897	0
ISLAMIC REPUBLIC OF IRAN	970	896	74	0
PAKISTAN	2 310	1 906	404	0
<b>SOUTH-WEST ASIA</b>	<b>10 863</b>	<b>9 488</b>	<b>1 375</b>	<b>0</b>
<b><i>CENTRAL ASIA</i></b>				
KAZAKHSTAN	14	3	10	0
KYRGYSTAN	39	4	35	0
TAJIKISTAN	45	33	12	0
TURKMENISTAN	144	120	24	0
UZBEKISTAN	15	10	5	0
<b>CENTRAL ASIA</b>	<b>257</b>	<b>171</b>	<b>86</b>	<b>0</b>
<b>CASWANAME</b>	<b>13 595</b>	<b>11 563</b>	<b>2 032</b>	<b>0</b>
<b><i>ASIA AND THE PACIFIC</i></b>				
<b><i>SOUTH ASIA</i></b>				
SOUTH ASIA OVERALL	0	0	0	0
BANGLADESH	272	240	33	0
INDIA	80	61	19	0
SRI LANKA	952	557	395	0
NEPAL	144	85	59	0
<b>SOUTH ASIA</b>	<b>1 449</b>	<b>943</b>	<b>506</b>	<b>0</b>
<b><i>EAST ASIA AND THE PACIFIC</i></b>				
AUSTRALIA	7	1	6	0
CHINA	139	101	38	0
INDONESIA	60	6	53	0
JAPAN	30	6	24	0
CAMBODIA	43	30	13	0
REPUBLIC OF KOREA	0	0	0	0
LAO PEOPLE'S DEMOCRATIC REP.	0	0	0	0
MALAYSIA	172	124	48	0
MONGOLIA	0	0	0	0
MACAU SAR (CHINA)	0	0	0	0
MYANMAR	278	225	53	0
PHILIPPINES	0	0	0	0
PAPUA NEW GUINEA	6	1	5	0
THAILAND	149	72	77	0
TIMOR-LESTE	38	28	10	0
VIET NAM	0	0	0	0
SINGAPORE	0	0	0	0
OTHER COUNTRIES EAST ASIA	0	0	0	0
<b>EAST ASIA AND THE PACIFIC</b>	<b>921</b>	<b>596</b>	<b>325</b>	<b>0</b>
<b>ASIA AND THE PACIFIC</b>	<b>2 370</b>	<b>1 538</b>	<b>832</b>	<b>0</b>
<b><i>EUROPE</i></b>				
<b><i>EASTERN EUROPE</i></b>				
EASTERN EUROPE OVERALL	14	7	7	0
ARMENIA	10	7	3	0
AZERBAIJAN	42	31	11	0
BELARUS	150	54	96	0
GEORGIA	131	114	17	0
REPUBLIC OF MOLDOVA	143	129	14	0
RUSSIAN FEDERATION	400	358	42	0
UKRAINE	249	214	35	0
<b>EASTERN EUROPE</b>	<b>1 137</b>	<b>913</b>	<b>224</b>	<b>0</b>

**Status of Prior Year Projects  
Obligations liquidated/Outstanding  
As at 31 December 2005  
(in thousands of United States Dollars)**

Schedule 5

<b>ANNUAL PROGRAMME FUND</b>	<b>Unliquidated Obligations 01 January</b>	<b>Payments during 2005</b>	<b>Cancellations during 2005</b>	<b>Unliquidated Obligations 31-12-2005</b>
<i><u>CENTRAL EUROPE</u></i>				
OTHER COUNTRIES IN CENT EUROPE	60	49	11	0
CENT EUROPE AND BALTIC STATES	26	5	21	0
BULGARIA	0	0	0	0
CYPRUS	0	0	0	0
CZECH REPUBLIC	1	4	(3)	0
HUNGARY	14	5	9	0
LATVIA	0	0	0	0
POLAND	0	0	0	0
ROMANIA	2	5	(3)	0
SLOVAK REPUBLIC	19	10	9	0
SLOVENIA	2	2	0	0
TURKEY	32	7	24	0
<b>CENTRAL EUROPE</b>	<b>156</b>	<b>87</b>	<b>69</b>	<b>0</b>
<i><u>WESTERN EUROPE</u></i>				
PORTUGAL	0	0	0	0
MALTA	3	3	(0)	0
AUSTRIA	12	18	(6)	0
BELGIUM	44	19	25	0
FRANCE	71	39	32	0
UNITED KINGDOM	9	4	4	0
GERMANY	1	0	1	0
GREECE	0	1	(1)	0
IRELAND	9	9	(0)	0
ITALY	24	14	9	0
NETHERLANDS	0	0	0	0
SPAIN	77	48	30	0
SWEDEN	16	5	10	0
SWITZERLAND	23	23	1	0
<b>WESTERN EUROPE</b>	<b>289</b>	<b>182</b>	<b>106</b>	<b>0</b>
<i><u>SOUTH EASTERN EUROPE</u></i>				
SOUTH EASTERN EUROPE OVERALL	0	0	0	0
ALBANIA	75	45	30	0
BOSNIA AND HERZEGOVINA	349	216	133	0
CROATIA	79	31	48	0
SERBIA AND MONTENEGRO	837	635	203	0
THE FYR MACEDONIA	50	45	5	0
<b>SOUTH EASTERN EUROPE</b>	<b>1 390</b>	<b>971</b>	<b>419</b>	<b>0</b>
<b>EUROPE</b>	<b>2 972</b>	<b>2 154</b>	<b>818</b>	<b>0</b>
<i><u>AMERICAS</u></i>				
<i><u>NORTHERN SOUTH AMERICA</u></i>				
NORTHERN SOUTH AMERICA OVERALL	75	83	(8)	0
VENEZUELA REGIONAL OFFICE	32	22	10	0
ECUADOR	62	45	17	0
COLOMBIA	425	404	21	0
COSTA RICA	1	0	1	0
PANAMA	20	3	17	0
<b>NORTHERN SOUTH AMERICA</b>	<b>615</b>	<b>557</b>	<b>59</b>	<b>0</b>
<i><u>SOUTHERN SOUTH AMERICA</u></i>				
SOUTHERN SOUTH AMERICA OVERALL	67	27	40	0
ARGENTINA REGIONAL OFFICE	13	11	2	0
BRAZIL	6	3	2	0
CHILE	0	0	0	0
<b>SOUTHERN SOUTH AMERICA</b>	<b>85</b>	<b>41</b>	<b>45</b>	<b>0</b>
<i><u>NORTH AMERICA AND CARIBBEAN</u></i>				
NORTH AMERICA & THE CARIBBEAN	124	(9)	133	0
CUBA	29	29	0	0
CANADA	6	0	6	0
UNITED STATES OF AMERICA	101	8	93	0
<b>NORTH AMERICA AND CARIBBEAN</b>	<b>260</b>	<b>28</b>	<b>232</b>	<b>0</b>
<i><u>CENTRAL AMERICA AND MEXICO</u></i>				
CENTRAL AMERICA OVERALL	28	23	4	0
MEXICO REGIONAL OFFICE	1	0	1	0
CENTRAL AMERICA AND MEXICO	29	23	6	0
<b>AMERICAS</b>	<b>989</b>	<b>648</b>	<b>341</b>	<b>0</b>
<b>FIELD OPERATIONS</b>	<b>52 744</b>	<b>42 691</b>	<b>10 053</b>	<b>0</b>



**Status of Prior Year Projects  
Obligations liquidated/Outstanding  
As at 31 December 2005  
(in thousands of United States Dollars)**

Schedule 5

ANNUAL PROGRAMME FUND	Unliquidated Obligations 01 January	Payments during 2005	Cancellations during 2005	Unliquidated Obligations 31-12-2005
<b><u>GLOBAL PROGRAMMES</u></b>				
<b><u>EXECUTIVE DIRECTION AND MGT</u></b>				
<b><u>EXECUTIVE DIRECTION AND MGT</u></b>				
EXECUTIVE OFFICE GLOBAL OPS	5	5	0	0
EMERGENCY AND SECURITY SERVICE	1 549	1 417	132	0
EXECUTIVE DIRECTION AND MGT	1 554	1 421	132	0
<b>EXECUTIVE DIRECTION AND MGT</b>	<b>1 554</b>	<b>1 421</b>	<b>132</b>	<b>0</b>
<b><u>DIV INT PROTECTION SERVICES</u></b>				
<b><u>DIV INT PROTECTION SERVICES</u></b>				
DIV INT PROTECTION SERVICES	480	240	240	0
DIV INT PROTECTION SERVICES	480	240	240	0
<b>DIV INT PROTECTION SERVICES</b>	<b>480</b>	<b>240</b>	<b>240</b>	<b>0</b>
<b><u>DIV EXTERNAL RELATIONS</u></b>				
<b><u>DIV EXTERNAL RELATIONS</u></b>				
DIV EXTERNAL RELATIONS	1 401	1 108	294	0
DIV EXTERNAL RELATIONS	1 401	1 108	294	0
<b>DIV EXTERNAL RELATIONS</b>	<b>1 401</b>	<b>1 108</b>	<b>294</b>	<b>0</b>
<b><u>DIV. OF INFO. SYSTEMS &amp; TELE.</u></b>				
<b><u>MSRP FIELD UPGRADE</u></b>				
MSRP TECHNICAL INFRASTRUCTURE	216	215	0	0
BSS, MSRP FINANCE SUPPLY CHAIN	1 007	423	584	0
BSS, MSRP HUMAN RESOURCES	200	198	2	0
MANAGEMENT SYSTEMS RENEWAL -GO	2 316	1 563	754	0
BSS, INTRANET SERVICES	27	27	0	0
ITTS SOFTWARE DEVELOPMENT FIEL	74	55	19	0
ITS OPS & TECH. SERVICE FIELD	108	105	3	0
ITS FIELD SUPPORT TELECOMMS	284	243	41	0
ITS USER SERVICES FIELD	11	0	11	0
ITTS TRAINING USER SERVICES	4	0	4	0
ITS STOCKPILING COMMS EQUIP	1 227	1 157	71	0
ITS, STOCKPILING IT EQUIPMENT	59	59	(0)	0
INFO TECH AND TELECOMS SERV-GO	1 794	1 646	148	0
<b>DIV. OF INFO. SYSTEMS &amp; TELE.</b>	<b>4 110</b>	<b>3 209</b>	<b>902</b>	<b>0</b>
<b><u>DEPARTMENT OF OPERATIONS</u></b>				
<b><u>DIV OPERATIONAL SERVICES</u></b>				
DIV OPERATIONAL SUPPORT	1 239	957	281	0
DIV OPERATIONAL SERVICES	1 239	957	281	0
PROV OF EXPERTISE EVALS (EPA)	83	70	12	0
<b>DEPARTMENT OF OPERATIONS</b>	<b>1 322</b>	<b>1 028</b>	<b>294</b>	<b>0</b>
<b><u>DIV HUMAN RESOURCES MGT</u></b>				
DHRM VOLUNTARY SEPARATION	1 049	1 049	0	0
DHRM SPECIAL STAFF COSTS	78	6	71	0
DHRM TRAINING MANGMNT CAREER	120	76	45	0
DHRM BRIEFING AND ORIENTATION	22	12	10	0
DHRM TRAINING COMMS SKILLS	55	45	10	0
DHRM TRAINING LANGUAGES CSSS	0	0	0	0
DHRM TRAINING EXT STUDIES CSSS	7	6	0	0
DHRM TRAINING STRESS MNGMT CSS	3	2	1	0
DES, DVLP, & PROD TRG TOOLS E	22	2	20	0
ASSESSMENT CENTRE PROJECT	43	43	0	0
DIV HUMAN RESOURCES MGT	1 399	1 241	158	0
<b>DIV HUMAN RESOURCES MGT</b>	<b>1 399</b>	<b>1 241</b>	<b>158</b>	<b>0</b>
<b><u>DIV FINANCE AND SUPPLY MGT</u></b>				
<b><u>DIV FINANCE AND SUPPLY MGT</u></b>				
FINANCIAL RESOURCES SERVICE	0	0	0	0
SUPPLY MANAGEMENT SERVICE	1 410	1 174	237	0
DIV FINANCE AND SUPPLY MGT	1 410	1 174	237	0
<b>DIV FINANCE AND SUPPLY MGT</b>	<b>1 410</b>	<b>1 174</b>	<b>237</b>	<b>0</b>
<b><u>OTHER GLOBAL PROGRAMMES</u></b>				
<b><u>OTHER GLOBAL OPERATIONS</u></b>				
OTHER GLOBAL OPERATIONS	0	0	0	0
OTHER GLOBAL OPERATIONS	0	0	0	0
<b>OTHER GLOBAL PROGRAMMES</b>	<b>0</b>	<b>0</b>	<b>0</b>	<b>0</b>
<b>GLOBAL PROGRAMMES OVERALL</b>	<b>0</b>	<b>0</b>	<b>0</b>	<b>0</b>
<b>GLOBAL PROGRAMMES</b>	<b>11 677</b>	<b>9 421</b>	<b>2 255</b>	<b>0</b>

**Status of Prior Year Projects  
Obligations liquidated/Outstanding  
As at 31 December 2005  
(in thousands of United States Dollars)**

Schedule 5

ANNUAL PROGRAMME FUND	Unliquidated Obligations 01 January	Payments during 2005	Cancellations during 2005	Unliquidated Obligations 31-12-2005
<b>HEADQUARTERS</b>				
<b>EXECUTIVE OFFICE</b>				
<b>EXECUTIVE OFFICE</b>				
EXECUTIVE OFFICE	238	134	104	0
EXECUTIVE OFFICE	238	134	104	0
<b>EXECUTIVE OFFICE</b>	<b>238</b>	<b>134</b>	<b>104</b>	<b>0</b>
<b>DEPT OF INT PROTECTION</b>				
DIPS, DIRECTOR'S OFFICE	15	3	12	0
DIPS, PROT OPS & LEGAL ADV	18	7	11	0
DIPS, PROTECTION CAPACITY SECT	18	15	3	0
DIPS, RESETTLEMENT SERVICES	20	4	16	0
DIPS, SOLUTIONS & OPS SUPPORT	79	26	52	0
DIPS, STATUS DETRM. & PROT INF	11	7	5	0
DEPT INT PROTECTION	161	62	99	0
<b>DEPT OF INT PROTECTION</b>	<b>161</b>	<b>62</b>	<b>99</b>	<b>0</b>
<b>DIV EXTERNAL RELATIONS</b>				
DER, DIRECTOR'S OFFICE	22	18	4	0
DER, PRIVATE SECT & PUBLIC AFF	21	20	1	0
DER, DONOR REL & RES MOB SERV	63	42	22	0
DIRECTOR, DIVISION OF EXTERNAL	5	0	5	0
DER, NGO LIAISON UNIT	3	3	0	0
DER, SECRETARIAT & INTER ORG	81	27	55	0
DER, MEDIA RELS & PI SERVICE	43	12	31	0
DER, ARCHIVES, RECS & COMMS	1	1	0	0
DER, EDMS - ELECT DOC MANAGT	49	41	9	0
DIV EXTERNAL RELATIONS	290	164	125	0
<b>DIV EXTERNAL RELATIONS</b>	<b>290</b>	<b>164</b>	<b>125</b>	<b>0</b>
ITS, TELECOMMUNICATIONS	17	13	4	0
ITS, INFO, TECH, TELE SERVICE	128	112	16	0
BSS, APPL. DEVLPT OP SUPPORT	17	10	7	0
ITS, OPS & TECH SERVICES HQ	187	169	18	0
ITS, USER SERVICES HQ	146	55	91	0
ITS, UNHCR PAYROLL SECTION	3	0	3	0
<b>DIV. OF INFO, SYSTEMS &amp; TELE.</b>	<b>499</b>	<b>359</b>	<b>139</b>	<b>0</b>
<b>DEPARTMENT OF OPERATIONS</b>				
<b>DEPARTMENT OF OPERATIONS</b>				
DIV OPERATIONAL SUPPORT	299	186	114	0
DEPARTMENT OF OPERATIONS	31	14	17	0
REGIONAL BUREAUX	354	162	192	0
DEPARTMENT OF OPERATIONS	684	362	323	0
<b>DEPARTMENT OF OPERATIONS</b>	<b>684</b>	<b>362</b>	<b>323</b>	<b>0</b>
<b>DIV HUMAN RESOURCES MGT</b>				
PAYROLL SECTION	24	180	(156)	0
DHRM, OFFICE OF THE DIRECTOR	6	5	1	0
DHRM, PERSONNEL ADMIN SECTION	32	7	26	0
DHRM, RECRUITMENT&POSTINGS	25	3	21	0
DHRM, STAFF DEVELOPMENT	7	4	3	0
DHRM, STAFF WELFARE UNIT	11	3	8	0
DHRM, MEDICAL SERVICE	246	144	102	0
DIV HUMAN RESOURCES MGT	351	346	5	0
<b>DIV HUMAN RESOURCES MGT</b>	<b>351</b>	<b>346</b>	<b>5</b>	<b>0</b>
<b>DIV FINANCE AND SUPPLY MGT</b>				
<b>DIV FINANCE AND SUPPLY MGT</b>				
OFFICE OF THE CONTROLLER	33	28	5	0
FINANCIAL RESOURCES SERVICE	1 285	1 351	(66)	0
SUPPLY MANAGEMENT SERVICE	767	549	217	0
JOINT UN ACTIVITIES	534	526	8	0
DIV FINANCE AND SUPPLY MGT	2 619	2 454	164	0
<b>DIV FINANCE AND SUPPLY MGT</b>	<b>2 619</b>	<b>2 454</b>	<b>164</b>	<b>0</b>
<b>OTHER HQ SECTIONS</b>				
<b>OTHER HQ UNITS</b>				
OTHER UNITS	10	8	2	0
OTHER HQ UNITS	10	8	2	0
<b>OTHER HQ SECTIONS</b>	<b>10</b>	<b>8</b>	<b>2</b>	<b>0</b>
<b>HEADQUARTERS</b>	<b>4 852</b>	<b>3 890</b>	<b>961</b>	<b>0</b>
<b>OVERALL</b>				
<b>OVERALL</b>				
OVERALL	4	4	0	0
(None)	4	4	0	0
OVERALL	4	4	0	0
(None)	4	4	0	0
OVERALL	4	4	0	0
(None)	4	4	0	0
OVERALL	4	4	0	0
(None)	4	4	0	0
<b>Total ANNUAL PROGRAMME FUND</b>	<b>69 276</b>	<b>56 007</b>	<b>13 270</b>	<b>0</b>

Status of Prior Year Projects  
Obligations liquidated/Outstanding  
As at 31 December 2005  
(in thousands of United States Dollars)

Schedule 5

SUPPLEMENTARY PROGRAMME FUND	Unliquidated Obligations 01 January	Payments during 2005	Cancellations during 2005	Unliquidated Obligations 31-12-2005
<b>UNHCR TOTAL</b>				
<b>FIELD OPERATIONS</b>				
<b>AFRICA</b>				
<i>WEST AFRICA</i>				
WEST AFRICA OVERALL	4 429	3 650	779	0
BENIN	0	0	0	0
GHANA	0	0	0	0
GUINEA	0	0	0	0
COTE D'IVOIRE	0	0	0	0
LIBERIA	0	(19)	19	0
NIGERIA	0	0	0	0
SENEGAL	0	0	0	0
SIERRA LEONE	0	0	0	0
<b>WEST AFRICA</b>	<b>4 429</b>	<b>3 630</b>	<b>799</b>	<b>0</b>
<i>EAST AND HORN OF AFRICA</i>				
ERITREA	0	0	0	0
ETHIOPIA	297	282	16	0
KENYA	304	215	88	0
SUDAN	156	133	23	0
UGANDA	400	372	28	0
<b>EAST AND HORN OF AFRICA</b>	<b>1 157</b>	<b>1 003</b>	<b>155</b>	<b>0</b>
<i>CENTRAL AFRICA AND GREAT LAKES</i>				
CENTRAL AFRICAN REPUBLIC	0	0	0	0
COUNTRIES IN CENTRAL AFRICA	1 042	1 042	0	0
BURUNDI	1 794	1 675	119	0
CHAD	7 731	7 295	435	0
THE REPUBLIC OF THE CONGO	0	0	0	0
DEMOCRATIC REP OF THE CONGO	134	122	12	0
UNITED REPUBLIC OF TANZANIA	596	579	17	0
<b>CENTRAL AFRICA AND GREAT LAKES</b>	<b>11 297</b>	<b>10 714</b>	<b>583</b>	<b>0</b>
<i>SOUTHERN AFRICA</i>				
ANGOLA	0	0	0	0
NAMIBIA	0	0	0	0
SOUTH AFRICA	0	0	0	0
ZAMBIA	0	0	0	0
<b>SOUTHERN AFRICA</b>	<b>0</b>	<b>0</b>	<b>0</b>	<b>0</b>
<b>AFRICA</b>	<b>16 883</b>	<b>15 347</b>	<b>1 536</b>	<b>0</b>
<b>CASWANAME</b>				
<i>MIDDLE EAST</i>				
MIDDLE EAST OVERALL	33	33	0	0
IRAQ	5 184	4 957	227	0
JORDAN	41	33	8	0
KUWAIT	0	0	0	0
LEBANON	1	0	1	0
SAUDI ARABIA	0	0	0	0
SYRIAN ARAB REPUBLIC	0	0	0	0
<b>MIDDLE EAST</b>	<b>5 259</b>	<b>5 023</b>	<b>236</b>	<b>0</b>
<i>SOUTH-WEST ASIA</i>				
SOUTH-WEST ASIA OVERALL	28	16	12	0
AFGHANISTAN	2	(1)	3	0
ISLAMIC REPUBLIC OF IRAN	42	42	0	0
PAKISTAN	0	0	0	0
<b>SOUTH-WEST ASIA</b>	<b>72</b>	<b>57</b>	<b>15</b>	<b>0</b>
<i>CENTRAL ASIA</i>				
TAJKISTAN	0	0	0	0
TURKMENISTAN	0	0	0	0
UZBEKISTAN	0	0	0	0
<b>CENTRAL ASIA</b>	<b>0</b>	<b>0</b>	<b>0</b>	<b>0</b>
<b>CASWANAME</b>	<b>5 331</b>	<b>5 080</b>	<b>252</b>	<b>0</b>
<b>ASIA AND THE PACIFIC</b>				
<i>SOUTH ASIA</i>				
SRI LANKA	(0)	(0)	0	0
<b>SOUTH ASIA</b>	<b>(0)</b>	<b>(0)</b>	<b>0</b>	<b>0</b>
<i>EAST ASIA AND THE PACIFIC</i>				
INDONESIA	0	0	0	0
TIMOR-LESTE	0	0	0	0
<b>EAST ASIA AND THE PACIFIC</b>	<b>0</b>	<b>0</b>	<b>0</b>	<b>0</b>
<b>ASIA AND THE PACIFIC</b>	<b>(0)</b>	<b>(0)</b>	<b>0</b>	<b>0</b>

Status of Prior Year Projects  
Obligations liquidated/Outstanding  
As at 31 December 2005  
(in thousands of United States Dollars)

Schedule 5

SUPPLEMENTARY PROGRAMME FUND	Unliquidated Obligations 01 January	Payments during 2005	Cancellations during 2005	Unliquidated Obligations 31-12-2005
<b><u>EUROPE</u></b>				
<b><u>CENTRAL EUROPE</u></b>				
TURKEY	1	0	1	0
CENTRAL EUROPE	1	0	1	0
<b><u>WESTERN EUROPE</u></b>				
UNITED KINGDOM	14	14	0	0
GERMANY	0	0	0	0
WESTERN EUROPE	14	14	0	0
<b><u>SOUTH EASTERN EUROPE</u></b>				
SOUTH EASTERN EUROPE OVERALL	0	0	0	0
ALBANIA	0	0	0	0
SERBIA AND MONTENEGRO	0	0	0	0
THE FYR MACEDONIA	0	0	0	0
SOUTH EASTERN EUROPE	0	0	0	0
<b>EUROPE</b>	<b>15</b>	<b>14</b>	<b>1</b>	<b>0</b>
<b>FIELD OPERATIONS</b>	<b>22 229</b>	<b>20 440</b>	<b>1 789</b>	<b>0</b>
<b><u>GLOBAL PROGRAMMES</u></b>				
<b><u>EXECUTIVE DIRECTION AND MGT</u></b>				
<b><u>EXECUTIVE DIRECTION AND MGT</u></b>				
EXECUTIVE OFFICE GLOBAL OPS	0	0	0	0
EXECUTIVE DIRECTION AND MGT	0	0	0	0
<b>EXECUTIVE DIRECTION AND MGT</b>	<b>0</b>	<b>0</b>	<b>0</b>	<b>0</b>
<b><u>DIV INT PROTECTION SERVICES</u></b>				
<b><u>DIV INT PROTECTION SERVICES</u></b>				
DIV INT PROTECTION SERVICES	0	0	0	0
DIV INT PROTECTION SERVICES	0	0	0	0
<b>DIV INT PROTECTION SERVICES</b>	<b>0</b>	<b>0</b>	<b>0</b>	<b>0</b>
<b><u>DEPARTMENT OF OPERATIONS</u></b>				
<b><u>DIV OPERATIONAL SERVICES</u></b>				
DIV OPERATIONAL SUPPORT	0	0	0	0
DIV OPERATIONAL SERVICES	0	0	0	0
<b>DEPARTMENT OF OPERATIONS</b>	<b>0</b>	<b>0</b>	<b>0</b>	<b>0</b>
<b><u>DIV FINANCE AND SUPPLY MGT</u></b>				
<b><u>DIV FINANCE AND SUPPLY MGT</u></b>				
SUPPLY MANAGEMENT SERVICE	0	0	0	0
DIV FINANCE AND SUPPLY MGT	0	0	0	0
<b>DIV FINANCE AND SUPPLY MGT</b>	<b>0</b>	<b>0</b>	<b>0</b>	<b>0</b>
<b>GLOBAL PROGRAMMES OVERALL</b>	<b>0</b>	<b>0</b>	<b>0</b>	<b>0</b>
<b>GLOBAL PROGRAMMES</b>	<b>0</b>	<b>0</b>	<b>0</b>	<b>0</b>
<b><u>HEADQUARTERS</u></b>				
<b><u>EXECUTIVE OFFICE</u></b>				
<b><u>EXECUTIVE OFFICE</u></b>				
EXECUTIVE OFFICE	0	0	0	0
EXECUTIVE OFFICE	0	0	0	0
<b>EXECUTIVE OFFICE</b>	<b>0</b>	<b>0</b>	<b>0</b>	<b>0</b>
<b><u>DEPT OF INT PROTECTION</u></b>				
DEPT INT PROTECTION	0	0	0	0
<b>DEPT OF INT PROTECTION</b>	<b>0</b>	<b>0</b>	<b>0</b>	<b>0</b>
<b><u>DEPARTMENT OF OPERATIONS</u></b>				
<b><u>DEPARTMENT OF OPERATIONS</u></b>				
REGIONAL BUREAUX	0	(1)	1	0
DEPARTMENT OF OPERATIONS	0	(1)	1	0
<b>DEPARTMENT OF OPERATIONS</b>	<b>0</b>	<b>(1)</b>	<b>1</b>	<b>0</b>
<b><u>DIV HUMAN RESOURCES MGT</u></b>				
<b><u>DIV HUMAN RESOURCES MGT</u></b>				
PAYROLL SECTION	0	(0)	0	0
DIV HUMAN RESOURCES MGT	0	(0)	0	0
<b>DIV HUMAN RESOURCES MGT</b>	<b>0</b>	<b>(0)</b>	<b>0</b>	<b>0</b>
<b><u>DIV FINANCE AND SUPPLY MGT</u></b>				
<b><u>DIV FINANCE AND SUPPLY MGT</u></b>				
FINANCIAL RESOURCES SERVICE	0	(0)	0	0
JOINT UN ACTIVITIES	11	11	0	0
DIV FINANCE AND SUPPLY MGT	11	10	0	0
<b>DIV FINANCE AND SUPPLY MGT</b>	<b>11</b>	<b>10</b>	<b>0</b>	<b>0</b>
<b>HEADQUARTERS</b>	<b>11</b>	<b>9</b>	<b>1</b>	<b>0</b>
<b>total SUPPLEMENTARY PROGRAMME FUND</b>	<b>22 240</b>	<b>20 449</b>	<b>1 790</b>	<b>0</b>

**STATEMENT OF INCOME AND EXPENDITURE**  
by Fund/Region/Country/Territory  
for the year ended 31 December 2005  
(in thousands of United States Dollars)

Annex to Statement I

ANNUAL PROGRAMME FUND	Current Year Contributions	Miscellaneous Income	Current Year Expenditure	Adjustments to Prior Year	Cancellations Prior Year Obligations	Transfers to/from	Balance - Beginning of Year	Balance - End of Year
<b>UNHCR TOTAL</b>								
<b>FIELD OPERATIONS</b>								
<b>AFRICA</b>								
AFRICA OVERALL	65 446	0	0	0	0	(65 446)	0	(0)
WEST AFRICA	78 907	595	120 563	1 146	1 909	38 672	387	1 053
EAST AND HORN OF AFRICA	58 998	1 217	96 832	750	1 313	34 554	(0)	0
CENTRAL AFRICA AND GREAT LAKES	63 568	1 684	78 351	78	2 033	11 074	38	123
SOUTHERN AFRICA	26 445	206	51 824	319	774	23 590	491	0
<b>AFRICA</b>	<b>293 363</b>	<b>3 702</b>	<b>347 570</b>	<b>2 292</b>	<b>6 030</b>	<b>42 444</b>	<b>916</b>	<b>1 176</b>
<b>CASWANAME</b>								
CASWANAME OVERALL	0	0	0	0	0	0	0	0
NORTH AFRICA	4 004	2	6 906	41	192	3 434	(0)	767
MIDDLE EAST	11 499	13	17 522	299	379	5 530	(0)	199
SOUTH-WEST ASIA	73 092	532	92 237	499	1 375	10 000	6 824	86
CENTRAL ASIA	2 478	218	6 969	20	86	4 156	12	0
<b>CASWANAME</b>	<b>91 072</b>	<b>765</b>	<b>123 633</b>	<b>859</b>	<b>2 032</b>	<b>23 120</b>	<b>6 836</b>	<b>1 052</b>
<b>ASIA AND THE PACIFIC</b>								
ASIA AND PACIFIC OVERALL	5 140	0	0	0	0	(5 129)	1	11
SOUTH ASIA	18 606	66	22 137	(624)	506	3 447	261	126
EAST ASIA AND THE PACIFIC	18 932	74	32 046	450	325	12 182	82	(0)
<b>ASIA AND THE PACIFIC</b>	<b>42 678</b>	<b>140</b>	<b>54 183</b>	<b>(174)</b>	<b>832</b>	<b>10 500</b>	<b>344</b>	<b>137</b>
<b>EUROPE</b>								
EUROPE OVERALL	0	0	0	0	0	0	0	0
EASTERN EUROPE	19 164	32	29 520	(239)	224	10 703	0	363
CENTRAL EUROPE	4 512	3	16 181	(53)	69	11 845	0	195
WESTERN EUROPE	3 762	12	18 278	(126)	106	14 518	7	(0)
SOUTH EASTERN EUROPE	26 303	78	43 632	186	419	17 079	0	432
<b>EUROPE</b>	<b>53 740</b>	<b>125</b>	<b>107 612</b>	<b>(232)</b>	<b>818</b>	<b>54 144</b>	<b>7</b>	<b>990</b>
<b>AMERICAS</b>								
AMERICAS OVERALL	0	0	0	0	0	0	0	0
SOUTH AMERICA OVERALL	0	0	0	0	0	0	0	0
NORTHERN SOUTH AMERICA	14 814	36	16 884	190	59	2 260	617	1 092
SOUTHERN SOUTH AMERICA	1 660	0	4 055	30	45	2 046	275	0
NORTH AMERICA AND CARIBBEAN	2 204	25	7 794	12	232	5 320	0	0
CENTRAL AMERICA AND MEXICO	1 558	8	2 673	6	6	1 096	0	0
<b>AMERICAS</b>	<b>20 236</b>	<b>70</b>	<b>31 406</b>	<b>238</b>	<b>341</b>	<b>10 721</b>	<b>891</b>	<b>1 092</b>
<b>FIELD OPERATIONS</b>	<b>501 089</b>	<b>4 802</b>	<b>664 403</b>	<b>2 983</b>	<b>10 053</b>	<b>140 929</b>	<b>8 994</b>	<b>4 447</b>

**STATEMENT OF INCOME AND EXPENDITURE**  
by Fund/Region/Country/Territory  
for the year ended 31 December 2005  
(in thousands of United States Dollars)

Annex to Statement I

ANNUAL PROGRAMME FUND	Current Year Contributions	Miscellaneous Income	Current Year Expenditure	Adjustments to Prior Year	Cancellations Prior Year Obligations	Transfers to/from	Balance - Beginning of Year	Balance - End of Year
<b><u>GLOBAL PROGRAMMES</u></b>								
<b><u>EXECUTIVE DIRECTION AND MGT</u></b>								
EXECUTIVE DIRECTION AND MGT	4 901	77	14 695	(6)	132	9 591	0	0
<b>EXECUTIVE DIRECTION AND MGT</b>	<b>4 901</b>	<b>77</b>	<b>14 695</b>	<b>(6)</b>	<b>132</b>	<b>9 591</b>	<b>0</b>	<b>0</b>
<b><u>DIV INT PROTECTION SERVICES</u></b>								
DIV INT PROTECTION SERVICES	7 123	0	9 026	482	240	1 280	1 034	1 132
<b>DIV INT PROTECTION SERVICES</b>	<b>7 123</b>	<b>0</b>	<b>9 026</b>	<b>482</b>	<b>240</b>	<b>1 280</b>	<b>1 034</b>	<b>1 132</b>
<b><u>DIV EXTERNAL RELATIONS</u></b>								
DIV EXTERNAL RELATIONS	846	0	7 190	30	294	6 116	89	186
<b>DIV EXTERNAL RELATIONS</b>	<b>846</b>	<b>0</b>	<b>7 190</b>	<b>30</b>	<b>294</b>	<b>6 116</b>	<b>89</b>	<b>186</b>
<b><u>DIV. OF INFO. SYSTEMS &amp; TELE.</u></b>								
MANAGEMENT SYSTEMS RENEWAL -GO	0	0	17 922	0	754	17 168	0	0
INFO TECH AND TELECOMS SERV-GO	0	0	1 088	0	148	940	0	0
<b>DIV. OF INFO. SYSTEMS &amp; TELE.</b>	<b>0</b>	<b>0</b>	<b>19 010</b>	<b>0</b>	<b>902</b>	<b>18 108</b>	<b>0</b>	<b>0</b>
<b><u>DEPARTMENT OF OPERATIONS</u></b>								
DIV OPERATIONAL SERVICES	9 537	0	8 839	129	281	(427)	946	1 626
PROV OF EXPERTISE EVALS (EPA)	167	0	221	80	12	(39)	0	0
<b>DEPARTMENT OF OPERATIONS</b>	<b>9 704</b>	<b>0</b>	<b>9 060</b>	<b>209</b>	<b>294</b>	<b>(465)</b>	<b>946</b>	<b>1 626</b>
<b><u>DIV HUMAN RESOURCES MGT</u></b>								
DIV HUMAN RESOURCES MGT	0	0	13 457	(108)	158	13 293	114	0
<b>DIV HUMAN RESOURCES MGT</b>	<b>0</b>	<b>0</b>	<b>13 457</b>	<b>(108)</b>	<b>158</b>	<b>13 293</b>	<b>114</b>	<b>0</b>
<b><u>DIV FINANCE AND SUPPLY MGT</u></b>								
DIV FINANCE AND SUPPLY MGT	0	0	561	0	237	325	0	0
<b>DIV FINANCE AND SUPPLY MGT</b>	<b>0</b>	<b>0</b>	<b>561</b>	<b>0</b>	<b>237</b>	<b>325</b>	<b>0</b>	<b>0</b>
<b><u>OTHER GLOBAL PROGRAMMES</u></b>								
OTHER GLOBAL OPERATIONS	0	0	0	0	0	0	0	0
<b>OTHER GLOBAL PROGRAMMES</b>	<b>0</b>	<b>0</b>	<b>0</b>	<b>0</b>	<b>0</b>	<b>0</b>	<b>0</b>	<b>0</b>
GLOBAL OPERATIONS	19 417	0	0	(133)	0	(19 285)	0	0
<b>GLOBAL PROGRAMMES OVERALL</b>	<b>19 417</b>	<b>0</b>	<b>0</b>	<b>(133)</b>	<b>0</b>	<b>(19 285)</b>	<b>0</b>	<b>0</b>
<b>GLOBAL PROGRAMMES</b>	<b>41 991</b>	<b>77</b>	<b>72 999</b>	<b>474</b>	<b>2 255</b>	<b>28 963</b>	<b>2 182</b>	<b>2 944</b>
<b><u>HEADQUARTERS</u></b>								
<b><u>EXECUTIVE OFFICE</u></b>								
EXECUTIVE OFFICE	409	0	4 852	3	104	3 493	930	87
<b>EXECUTIVE OFFICE</b>	<b>409</b>	<b>0</b>	<b>4 852</b>	<b>3</b>	<b>104</b>	<b>3 493</b>	<b>930</b>	<b>87</b>
<b><u>DEPT OF INT PROTECTION</u></b>								
DEPT INT PROTECTION	96	37	8 629	0	99	8 348	49	0
<b>DEPT OF INT PROTECTION</b>	<b>96</b>	<b>37</b>	<b>8 629</b>	<b>0</b>	<b>99</b>	<b>8 348</b>	<b>49</b>	<b>0</b>

**STATEMENT OF INCOME AND EXPENDITURE**  
by Fund/Region/Country/Territory  
for the year ended 31 December 2005  
(in thousands of United States Dollars)

Annex to Statement I

ANNUAL PROGRAMME FUND	Current Year Contributions	Miscellaneous Income	Current Year Expenditure	Adjustments to Prior Year	Cancellations Prior Year Obligations	Transfers to/from	Balance - Beginning of Year	Balance - End of Year
<b><u>DIV EXTERNAL RELATIONS</u></b>								
DIV EXTERNAL RELATIONS	0	0	9 339	3	125	9 211	0	0
<b>DIV EXTERNAL RELATIONS</b>	<b>0</b>	<b>0</b>	<b>9 339</b>	<b>3</b>	<b>125</b>	<b>9 211</b>	<b>0</b>	<b>0</b>
ITS, TELECOMMUNICATIONS	0	0	233	0	4	228	0	0
ITTS, INFO, TECH, TELE SERVICE	0	9	4 910	0	16	4 885	0	0
BSS, APPL. DEVLPT OP SUPPORT	0	0	164	0	7	157	0	0
ITS, OPS & TECH SERVICES HQ	0	0	230	0	18	212	0	0
ITS, USER SERVICES HQ	0	0	1 137	0	91	1 046	0	0
ITTS, UNHCR PAYROLL SECTION	0	0	0	0	3	(3)	0	0
DIST, DIRECTOR'S OFFICE	0	0	424	0	0	424	0	0
<b>DIV. OF INFO. SYSTEMS &amp; TELE.</b>	<b>0</b>	<b>9</b>	<b>7 098</b>	<b>0</b>	<b>139</b>	<b>6 949</b>	<b>0</b>	<b>0</b>
<b><u>DEPARTMENT OF OPERATIONS</u></b>								
DEPARTMENT OF OPERATIONS	2 765	0	38 098	1	323	35 005	4	0
<b>DEPARTMENT OF OPERATIONS</b>	<b>2 765</b>	<b>0</b>	<b>38 098</b>	<b>1</b>	<b>323</b>	<b>35 005</b>	<b>4</b>	<b>0</b>
<b><u>DIV HUMAN RESOURCES MGT</u></b>								
DIV HUMAN RESOURCES MGT	0	1	13 366	155	5	12 819	386	0
<b>DIV HUMAN RESOURCES MGT</b>	<b>0</b>	<b>1</b>	<b>13 366</b>	<b>155</b>	<b>5</b>	<b>12 819</b>	<b>386</b>	<b>0</b>
<b><u>DIV FINANCE AND SUPPLY MGT</u></b>								
DIV FINANCE AND SUPPLY MGT	403	1 417	16 729	11	164	15 030	(0)	297
<b>DIV FINANCE AND SUPPLY MGT</b>	<b>403</b>	<b>1 417</b>	<b>16 729</b>	<b>11</b>	<b>164</b>	<b>15 030</b>	<b>(0)</b>	<b>297</b>
<b><u>OTHER HQ SECTIONS</u></b>								
OTHER HQ UNITS	0	1	395	1	2	386	6	0
<b>OTHER HQ SECTIONS</b>	<b>0</b>	<b>1</b>	<b>395</b>	<b>1</b>	<b>2</b>	<b>386</b>	<b>6</b>	<b>0</b>
<b><u>HEADQUARTERS OVERALL</u></b>								
HEADQUARTERS OVERALL	25 923	0	0	0	0	(25 923)	0	0
<b>HEADQUARTERS OVERALL</b>	<b>25 923</b>	<b>0</b>	<b>0</b>	<b>0</b>	<b>0</b>	<b>(25 923)</b>	<b>0</b>	<b>0</b>
<b>HEADQUARTERS</b>	<b>29 597</b>	<b>1 465</b>	<b>98 506</b>	<b>174</b>	<b>961</b>	<b>65 318</b>	<b>1 374</b>	<b>384</b>
<b><u>OPERATIONAL RESERVE</u></b>								
<b><u>OPERATIONAL RESERVE</u></b>								
OPERATIONAL RESERVE	7 169	0	0	0	0	(17 169)	10 000	0
<b>OPERATIONAL RESERVE</b>	<b>7 169</b>	<b>0</b>	<b>0</b>	<b>0</b>	<b>0</b>	<b>(17 169)</b>	<b>10 000</b>	<b>0</b>
<b>OPERATIONAL RESERVE</b>	<b>7 169</b>	<b>0</b>	<b>0</b>	<b>0</b>	<b>0</b>	<b>(17 169)</b>	<b>10 000</b>	<b>0</b>
<b><u>OVERALL</u></b>								
<b><u>OVERALL</u></b>								
OVERALL	218 663	0	0	(75)	0	(219 975)	1 387	(0)
<b>OVERALL</b>	<b>218 663</b>	<b>0</b>	<b>0</b>	<b>(75)</b>	<b>0</b>	<b>(219 975)</b>	<b>1 387</b>	<b>(0)</b>
<b>OVERALL</b>	<b>218 663</b>	<b>0</b>	<b>0</b>	<b>(75)</b>	<b>0</b>	<b>(219 975)</b>	<b>1 387</b>	<b>(0)</b>
<b>Total ANNUAL PROGRAMME FUND</b>	<b>798 509</b>	<b>6 344</b>	<b>835 908</b>	<b>3 557</b>	<b>13 270</b>	<b>(1 935)</b>	<b>23 937</b>	<b>7 775</b>

STATEMENT OF INCOME AND EXPENDITURE  
by Fund/Region/Country/Territory  
for the year ended 31 December 2005  
(in thousands of United States Dollars)

Annex to Statement I

ANNUAL PROGRAMME TRUST FUND	Current Year Contributions	Miscellaneous Income	Current Year Expenditure	Adjustments to Prior Year	Cancellations Prior Year Obligations	Transfers to/from	Balance - Beginning of Year	Balance - End of Year
<b><u>UNHCR TOTAL</u></b>								
<b><u>FIELD OPERATIONS</u></b>								
AFRICA	0	0	0	(25)	0	0	25	0
CASWANAME	0	0	0	0	0	0	0	0
FIELD OPERATIONS	0	0	0	(25)	0	0	25	0
<b><u>GLOBAL PROGRAMMES</u></b>								
GLOBAL PROGRAMMES OVERALL	0	0	0	(339)	0	0	339	0
GLOBAL PROGRAMMES	0	0	0	(339)	0	0	339	0
<b><u>HEADQUARTERS</u></b>								
EXECUTIVE OFFICE	0	0	0	0	0	0	0	0
DIV EXTERNAL RELATIONS	0	0	0	0	0	0	0	0
DEPARTMENT OF OPERATIONS	0	0	0	(40)	0	0	40	0
HEADQUARTERS OVERALL	0	0	0	0	0	0	0	0
HEADQUARTERS	0	0	0	(40)	0	0	40	0
<b>Total ANNUAL PROGRAMME TRUST FUND</b>	<b>0</b>	<b>0</b>	<b>0</b>	<b>(403)</b>	<b>0</b>	<b>0</b>	<b>403</b>	<b>0</b>



STATEMENT OF INCOME AND EXPENDITURE  
by Fund/Region/Country/Territory  
for the year ended 31 December 205  
(in thousands of United States Dollars)

Annex to Statement I

UN REGULAR FUND	Current Year Contributions	Miscellaneous Income	Current Year Expenditure	Adjustments to Prior Year	Cancellations Prior Year Obligations	Transfers to/from	Balance - Beginning of Year	Balance - End of Year
<b><u>UNHCR TOTAL</u></b>								
<b><u>HEADQUARTERS</u></b>								
EXECUTIVE OFFICE	0	0	3 131	0	0	0	(3 034)	(6 164)
DIV EXTERNAL RELATIONS	0	0	6 027	0	0	0	(5 614)	(11 641)
DIV. OF INFO. SYSTEMS & TELE.	0	0	5 380	0	0	0	(5 450)	(10 831)
DIV HUMAN RESOURCES MGT	0	0	6 209	0	0	0	(6 112)	(12 321)
DIV FINANCE AND SUPPLY MGT	0	0	17 786	0	0	0	(7 540)	(25 326)
HEADQUARTERS OVERALL	38 494	0	0	0	0	0	27 750	66 244
HEADQUARTERS	38 494	0	38 534	0	0	0	0	(40)
<b><u>OVERALL</u></b>								
OVERALL	776	0	0	0	0	0	0	776
OVERALL	776	0	0	0	0	0	0	776
Total UN REGULAR FUND	39 270	0	38 534	0	0	0	0	736

**STATEMENT OF INCOME AND EXPENDITURE**  
by Fund/Region/Country/Territory  
for the year ended 31 December 2005  
(in thousands of United States Dollars)

Annex to Statement I

SUPPLEMENTARY PROGRAMME FUND	Current Year Contributions	Miscellaneous Income	Current Year Expenditure	Adjustments to Prior Year	Cancellations Prior Year Obligations	Transfers to/from	Balance - Beginning of Year	Balance - End of Year
<b>UNHCR TOTAL</b>								
<b>FIELD OPERATIONS</b>								
<b>AFRICA</b>								
<b>AFRICA OVERALL</b>	22 802	0	0	0	0	(21 470)	0	1 332
<b>AFRICA OVERALL</b>	22 802	0	0	0	0	(21 470)	0	1 332
<b>WEST AFRICA</b>								
WEST AFRICA OVERALL	0	0	0	11	779	(791)	0	0
BENIN	0	0	0	0	0	0	0	0
GAMBIA	0	0	0	5	0	(5)	0	0
GHANA	0	0	0	(1)	0	1	0	0
GUINEA	0	0	0	0	0	0	0	0
COTE D'IVOIRE	0	0	0	0	0	0	0	0
LIBERIA	0	0	0	0	19	(19)	0	0
NIGERIA	0	0	0	1	0	(1)	0	0
SENEGAL	0	0	0	0	0	0	0	0
SIERRA LEONE	0	0	0	2	0	(2)	0	0
<b>WEST AFRICA</b>	0	0	0	17	799	(816)	0	0
<b>EAST AND HORN OF AFRICA</b>								
EAST & HORN OF AFRICA OVERALL	0	0	0	0	0	(4 973)	4 973	0
ERITREA	0	0	0	0	0	0	0	0
ETHIOPIA	1 294	0	2 731	0	16	1 422	0	0
KENYA	0	0	2 214	0	88	2 126	0	0
SOMALIA	1 018	0	1 302	0	0	284	0	0
SUDAN	40 567	0	49 094	50	23	10 798	374	2 716
UGANDA	0	0	2 120	0	28	2 092	0	0
<b>EAST AND HORN OF AFRICA</b>	42 878	0	57 462	50	155	11 749	5 347	2 716
<b>CENTRAL AFRICA AND GREAT LAKES</b>								
CENTRAL AFRICA & GREAT LAKES	33 355	0	0	0	0	(34 392)	1 043	5
CENTRAL AFRICAN REPUBLIC	0	0	1 000	0	0	990	11	0
BURUNDI	15 751	0	33 823	118	119	17 835	0	0
CHAD	49 903	0	63 384	3 899	435	(3 493)	15 127	2 486
THE REPUBLIC OF THE CONGO	702	0	1 760	0	0	1 053	5	0
DEMOCRATIC REP OF THE CONGO	7 262	0	14 587	0	12	7 313	0	0
RWANDA	0	0	297	0	0	297	0	0
UNITED REPUBLIC OF TANZANIA	2 047	0	9 083	77	17	6 943	0	0
<b>CENTRAL AFRICA AND GREAT LAKES</b>	109 020	0	123 935	4 094	583	(3 456)	16 185	2 491
<b>SOUTHERN AFRICA</b>								
SOUTHERN AFRICA OVERALL	0	0	0	0	0	(0)	0	0
ANGOLA	0	0	4	0	0	4	(0)	0
NAMIBIA	0	0	0	0	0	0	0	0
ZAMBIA	0	0	0	(124)	0	(0)	124	(0)
<b>SOUTHERN AFRICA</b>	0	0	4	(124)	0	4	124	(0)
<b>AFRICA</b>	174 700	0	181 400	4 037	1 536	(13 989)	21 656	6 539

**STATEMENT OF INCOME AND EXPENDITURE**  
by Fund/Region/Country/Territory  
for the year ended 31 December 2005  
(in thousands of United States Dollars)

Annex to Statement I

SUPPLEMENTARY PROGRAMME FUND	Current Year Contributions	Miscellaneous Income	Current Year Expenditure	Adjustments to Prior Year	Cancellations Prior Year Obligations	Transfers to/from	Balance - Beginning of Year	Balance - End of Year
<b>CASWANAME</b>								
<i>CASWANAME OVERALL</i>								
CASWANAME OVERALL	417	0	0	0	0	(417)	0	0
CASWANAME OVERALL	417	0	0	0	0	(417)	0	0
<i>NORTH AFRICA</i>								
NORTH AFRICA OVERALL	1 716	0	0	0	0	(631)	0	1 085
WESTERN SAHARA	0	0	511	0	0	511	0	0
NORTH AFRICA	1 716	0	511	0	0	(120)	0	1 085
<i>MIDDLE EAST</i>								
MIDDLE EAST OVERALL	9 604	0	477	0	0	(14 723)	14 456	8 860
EGYPT	0	0	78	0	0	78	0	0
IRAQ	11 683	0	24 481	1 221	227	6 952	4 399	0
JORDAN	0	0	2 836	236	8	2 592	0	0
KUWAIT	0	0	0	0	0	0	0	0
LEBANON	0	0	363	0	1	362	0	0
SAUDI ARABIA	0	0	0	0	0	0	0	0
SYRIAN ARAB REPUBLIC	0	0	221	2	0	219	0	0
MIDDLE EAST	21 286	0	28 457	1 459	236	(4 520)	18 854	8 860
<i>SOUTH-WEST ASIA</i>								
SOUTH-WEST ASIA OVERALL	0	0	(0)	0	12	(12)	0	0
AFGHANISTAN	0	0	0	22	3	(25)	0	0
ISLAMIC REPUBLIC OF IRAN	15	0	1 818	171	0	1 632	0	0
PAKISTAN	30 234	0	10 739	0	0	(2 116)	0	17 379
SOUTH-WEST ASIA	30 249	0	12 557	193	15	(522)	0	17 379
<i>CENTRAL ASIA</i>								
TAJIKISTAN	0	0	0	0	0	0	0	0
TURKMENISTAN	0	0	0	0	0	0	0	0
UZBEKISTAN	0	0	0	0	0	0	0	0
CENTRAL ASIA	0	0	0	0	0	0	0	0
<b>CASWANAME</b>	<b>53 668</b>	<b>0</b>	<b>41 525</b>	<b>1 652</b>	<b>252</b>	<b>(5 578)</b>	<b>18 854</b>	<b>27 323</b>
<b>ASIA AND THE PACIFIC</b>								
<i>ASIA AND PACIFIC OVERALL</i>								
ASIA PACIFIC OVERALL	13 397	0	(0)	0	0	(1 193)	0	12 204
ASIA AND PACIFIC OVERALL	13 397	0	(0)	0	0	(1 193)	0	12 204
<i>SOUTH ASIA</i>								
SOUTH ASIA OVERALL	0	0	0	0	0	0	0	0
SRI LANKA	14 912	0	9 257	0	0	(1 044)	0	4 611
SOUTH ASIA	14 912	0	9 257	0	0	(1 044)	0	4 611
<i>EAST ASIA AND THE PACIFIC</i>								
EAST ASIA AND PACIFIC OVERALL	0	0	0	0	0	0	0	0
INDONESIA	29 427	0	19 214	0	0	(2 160)	0	8 054
TIMOR-LESTE	0	0	0	0	0	0	0	0
OTHER COUNTRIES EAST ASIA	0	0	0	0	0	0	0	0
EAST ASIA AND THE PACIFIC	29 427	0	19 214	0	0	(2 160)	0	8 054
<b>ASIA AND THE PACIFIC</b>	<b>57 736</b>	<b>0</b>	<b>28 471</b>	<b>0</b>	<b>0</b>	<b>(4 397)</b>	<b>0</b>	<b>24 869</b>

**STATEMENT OF INCOME AND EXPENDITURE**  
**by Fund/Region/Country/Territory**  
**for the year ended 31 December 2005**  
**(in thousands of United States Dollars)**

Annex to Statement I

SUPPLEMENTARY PROGRAMME FUND	Current Year Contributions	Miscellaneous Income	Current Year Expenditure	Adjustments to Prior Year	Cancellations Prior Year Obligations	Transfers to/from	Balance - Beginning of Year	Balance - End of Year
<b><u>EUROPE</u></b>								
<b><u>CENTRAL EUROPE</u></b>								
TURKEY	0	0	619	0	1	618	0	0
CENTRAL EUROPE	0	0	619	0	1	618	0	0
<b><u>WESTERN EUROPE</u></b>								
BELGIUM	0	0	0	0	0	0	0	0
UNITED KINGDOM	0	0	36	42	0	(6)	0	0
GERMANY	0	0	63	0	0	63	0	0
WESTERN EUROPE	0	0	99	42	0	57	0	0
<b><u>SOUTH EASTERN EUROPE</u></b>								
SOUTH EASTERN EUROPE OVERALL	0	0	0	0	0	0	0	0
ALBANIA	0	0	0	0	0	0	0	0
SERBIA AND MONTENEGRO	0	0	0	0	0	0	0	0
THE FYR MACEDONIA	0	0	0	0	0	0	0	0
SOUTH EASTERN EUROPE	0	0	0	0	0	0	0	0
<b>EUROPE</b>	<b>0</b>	<b>0</b>	<b>718</b>	<b>42</b>	<b>1</b>	<b>675</b>	<b>0</b>	<b>0</b>
<b>FIELD OPERATIONS</b>	<b>286 104</b>	<b>0</b>	<b>252 114</b>	<b>5 731</b>	<b>1 789</b>	<b>(23 289)</b>	<b>40 510</b>	<b>58 731</b>
<b><u>GLOBAL PROGRAMMES</u></b>								
<b><u>EXECUTIVE DIRECTION AND MGT</u></b>								
<b><u>EXECUTIVE DIRECTION AND MGT</u></b>								
EMERGENCY AND SECURITY SERVICE	0	0	0	96	0	(96)	0	0
EXECUTIVE DIRECTION AND MGT	0	0	0	96	0	(96)	0	0
EXECUTIVE DIRECTION AND MGT	0	0	0	96	0	(96)	0	0
<b><u>DEPARTMENT OF OPERATIONS</u></b>								
<b><u>DIV OPERATIONAL SERVICES</u></b>								
DIV OPERATIONAL SUPPORT	0	0	0	(477)	0	0	477	0
DIV OPERATIONAL SERVICES	0	0	0	(477)	0	0	477	0
DEPARTMENT OF OPERATIONS	0	0	0	(477)	0	0	477	0
GLOBAL OPERATIONS	0	0	0	(364)	0	364	0	0
GLOBAL PROGRAMMES OVERALL	0	0	0	(364)	0	364	0	0
GLOBAL PROGRAMMES	<b>0</b>	<b>0</b>	<b>0</b>	<b>(745)</b>	<b>0</b>	<b>268</b>	<b>477</b>	<b>0</b>
<b><u>HEADQUARTERS</u></b>								
<b><u>EXECUTIVE OFFICE</u></b>								
<b><u>EXECUTIVE OFFICE</u></b>								
EXECUTIVE OFFICE	0	0	0	0	0	0	0	0
EXECUTIVE OFFICE	0	0	0	0	0	0	0	0
EXECUTIVE OFFICE	0	0	0	0	0	0	0	0

**STATEMENT OF INCOME AND EXPENDITURE**  
by Fund/Region/Country/Territory  
for the year ended 31 December 2005  
(in thousands of United States Dollars)

Annex to Statement I

SUPPLEMENTARY PROGRAMME FUND	Current Year Contributions	Miscellaneous Income	Current Year Expenditure	Adjustments to Prior Year	Cancellations Prior Year Obligations	Transfers to/from	Balance - Beginning of Year	Balance - End of Year
<b><u>DEPARTMENT OF OPERATIONS</u></b>								
<b><u>DEPARTMENT OF OPERATIONS</u></b>								
DEPARTMENT OF OPERATIONS	1 400	0	4 473	0	0	3 073	0	0
REGIONAL BUREAUX	0	0	1 768	0	1	1 767	0	0
DEPARTMENT OF OPERATIONS	1 400	0	6 241	0	1	4 840	0	0
<b>DEPARTMENT OF OPERATIONS</b>	<b>1 400</b>	<b>0</b>	<b>6 241</b>	<b>0</b>	<b>1</b>	<b>4 840</b>	<b>0</b>	<b>0</b>
<b><u>DIV HUMAN RESOURCES MGT</u></b>								
PAYROLL SECTION	0	0	0	0	0	(0)	0	0
DIV HUMAN RESOURCES MGT	0	0	0	0	0	(0)	0	0
<b>DIV HUMAN RESOURCES MGT</b>	<b>0</b>	<b>0</b>	<b>0</b>	<b>0</b>	<b>0</b>	<b>(0)</b>	<b>0</b>	<b>0</b>
<b><u>DIV FINANCE AND SUPPLY MGT</u></b>								
<b><u>DIV FINANCE AND SUPPLY MGT</u></b>								
FINANCIAL RESOURCES SERVICE	0	0	0	0	0	(0)	0	0
JOINT UN ACTIVITIES	0	0	121	0	0	121	0	0
DIV FINANCE AND SUPPLY MGT	0	0	121	0	0	121	0	0
<b>DIV FINANCE AND SUPPLY MGT</b>	<b>0</b>	<b>0</b>	<b>121</b>	<b>0</b>	<b>0</b>	<b>121</b>	<b>0</b>	<b>0</b>
<b><u>HEADQUARTERS OVERALL</u></b>								
<b><u>HEADQUARTERS OVERALL</u></b>								
HEADQUARTERS OVERALL	0	0	0	0	0	0	0	0
HEADQUARTERS OVERALL	0	0	0	0	0	0	0	0
<b>HEADQUARTERS OVERALL</b>	<b>0</b>	<b>0</b>	<b>0</b>	<b>0</b>	<b>0</b>	<b>0</b>	<b>0</b>	<b>0</b>
<b>HEADQUARTERS</b>	<b>1 400</b>	<b>0</b>	<b>6 362</b>	<b>0</b>	<b>1</b>	<b>4 960</b>	<b>0</b>	<b>0</b>
<b><u>OVERALL</u></b>								
<b><u>OVERALL</u></b>								
<b><u>OVERALL</u></b>								
OVERALL	0	0	0	0	0	0	0	0
OVERALL	0	0	0	0	0	0	0	0
<b>OVERALL</b>	<b>0</b>	<b>0</b>	<b>0</b>	<b>0</b>	<b>0</b>	<b>0</b>	<b>0</b>	<b>0</b>
<b>OVERALL</b>	<b>0</b>	<b>0</b>	<b>0</b>	<b>0</b>	<b>0</b>	<b>0</b>	<b>0</b>	<b>0</b>
<b>Total SUPPLEMENTARY PROGRAMME FUND</b>	<b>287 504</b>	<b>0</b>	<b>258 475</b>	<b>4 986</b>	<b>1 790</b>	<b>(18 061)</b>	<b>40 987</b>	<b>58 731</b>

STATEMENT OF INCOME AND EXPENDITURE  
by Fund/Region/Country/Territory  
for the year ended 31 December 2005  
(in thousands of United States Dollars)

Annex to Statement I

SUPPLEMENTARY PROG TRUST FUND	Current Year Contributions	Miscellaneous Income	Current Year Expenditure	Adjustments to Prior Year	Cancellations Prior Year Obligations	Transfers to/from	Balance - Beginning of Year	Balance - End of Year
<b><u>UNHCR TOTAL</u></b>								
<b><u>GLOBAL PROGRAMMES</u></b>								
DEPARTMENT OF OPERATIONS	0	0	0	692	0	0	(692)	0
GLOBAL PROGRAMMES OVERALL	0	0	0	0	0	(364)	364	0
GLOBAL PROGRAMMES	0	0	0	692	0	(364)	(328)	0
<b><u>HEADQUARTERS</u></b>								
EXECUTIVE OFFICE	0	0	0	0	0	0	0	0
HEADQUARTERS	0	0	0	0	0	0	0	0
<b>Total SUPPLEMENTARY PROG TRUST FUND</b>	<b>0</b>	<b>0</b>	<b>0</b>	<b>692</b>	<b>0</b>	<b>(364)</b>	<b>(328)</b>	<b>0</b>

**STATEMENT OF INCOME AND EXPENDITURE**  
by Fund/Region/Country/Territory  
for the year ended 31 December 2005  
(in thousands of United States Dollars)

Annex to Statement I

JUNIOR PROFESSIONAL OFFICERS	Current Year Contributions	Miscellaneous Income	Current Year Expenditure	Adjustments to Prior Year	Cancellations Prior Year Obligations	Transfers to/from	Balance - Beginning of Year	Balance - End of Year
<b><u>UNHCR TOTAL</u></b>								
<b><u>FIELD OPERATIONS</u></b>								
<b><u>AFRICA</u></b>								
<b><u>WEST AFRICA</u></b>								
WEST AFRICA OVERALL	0	0	8	0	0	0	(22)	(30)
GHANA	0	0	87	0	0	0	(84)	(171)
GUINEA	0	0	137	0	0	0	(109)	(246)
COTE D'IVOIRE	0	0	0	0	0	0	(44)	(44)
SENEGAL	0	0	92	0	0	0	(56)	(148)
SIERRA LEONE	0	0	13	0	0	0	(110)	(123)
<b>WEST AFRICA</b>	<b>0</b>	<b>0</b>	<b>336</b>	<b>0</b>	<b>0</b>	<b>0</b>	<b>(426)</b>	<b>(762)</b>
<b><u>EAST AND HORN OF AFRICA</u></b>								
EAST & HORN OF AFRICA OVERALL	0	0	16	0	0	0	(34)	(50)
DJIBOUTI	0	0	8	0	0	0	(74)	(81)
ERITREA	0	0	30	0	0	0	(66)	(96)
ETHIOPIA	0	0	683	0	0	0	(405)	(1 088)
KENYA	0	0	393	0	0	0	(392)	(785)
SOMALIA	0	0	96	0	0	0	(37)	(133)
SUDAN	0	0	143	0	0	0	0	(143)
UGANDA	0	0	276	0	0	0	(288)	(564)
<b>EAST AND HORN OF AFRICA</b>	<b>0</b>	<b>0</b>	<b>1 644</b>	<b>0</b>	<b>0</b>	<b>0</b>	<b>(1 296)</b>	<b>(2 940)</b>
<b><u>CENTRAL AFRICA AND GREAT LAKES</u></b>								
CHAD	0	0	91	5	0	0	(35)	(120)
THE REPUBLIC OF THE CONGO	0	0	106	0	0	0	0	(106)
DEMOCRATIC REP OF THE CONGO	0	0	34	0	0	0	0	(34)
RWANDA	0	0	7	0	0	0	(115)	(123)
UNITED REPUBLIC OF TANZANIA	0	0	320	1	0	0	(244)	(563)
<b>CENTRAL AFRICA AND GREAT LAKES</b>	<b>0</b>	<b>0</b>	<b>558</b>	<b>6</b>	<b>0</b>	<b>0</b>	<b>(394)</b>	<b>(946)</b>
<b><u>SOUTHERN AFRICA</u></b>								
SOUTHERN AFRICA OVERALL	0	0	7	0	0	0	(2)	(9)
ANGOLA	0	0	185	2	0	0	(170)	(352)
MALAWI	0	0	0	0	0	0	(50)	(50)
MOZAMBIQUE	0	0	86	0	0	0	(63)	(149)
NAMIBIA	0	0	0	0	0	0	(28)	(28)
SOUTH AFRICA	0	0	165	0	0	0	(126)	(291)
ZAMBIA	0	0	175	0	0	0	(221)	(396)
ZIMBABWE	0	0	61	0	0	0	(50)	(111)
<b>SOUTHERN AFRICA</b>	<b>0</b>	<b>0</b>	<b>680</b>	<b>2</b>	<b>0</b>	<b>0</b>	<b>(708)</b>	<b>(1 386)</b>
<b>AFRICA</b>	<b>0</b>	<b>0</b>	<b>3 217</b>	<b>9</b>	<b>0</b>	<b>0</b>	<b>(2 825)</b>	<b>(6 033)</b>

**STATEMENT OF INCOME AND EXPENDITURE**  
**by Fund/Region/Country/Territory**  
**for the year ended 31 December 2005**  
**(in thousands of United States Dollars)**

Annex to Statement I

JUNIOR PROFESSIONAL OFFICERS	Current Year Contributions	Miscellaneous Income	Current Year Expenditure	Adjustments to Prior Year	Cancellations Prior Year Obligations	Transfers to/from	Balance - Beginning of Year	Balance - End of Year
<b><u>CASWANAME</u></b>								
<b><u>CASWANAME OVERALL</u></b>								
CASWANAME OVERALL	0	0	1	0	0	0	(4)	(5)
CASWANAME OVERALL	0	0	1	0	0	0	(4)	(5)
<b><u>NORTH AFRICA</u></b>								
<b><u>MAURITANIA</u></b>								
MAURITANIA	0	0	22	0	0	0	0	(22)
NORTH AFRICA	0	0	22	0	0	0	0	(22)
<b><u>MIDDLE EAST</u></b>								
<b><u>EGYPT</u></b>								
EGYPT	0	0	56	0	0	0	(77)	(133)
<b><u>JORDAN</u></b>								
JORDAN	0	0	69	0	0	0	(45)	(114)
<b><u>SYRIAN ARAB REPUBLIC</u></b>								
SYRIAN ARAB REPUBLIC	0	0	6	0	0	0	(76)	(82)
<b><u>YEMEN</u></b>								
YEMEN	0	0	34	0	0	0	(50)	(84)
MIDDLE EAST	0	0	165	0	0	0	(248)	(413)
<b><u>SOUTH-WEST ASIA</u></b>								
<b><u>AFGHANISTAN</u></b>								
AFGHANISTAN	0	0	198	2	0	0	(175)	(371)
<b><u>ISLAMIC REPUBLIC OF IRAN</u></b>								
ISLAMIC REPUBLIC OF IRAN	0	0	81	0	0	0	(90)	(171)
SOUTH-WEST ASIA	0	0	279	3	0	0	(265)	(542)
CASWANAME	0	0	466	3	0	0	(518)	(981)
<b><u>ASIA AND THE PACIFIC</u></b>								
<b><u>ASIA AND PACIFIC OVERALL</u></b>								
ASIA PACIFIC OVERALL	0	0	13	0	0	0	(13)	(26)
ASIA AND PACIFIC OVERALL	0	0	13	0	0	0	(13)	(26)
<b><u>SOUTH ASIA</u></b>								
<b><u>BANGLADESH</u></b>								
BANGLADESH	0	0	71	0	0	0	(77)	(148)
<b><u>INDIA</u></b>								
INDIA	0	0	82	0	0	0	(84)	(166)
<b><u>SRI LANKA</u></b>								
SRI LANKA	0	0	135	0	0	0	(166)	(301)
<b><u>NEPAL</u></b>								
NEPAL	0	0	213	0	0	0	(161)	(374)
SOUTH ASIA	0	0	502	0	0	0	(487)	(989)
<b><u>EAST ASIA AND THE PACIFIC</u></b>								
<b><u>CHINA</u></b>								
CHINA	0	0	144	0	0	0	(136)	(281)
<b><u>INDONESIA</u></b>								
INDONESIA	0	0	1	0	0	0	0	(1)
<b><u>CAMBODIA</u></b>								
CAMBODIA	0	0	65	0	0	0	(48)	(113)
<b><u>MALAYSIA</u></b>								
MALAYSIA	0	0	19	0	0	0	(64)	(83)
<b><u>MYANMAR</u></b>								
MYANMAR	0	0	115	0	0	0	(199)	(314)
<b><u>THAILAND</u></b>								
THAILAND	0	0	253	10	0	0	(260)	(503)
EAST ASIA AND THE PACIFIC	0	0	598	10	0	0	(707)	(1 295)
ASIA AND THE PACIFIC	0	0	1 113	10	0	0	(1 208)	(2 310)



**STATEMENT OF INCOME AND EXPENDITURE**  
by Fund/Region/Country/Territory  
for the year ended 31 December 2005  
(in thousands of United States Dollars)

Annex to Statement I

JUNIOR PROFESSIONAL OFFICERS	Current Year Contributions	Miscellaneous Income	Current Year Expenditure	Adjustments to Prior Year	Cancellations Prior Year Obligations	Transfers to/from	Balance - Beginning of Year	Balance - End of Year
<b><u>EUROPE</u></b>								
<b><u>EUROPE OVERALL</u></b>								
EUROPE OVERALL	0	0	38	0	0	0	(23)	(61)
EUROPE OVERALL	0	0	38	0	0	0	(23)	(61)
<b><u>EASTERN EUROPE</u></b>								
ARMENIA	0	0	0	0	0	0	(68)	(68)
AZERBAIJAN	0	0	135	0	0	0	(115)	(249)
GEORGIA	0	0	19	0	0	0	(68)	(87)
RUSSIAN FEDERATION	0	0	238	0	0	0	(271)	(509)
EASTERN EUROPE	0	0	392	0	0	0	(522)	(914)
<b><u>CENTRAL EUROPE</u></b>								
CYPRUS	0	0	17	0	0	0	0	(17)
CZECH REPUBLIC	0	0	17	1	0	0	(70)	(85)
SLOVENIA	0	0	74	0	0	0	(73)	(147)
TURKEY	0	0	118	1	0	0	(142)	(258)
CENTRAL EUROPE	0	0	226	2	0	0	(284)	(508)
<b><u>WESTERN EUROPE</u></b>								
BELGIUM	0	0	0	0	0	0	(43)	(43)
SWITZERLAND	0	0	54	0	0	0	(18)	(71)
WESTERN EUROPE	0	0	54	0	0	0	(61)	(114)
<b><u>SOUTH EASTERN EUROPE</u></b>								
SOUTH EASTERN EUROPE OVERALL	0	0	0	0	0	0	(6)	(6)
BOSNIA AND HERZEGOVINA	0	0	196	0	0	0	(400)	(596)
CROATIA	0	0	0	0	0	0	(41)	(41)
SERBIA AND MONTENEGRO	0	0	89	1	0	0	(129)	(217)
THE FYR MACEDONIA	0	0	76	0	0	0	(64)	(140)
SOUTH EASTERN EUROPE	0	0	360	1	0	0	(640)	(999)
<b>EUROPE</b>	<b>0</b>	<b>0</b>	<b>1 070</b>	<b>3</b>	<b>0</b>	<b>0</b>	<b>(1 530)</b>	<b>(2 596)</b>
<b><u>AMERICAS</u></b>								
<b><u>AMERICAS OVERALL</u></b>								
AMERICAS OVERALL	0	0	0	0	0	0	(9)	(9)
AMERICAS OVERALL	0	0	0	0	0	0	(9)	(9)
<b><u>NORTHERN SOUTH AMERICA</u></b>								
VENEZUELA REGIONAL OFFICE	0	0	68	0	0	0	(57)	(125)
COLOMBIA	0	0	66	0	0	0	(81)	(148)
NORTHERN SOUTH AMERICA	0	0	135	0	0	0	(138)	(273)
<b><u>NORTH AMERICA AND CARIBBEAN</u></b>								
UNITED STATES OF AMERICA	0	0	220	3	0	0	(165)	(383)
NORTH AMERICA AND CARIBBEAN	0	0	220	3	0	0	(165)	(383)
<b>AMERICAS</b>	<b>0</b>	<b>0</b>	<b>355</b>	<b>3</b>	<b>0</b>	<b>0</b>	<b>(313)</b>	<b>(665)</b>
<b>FIELD OPERATIONS</b>	<b>0</b>	<b>0</b>	<b>6 221</b>	<b>27</b>	<b>0</b>	<b>0</b>	<b>(6 392)</b>	<b>(12 586)</b>

**STATEMENT OF INCOME AND EXPENDITURE**  
**by Fund/Region/Country/Territory**  
**for the year ended 31 December 2005**  
**(in thousands of United States Dollars)**

Annex to Statement I

JUNIOR PROFESSIONAL OFFICERS	Current Year Contributions	Miscellaneous Income	Current Year Expenditure	Adjustments to Prior Year	Cancellations Prior Year Obligations	Transfers to/from	Balance - Beginning of Year	Balance - End of Year
<b><u>GLOBAL PROGRAMMES</u></b>								
<b><u>EXECUTIVE DIRECTION AND MGT</u></b>								
<b><u>EXECUTIVE DIRECTION AND MGT</u></b>								
EMERGENCY AND SECURITY SERVICE	0	0	60	0	0	0	0	(60)
EXECUTIVE DIRECTION AND MGT	0	0	60	0	0	0	0	(60)
<b>EXECUTIVE DIRECTION AND MGT</b>	<b>0</b>	<b>0</b>	<b>60</b>	<b>0</b>	<b>0</b>	<b>0</b>	<b>0</b>	<b>(60)</b>
<b><u>OTHER GLOBAL PROGRAMMES</u></b>								
<b><u>OTHER GLOBAL OPERATIONS</u></b>								
OTHER GLOBAL OPERATIONS	9 602	0	0	(39)	0	(1 000)	9 684	18 247
OTHER GLOBAL OPERATIONS	9 602	0	0	(39)	0	(1 000)	9 684	18 247
<b>OTHER GLOBAL PROGRAMMES</b>	<b>9 602</b>	<b>0</b>	<b>0</b>	<b>(39)</b>	<b>0</b>	<b>(1 000)</b>	<b>9 684</b>	<b>18 247</b>
GLOBAL OPERATIONS	0	0	0	0	0	0	5 919	5 919
<b>GLOBAL PROGRAMMES OVERALL</b>	<b>0</b>	<b>0</b>	<b>0</b>	<b>0</b>	<b>0</b>	<b>0</b>	<b>5 919</b>	<b>5 919</b>
<b>GLOBAL PROGRAMMES</b>	<b>9 602</b>	<b>0</b>	<b>60</b>	<b>(39)</b>	<b>0</b>	<b>(1 000)</b>	<b>15 602</b>	<b>24 105</b>
<b><u>HEADQUARTERS</u></b>								
<b><u>EXECUTIVE OFFICE</u></b>								
<b><u>EXECUTIVE OFFICE</u></b>								
EXECUTIVE OFFICE	0	0	211	0	0	0	(165)	(375)
EXECUTIVE OFFICE	0	0	211	0	0	0	(165)	(375)
<b>EXECUTIVE OFFICE</b>	<b>0</b>	<b>0</b>	<b>211</b>	<b>0</b>	<b>0</b>	<b>0</b>	<b>(165)</b>	<b>(375)</b>
<b><u>DEPT OF INT PROTECTION</u></b>								
<b><u>DIPS, DIRECTOR'S OFFICE</u></b>								
DIPS, DIRECTOR'S OFFICE	0	0	52	0	0	0	(25)	(76)
DIPS, PROTECTION CAPACITY SECT	0	0	96	0	0	0	(85)	(181)
DIPS, SOLUTIONS & OPS SUPPORT	0	0	118	0	0	0	(48)	(167)
DIPS, STATUS DETRM. & PROT INF	0	0	64	0	0	0	(139)	(203)
DEPT INT PROTECTION	0	0	330	0	0	0	(297)	(627)
<b>DEPT OF INT PROTECTION</b>	<b>0</b>	<b>0</b>	<b>330</b>	<b>0</b>	<b>0</b>	<b>0</b>	<b>(297)</b>	<b>(627)</b>
<b><u>DIV EXTERNAL RELATIONS</u></b>								
<b><u>DER, DIRECTOR'S OFFICE</u></b>								
DER, DIRECTOR'S OFFICE	0	0	85	0	0	0	(101)	(186)
DER, PRIVATE SECT & PUBLIC AFF	0	0	97	0	0	0	(31)	(127)
DER, DONOR REL & RES MOB SERV	0	0	592	1	0	0	(463)	(1 054)
DER, SECRETARIAT & INTER ORG	0	0	0	0	0	0	(31)	(31)
DIV EXTERNAL RELATIONS	0	0	774	1	0	0	(625)	(1 399)
<b>DIV EXTERNAL RELATIONS</b>	<b>0</b>	<b>0</b>	<b>774</b>	<b>1</b>	<b>0</b>	<b>0</b>	<b>(625)</b>	<b>(1 399)</b>
<b><u>DEPARTMENT OF OPERATIONS</u></b>								
<b><u>DEPARTMENT OF OPERATIONS</u></b>								
DIV OPERATIONAL SUPPORT	0	0	637	0	0	0	(473)	(1 110)
DEPARTMENT OF OPERATIONS	0	0	5	0	0	0	(58)	(63)
REGIONAL BUREAUX	0	0	261	0	0	0	(127)	(388)
DEPARTMENT OF OPERATIONS	0	0	903	0	0	0	(658)	(1 561)
<b>DEPARTMENT OF OPERATIONS</b>	<b>0</b>	<b>0</b>	<b>903</b>	<b>0</b>	<b>0</b>	<b>0</b>	<b>(658)</b>	<b>(1 561)</b>

**STATEMENT OF INCOME AND EXPENDITURE**  
by Fund/Region/Country/Territory  
for the year ended 31 December 2005  
(in thousands of United States Dollars)

Annex to Statement I

JUNIOR PROFESSIONAL OFFICERS	Current Year Contributions	Miscellaneous Income	Current Year Expenditure	Adjustments to Prior Year	Cancellations Prior Year Obligations	Transfers to/from	Balance - Beginning of Year	Balance - End of Year
<b><i>DIV HUMAN RESOURCES MGT</i></b>								
DHRM, RECRUITMENT&POSTINGS	0	0	87	0	0	0	(109)	(195)
PERFORMANCE MANAGEMENT	0	0	0	0	0	0	(14)	(14)
DIV HUMAN RESOURCES MGT	0	0	87	0	0	0	(123)	(209)
<b>DIV HUMAN RESOURCES MGT</b>	<b>0</b>	<b>0</b>	<b>87</b>	<b>0</b>	<b>0</b>	<b>0</b>	<b>(123)</b>	<b>(209)</b>
<b><i>DIV FINANCE AND SUPPLY MGT</i></b>								
<i>DIV FINANCE AND SUPPLY MGT</i>								
FINANCIAL RESOURCES SERVICE	0	0	97	0	0	0	(95)	(191)
SUPPLY MANAGEMENT SERVICE	0	0	32	0	0	0	0	(32)
DIV FINANCE AND SUPPLY MGT	0	0	129	0	0	0	(95)	(224)
<b>DIV FINANCE AND SUPPLY MGT</b>	<b>0</b>	<b>0</b>	<b>129</b>	<b>0</b>	<b>0</b>	<b>0</b>	<b>(95)</b>	<b>(224)</b>
<b><i>HEADQUARTERS OVERALL</i></b>								
<i>HEADQUARTERS OVERALL</i>								
HEADQUARTERS OVERALL	0	0	0	0	0	(1 008)	1 008	(0)
HEADQUARTERS OVERALL	0	0	0	0	0	(1 008)	1 008	(0)
<b>HEADQUARTERS OVERALL</b>	<b>0</b>	<b>0</b>	<b>0</b>	<b>0</b>	<b>0</b>	<b>(1 008)</b>	<b>1 008</b>	<b>(0)</b>
<b>HEADQUARTERS</b>	<b>0</b>	<b>0</b>	<b>2 434</b>	<b>1</b>	<b>0</b>	<b>(1 008)</b>	<b>(954)</b>	<b>(4 395)</b>
<b><i>OVERALL</i></b>								
<i>OVERALL</i>								
OVERALL	0	0	0	0	0	0	297	297
OVERALL	0	0	0	0	0	0	297	297
<b>OVERALL</b>	<b>0</b>	<b>0</b>	<b>0</b>	<b>0</b>	<b>0</b>	<b>0</b>	<b>297</b>	<b>297</b>
<b>OVERALL</b>	<b>0</b>	<b>0</b>	<b>0</b>	<b>0</b>	<b>0</b>	<b>0</b>	<b>297</b>	<b>297</b>
<b>Total JUNIOR PROFESSIONAL OFFICERS</b>	<b>9 602</b>	<b>0</b>	<b>8 715</b>	<b>(11)</b>	<b>0</b>	<b>(2 008)</b>	<b>8 554</b>	<b>7 422</b>

STATEMENT OF ASSETS, LIABILITIES, RESERVES AND FUND BALANCES

by Fund/EXCOM Region/Country/Territory

as at 31 December 2005

(in thousands of United States Dollars)

Annex to Statement II

ANNUAL PROGRAMME FUND	ASSETS			LIABILITIES			Total Liabilities, Reserves and Fund Balances
	Cash and Term Deposits	Accounts Receivable	Total Assets	Unliquidated Obligations	Accounts Payable	Reserves and Fund Balances	
<b><u>UNHCR TOTAL</u></b>							
<b><u>FIELD OPERATIONS</u></b>							
<b><u>AFRICA</u></b>							
<b><u>AFRICA OVERALL</u></b>	(2 604)	2 604	(0)	0	0	(0)	(0)
<b><u>AFRICA OVERALL</u></b>	(2 604)	2 604	(0)	0	0	(0)	(0)
<b><u>WEST AFRICA</u></b>							
WEST AFRICA OVERALL	1 601	249	1 850	1 055	0	795	1 850
BENIN	82	53	135	165	(30)	0	135
BURKINA FASO	1	0	1	0	1	0	1
CAMEROON	54	28	82	101	(19)	0	82
GAMBIA	(45)	44	(1)	0	(1)	(0)	(1)
GHANA	132	266	398	88	52	259	398
GUINEA	888	573	1 461	1 460	2	0	1 461
COTE D'IVOIRE	409	182	591	550	42	(0)	591
LIBERIA	(82)	2 397	2 315	2 188	127	0	2 315
MALI	(82)	91	9	0	9	0	9
NIGER	0	0	0	0	0	0	0
NIGERIA	24	53	77	69	8	(0)	77
SENEGAL	18	45	63	33	30	0	63
SIERRA LEONE	(607)	1 379	772	644	128	0	772
TOGO	(2)	0	(2)	0	(2)	0	(2)
CAPE VERDE	0	0	0	0	0	0	0
GUINEA-BISSAU	(7)	0	(7)	0	(7)	0	(7)
WEST AFRICA	2 387	5 359	7 745	6 353	339	1 053	7 745
<b><u>EAST AND HORN OF AFRICA</u></b>							
EAST & HORN OF AFRICA OVERALL	0	0	0	0	0	0	0
DJIBOUTI	(14)	165	151	126	25	(0)	151
ERITREA	(293)	599	306	329	(23)	0	306
ETHIOPIA	(340)	869	528	344	185	0	528
KENYA	1 058	285	1 343	1 146	197	0	1 343
SOMALIA	(21)	88	68	53	15	(0)	68
SUDAN	2 237	805	3 042	3 010	33	(0)	3 042
UGANDA	(589)	1 031	441	432	9	0	441
EAST AND HORN OF AFRICA	2 038	3 842	5 880	5 440	440	0	5 880

**STATEMENT OF ASSETS, LIABILITIES, RESERVES AND FUND BALANCES**  
by Fund/EXCOM Region/Country/Territory  
as at 31 December 2005  
(in thousands of United States Dollars)

Annex to Statement II

ANNUAL PROGRAMME FUND	ASSETS			LIABILITIES			
	Cash and Term Deposits	Accounts Receivable	Total Assets	Unliquidated Obligations	Accounts Payable	Reserves and Fund Balances	Total Liabilities, Reserves and Fund Balances
<i><u>CENTRAL AFRICA AND GREAT LAKES</u></i>							
CENTRAL AFRICA & GREAT LAKES	0	0	0	0	0	0	0
CENTRAL AFRICAN REPUBLIC	(86)	140	54	35	18	(0)	54
COUNTRIES IN CENTRAL AFRICA	585	2	587	587	0	(0)	587
GABON	(32)	125	93	68	25	0	93
BURUNDI	(2 590)	3 499	909	788	121	(0)	909
CHAD	1 186	1 410	2 596	2 621	(25)	(0)	2 596
THE REPUBLIC OF THE CONGO	(7)	50	43	31	12	(0)	43
DEMOCRATIC REP OF THE CONGO	531	634	1 166	784	382	(0)	1 166
RWANDA	(54)	124	70	51	18	(0)	70
UNITED REPUBLIC OF TANZANIA	(4 730)	5 982	1 252	934	196	123	1 252
<b>CENTRAL AFRICA AND GREAT LAKES</b>	<b>(5 196)</b>	<b>11 965</b>	<b>6 769</b>	<b>5 898</b>	<b>749</b>	<b>123</b>	<b>6 769</b>
<i><u>SOUTHERN AFRICA</u></i>							
SOUTHERN AFRICA OVERALL	148	1	149	149	0	0	149
ANGOLA	(631)	1 259	628	393	235	(0)	628
BOTSWANA	31	64	95	84	11	0	95
MALAWI	25	61	86	54	33	0	86
MOZAMBIQUE	195	47	242	166	76	0	242
NAMIBIA	242	68	310	55	255	(0)	310
SOUTH AFRICA	(11)	88	77	83	(6)	0	77
SWAZILAND	4	0	4	0	4	0	4
ZAMBIA	79	554	632	508	124	0	632
ZIMBABWE	49	12	61	44	17	(0)	61
<b>SOUTHERN AFRICA</b>	<b>130</b>	<b>2 154</b>	<b>2 284</b>	<b>1 536</b>	<b>748</b>	<b>0</b>	<b>2 284</b>
<b>AFRICA</b>	<b>(3 245)</b>	<b>25 923</b>	<b>22 679</b>	<b>19 227</b>	<b>2 276</b>	<b>1 176</b>	<b>22 679</b>
<i><u>CASWANAME</u></i>							
<i><u>CASWANAME OVERALL</u></i>							
CASWANAME OVERALL	0	0	0	0	0	0	0
CASWANAME OVERALL	0	0	0	0	0	0	0
<i><u>NORTH AFRICA</u></i>							
NORTH AFRICA OVERALL	608	175	783	15	0	767	783
ALGERIA	585	612	1 198	1 173	25	(0)	1 198
LIBYAN ARAB JAMAHIRIYA	(37)	73	36	36	(0)	0	36
MAURITANIA	(10)	12	2	2	0	(0)	2
MOROCCO	1	73	75	61	14	0	75
TUNISIA	(3)	12	9	8	1	0	9
WESTERN SAHARA	7	8	14	0	14	0	14
<b>NORTH AFRICA</b>	<b>1 151</b>	<b>966</b>	<b>2 117</b>	<b>1 296</b>	<b>55</b>	<b>767</b>	<b>2 117</b>

**STATEMENT OF ASSETS, LIABILITIES, RESERVES AND FUND BALANCES**

by Fund/EXCOM Region/Country/Territory

as at 31 December 2005

(in thousands of United States Dollars)

Annex to Statement II

ANNUAL PROGRAMME FUND	ASSETS			LIABILITIES			
	Cash and Term Deposits	Accounts Receivable	Total Assets	Unliquidated Obligations	Accounts Payable	Reserves and Fund Balances	Total Liabilities, Reserves and Fund Balances
<i><u>MIDDLE EAST</u></i>							
MIDDLE EAST OVERALL	4	0	4	0	0	4	4
EGYPT	(419)	459	40	41	(1)	(0)	40
IRAQ	12	120	132	57	75	0	132
JORDAN	(27)	141	114	106	8	(0)	114
KUWAIT	(22)	77	55	0	55	0	55
LEBANON	(2)	22	21	9	11	0	21
SAUDI ARABIA	66	26	92	91	1	0	92
SYRIAN ARAB REPUBLIC	(39)	38	(1)	0	(1)	0	(1)
YEMEN	413	66	478	218	66	194	478
ISRAEL	6	0	6	6	0	(0)	6
<b>MIDDLE EAST</b>	<b>(7)</b>	<b>949</b>	<b>942</b>	<b>528</b>	<b>215</b>	<b>199</b>	<b>942</b>
<i><u>SOUTH-WEST ASIA</u></i>							
SOUTH-WEST ASIA OVERALL	(28)	142	114	28	0	86	114
AFGHANISTAN	(1 077)	3 935	2 858	2 881	(23)	0	2 858
ISLAMIC REPUBLIC OF IRAN	1 125	(286)	838	756	82	(0)	838
PAKISTAN	(354)	3 028	2 674	2 574	100	(0)	2 674
<b>SOUTH-WEST ASIA</b>	<b>(335)</b>	<b>6 818</b>	<b>6 484</b>	<b>6 240</b>	<b>158</b>	<b>86</b>	<b>6 484</b>
<i><u>CENTRAL ASIA</u></i>							
CENTRAL ASIA OVERALL	(593)	593	0	0	0	0	0
KAZAKHSTAN	(548)	552	4	3	1	0	4
KYRGYSTAN	33	87	129	110	19	0	129
TAJIKISTAN	(31)	65	34	35	(1)	0	34
TURKMENISTAN	4	0	4	4	0	0	4
UZBEKISTAN	36	14	50	48	2	(0)	50
<b>CENTRAL ASIA</b>	<b>(1 089)</b>	<b>1 310</b>	<b>221</b>	<b>201</b>	<b>21</b>	<b>(0)</b>	<b>221</b>
<b>CASWANAME</b>	<b>(280)</b>	<b>10 044</b>	<b>9 764</b>	<b>8 264</b>	<b>449</b>	<b>1 052</b>	<b>9 764</b>
<i><u>ASIA AND THE PACIFIC</u></i>							
<i><u>ASIA AND PACIFIC OVERALL</u></i>							
ASIA PACIFIC OVERALL	11	0	11	0	0	11	11
ASIA AND PACIFIC OVERALL	11	0	11	0	0	11	11
<i><u>SOUTH ASIA</u></i>							
SOUTH ASIA OVERALL	126	0	126	0	0	126	126
BANGLADESH	(1 236)	1 427	191	183	8	0	191
INDIA	33	33	66	29	37	(0)	66
SRI LANKA	(771)	1 198	428	422	5	(0)	428
NEPAL	(3 525)	3 544	18	32	(14)	(0)	18
<b>SOUTH ASIA</b>	<b>(5 373)</b>	<b>6 202</b>	<b>829</b>	<b>667</b>	<b>37</b>	<b>126</b>	<b>829</b>

**STATEMENT OF ASSETS, LIABILITIES, RESERVES AND FUND BALANCES**  
by Fund/EXCOM Region/Country/Territory  
as at 31 December 2005  
(in thousands of United States Dollars)

Annex to Statement II

ANNUAL PROGRAMME FUND	ASSETS			LIABILITIES			
	Cash and Term Deposits	Accounts Receivable	Total Assets	Unliquidated Obligations	Accounts Payable	Reserves and Fund Balances	Total Liabilities, Reserves and Fund Balances
<i><u>EAST ASIA AND THE PACIFIC</u></i>							
EAST ASIA AND PACIFIC OVERALL	(1 140)	1 140	0	0	0	0	0
AUSTRALIA	(27)	73	47	28	19	(0)	47
CHINA	64	(19)	45	12	33	0	45
INDONESIA	(175)	493	319	248	71	0	319
JAPAN	(33)	60	27	24	3	0	27
CAMBODIA	(12)	16	4	2	3	0	4
REPUBLIC OF KOREA	2	41	43	4	39	0	43
LAO PEOPLE'S DEMOCRATIC REP.	6	0	6	0	6	0	6
MALAYSIA	47	44	91	60	31	0	91
MONGOLIA	37	0	37	27	10	0	37
MACAU SAR (CHINA)	0	0	0	0	0	0	0
MYANMAR	(30)	265	235	231	4	(0)	235
PHILIPPINES	(94)	94	(1)	0	(1)	(0)	(1)
PAPUA NEW GUINEA	0	(0)	0	0	0	0	0
THAILAND	(188)	471	283	272	11	0	283
TIMOR-LESTE	(15)	22	6	5	2	0	6
VIET NAM	49	24	73	73	0	0	73
SINGAPORE	7	0	7	0	7	(0)	7
OTHER COUNTRIES EAST ASIA	2	0	2	2	0	(0)	2
<b>EAST ASIA AND THE PACIFIC</b>	<b>(1 499)</b>	<b>2 723</b>	<b>1 225</b>	<b>987</b>	<b>237</b>	<b>(0)</b>	<b>1 225</b>
<b>ASIA AND THE PACIFIC</b>	<b>(6 861)</b>	<b>8 925</b>	<b>2 065</b>	<b>1 654</b>	<b>274</b>	<b>137</b>	<b>2 065</b>
<i><u>EUROPE</u></i>							
<i><u>EUROPE OVERALL</u></i>							
EUROPE OVERALL	0	0	0	0	0	0	0
EUROPE OVERALL	0	0	0	0	0	0	0
<i><u>EASTERN EUROPE</u></i>							
EASTERN EUROPE OVERALL	600	(593)	8	8	0	(0)	8
ARMENIA	6	0	6	4	2	(0)	6
AZERBAIJAN	21	59	80	44	36	0	80
BELARUS	(31)	118	87	1	3	83	87
GEORGIA	(431)	861	430	249	28	153	430
REPUBLIC OF MOLDOVA	(140)	158	18	19	(1)	(0)	18
RUSSIAN FEDERATION	(444)	822	378	312	66	(0)	378
UKRAINE	(4)	198	194	84	(18)	128	194
<b>EASTERN EUROPE</b>	<b>(423)</b>	<b>1 623</b>	<b>1 201</b>	<b>721</b>	<b>116</b>	<b>363</b>	<b>1 201</b>

**STATEMENT OF ASSETS, LIABILITIES, RESERVES AND FUND BALANCES**

by Fund/EXCOM Region/Country/Territory

as at 31 December 2005

(in thousands of United States Dollars)

Annex to Statement II

ANNUAL PROGRAMME FUND	ASSETS			LIABILITIES			Total Liabilities, Reserves and Fund Balances
	Cash and Term Deposits	Accounts Receivable	Total Assets	Unliquidated Obligations	Accounts Payable	Reserves and Fund Balances	
<i>CENTRAL EUROPE</i>							
OTHER COUNTRIES IN CENT EUROPE	41	0	41	41	0	(0)	41
CENT EUROPE AND BALTIC STATES	0	0	0	0	0	0	0
BULGARIA	(9)	23	14	0	14	0	14
CYPRUS	7	(2)	6	6	(0)	(0)	6
CZECH REPUBLIC	(15)	5	(10)	0	(10)	(0)	(10)
HUNGARY	4	29	34	26	7	0	34
LATVIA	0	0	0	0	0	0	0
POLAND	11	7	18	2	16	(0)	18
ROMANIA	98	54	152	82	70	0	152
SLOVAK REPUBLIC	1	1	2	0	2	(0)	2
SLOVENIA	(18)	17	(1)	1	(3)	0	(1)
TURKEY	(213)	558	344	106	44	195	344
<b>CENTRAL EUROPE</b>	<b>(92)</b>	<b>693</b>	<b>600</b>	<b>266</b>	<b>140</b>	<b>195</b>	<b>600</b>
<i>WESTERN EUROPE</i>							
WESTERN EUROPE OVERALL	0	0	0	0	0	0	0
PORTUGAL	(0)	0	(0)	0	0	(0)	(0)
MALTA	3	0	3	3	0	0	3
AUSTRIA	3	7	11	4	7	0	11
BELGIUM	21	(0)	21	10	11	(0)	21
FRANCE	(42)	36	(6)	10	(16)	0	(6)
UNITED KINGDOM	87	157	244	220	24	(0)	244
GERMANY	123	26	149	8	141	0	149
GREECE	10	140	150	145	5	(0)	150
IRELAND	(8)	19	11	8	3	0	11
ITALY	30	27	57	64	(7)	(0)	57
NETHERLANDS	(3)	3	0	0	0	0	0
SPAIN	175	23	198	61	137	(0)	198
SWEDEN	(20)	63	44	33	11	(0)	44
SWITZERLAND	80	7	86	7	80	(0)	86
<b>WESTERN EUROPE</b>	<b>459</b>	<b>508</b>	<b>967</b>	<b>572</b>	<b>395</b>	<b>(0)</b>	<b>967</b>
<i>SOUTH EASTERN EUROPE</i>							
SOUTH EASTERN EUROPE OVERALL	(37)	47	10	10	0	(0)	10
ALBANIA	80	356	435	1	2	432	435
BOSNIA AND HERZEGOVINA	(205)	274	69	57	12	0	69
CROATIA	(44)	109	65	51	14	0	65
SERBIA AND MONTENEGRO	(728)	1 106	378	313	65	0	378
THE FYR MACEDONIA	122	9	132	92	39	0	132
<b>SOUTH EASTERN EUROPE</b>	<b>(812)</b>	<b>1 901</b>	<b>1 089</b>	<b>524</b>	<b>133</b>	<b>432</b>	<b>1 089</b>
<b>EUROPE</b>	<b>(868)</b>	<b>4 726</b>	<b>3 858</b>	<b>2 083</b>	<b>784</b>	<b>990</b>	<b>3 858</b>



**STATEMENT OF ASSETS, LIABILITIES, RESERVES AND FUND BALANCES**  
by Fund/EXCOM Region/Country/Territory  
as at 31 December 2005  
(in thousands of United States Dollars)

Annex to Statement II

ANNUAL PROGRAMME FUND	ASSETS			LIABILITIES			
	Cash and Term Deposits	Accounts Receivable	Total Assets	Unliquidated Obligations	Accounts Payable	Reserves and Fund Balances	Total Liabilities, Reserves and Fund Balances
<b><u>AMERICAS</u></b>							
<i>AMERICAS OVERALL</i>							
AMERICAS OVERALL	0	0	0	0	0	0	0
AMERICAS OVERALL	0	0	0	0	0	0	0
<i>SOUTH AMERICA OVERALL</i>							
SOUTH AMERICA OVERALL	0	0	0	0	0	0	0
SOUTH AMERICA OVERALL	0	0	0	0	0	0	0
<i>NORTHERN SOUTH AMERICA</i>							
NORTHERN SOUTH AMERICA OVERALL	(52)	52	0	0	0	0	0
VENEZUELA REGIONAL OFFICE	(215)	218	3	25	(21)	(0)	3
ECUADOR	(425)	432	7	0	7	0	7
COLOMBIA	(539)	1 657	1 118	27	(0)	1 092	1 118
COSTA RICA	8	3	11	0	11	0	11
GUYANA	0	0	0	0	0	0	0
PANAMA	24	(11)	13	7	7	(0)	13
NORTHERN SOUTH AMERICA	(1 198)	2 351	1 153	58	3	1 092	1 153
<i>SOUTHERN SOUTH AMERICA</i>							
SOUTHERN SOUTH AMERICA OVERALL	3	0	3	3	0	(0)	3
ARGENTINA REGIONAL OFFICE	(53)	53	1	10	(10)	0	1
BRAZIL	46	(4)	42	0	42	(0)	42
CHILE	2	7	9	0	9	0	9
PERU	(0)	0	0	0	0	0	0
SOUTHERN SOUTH AMERICA	(2)	57	55	13	42	0	55
<i>NORTH AMERICA AND CARIBBEAN</i>							
NORTH AMERICA & THE CARIBBEAN	(0)	0	(0)	0	0	(0)	(0)
DOMINICAN REPUBLIC	0	0	0	0	0	0	0
CUBA	0	0	0	0	0	0	0
CANADA	(17)	22	5	10	(6)	(0)	5
UNITED STATES OF AMERICA	112	2 797	2 909	2 898	11	0	2 909
NORTH AMERICA AND CARIBBEAN	95	2 819	2 913	2 908	5	0	2 913
<i>CENTRAL AMERICA AND MEXICO</i>							
CENTRAL AMERICA OVERALL	0	0	0	0	0	0	0
MEXICO REGIONAL OFFICE	(63)	79	16	0	16	(0)	16
GUATEMALA	(1)	4	2	0	2	0	2
CENTRAL AMERICA AND MEXICO	(64)	83	18	0	18	0	18
<b>AMERICAS</b>	(1 169)	5 309	4 140	2 979	69	1 092	4 140
<b>FIELD OPERATIONS</b>	(12 423)	54 928	42 505	34 207	3 851	4 447	42 505

**STATEMENT OF ASSETS, LIABILITIES, RESERVES AND FUND BALANCES**

by Fund/EXCOM Region/Country/Territory

as at 31 December 2005

(in thousands of United States Dollars)

Annex to Statement II

ANNUAL PROGRAMME FUND	ASSETS			LIABILITIES			Total Liabilities, Reserves and Fund Balances
	Cash and Term Deposits	Accounts Receivable	Total Assets	Unliquidated Obligations	Accounts Payable	Reserves and Fund Balances	
<b><u>GLOBAL PROGRAMMES</u></b>							
<b><u>EXECUTIVE DIRECTION AND MGT</u></b>							
<b><u>EXECUTIVE DIRECTION AND MGT</u></b>							
EXECUTIVE OFFICE GLOBAL OPS	0	0	0	0	0	0	0
EMERGENCY AND SECURITY SERVICE	666	210	876	876	0	(0)	876
EXECUTIVE DIRECTION AND MGT	666	210	876	876	0	(0)	876
<b>EXECUTIVE DIRECTION AND MGT</b>	<b>666</b>	<b>210</b>	<b>876</b>	<b>876</b>	<b>0</b>	<b>(0)</b>	<b>876</b>
<b><u>DIV INT PROTECTION SERVICES</u></b>							
<b><u>DIV INT PROTECTION SERVICES</u></b>							
DIV INT PROTECTION SERVICES	(300)	2 010	1 710	578	0	1 132	1 710
DIV INT PROTECTION SERVICES	(300)	2 010	1 710	578	0	1 132	1 710
<b>DIV INT PROTECTION SERVICES</b>	<b>(300)</b>	<b>2 010</b>	<b>1 710</b>	<b>578</b>	<b>0</b>	<b>1 132</b>	<b>1 710</b>
<b><u>DIV EXTERNAL RELATIONS</u></b>							
<b><u>DIV EXTERNAL RELATIONS</u></b>							
DIV EXTERNAL RELATIONS	837	1	839	653	0	186	839
DIV EXTERNAL RELATIONS	837	1	839	653	0	186	839
<b>DIV EXTERNAL RELATIONS</b>	<b>837</b>	<b>1</b>	<b>839</b>	<b>653</b>	<b>0</b>	<b>186</b>	<b>839</b>
<b><u>DIV. OF INFO. SYSTEMS &amp; TELE.</u></b>							
<b><u>DIV. OF INFO. SYSTEMS &amp; TELE.</u></b>							
MSRP FIELD UPGRADE	722	0	722	722	0	0	722
MSRP TECHNICAL INFRASTRUCTURE	1 348	0	1 348	1 348	0	0	1 348
BSS, MSRP FINANCE SUPPLY CHAIN	607	43	650	650	0	0	650
BSS, MSRP HUMAN RESOURCES	777	0	777	777	0	(0)	777
MANAGEMENT SYSTEMS RENEWAL -GO	3 455	43	3 498	3 498	0	(0)	3 498
BSS, INTRANET SERVICES	73	5	78	78	0	0	78
ITS SOFTWARE DEVELOPMENT FIEL	61	3	64	64	0	(0)	64
ITS OPS & TECH. SERVICE FIELD	87	0	87	87	0	0	87
ITS FIELD SUPPORT TELECOMMS	38	0	38	38	0	0	38
ITS SATELLITE CHARGES FIELD	59	0	59	59	0	0	59
ITS USER SERVICES FIELD	99	21	120	120	0	0	120
ITS TRAINING USER SERVICES	0	1	1	1	0	0	1
ITS TRAINING TELECOMMS	0	0	0	0	0	0	0
ITS STOCKPILING COMMS EQUIP	764	0	764	764	0	0	764
ITS, STOCKPILING IT EQUIPMENT	65	0	65	65	0	0	65
INFO TECH AND TELECOMS SERV-GO	1 246	29	1 275	1 275	0	(0)	1 275
<b>DIV. OF INFO. SYSTEMS &amp; TELE.</b>	<b>4 701</b>	<b>72</b>	<b>4 773</b>	<b>4 773</b>	<b>0</b>	<b>(0)</b>	<b>4 773</b>
<b><u>DEPARTMENT OF OPERATIONS</u></b>							
<b><u>DEPARTMENT OF OPERATIONS</u></b>							
<b><u>DEPARTMENT OF OPERATIONS</u></b>							
DIV OPERATIONAL SERVICES	2 592	133	2 725	1 224	(126)	1 626	2 725
DIV OPERATIONAL SERVICES	2 592	133	2 725	1 224	(126)	1 626	2 725
PROV OF EXPERTISE EVALS (EPA)	17	2	18	18	0	(0)	18
<b>DEPARTMENT OF OPERATIONS</b>	<b>2 609</b>	<b>135</b>	<b>2 743</b>	<b>1 243</b>	<b>(126)</b>	<b>1 626</b>	<b>2 743</b>

**STATEMENT OF ASSETS, LIABILITIES, RESERVES AND FUND BALANCES**  
by Fund/EXCOM Region/Country/Territory  
as at 31 December 2005  
(in thousands of United States Dollars)

Annex to Statement II

ANNUAL PROGRAMME FUND	ASSETS			LIABILITIES			
	Cash and Term Deposits	Accounts Receivable	Total Assets	Unliquidated Obligations	Accounts Payable	Reserves and Fund Balances	Total Liabilities, Reserves and Fund Balances
<b><i>DIV HUMAN RESOURCES MGT</i></b>							
DHRM VOLUNTARY SEPARATION	119	0	119	119	0	0	119
DHRM SPECIAL STAFF COSTS	(9)	0	(9)	(9)	0	0	(9)
DHRM TRAINING PERS ADMIN HRS	0	0	0	0	0	0	0
DHRM TRAINING MANGMNT CAREER	55	4	59	59	0	0	59
DHRM BRIEFING AND ORIENTATION	1	0	1	1	0	0	1
DHRM TRAINING COMMS SKILLS	(0)	0	(0)	0	0	(0)	(0)
DHRM TRAINING LANGUAGES CSSS	0	0	0	0	0	0	0
DHRM TRAINING EXT STUDIES CSSS	11	0	11	11	0	(0)	11
DHRM TRAINING STRESS MNGMT CSS	3	2	5	5	0	0	5
DES, DVLP, & PROD TRG TOOLS E	9	0	9	9	0	0	9
MANAGEMENT AND ADMINISTRATION	0	0	0	0	0	0	0
DHRM TRG HEALTH 1ST AID HIV	386	0	386	386	0	0	386
ASSESSMENT CENTRE PROJECT	8	0	8	8	0	0	8
DHRM TRG E-LEARNING	5	0	5	5	0	0	5
DHRM TRG FACILITN OF LEARNING	2	0	2	2	0	0	2
DIV HUMAN RESOURCES MGT	590	6	596	596	0	(0)	596
<b><i>DIV HUMAN RESOURCES MGT</i></b>	<b>590</b>	<b>6</b>	<b>596</b>	<b>596</b>	<b>0</b>	<b>(0)</b>	<b>596</b>
<b><i>DIV FINANCE AND SUPPLY MGT</i></b>							
<i>DIV FINANCE AND SUPPLY MGT</i>							
FINANCIAL RESOURCES SERVICE	0	2	2	2	0	0	2
SUPPLY MANAGEMENT SERVICE	2 545	0	2 545	2 545	0	(0)	2 545
DIV FINANCE AND SUPPLY MGT	2 545	2	2 547	2 547	0	0	2 547
<b><i>DIV FINANCE AND SUPPLY MGT</i></b>	<b>2 545</b>	<b>2</b>	<b>2 547</b>	<b>2 547</b>	<b>0</b>	<b>0</b>	<b>2 547</b>
<b><i>OTHER GLOBAL PROGRAMMES</i></b>							
<i>OTHER GLOBAL OPERATIONS</i>							
OTHER GLOBAL OPERATIONS	0	0	0	0	0	0	0
OTHER GLOBAL OPERATIONS	0	0	0	0	0	0	0
<b><i>OTHER GLOBAL PROGRAMMES</i></b>	<b>0</b>	<b>0</b>	<b>0</b>	<b>0</b>	<b>0</b>	<b>0</b>	<b>0</b>
GLOBAL OPERATIONS	333	1	334	0	334	(0)	334
<b><i>GLOBAL PROGRAMMES OVERALL</i></b>	<b>333</b>	<b>1</b>	<b>334</b>	<b>0</b>	<b>334</b>	<b>(0)</b>	<b>334</b>
<b><i>GLOBAL PROGRAMMES</i></b>	<b>11 981</b>	<b>2 436</b>	<b>14 418</b>	<b>11 265</b>	<b>209</b>	<b>2 944</b>	<b>14 418</b>
<b><i>HEADQUARTERS</i></b>							
<b><i>EXECUTIVE OFFICE</i></b>							
<i>EXECUTIVE OFFICE</i>							
EXECUTIVE OFFICE	166	67	233	146	0	87	233
EXECUTIVE OFFICE	166	67	233	146	0	87	233
<b><i>EXECUTIVE OFFICE</i></b>	<b>166</b>	<b>67</b>	<b>233</b>	<b>146</b>	<b>0</b>	<b>87</b>	<b>233</b>
<b><i>DEPT OF INT PROTECTION</i></b>							
<i>DIPS, DIV OF INT. PROTECTION</i>							
DIPS, DIV OF INT. PROTECTION	(42)	42	0	0	0	0	0
DIPS, DIRECTOR'S OFFICE	18	8	26	26	0	0	26
DIPS, PROT OPS & LEGAL ADV	3	3	6	6	0	0	6
DIPS, PROTECTION CAPACITY SECT	(1)	10	8	8	0	(0)	8
DIPS, RESETTLEMENT SERVICES	6	7	13	13	0	0	13
DIPS, SOLUTIONS & OPS SUPPORT	(0)	8	8	8	0	(0)	8
DIPS, STATUS DETRM. & PROT INF	3	3	6	6	0	0	6
DEPT INT PROTECTION	(13)	81	68	68	0	0	68
<b><i>DEPT OF INT PROTECTION</i></b>	<b>(13)</b>	<b>81</b>	<b>68</b>	<b>68</b>	<b>0</b>	<b>0</b>	<b>68</b>

## STATEMENT OF ASSETS, LIABILITIES, RESERVES AND FUND BALANCES

by Fund/EXCOM Region/Country/Territory

as at 31 December 2005

(in thousands of United States Dollars)

Annex to Statement II

ANNUAL PROGRAMME FUND	ASSETS			LIABILITIES			Total Liabilities, Reserves and Fund Balances
	Cash and Term Deposits	Accounts Receivable	Total Assets	Unliquidated Obligations	Accounts Payable	Reserves and Fund Balances	
<b><u>DIV EXTERNAL RELATIONS</u></b>							
DER, DIRECTOR'S OFFICE	15	8	23	23	0	0	23
DER, PRIVATE SECT & PUBLIC AFF	14	12	26	26	0	0	26
DER, DONOR REL & RES MOB SERV	54	22	76	76	0	0	76
DIRECTOR, DIVISION OF EXTERNAL	0	0	0	0	0	0	0
DER, NGO LIAISON UNIT	24	3	27	27	0	(0)	27
DER, SECRETARIAT & INTER ORG	2	5	7	7	0	(0)	7
DER, MEDIA RELS & PI SERVICE	47	11	57	57	0	(0)	57
DER, ARCHIVES, RECS & COMMS	0	1	1	1	0	0	1
DER, EDMS - ELECT DOC MANAGT	14	0	15	15	0	(0)	15
DIV EXTERNAL RELATIONS	171	62	233	233	0	0	233
<b><u>DIV EXTERNAL RELATIONS</u></b>	171	62	233	233	0	0	233
ITS, TELECOMMUNICATIONS	0	1	1	1	0	0	1
ITTS, INFO, TECH, TELE SERVICE	12	0	12	12	0	0	12
BSS, APPL. DEVLPT OP SUPPORT	(1)	1	0	0	0	0	0
ITS, OPS & TECH SERVICES HQ	54	1	55	55	0	0	55
ITS, USER SERVICES HQ	198	1	198	198	0	(0)	198
ITTS, UNHCR PAYROLL SECTION	0	0	0	0	0	0	0
DIST, DIRECTOR'S OFFICE	78	5	82	82	0	(0)	82
<b><u>DIV. OF INFO. SYSTEMS &amp; TELE.</u></b>	340	9	349	349	0	0	349
<b><u>DEPARTMENT OF OPERATIONS</u></b>							
<b><u>DEPARTMENT OF OPERATIONS</u></b>							
DIV OPERATIONAL SUPPORT	204	208	412	372	40	0	412
DEPARTMENT OF OPERATIONS	24	25	48	48	0	0	48
REGIONAL BUREAUX	39	236	274	274	0	(0)	274
DEPARTMENT OF OPERATIONS	266	469	735	695	40	0	735
<b><u>DEPARTMENT OF OPERATIONS</u></b>	266	469	735	695	40	0	735
<b><u>DIV HUMAN RESOURCES MGT</u></b>							
PAYROLL SECTION	(440)	1	(439)	(439)	0	(0)	(439)
DHRM, OFFICE OF THE DIRECTOR	6	12	18	18	0	0	18
DHRM, PERSONNEL ADMIN SECTION	16	14	30	48	(18)	0	30
DHRM, RECRUITMENT&POSTINGS	(2)	13	11	11	0	0	11
CAREER & STAFF SUPPORT SERVI	0	0	0	0	0	0	0
DHRM, STAFF DEVELOPMENT	13	8	21	21	0	0	21
DHRM, STAFF WELFARE UNIT	1	7	8	8	0	(0)	8
PERFORMANCE MANAGEMENT	0	0	0	0	0	0	0
DHRM, MEDICAL SERVICE	25	4	29	29	0	(0)	29
DIV HUMAN RESOURCES MGT	(381)	59	(322)	(305)	(18)	0	(322)
<b><u>DIV HUMAN RESOURCES MGT</u></b>	(381)	59	(322)	(305)	(18)	0	(322)

**STATEMENT OF ASSETS, LIABILITIES, RESERVES AND FUND BALANCES**  
by Fund/EXCOM Region/Country/Territory  
as at 31 December 2005  
(in thousands of United States Dollars)

Annex to Statement II

ANNUAL PROGRAMME FUND	ASSETS			LIABILITIES			
	Cash and Term Deposits	Accounts Receivable	Total Assets	Unliquidated Obligations	Accounts Payable	Reserves and Fund Balances	Total Liabilities, Reserves and Fund Balances
<b><u>DIV FINANCE AND SUPPLY MGT</u></b>							
<i>DIV FINANCE AND SUPPLY MGT</i>							
OFFICE OF THE CONTROLLER	319	1	320	23	0	297	320
FINANCIAL RESOURCES SERVICE	11 565	14 392	25 957	(69)	26 026	0	25 957
SUPPLY MANAGEMENT SERVICE	507	9	516	516	0	(0)	516
JOINT UN ACTIVITIES	402	23	425	425	0	0	425
<b>DIV FINANCE AND SUPPLY MGT</b>	<b>12 793</b>	<b>14 425</b>	<b>27 218</b>	<b>895</b>	<b>26 026</b>	<b>297</b>	<b>27 218</b>
<b>DIV FINANCE AND SUPPLY MGT</b>	<b>12 793</b>	<b>14 425</b>	<b>27 218</b>	<b>895</b>	<b>26 026</b>	<b>297</b>	<b>27 218</b>
<b><u>OTHER HQ SECTIONS</u></b>							
<i>OTHER HQ UNITS</i>							
OTHER UNITS	(19)	11	(8)	(8)	0	0	(8)
OTHER HQ UNITS	(19)	11	(8)	(8)	0	0	(8)
<b>OTHER HQ SECTIONS</b>	<b>(19)</b>	<b>11</b>	<b>(8)</b>	<b>(8)</b>	<b>0</b>	<b>0</b>	<b>(8)</b>
<b><u>HEADQUARTERS OVERALL</u></b>							
<i>HEADQUARTERS OVERALL</i>							
HEADQUARTERS OVERALL	0	0	0	0	0	0	0
HEADQUARTERS OVERALL	0	0	0	0	0	0	0
<b>HEADQUARTERS OVERALL</b>	<b>0</b>	<b>0</b>	<b>0</b>	<b>0</b>	<b>0</b>	<b>0</b>	<b>0</b>
<b>HEADQUARTERS</b>	<b>13 323</b>	<b>15 183</b>	<b>28 505</b>	<b>2 074</b>	<b>26 048</b>	<b>384</b>	<b>28 505</b>
<b><u>OPERATIONAL RESERVE</u></b>							
<i>OPERATIONAL RESERVE</i>							
OPERATIONAL RESERVE	0	0	0	0	0	0	0
OPERATIONAL RESERVE	0	0	0	0	0	0	0
<b>OPERATIONAL RESERVE</b>	<b>0</b>	<b>0</b>	<b>0</b>	<b>0</b>	<b>0</b>	<b>0</b>	<b>0</b>
<b>OPERATIONAL RESERVE</b>	<b>0</b>	<b>0</b>	<b>0</b>	<b>0</b>	<b>0</b>	<b>0</b>	<b>0</b>
<b><u>OVERALL</u></b>							
<i>OVERALL</i>							
OVERALL	(6 286)	6 286	(0)	0	0	(0)	(0)
OVERALL	(6 286)	6 286	(0)	0	0	(0)	(0)
<b>OVERALL</b>	<b>(6 286)</b>	<b>6 286</b>	<b>(0)</b>	<b>0</b>	<b>0</b>	<b>(0)</b>	<b>(0)</b>
<b>OVERALL</b>	<b>(6 286)</b>	<b>6 286</b>	<b>(0)</b>	<b>0</b>	<b>0</b>	<b>(0)</b>	<b>(0)</b>
<b>TOTAL ANNUAL PROGRAMME FUND</b>	<b>6 595</b>	<b>78 833</b>	<b>85 428</b>	<b>47 546</b>	<b>30 107</b>	<b>7 775</b>	<b>85 428</b>

STATEMENT OF ASSETS, LIABILITIES, RESERVES AND FUND BALANCES  
 by Fund/EXCOM Region/Country/Territory  
 as at 31 December 2005  
 (in thousands of United States Dollars)

Annex to Statement II

UN REGULAR FUND	ASSETS			LIABILITIES			
	Cash and Term Deposits	Accounts Receivable	Total Assets	Unliquidated Obligations	Accounts Payable	Reserves and Fund Balances	Total Liabilities Reserves and Fund Balances
<b><i>UNHCR TOTAL</i></b>							
HEADQUARTERS	3 112	0	3 112	3 152	0	(40)	3 112
OVERALL	0	776	776	0	0	776	776
<b>TOTAL UN REGULAR FUND</b>	<b>3 112</b>	<b>776</b>	<b>3 888</b>	<b>3 152</b>	<b>0</b>	<b>736</b>	<b>3 888</b>

**STATEMENT OF ASSETS, LIABILITIES, RESERVES AND FUND BALANCES**  
**by Fund/EXCOM Region/Country/Territory**  
**as at 31 December 2005**  
**(in thousands of United States Dollars)**

Annex to Statement II

SUPPLEMENTARY PROGRAMME FUND	ASSETS			LIABILITIES			Total Liabilities Reserves and Fund Balances
	Cash and Term Deposits	Accounts Receivable	Total Assets	Unliquidated Obligations	Accounts Payable	Reserves and Fund Balances	
<b><u>UNHCR TOTAL</u></b>							
<b><u>FIELD OPERATIONS</u></b>							
<b><u>AFRICA</u></b>							
<b><u>AFRICA OVERALL</u></b>							
AFRICA OVERALL	1 332	0	1 332	0	0	1 332	1 332
AFRICA OVERALL	1 332	0	1 332	0	0	1 332	1 332
<b><u>WEST AFRICA</u></b>							
WEST AFRICA OVERALL	(156)	156	0	0	0	0	0
BENIN	0	0	0	0	0	0	0
GAMBIA	0	0	0	0	0	0	0
GHANA	0	0	0	0	0	0	0
GUINEA	0	0	0	0	0	0	0
COTE D'IVOIRE	0	0	0	0	0	0	0
LIBERIA	(237)	237	(0)	0	0	(0)	(0)
NIGERIA	0	0	0	0	0	0	0
SENEGAL	0	0	0	0	0	0	0
SIERRA LEONE	(555)	555	0	0	0	0	0
WEST AFRICA	(947)	947	0	0	0	0	0
<b><u>EAST AND HORN OF AFRICA</u></b>							
EAST & HORN OF AFRICA OVERALL	0	0	0	0	0	0	0
ERITREA	0	0	0	0	0	0	0
ETHIOPIA	722	0	722	722	0	0	722
KENYA	573	0	573	573	0	0	573
SOMALIA	(118)	118	0	0	0	0	0
SUDAN	1 186	7 187	8 374	5 657	0	2 716	8 374
UGANDA	301	0	301	301	0	0	301
EAST AND HORN OF AFRICA	2 664	7 305	9 970	7 253	0	2 716	9 970
<b><u>CENTRAL AFRICA AND GREAT LAKES</u></b>							
CENTRAL AFRICA & GREAT LAKES	(6 677)	6 682	5	0	0	5	5
CENTRAL AFRICAN REPUBLIC	130	0	130	130	0	0	130
COUNTRIES IN CENTRAL AFRICA	0	0	0	0	0	0	0
BURUNDI	361	1 418	1 779	1 779	0	(0)	1 779
CHAD	3 444	2 611	6 055	3 568	0	2 486	6 055
THE REPUBLIC OF THE CONGO	223	0	223	223	0	0	223
DEMOCRATIC REP OF THE CONGO	(577)	979	403	403	0	(0)	403
RWANDA	59	0	59	59	0	0	59
UNITED REPUBLIC OF TANZANIA	103	355	458	458	0	0	458
CENTRAL AFRICA AND GREAT LAKES	(2 933)	12 045	9 112	6 621	0	2 491	9 112

**STATEMENT OF ASSETS, LIABILITIES, RESERVES AND FUND BALANCES**  
**by Fund/EXCOM Region/Country/Territory**  
**as at 31 December 2005**  
**(in thousands of United States Dollars)**

Annex to Statement II

SUPPLEMENTARY PROGRAMME FUND	ASSETS			LIABILITIES			Total Liabilities Reserves and Fund Balances
	Cash and Term Deposits	Accounts Receivable	Total Assets	Unliquidated Obligations	Accounts Payable	Reserves and Fund Balances	
<u>SOUTHERN AFRICA</u>							
SOUTHERN AFRICA OVERALL	0	0	0	0	0	0	0
ANGOLA	(118)	118	(0)	0	0	(0)	(0)
NAMIBIA	0	0	0	0	0	0	0
SOUTH AFRICA	0	0	0	0	0	0	0
ZAMBIA	124	0	124	0	124	(0)	124
SOUTHERN AFRICA	5	118	124	0	124	(0)	124
<b>AFRICA</b>	<b>121</b>	<b>20 416</b>	<b>20 537</b>	<b>13 874</b>	<b>124</b>	<b>6 539</b>	<b>20 537</b>
<u>CASWANAME</u>							
<u>CASWANAME OVERALL</u>							
CASWANAME OVERALL	0	0	0	0	0	0	0
CASWANAME OVERALL	0	0	0	0	0	0	0
<u>NORTH AFRICA</u>							
NORTH AFRICA OVERALL	1 085	0	1 085	0	0	1 085	1 085
WESTERN SAHARA	0	0	0	0	0	0	0
NORTH AFRICA	1 085	0	1 085	0	0	1 085	1 085
<u>MIDDLE EAST</u>							
MIDDLE EAST OVERALL	8 985	6	8 991	132	0	8 860	8 991
EGYPT	(0)	0	(0)	0	0	(0)	(0)
IRAQ	(3 373)	4 961	1 588	1 588	0	(0)	1 588
JORDAN	6	0	6	6	0	(0)	6
KUWAIT	0	0	0	0	0	0	0
LEBANON	(0)	0	(0)	0	0	(0)	(0)
SAUDI ARABIA	0	0	0	0	0	0	0
SYRIAN ARAB REPUBLIC	70	0	70	70	0	(0)	70
MIDDLE EAST	5 688	4 966	10 654	1 795	0	8 860	10 654
<u>SOUTH-WEST ASIA</u>							
SOUTH-WEST ASIA OVERALL	(172)	172	0	0	0	0	0
AFGHANISTAN	0	0	0	0	0	0	0
ISLAMIC REPUBLIC OF IRAN	53	0	53	53	0	(0)	53
PAKISTAN	18 391	4 544	22 935	5 556	0	17 379	22 935
SOUTH-WEST ASIA	18 272	4 716	22 988	5 610	0	17 379	22 988
<u>CENTRAL ASIA</u>							
TAJIKISTAN	0	0	0	0	0	0	0
TURKMENISTAN	0	0	0	0	0	0	0
UZBEKISTAN	0	0	0	0	0	0	0
CENTRAL ASIA	0	0	0	0	0	0	0
<b>CASWANAME</b>	<b>25 045</b>	<b>9 682</b>	<b>34 728</b>	<b>7 405</b>	<b>0</b>	<b>27 323</b>	<b>34 728</b>





**STATEMENT OF ASSETS, LIABILITIES, RESERVES AND FUND BALANCES**  
**by Fund/EXCOM Region/Country/Territory**  
**as at 31 December 2005**  
**(in thousands of United States Dollars)**

Annex to Statement II

SUPPLEMENTARY PROGRAMME FUND	ASSETS			LIABILITIES			Total Liabilities Reserves and Fund Balances
	Cash and Term Deposits	Accounts Receivable	Total Assets	Unliquidated Obligations	Accounts Payable	Reserves and Fund Balances	
<b><u>DIV INT PROTECTION SERVICES</u></b>							
<i>DIV INT PROTECTION SERVICES</i>							
DIV INT PROTECTION SERVICES	0	0	0	0	0	0	0
DIV INT PROTECTION SERVICES	0	0	0	0	0	0	0
<b>DIV INT PROTECTION SERVICES</b>	<b>0</b>	<b>0</b>	<b>0</b>	<b>0</b>	<b>0</b>	<b>0</b>	<b>0</b>
<b><u>DEPARTMENT OF OPERATIONS</u></b>							
<i>DIV OPERATIONAL SERVICES</i>							
DIV OPERATIONAL SUPPORT	(818)	5	(813)	0	(813)	0	(813)
DIV OPERATIONAL SERVICES	(818)	5	(813)	0	(813)	0	(813)
<b>DEPARTMENT OF OPERATIONS</b>	<b>(818)</b>	<b>5</b>	<b>(813)</b>	<b>0</b>	<b>(813)</b>	<b>0</b>	<b>(813)</b>
<b><u>DIV FINANCE AND SUPPLY MGT</u></b>							
<i>DIV FINANCE AND SUPPLY MGT</i>							
SUPPLY MANAGEMENT SERVICE	0	0	0	0	0	0	0
DIV FINANCE AND SUPPLY MGT	0	0	0	0	0	0	0
<b>DIV FINANCE AND SUPPLY MGT</b>	<b>0</b>	<b>0</b>	<b>0</b>	<b>0</b>	<b>0</b>	<b>0</b>	<b>0</b>
GLOBAL OPERATIONS	734	0	734	0	734	0	734
<b>GLOBAL PROGRAMMES OVERALL</b>	<b>734</b>	<b>0</b>	<b>734</b>	<b>0</b>	<b>734</b>	<b>0</b>	<b>734</b>
<b>GLOBAL PROGRAMMES</b>	<b>(84)</b>	<b>5</b>	<b>(79)</b>	<b>0</b>	<b>(79)</b>	<b>0</b>	<b>(79)</b>
<b><u>HEADQUARTERS</u></b>							
<b><u>EXECUTIVE OFFICE</u></b>							
<i>EXECUTIVE OFFICE</i>							
EXECUTIVE OFFICE	0	0	0	0	0	0	0
EXECUTIVE OFFICE	0	0	0	0	0	0	0
<b>EXECUTIVE OFFICE</b>	<b>0</b>	<b>0</b>	<b>0</b>	<b>0</b>	<b>0</b>	<b>0</b>	<b>0</b>
<b><u>DEPT OF INT PROTECTION</u></b>							
<i>DEPT INT PROTECTION</i>							
DEPT INT PROTECTION	0	0	0	0	0	0	0
<b>DEPT OF INT PROTECTION</b>	<b>0</b>	<b>0</b>	<b>0</b>	<b>0</b>	<b>0</b>	<b>0</b>	<b>0</b>
<b><u>DEPARTMENT OF OPERATIONS</u></b>							
<i>DEPARTMENT OF OPERATIONS</i>							
DEPARTMENT OF OPERATIONS	(0)	0	(0)	0	0	(0)	(0)
REGIONAL BUREAUX	0	0	0	0	0	0	0
DEPARTMENT OF OPERATIONS	0	0	0	0	0	0	0
<b>DEPARTMENT OF OPERATIONS</b>	<b>0</b>	<b>0</b>	<b>0</b>	<b>0</b>	<b>0</b>	<b>0</b>	<b>0</b>
<b><u>DIV HUMAN RESOURCES MGT</u></b>							
<i>PAYROLL SECTION</i>							
PAYROLL SECTION	0	0	0	0	0	0	0
DIV HUMAN RESOURCES MGT	0	0	0	0	0	0	0
<b>DIV HUMAN RESOURCES MGT</b>	<b>0</b>	<b>0</b>	<b>0</b>	<b>0</b>	<b>0</b>	<b>0</b>	<b>0</b>

**STATEMENT OF ASSETS, LIABILITIES, RESERVES AND FUND BALANCES**  
by Fund/EXCOM Region/Country/Territory  
as at 31 December 2005  
(in thousands of United States Dollars)

Annex to Statement II

SUPPLEMENTARY PROGRAMME FUND	ASSETS			LIABILITIES			Total Liabilities Reserves and Fund Balances
	Cash and Term Deposits	Accounts Receivable	Total Assets	Unliquidated Obligations	Accounts Payable	Reserves and Fund Balances	
<b><u>DIV FINANCE AND SUPPLY MGT</u></b>							
<i>DIV FINANCE AND SUPPLY MGT</i>							
FINANCIAL RESOURCES SERVICE	0	0	0	0	0	0	0
JOINT UN ACTIVITIES	0	0	0	0	0	0	0
DIV FINANCE AND SUPPLY MGT	0	0	0	0	0	0	0
<b>DIV FINANCE AND SUPPLY MGT</b>	<b>0</b>	<b>0</b>	<b>0</b>	<b>0</b>	<b>0</b>	<b>0</b>	<b>0</b>
<b><u>HEADQUARTERS OVERALL</u></b>							
<i>HEADQUARTERS OVERALL</i>							
HEADQUARTERS OVERALL	0	0	0	0	0	0	0
HEADQUARTERS OVERALL	0	0	0	0	0	0	0
<b>HEADQUARTERS OVERALL</b>	<b>0</b>	<b>0</b>	<b>0</b>	<b>0</b>	<b>0</b>	<b>0</b>	<b>0</b>
<b>HEADQUARTERS</b>	<b>0</b>	<b>0</b>	<b>0</b>	<b>0</b>	<b>0</b>	<b>0</b>	<b>0</b>
<b><u>OVERALL</u></b>							
<i>OVERALL</i>							
OVERALL	(331)	331	0	0	0	0	0
OVERALL	(331)	331	0	0	0	0	0
<b>OVERALL</b>	<b>(331)</b>	<b>331</b>	<b>0</b>	<b>0</b>	<b>0</b>	<b>0</b>	<b>0</b>
<b>OVERALL</b>	<b>(331)</b>	<b>331</b>	<b>0</b>	<b>0</b>	<b>0</b>	<b>0</b>	<b>0</b>
<b>TOTAL SUPPLEMENTARY PROGRAMME FUND</b>	<b>57 657</b>	<b>31 881</b>	<b>89 538</b>	<b>30 762</b>	<b>45</b>	<b>58 731</b>	<b>89 538</b>

**STATEMENT OF ASSETS, LIABILITIES, RESERVES AND FUND BALANCES**  
**by Fund/EXCOM Region/Country/Territory**  
**as at 31 December 2005**  
**(in thousands of United States Dollars)**

Annex to Statement II

JUNIOR PROFESSIONAL OFFICERS	ASSETS			LIABILITIES			
	Cash and Term Deposits	Accounts Receivable	Total Assets	Unliquidated Obligations	Accounts Payable	Reserves and Fund Balances	Total Liabilities, Reserves and Fund Balances
<b><u>UNHCR TOTAL</u></b>							
<b><u>FIELD OPERATIONS</u></b>							
<b><u>AFRICA</u></b>							
<b><u>WEST AFRICA</u></b>							
WEST AFRICA OVERALL	(30)	0	(30)	0	0	(30)	(30)
GHANA	(171)	0	(171)	0	0	(171)	(171)
GUINEA	(246)	0	(246)	0	0	(246)	(246)
COTE D'IVOIRE	(44)	0	(44)	0	0	(44)	(44)
NIGERIA	0	0	0	0	0	0	0
SENEGAL	(148)	0	(148)	0	0	(148)	(148)
SIERRA LEONE	(123)	0	(123)	0	0	(123)	(123)
<b>WEST AFRICA</b>	<b>(762)</b>	<b>0</b>	<b>(762)</b>	<b>0</b>	<b>0</b>	<b>(762)</b>	<b>(762)</b>
<b><u>EAST AND HORN OF AFRICA</u></b>							
EAST & HORN OF AFRICA OVERALL	(50)	0	(50)	0	0	(50)	(50)
DJIBOUTI	(81)	0	(81)	0	0	(81)	(81)
ERITREA	(96)	0	(96)	0	0	(96)	(96)
ETHIOPIA	(1 088)	0	(1 088)	0	0	(1 088)	(1 088)
KENYA	(785)	0	(785)	0	0	(785)	(785)
SOMALIA	(133)	0	(133)	0	0	(133)	(133)
SUDAN	(143)	0	(143)	0	0	(143)	(143)
UGANDA	(564)	0	(564)	0	0	(564)	(564)
<b>EAST AND HORN OF AFRICA</b>	<b>(2 940)</b>	<b>0</b>	<b>(2 940)</b>	<b>0</b>	<b>0</b>	<b>(2 940)</b>	<b>(2 940)</b>
<b><u>CENTRAL AFRICA AND GREAT LAKES</u></b>							
CHAD	(120)	0	(120)	0	0	(120)	(120)
THE REPUBLIC OF THE CONGO	(106)	0	(106)	0	0	(106)	(106)
DEMOCRATIC REP OF THE CONGO	(34)	0	(34)	0	0	(34)	(34)
RWANDA	(123)	0	(123)	0	0	(123)	(123)
UNITED REPUBLIC OF TANZANIA	(563)	0	(563)	0	0	(563)	(563)
<b>CENTRAL AFRICA AND GREAT LAKES</b>	<b>(946)</b>	<b>0</b>	<b>(946)</b>	<b>0</b>	<b>0</b>	<b>(946)</b>	<b>(946)</b>
<b><u>SOUTHERN AFRICA</u></b>							
SOUTHERN AFRICA OVERALL	(9)	0	(9)	0	0	(9)	(9)
ANGOLA	(352)	0	(352)	0	0	(352)	(352)
MALAWI	(50)	0	(50)	0	0	(50)	(50)
MOZAMBIQUE	(149)	0	(149)	0	0	(149)	(149)
NAMIBIA	(28)	0	(28)	0	0	(28)	(28)
SOUTH AFRICA	(291)	0	(291)	0	0	(291)	(291)
ZAMBIA	(396)	0	(396)	0	0	(396)	(396)
ZIMBABWE	(111)	0	(111)	0	0	(111)	(111)
<b>SOUTHERN AFRICA</b>	<b>(1 386)</b>	<b>0</b>	<b>(1 386)</b>	<b>0</b>	<b>0</b>	<b>(1 386)</b>	<b>(1 386)</b>
<b>AFRICA</b>	<b>(6 033)</b>	<b>0</b>	<b>(6 033)</b>	<b>0</b>	<b>0</b>	<b>(6 033)</b>	<b>(6 033)</b>

**STATEMENT OF ASSETS, LIABILITIES, RESERVES AND FUND BALANCES**  
by Fund/EXCOM Region/Country/Territory  
as at 31 December 2005  
(in thousands of United States Dollars)

Annex to Statement II

JUNIOR PROFESSIONAL OFFICERS	ASSETS			LIABILITIES			Total Liabilities, Reserves and Fund Balances
	Cash and Term Deposits	Accounts Receivable	Total Assets	Unliquidated Obligations	Accounts Payable	Reserves and Fund Balances	
<b><u>CASWANAME</u></b>							
<b><u>CASWANAME OVERALL</u></b>							
CASWANAME OVERALL	(5)	0	(5)	0	0	(5)	(5)
CASWANAME OVERALL	(5)	0	(5)	0	0	(5)	(5)
<b><u>NORTH AFRICA</u></b>							
LIBYAN ARAB JAMAHIRIYA	0	0	0	0	0	0	0
MAURITANIA	(22)	0	(22)	0	0	(22)	(22)
NORTH AFRICA	(22)	0	(22)	0	0	(22)	(22)
<b><u>MIDDLE EAST</u></b>							
EGYPT	(133)	0	(133)	0	0	(133)	(133)
JORDAN	(114)	0	(114)	0	0	(114)	(114)
SYRIAN ARAB REPUBLIC	(82)	0	(82)	0	0	(82)	(82)
YEMEN	(84)	0	(84)	0	0	(84)	(84)
MIDDLE EAST	(413)	0	(413)	0	0	(413)	(413)
<b><u>SOUTH-WEST ASIA</u></b>							
AFGHANISTAN	(371)	0	(371)	0	0	(371)	(371)
ISLAMIC REPUBLIC OF IRAN	(171)	0	(171)	0	0	(171)	(171)
PAKISTAN	0	0	0	0	0	0	0
SOUTH-WEST ASIA	(542)	0	(542)	0	0	(542)	(542)
<b><u>CENTRAL ASIA</u></b>							
TURKMENISTAN	0	0	0	0	0	0	0
CENTRAL ASIA	0	0	0	0	0	0	0
CASWANAME	(981)	0	(981)	0	0	(981)	(981)
<b><u>ASIA AND THE PACIFIC</u></b>							
<b><u>ASIA AND PACIFIC OVERALL</u></b>							
ASIA PACIFIC OVERALL	(26)	0	(26)	0	0	(26)	(26)
ASIA AND PACIFIC OVERALL	(26)	0	(26)	0	0	(26)	(26)
<b><u>SOUTH ASIA</u></b>							
BANGLADESH	(148)	0	(148)	0	0	(148)	(148)
INDIA	(166)	0	(166)	0	0	(166)	(166)
SRI LANKA	(301)	0	(301)	0	0	(301)	(301)
NEPAL	(374)	0	(374)	0	0	(374)	(374)
SOUTH ASIA	(989)	0	(989)	0	0	(989)	(989)
<b><u>EAST ASIA AND THE PACIFIC</u></b>							
CHINA	(281)	0	(281)	0	0	(281)	(281)
INDONESIA	(1)	0	(1)	0	0	(1)	(1)
CAMBODIA	(113)	0	(113)	0	0	(113)	(113)
LAO PEOPLE'S DEMOCRATIC REP.	0	0	0	0	0	0	0
MALAYSIA	(83)	0	(83)	0	0	(83)	(83)
MYANMAR	(314)	0	(314)	0	0	(314)	(314)
THAILAND	(503)	0	(503)	0	0	(503)	(503)
EAST ASIA AND THE PACIFIC	(1 295)	0	(1 295)	0	0	(1 295)	(1 295)
<b>ASIA AND THE PACIFIC</b>	(2 310)	0	(2 310)	0	0	(2 310)	(2 310)

STATEMENT OF ASSETS, LIABILITIES, RESERVES AND FUND BALANCES  
by Fund/EXCOM Region/Country/Territory  
as at 31 December 2005  
(in thousands of United States Dollars)

Annex to Statement II

JUNIOR PROFESSIONAL OFFICERS	ASSETS			LIABILITIES			Total Liabilities, Reserves and Fund Balances
	Cash and Term Deposits	Accounts Receivable	Total Assets	Unliquidated Obligations	Accounts Payable	Reserves and Fund Balances	
<b><i>EUROPE</i></b>							
<b><i>EUROPE OVERALL</i></b>							
EUROPE OVERALL	(61)	0	(61)	0	0	(61)	(61)
EUROPE OVERALL	(61)	0	(61)	0	0	(61)	(61)
<b><i>EASTERN EUROPE</i></b>							
ARMENIA	(68)	0	(68)	0	0	(68)	(68)
AZERBAIJAN	(249)	0	(249)	0	0	(249)	(249)
GEORGIA	(87)	0	(87)	0	0	(87)	(87)
REPUBLIC OF MOLDOVA	0	0	0	0	0	0	0
RUSSIAN FEDERATION	(509)	0	(509)	0	0	(509)	(509)
EASTERN EUROPE	(914)	0	(914)	0	0	(914)	(914)
<b><i>CENTRAL EUROPE</i></b>							
CYPRUS	(17)	0	(17)	0	0	(17)	(17)
CZECH REPUBLIC	(85)	0	(85)	0	0	(85)	(85)
SLOVENIA	(147)	0	(147)	0	0	(147)	(147)
TURKEY	(258)	0	(258)	0	0	(258)	(258)
CENTRAL EUROPE	(508)	0	(508)	0	0	(508)	(508)
<b><i>WESTERN EUROPE</i></b>							
BELGIUM	(43)	0	(43)	0	0	(43)	(43)
SWITZERLAND	(71)	0	(71)	0	0	(71)	(71)
WESTERN EUROPE	(114)	0	(114)	0	0	(114)	(114)
<b><i>SOUTH EASTERN EUROPE</i></b>							
SOUTH EASTERN EUROPE OVERALL	(6)	0	(6)	0	0	(6)	(6)
BOSNIA AND HERZEGOVINA	(596)	0	(596)	0	0	(596)	(596)
CROATIA	(41)	0	(41)	0	0	(41)	(41)
SERBIA AND MONTENEGRO	(217)	0	(217)	0	0	(217)	(217)
THE FYR MACEDONIA	(140)	0	(140)	0	0	(140)	(140)
SOUTH EASTERN EUROPE	(999)	0	(999)	0	0	(999)	(999)
<b>EUROPE</b>	<b>(2 596)</b>	<b>0</b>	<b>(2 596)</b>	<b>0</b>	<b>0</b>	<b>(2 596)</b>	<b>(2 596)</b>
<b><i>AMERICAS</i></b>							
<b><i>AMERICAS OVERALL</i></b>							
AMERICAS OVERALL	(9)	0	(9)	0	0	(9)	(9)
AMERICAS OVERALL	(9)	0	(9)	0	0	(9)	(9)
<b><i>NORTHERN SOUTH AMERICA</i></b>							
VENEZUELA REGIONAL OFFICE	(125)	0	(125)	0	0	(125)	(125)
COLOMBIA	(148)	0	(148)	0	0	(148)	(148)
NORTHERN SOUTH AMERICA	(273)	0	(273)	0	0	(273)	(273)
<b><i>NORTH AMERICA AND CARIBBEAN</i></b>							
UNITED STATES OF AMERICA	(383)	0	(383)	0	0	(383)	(383)
NORTH AMERICA AND CARIBBEAN	(383)	0	(383)	0	0	(383)	(383)
<b><i>CENTRAL AMERICA AND MEXICO</i></b>							
MEXICO REGIONAL OFFICE	0	0	0	0	0	0	0
CENTRAL AMERICA AND MEXICO	0	0	0	0	0	0	0
<b>AMERICAS</b>	<b>(665)</b>	<b>0</b>	<b>(665)</b>	<b>0</b>	<b>0</b>	<b>(665)</b>	<b>(665)</b>
<b>FIELD OPERATIONS</b>	<b>(12 586)</b>	<b>0</b>	<b>(12 586)</b>	<b>0</b>	<b>0</b>	<b>(12 586)</b>	<b>(12 586)</b>

**STATEMENT OF ASSETS, LIABILITIES, RESERVES AND FUND BALANCES**  
by Fund/EXCOM Region/Country/Territory  
as at 31 December 2005  
(in thousands of United States Dollars)

Annex to Statement II

JUNIOR PROFESSIONAL OFFICERS	ASSETS			LIABILITIES			Total Liabilities, Reserves and Fund Balances
	Cash and Term Deposits	Accounts Receivable	Total Assets	Unliquidated Obligations	Accounts Payable	Reserves and Fund Balances	
<b><u>GLOBAL PROGRAMMES</u></b>							
<b><u>EXECUTIVE DIRECTION AND MGT</u></b>							
<b><u>EXECUTIVE DIRECTION AND MGT</u></b>							
EMERGENCY AND SECURITY SERVICE	(60)	0	(60)	0	0	(60)	(60)
EXECUTIVE DIRECTION AND MGT	(60)	0	(60)	0	0	(60)	(60)
<b>EXECUTIVE DIRECTION AND MGT</b>	<b>(60)</b>	<b>0</b>	<b>(60)</b>	<b>0</b>	<b>0</b>	<b>(60)</b>	<b>(60)</b>
<b><u>OTHER GLOBAL PROGRAMMES</u></b>							
<b><u>OTHER GLOBAL OPERATIONS</u></b>							
OTHER GLOBAL OPERATIONS	18 148	98	18 247	0	0	18 247	18 247
OTHER GLOBAL OPERATIONS	18 148	98	18 247	0	0	18 247	18 247
<b>OTHER GLOBAL PROGRAMMES</b>	<b>18 148</b>	<b>98</b>	<b>18 247</b>	<b>0</b>	<b>0</b>	<b>18 247</b>	<b>18 247</b>
GLOBAL OPERATIONS	5 919	0	5 919	0	0	5 919	5 919
<b>GLOBAL PROGRAMMES OVERALL</b>	<b>5 919</b>	<b>0</b>	<b>5 919</b>	<b>0</b>	<b>0</b>	<b>5 919</b>	<b>5 919</b>
<b>GLOBAL PROGRAMMES</b>	<b>24 007</b>	<b>98</b>	<b>24 105</b>	<b>0</b>	<b>0</b>	<b>24 105</b>	<b>24 105</b>
<b><u>HEADQUARTERS</u></b>							
<b><u>EXECUTIVE OFFICE</u></b>							
<b><u>EXECUTIVE OFFICE</u></b>							
EXECUTIVE OFFICE	(375)	0	(375)	0	0	(375)	(375)
EXECUTIVE OFFICE	(375)	0	(375)	0	0	(375)	(375)
<b>EXECUTIVE OFFICE</b>	<b>(375)</b>	<b>0</b>	<b>(375)</b>	<b>0</b>	<b>0</b>	<b>(375)</b>	<b>(375)</b>
<b><u>DEPT OF INT PROTECTION</u></b>							
<b><u>DIPS, DIRECTOR'S OFFICE</u></b>							
DIPS, DIRECTOR'S OFFICE	(76)	0	(76)	0	0	(76)	(76)
DIPS, PROTECTION CAPACITY SECT	(181)	0	(181)	0	0	(181)	(181)
DIPS, SOLUTIONS & OPS SUPPORT	(167)	0	(167)	0	0	(167)	(167)
DIPS, STATUS DETRM. & PROT INF	(203)	0	(203)	0	0	(203)	(203)
DEPT INT PROTECTION	(627)	0	(627)	0	0	(627)	(627)
<b>DEPT OF INT PROTECTION</b>	<b>(627)</b>	<b>0</b>	<b>(627)</b>	<b>0</b>	<b>0</b>	<b>(627)</b>	<b>(627)</b>
<b><u>DIV EXTERNAL RELATIONS</u></b>							
<b><u>DER, DIRECTOR'S OFFICE</u></b>							
DER, DIRECTOR'S OFFICE	(186)	0	(186)	0	0	(186)	(186)
DER, PRIVATE SECT & PUBLIC AFF	(127)	0	(127)	0	0	(127)	(127)
DER, DONOR REL & RES MOB SERV	(1 054)	0	(1 054)	0	0	(1 054)	(1 054)
DER, SECRETARIAT & INTER ORG	(31)	0	(31)	0	0	(31)	(31)
DIV EXTERNAL RELATIONS	(1 399)	0	(1 399)	0	0	(1 399)	(1 399)
<b>DIV EXTERNAL RELATIONS</b>	<b>(1 399)</b>	<b>0</b>	<b>(1 399)</b>	<b>0</b>	<b>0</b>	<b>(1 399)</b>	<b>(1 399)</b>
<b><u>DEPARTMENT OF OPERATIONS</u></b>							
<b><u>DEPARTMENT OF OPERATIONS</u></b>							
DIV OPERATIONAL SUPPORT	(1 110)	0	(1 110)	0	0	(1 110)	(1 110)
DEPARTMENT OF OPERATIONS	(63)	0	(63)	0	0	(63)	(63)
REGIONAL BUREAUX	(388)	0	(388)	0	0	(388)	(388)
DEPARTMENT OF OPERATIONS	(1 561)	0	(1 561)	0	0	(1 561)	(1 561)
<b>DEPARTMENT OF OPERATIONS</b>	<b>(1 561)</b>	<b>0</b>	<b>(1 561)</b>	<b>0</b>	<b>0</b>	<b>(1 561)</b>	<b>(1 561)</b>

STATEMENT OF ASSETS, LIABILITIES, RESERVES AND FUND BALANCES  
by Fund/EXCOM Region/Country/Territory  
as at 31 December 2005  
(in thousands of United States Dollars)

Annex to Statement II

JUNIOR PROFESSIONAL OFFICERS	ASSETS			LIABILITIES			Total Liabilities, Reserves and Fund Balances
	Cash and Term Deposits	Accounts Receivable	Total Assets	Unliquidated Obligations	Accounts Payable	Reserves and Fund Balances	
<b><u>DIV HUMAN RESOURCES MGT</u></b>							
DHRM, RECRUITMENT&POSTINGS	(195)	0	(195)	0	0	(195)	(195)
PERFORMANCE MANAGEMENT	(14)	0	(14)	0	0	(14)	(14)
DIV HUMAN RESOURCES MGT	(209)	0	(209)	0	0	(209)	(209)
<b>DIV HUMAN RESOURCES MGT</b>	<b>(209)</b>	<b>0</b>	<b>(209)</b>	<b>0</b>	<b>0</b>	<b>(209)</b>	<b>(209)</b>
<b><u>DIV FINANCE AND SUPPLY MGT</u></b>							
<b><u>DIV FINANCE AND SUPPLY MGT</u></b>							
FINANCIAL RESOURCES SERVICE	(191)	0	(191)	0	0	(191)	(191)
SUPPLY MANAGEMENT SERVICE	(32)	0	(32)	0	0	(32)	(32)
DIV FINANCE AND SUPPLY MGT	(224)	0	(224)	0	0	(224)	(224)
<b>DIV FINANCE AND SUPPLY MGT</b>	<b>(224)</b>	<b>0</b>	<b>(224)</b>	<b>0</b>	<b>0</b>	<b>(224)</b>	<b>(224)</b>
<b><u>HEADQUARTERS OVERALL</u></b>							
<b><u>HEADQUARTERS OVERALL</u></b>							
HEADQUARTERS OVERALL	(0)	0	(0)	0	0	(0)	(0)
HEADQUARTERS OVERALL	(0)	0	(0)	0	0	(0)	(0)
<b>HEADQUARTERS OVERALL</b>	<b>(0)</b>	<b>0</b>	<b>(0)</b>	<b>0</b>	<b>0</b>	<b>(0)</b>	<b>(0)</b>
<b>HEADQUARTERS</b>	<b>(4 395)</b>	<b>0</b>	<b>(4 395)</b>	<b>0</b>	<b>0</b>	<b>(4 395)</b>	<b>(4 395)</b>
<b><u>OVERALL</u></b>							
<b><u>OVERALL</u></b>							
OVERALL	297	0	297	0	0	297	297
OVERALL	297	0	297	0	0	297	297
<b>OVERALL</b>	<b>297</b>	<b>0</b>	<b>297</b>	<b>0</b>	<b>0</b>	<b>297</b>	<b>297</b>
<b>OVERALL</b>	<b>297</b>	<b>0</b>	<b>297</b>	<b>0</b>	<b>0</b>	<b>297</b>	<b>297</b>
<b>TOTAL JUNIOR PROFESSIONAL OFFICERS</b>	<b>7 323</b>	<b>98</b>	<b>7 422</b>	<b>0</b>	<b>0</b>	<b>7 422</b>	<b>7 422</b>



**2005 Extra-budgetary In kind Donations to UNHCR  
in United States Dollars**

<b>Donor</b>	<b>Amount</b>
Government of Australia	1 207 500
Government of Federal Republic of Germany	4 661 576
Government of Hungary	136 111
Government of Norway	1 635 000
Government of Spain	356 366
Government of Switzerland	3 346 577
Emirates Charitable Society, United Arab Emirates	86 410
Fuji Optical Co Limited, Japan	129 967
Hennes & Mauritz, Austria	56 945
Japan Blankets for Africa Campaign, Japan	50 661
Lutheran World Relief, United States	1 140 150
Microsoft EMEA, Russian Federation	8 982
The Church of Latter-day Saints, United States	1 461 720
United Nations Development Programme	74 529
United Nations Population Fund	29 970
<b>TOTAL</b>	<b>14 382 463</b>

## Notes to the Financial Statements

### Note 1: Office of the United Nations High Commissioner for Refugees and its activities.

The Office of the United Nations High Commissioner for Refugees (UNHCR) was established by the General Assembly in its resolution 319 A (IV) of 3 December 1949. Its Statute was approved by the Assembly in resolution 428 (V) of 14 December 1950.

The overall objectives of UNHCR are to provide international protection to refugees and to seek durable solutions to refugee problems. UNHCR seeks to safeguard the fundamental principles of asylum and *non-refoulement* and to ensure that the basic rights of refugees are respected and that they are treated in a dignified and humane manner. UNHCR has also developed, at the request of the General Assembly and the Governments concerned, substantial material assistance programmes to meet refugee needs. Subsequent General Assembly and ECOSOC resolutions as well as ExCom conclusions and decisions have called on the Office, in the context of its basic mandate, to assist other groups of persons regarded as falling within the concern of the High Commissioner.

The High Commissioner reports annually to the General Assembly through the Economic and Social Council. An Executive Committee of the High Commissioner's Programme was established pursuant to General Assembly resolution 1166 (XII) of 26 November 1957 to advise the High Commissioner in the exercise of his/her functions and to approve the use of voluntary funds made available to the High Commissioner. The annual cycle of meetings of the Executive Committee consists of one annual plenary session and a number of inter-sessional meetings of a Standing Committee of the Whole. In 2005 the Executive Committee consisted of 68 member countries. Each year the report on the session of the Executive Committee is submitted to the General Assembly as an addendum to the Annual Report of the High Commissioner.

### Note 2: Summary of significant accounting policies

#### (a) Financial rules for voluntary funds

The UNHCR Voluntary Funds accounts are maintained in accordance with the Financial Rules for Voluntary Funds administered by the High Commissioner (A/AC.96/503/Rev.7 dated 7 October 1999 approved by the fiftieth session of the Executive Committee), hereafter referred to as the Financial Rules. The financial statements and schedules also conform to the common accounting standards for the United Nations system, as noted by the General Assembly in its resolution 48/216C (A/48/530 of 29 October 1993) and as subsequently revised.

The financial year for the Voluntary Funds administered by the High Commissioner for Refugees covers the period from 1 January to 31 December.

#### (b) Fund accounting

The accounts of UNHCR are maintained on a "fund accounting" basis. Separate funds for general and special purposes are established in accordance with the Financial Rules.

Each fund is maintained as a distinct financial and accounting entity with separate self-balancing double-entry groups of accounts. Separate financial statements are prepared for each fund or for a group of funds of the same nature.

Transfers within the same fund, or allocations between different funds can be authorized by the High Commissioner, in accordance with the Financial Rules.

(c) Use of estimates

Preparation of financial statements in conformity with generally accepted accounting principles requires management to make estimates and assumptions that affect the amounts reported in the financial statements and accompanying notes. Actual results could differ from those estimates. Estimates are used in the context of expenditure recognition, in accordance with accrual accounting principles, in particular, but not exclusively, at the end of the financial period to determine the amounts to be retained in respect of unliquidated obligations.

(d) Funds

Funds reported in the accounts are the following:

(i) The *Working Capital and Guarantee Fund* has an established ceiling of \$50 million approved by the Executive Committee, and is maintained by income from interest on invested funds and savings from prior years' programmes. The Fund is utilized to replenish the Annual Programme Fund and to meet essential payments for projects pending receipt of contributions pledged or anticipated. It also includes operational reserves from which the High Commissioner may make allocations to the annual programme budget and to supplementary programmes.

(ii) The *Annual Programme Fund* covers the financial requirements that are approved annually by the Executive Committee for programmed activities for individual country/areas and for certain costs incurred by Headquarters.

(iii) The *United Nations Regular Budget Fund* covers staff and other management and administration costs as determined under the Statute of the Office (General Assembly Resolution 428 (V), Art. 20). This fund was reported for the first time in the UNHCR 2004 financial statements (see note 3 below).

(iv) The *Supplementary Programme Fund* accounts for moneys available for activities arising after the approval of the annual programme budget, and which cannot be fully met from the operational reserve. When supplementary programmes become part of the annual programme budget, the respective balances of the supplementary programme are transferred to the annual programme fund. Seven per cent of all contributions towards the supplementary programme budget are transferred to the annual programme fund to cover administrative costs in support of the supplementary programmes.

(v) *Trust Funds* under both the annual programme and the supplementary programme cover activities for which UNHCR received monies from donors without assuming ownership of the funds.

(vi) The *Junior Professional Officers Fund* covers financial activities exclusively allocated for the recruitment, training and development of young professionals sponsored by various governments.

(vii) The *Medical Insurance Plan* was established by the General Assembly at its 41<sup>st</sup> session in accordance with the United Nations staff regulation 6.2. The objective of the fund is to assist subscribers and eligible family members in meeting expenses incurred for certain health services, facilities and supplies arising out of sickness, accident or maternity. The Plan is maintained by premiums from field staff and proportional contributions from UNHCR, as well as by interest income. Payments are based on claims processed during the year to cover field staff medical

costs. Coverage under the Plan is limited to the Field locally recruited General Service staff members and National Professional Officers. All other staff members are covered by the United Nations Office at Geneva (UNOG) insurance scheme, the United Nations Staff Mutual Insurance Society (UNSMIS), whose operations are reflected in the United Nations financial statements.

(e) Translation of currency

The accounts are presented in United States dollars. In the field offices, the accounts may be maintained in the national currency of the country concerned. All transactions are translated into United States dollars using the United Nations operational rates of exchange, as established by the United Nations Controller, in effect at the date of the transaction. At the balance sheet date, all asset and liability balances are revalued using the United Nations official exchange rate as of 31 December.

(f) Voluntary contributions and pledges

Voluntary contributions from Member States and other donors are recorded as income upon receipt or on the basis of a written pledge from the donor. Pledges from Governments are fully recognized as income at the time of acceptance of the pledge. In the interest of prudent financial management, up to one half of the value of firm pledges made by organizations of established repute, are recognized as income at the time the pledge is accepted.

Contributions in kind are classified either as budgetary or extra-budgetary. Budgetary contributions in kind replace commodities that have been budgeted for and that would have been purchased by UNHCR or one of its implementing partners in the normal execution of the programme. Contributions in kind are recorded in the accounts, at fair market value, when the goods or services are received. Extra budgetary in kind contributions are those for which UNHCR has not made a budgetary provision. These are offers of additional materials or services that are considered by UNHCR to be complementary to programmed activities and in line with the mandate of the Office. Extra budgetary contributions in kind are not recorded in the accounts but are listed in the appendix to the financial statements.

Cash received against pledges is recorded at the United States dollar equivalent, calculated using the United Nations operational rate of exchange prevailing on the date of receipt, as explained in note 2 (e) above.

Pledges due are written-off after five years unless the donor has reconfirmed the commitment in writing not more than 18 months before the end of the accounting period.

(g) Interest Income

Interest income includes all interest from various bank accounts and investment income earned on invested funds. Financial rule 9.3 specifies the conditions for recording of investment income, which provides, inter alia, that income from investments shall be credited to the Annual Programme Fund, unless required to maintain the Working Capital and Guarantee Fund.

(h) Currency exchange adjustments

Currency exchange adjustments include exchange losses and gains on transactions resulting from differences between prevailing market rates and the United Nations operational rate of exchange, and losses and gains from the revaluation of year end asset and liability balances based on the United Nations

operational rate of exchange. All realized and unrealized gains and losses are accounted for under the Working Capital and Guarantee Fund.

(i) Miscellaneous income

Miscellaneous income includes proceeds from the sale of used or surplus non-expendable property.

(j) Expenditure

Project expenditure reflects the amounts obligated according to article 8 of the Financial Rules. The High Commissioner may incur obligations for the implementation of projects to the extent that monies and governmental pledges are available in the appropriate fund or account. Whenever possible and appropriate, the implementation of projects are entrusted to implementing partners, e.g., governmental, inter-governmental or non-governmental bodies, private firms or individual experts, in accordance with the terms of an agreement or a formal exchange of letters. Projects may also be implemented in accordance with the terms of a letter of instruction to the responsible officer or organizational unit of UNHCR.

(k) Deferred charges

In accordance with United Nations system accounting standards, the organization has recorded commitments incurred against future financial periods as deferred charges (see note 13 below).

(l) Ex gratia payments

The granting of ex gratia payments is governed by rule 10.5 of the Financial Rules. Ex gratia payments are approved by the Controller up to an amount not exceeding \$5,000, when such payments are considered desirable in the interest of the organization. Payments over \$5,000 require the personal approval of the High Commissioner. A statement of ex gratia payments, if any, is submitted to the Board of Auditors with the annual accounts. In 2005, UNHCR made ex gratia payments amounting to \$10,075.

(m) Write-offs

Write-offs due to loss of cash or of the book value of accounts receivable, including the conversion of loans into grants, is governed by financial rule 10.6. Write-offs are recorded as expenditures. The write-off of losses of UNHCR property is governed by financial rule 10.7, which provides that the Controller may authorize such write-offs, for amounts up to \$10,000, after a full investigation of each case. Amounts over \$10,000 require the approval of the High Commissioner. A statement of all amounts written off is submitted to the Board of Auditors with the annual accounts.

(n) Provision for doubtful accounts receivable

Provision is made for accounts receivables for which no reasonable expectation of recovery exists. Provisions are expensed as charges to prior years' expenditure. Previously, these provisions were charged to current year expenditure.

(o) Non-expendable property

The definition of non-expendable property is assets with an original purchase price greater than or equal to \$1,500 and a useful life greater than or equal to five years, and all special items. Special items

include vehicles, computer equipment, plant and equipment, boats, telecommunications equipment, security equipment and generators, with a minimum acquisition value of \$100.

In accordance with United Nations system accounting standards, non-expendable property purchased with UNHCR's voluntary funds is not recorded on the balance sheet, but is charged as expenditure to the appropriate project in the year of acquisition. Supplementary records are maintained to manage non-expendable property valued therein at the United States dollar equivalent calculated at the rate of exchange prevailing on the date of purchase. Depreciation is computed using the straight-line method over the estimated useful life of the asset.

(p) Reclassification

Certain amounts presented in the 2005 financial statements for 2004 comparative purposes in accordance with UNSAS, have been reclassified for consistency in external reporting. These are limited in materiality to Statement I, wherein provision for doubtful accounts receivable and write-offs are included in adjustments to prior year expenditures, whereas in previous years they were included in expenditures.

(q) Change of Accounting Policy

In line with UNHCR Financial Rule 6.6, \$10 million was maintained in the Operational Reserve. The end-of-year fund balance for the Annual Programme Fund therefore included \$10 million attributable to the Operational Reserve.

In 2005, UNHCR changed its accounting policy and now considers that it is not necessary to retain \$10 million in the Operational Reserve at the end of the fiscal year. The intent of Financial Rule 6.6 is instead assured by maintaining a balance in the Working Capital Guarantee Fund of at least \$10 million. The balance on the Annual Programme Fund at the end of 2005 of \$7.7 million did not, therefore, include any balance on the Operational Reserve.

Note 3: United Nations Regular Budget

The United Nations Regular Budget Allotment Advice for 2005 amounted to \$39,269,900 and 2005 expenditure amounted to \$38,534,000, of which \$29,077,200 covered staff costs including the posts of the High Commissioner and the Deputy High Commissioner, \$4,324,100 covered the costs of other management and administration costs and \$5,132,700 covered the enhancement of security measures at Headquarters. Remittances received during 2005 against this allotment advice amounted to \$38,494,400.

Note 4: Transfers between programmes and funds

(a) In line with note 2 (d) (iv), an amount of \$20,125,254 was transferred from the Supplementary Programme Fund to the Annual Programme Fund. This amount corresponded to seven per cent of all contributions towards the Supplementary Programme budget, to cover administrative costs incurred in the Annual Programme in support of the Supplementary Programmes during 2005.

(b) In line with Note 2 (d) (ii) & (iv) a net amount of \$1,700,123, was transferred from Annual Programme to Supplementary Programme corresponding to a loan from Annual Programme to Supplementary Programme for \$2,300,000 and \$599,877 corresponding to Supplementary Programme programmes subsequently mainstreamed into Annual Programme.

(c) In line with note 2 (d) (i), and Financial Rule 6.3, an amount of \$22,367,455 was allocated to the Working Capital Guarantee Fund in 2005. This amount corresponded to the net equivalent of: (i) a replenishment from the Annual Programme Fund to the Working Capital Guarantee Fund equivalent to \$34,613,301 to cover, inter alia, currency exchange adjustments; and (ii) a borrowing of \$12,245,846 from the Working Capital Guarantee Fund to the Annual Programme to cover a shortfall in unearmarked contributions to Annual Programme Fund.

(d) An amount of \$2,007,813 was transferred from the Junior Professional Officers Fund to the Annual Programme Fund, in respect of support costs incurred by UNHCR in the management of the Junior Professional Officers Fund.

Note 5: Breakdown of expenditure

The following table shows the total UNHCR expenditure in 2005, broken down between funds and category.

UNHCR expenditure in 2005

*(in thousands of United States dollars)*

Fund	Programme (a)	Programme Support (b)	Management & Administration (c)	Total
Annual Programme	551,715	237,153	47,040	835,908
Annual Programme – Trust	0	0	0	0
UN Regular Budget	0	0	38,534	38,534
Supplementary Programme	232,353	26,122	0	258,475
Supplementary Programme – Trust	0	0	0	0
<b>Sub-total</b>	<b>784,068</b>	<b>263,275</b>	<b>85,574</b>	<b>1,132,917</b>
Junior Professional Officers (d)				8,715
Working Capital and Guarantee Fund				1,054
Medical Insurance Plan (e)				2,002
<b>Grand Total</b>	<b>784,068</b>	<b>263,275</b>	<b>85,574</b>	<b>1,144,688</b>

(a) (i) Expenditure under the “Programme” category corresponds to the direct financial inputs used to achieve the objectives of a specific project or programme, including the costs of staff, consultant experts, supplies and equipment, subcontracts, cash assistance and training, and instalments disbursed to implementing partners.

(a) (ii) Implementing partners are required to report on their disbursements against instalments received from UNHCR in accordance with the terms and conditions of project sub-agreements. In 2005, UNHCR disbursed a total of \$324 million as instalments to implementing partners, of which \$219 million have been reported as expended as at 31 December 2005, leaving a balance of \$105 million for which implementing partners will submit reports in 2006. A further \$15 million of instalments not yet paid as of 31 December 2005, were included in year end commitments. During 2005, a further \$111 million was reported upon in relation to 2004 projects together with an additional \$1.1 million for 2002-2003. Of the expenditures reported by implementing partners against UNHCR instalments, an amount of \$113 million corresponds to 2005 salaries and other staff costs.

(b) Expenditure under the “Programme Support” category corresponds to the costs of organizational units, whose primary functions are the formulation, development, delivery and evaluation of UNHCR programmes, including those that provide backstopping of programmes on a technical, thematic, geographic, logistical or administrative basis.

(c) Expenditure under the “Management and Administration” category corresponds to the costs of organizational units whose primary function is the maintenance of the identity, direction, and welfare and security of UNHCR staff, including the units that carry out the function of executive direction, organizational policy and evaluation, external relations, information and administration.

(d) Junior Professional Officers Fund:

The following table shows the expenditure, by region, under this Fund, as well as the Reserve and Fund Balance movement during 2005.

Junior Professional Officers Fund  
(in thousands of United States dollars)

<b>Region</b>	
Africa	3,218
Europe	1,070
CASWANAME	466
The Americas	355
Asia and the Pacific	1,113
Global Programmes	60
Headquarters	2,434
<b>Total Expenditure</b>	<b>8,715</b>
Reserve and Fund Balance, 1 January 2005	8,554
Funds received in 2005	9,602
Total Expenditure	(8,715)
Other Adjustments	(2,008)
Adjustment to Prior Year Expenditures	28
Adjustment to Prior Year Contributions	(39)
<b>Reserve and Fund Balance, 31 December 2005</b>	<b>7,422</b>

An amount of \$2,007,813 was transferred from Junior Professional Officers (JPO) Fund to the Annual Programme Fund, in respect of support costs incurred by UNHCR in managing the JPO Fund.

(e) Medical Insurance Plan

In 2005, the Medical Insurance Plan received a total income of \$4,282,533 from staff premiums and proportional contributions from UNHCR and \$425,754 in interest earned. Under this Plan, UNHCR paid out to its subscribers, in respect of their claims, an amount of \$2,001,628.



Note 6: Provision for accounts receivable

Accounts receivable are presented in Statement II, net of a provision of \$4,741,710 for doubtful accounts receivable, comprising:

(in United States dollars)

	Provisions at 31/12/2004	Recovered	Write Off	New Provision	Provisions at 31/12/2005
Implementing Partners	1,283,676		4,097	401,135	1,680,714
VAT	954,088			1,770,557	2,724,645
Bank balances	231,591	12,499	2,200		216,892
Staff	187,648		174,689	106,500	119,459
<b>Total</b>	<b>2,657,003</b>	<b>12,499</b>	<b>180,986</b>	<b>2,278,193</b>	<b>4,741,710</b>

Note 7: Write-offs during 2005

During 2005, UNHCR had to write off liquid assets totalling \$226,063 in respect of unrecoverable amounts due from operational partners and cash losses that occurred in various field locations. Of this total \$188,028 had been provided for in the 2004 accounts, leaving a balance of \$38,035 expensed in 2005. A further amount of \$882,526 was written off during 2005 in respect of non-expendable property and inventory assets which had already been expensed.

Note 8: Cash and term deposits

The amount shown in Statement II for cash and term deposits represents the total of all cash balances (including funds held in non-convertible currencies) net of any negative bank balances. The following table shows the breakdown between current and deposit accounts as at 31 December for the years 2001 to 2005.

(a) Current and deposit accounts as at 31 December 2005

(in thousands of United States dollars)

	2001	2002	2003	2004	2005
Cash Deposit on 31 December:					
- Cash and Current Accounts	47,994	29,425	65,825	69,047	41,715
- 48 Hours Account	29,780	2,989	1,124	0	0
- Deposit Accounts	62,714	106,315	124,823	78,129	91,620
	<b>140,488</b>	<b>138,729</b>	<b>191,772</b>	<b>147,176</b>	<b>133,335</b>
Average in hand during year:					
- In Current Accounts	63,672	88,007	106,503	84,666	78,895
- Invested (Call & Time Deposit, Securities)	77,467	63,686	62,025	48,797	42,335
	<b>141,139</b>	<b>151,693</b>	<b>168,528</b>	<b>133,463</b>	<b>121,230</b>
Interest earned:					
- On Current Accounts	1,485	1,399	1,004	968	1,565
- On Invested Funds	3,193	2,006	1,508	849	1,121
	<b>4,678</b>	<b>3,405</b>	<b>2,512</b>	<b>1,817</b>	<b>2,686</b>
Average rate of interest earned:					
- On Funds in Hand and Bank	3.64%	2.24%	1.49%	1.14%	1.98%
- On Invested Funds	4.12%	3.15%	2.43%	1.74%	2.65%

(b) Cash and term deposits as at 31 December 2005

(in thousands of United States dollars)

Banks	Period	Rate % p.a.	Maturity	Currency	Amount	Equivalent in USD	Accrued Interest
Anglo Irish Bank, London	15 days	4.38%	05/01/2006	USD	20,000,000	20,000,000	24,333
Banco Santander Central Hispano, Frankfurt	21 days	4.34%	11/01/2006	USD	15,000,000	15,000,000	18,083
Citicorp Banking Corp, Jersey	6 days	4.42%	05/01/2006	USD	15,000,000	15,000,000	1,842
Citicorp Banking Corp, Jersey	14 days	4.35%	13/01/2006	USD	14,000,000	14,000,000	1,692
Citicorp Banking Corp, Jersey	21 days	4.39%	20/01/2006	USD	10,000,000	10,000,000	1,219
BNP-Paribas, Paris	7 days	2.32%	06/01/2006	EUR	4,000,000	4,733,728	305
Deutsche Bank, Berlin	6 days	2.20%	05/01/2006	EUR	8,000,000	9,467,456	571
Canadian Imperial Bank of Commerce, Ottawa	14 days	2.95%	13/01/2006	CAD	4,000,000	3,418,803	276
<b>Totals</b>						<b>91,619,987</b>	<b>48,321</b>

The following table shows details of the United States dollar equivalent of non-convertible currencies held at 31 December 2005.

(c) Non-convertible currencies held at 31 December 2005

Country <sup>3</sup>	Currency	United States Dollar Equivalent
Afghanistan	Afghanis	8,426
Albania	Leks	17,021
Angola	Kwanza	202,032
Bosnia and Herzegovina	Convertible Mark	120,382
Burundi	Francs	112,543
Colombia	Pesos	158,653
Eritrea	Nafka	22,649
Ethiopia	Birr	50,002
Iraq	Dinars	340
Mozambique	Meticals	25,712
Myanmar	Kyats	6,668
Nigeria	Naira	83,523
Somalia	Shillings	14
Sudan	Dinar	145,585
Syrian Arab Republic	Pounds	145,584
Turkmenistan	Manat	8,340
<b>Total</b>		<b>1,107,474</b>

<sup>a</sup> Countries that have not accepted the obligations of Article VIII, Sections 2, 3 and 4 of the IMF's Articles of Agreement

Note 9: Voluntary contributions receivable

The voluntary contributions receivable balance in Statement II represents contributions outstanding from donors after the end-of-year currency revaluation, the details of which are reflected in Schedule 1 for 2005 and Schedule 2 for prior years. The aging of contributions receivable is as follows:

*(in thousands of United States dollars)*

	<b>2005</b>	<b>2004</b>
Current Year	62,014	
2004	17,152	71,018
2003	249	5,674
2002	1,503	1,705
2001	1,085	1,120
2000		40
1999		175
<b>Sub-total</b>	<b>82,002</b>	<b>79,732</b>
Unrealized (Losses) / Gains	(2,160)	4,440
<b>Total</b>	<b>79,842</b>	<b>84,172</b>

Note 10: Voluntary contributions pledged for 2006 Annual Programme Budget

During the annual pledging conference in December 2005, governmental donors pledged \$354 million towards UNHCR's 2006 Annual Programme Budget. Consistent with prudent accounting principles, these pledges will be recognized as income in 2006 and have not been accounted for in the financial statements of 2005 as deferred income.

Note 11: Due from United Nations and other agencies

The amounts due from United Nations and other agencies in Statement II are as follows:

*(in United States dollars)*

United Nations Headquarters	321,688
United Nations Development Programme (a)	1,597,485
Department of Peacekeeping Operations	688,449
Office of the United Nations Security Coordinator	253,877
World Health Organization	237,860
United Nations Office at Geneva	159,947
Office for the Coordination of Humanitarian Affairs	80,158
Office of the Personal Representative of the Secretary-General for South Lebanon	73,107
World Food Programme	53,072
Others	35,289
<b>Total</b>	<b>3,501,049</b>

(a) This amount includes transactions under review by UNDP at closure of UNHCR accounts.

Note 12: Other Receivables

(a) The amounts in Statement II under other receivables represent payroll and staff-related entitlements and other elements pending settlement or recovery as follows:

*(in United States dollars)*

Education Grant Advances	10,213,414
Value Added Tax refundable	4,472,829
Salary advances	2,795,513
Travel advances	2,370,795
Rental advances	1,426,422
Field operational advances	1,123,126
Deposits with suppliers and others	468,986
<b>Total</b>	<b>22,871,085</b>

(b) The total loans to UNHCR refundable as at 31 December 2005 amount to \$565,338 in respect of loans made to, or on behalf of, refugees and still refundable to UNHCR at 31 December 2005. During 2005, repayments of \$153,822 were received net of Agencies collection fees and charges of \$17,422. These loans were fully expensed in the years in which they were made and only memorandum accounts are maintained in UNHCR accounts.

Note 13: Other assets

The balance in Statement II under other assets includes, inter alia, \$5 million representing charges incurred against future years.

Note 14: Non-expendable property

On 31 December 2005, the acquisition value of non-expendable property recorded in the Peoplesoft and Asset Trak databases (active / in transit / surplus) was \$372,347,983 and the depreciated value was \$101,389,185.

*(Values in United States dollars)*

<b>Headquarters &amp; Field Assets</b>	<b>Active / In Transit / Surplus</b>	<b>Non-active</b>
Quantity	104,686	129,775
Acquisition Value	372,347,983	487,047,677
Current Value	101,389,185	16,911,603

On 31 December 2004, the acquisition value of non-expendable property recorded was \$492,748,146 and the depreciated value was \$166,218,375. This data is currently compiled from two sources, which are not entirely compatible. In addition, technical up-dates are required for the Asset Management module in MSRP, for example, specific filters to extract data accurately and according to monitoring/reporting requirements. The situation will continue to improve regarding data quality as all offices in the organisation adopt the use of the MSRP system by 2007.

Note 15 : Accounts payable

The amounts in Statement II under accounts payable includes, inter alia, amounts due to other agencies as follows:

*(in United States dollars)*

Central Emergency Revolving Fund	10,000,000
Payroll and other staff related entitlements	5,211,232
United Nations Office at Geneva	1,877,200
Miscellaneous payables	1,638,373
United Nations Development Programme	1,011,202
Commercial suppliers	317,135
<b>Total</b>	<b>20,055,142</b>

Note 16 : Liabilities for end-of-service and post retirement benefits

In accordance with United Nations common practice, UNHCR has not provided for any accrued or future liability for after-service health insurance costs or for other types of end-of-service payments that fall due when staff members leave the organization. Such expenses are provided for in the relevant programme budgets, and the actual costs incurred in each financial period are reported as current year expenditure.

(a) After-service health insurance

The organization's liability for after-service health insurance has been estimated by a consulting actuary. On the basis of that study, it is estimated that the UNHCR liability for after-service health insurance as of 31 December 2005 is as follows:

*(in United States dollars)*

	Present value of future benefits	Accrued liability
Gross liability	470,330,000	320,544,000
Offset from retiree contributions	107,304,000	71,942,000
Net liability	363,026,000	248,602,000

The present value of future benefits is the discounted value of all benefits, less retiree contributions, to be paid in the future to all current retirees and active staff expected to retire. The accrued liabilities represent that portion of the present value of benefits that has accrued from the staff member's date of entry on duty until the valuation date. An active staff member's benefit is fully accrued when that staff member has reached the date of full eligibility for after-service benefits. Thus, for retirees and active staff members who are eligible to retire with benefits, the present value of future benefits and accrued liability are equal. The liabilities were valued based on a discount rate of 5.5 per cent.

(b) Accrued annual leave

Terminating staff are entitled to be paid for any unused leave days they may have accrued up to a maximum limit of 60 days. The organization's total liability for such unpaid accrued leave compensation is estimated to be \$23.6 million.

(c) Termination benefits

In line with the Staff Regulations and the Staff Rules of the United Nations, some staff members are entitled to repatriation grants and related relocation costs upon their termination from the organization based on the number of years of service. The organization's total liability at 31 December 2005 for such

unpaid repatriation and relocation entitlements is estimated to be \$144.8 million. This estimate has been based on the actual number of UNHCR staff by duty station and on averages for salaries and years of service.

(d) Pension plan

UNHCR is a member organization participating in the United Nations Joint Staff Pension Fund (UNJSPF), which was established by the United Nations General Assembly to provide retirement, death, disability and related benefits. The Pension Fund is a funded defined benefit plan. The financial obligation of the organization to UNJSPF consists of its mandated contribution at the rate established by the United Nations General Assembly together with any share of any actuarial deficiency payments under Article 26 of the Regulations of the Fund. Such deficiency payments are only payable if and when the United Nations General Assembly has invoked the provision of Article 26, following determination that there is a requirement for deficiency payments based on an assessment of the actuarial sufficiency of the Fund as of the valuation date. At the time of this report, the United Nations General Assembly has not invoked this provision. The result of the actuarial valuation as of 31 December 2003 was an actuarial surplus of 1.14 per cent of pensionable remuneration.