

14 December 2004

AGREEMENT

**CONCERNING THE ADOPTION OF UNIFORM TECHNICAL PRESCRIPTIONS
FOR WHEELED VEHICLES, EQUIPMENT AND PARTS WHICH CAN BE FITTED
AND/OR BE USED ON WHEELED VEHICLES AND THE CONDITIONS FOR
RECIPROCAL RECOGNITION OF APPROVALS GRANTED ON THE BASIS OF
THESE PRESCRIPTIONS */**

(Revision 2, including the amendments which entered into force on 16 October 1995)

Addendum 51: Regulation No. 52

Revision 2 - Amendment 2

Supplement 7 to the 01 series of amendments - Date of entry into force: 13 November 2004

**UNIFORM PROVISIONS CONCERNING THE APPROVAL OF M2 AND M3 SMALL
CAPACITY VEHICLES WITH REGARD TO THEIR GENERAL CONSTRUCTION**



UNITED NATIONS

*/ Former title of the Agreement:

Agreement Concerning the Adoption of Uniform Conditions of Approval and Reciprocal Recognition of Approval for Motor Vehicle Equipment and Parts, done at Geneva on 20 March 1958.

GE.04-24746

Paragraph 5.6.2.5.2., amend to read (the reference to footnote 5/ and footnote 5/, should be deleted):

"5.6.2.5.2. The driver's door shall be accepted as the emergency door for the occupants of the seats situated beside the driver's seat provided that it is possible to move a test gauge from the occupants' seats to the exterior of the vehicle through the driver's door (see annex 3, figure 21).

Verification of the access to the driver's door shall be subject to the requirements of paragraph 5.7.3.2., by using the test gauge having a dimension of 600x400 mm, as described in paragraph 5.7.3.3. The service door provided for the passengers shall be in the side of the vehicle opposite to that containing the driver's door and shall be accepted as the emergency door for the driver;"

Paragraph 5.7.2.4.2., amend to read:

" indicated in paragraph 5.6.2.5.2 and that the space reserved for the driver's seat shall communicate with the main passengers' compartment through an appropriate passage; such requirement shall be deemed to be fulfilled if the test gauge described in paragraph 5.7.5.1. can move unobstructed from the gangway, until the front end of the gauge reaches the vertical plane tangential to the foremost point of the driver's seat back (this seat situated in its rearmost longitudinal position) and, from this plane, the panel described in paragraph 5.6.2.5.2. could be moved to the emergency door in the direction established by such paragraph (see annex 3, figure 22) with seat and steering wheel adjustment in their mid position."

Paragraph 5.7.8.5.1., amend to read:

"5.7.8.5.1. For a seat behind a partition or other rigid structure other than a seat, a minimum clear space in front of each passenger seat shall be provided as shown in annex 3, figure 16. A partition whose contour corresponds approximately to that of the inclined seat back may intrude into this space as provided by paragraph 5.7.8.4. Intrusion of the dashboard, instrument panel, windscreen, sun visor, seat belts anchorages shall be allowed."

Insert a new paragraph 5.7.8.5.2., to read:

"5.7.8.5.2. For a seat behind a seat and/or a seat facing the gangway, a minimum clear foot space of at least 300 mm depth and a width according to paragraph 5.7.8.2.1. shall be provided as shown in annex 3, figure 15b. The local presence in this space of seat legs and of intrusions as provided by paragraphs 5.7.8.1.3.3. and 5.7.8.1.3.4. shall be permitted provided that adequate space remains for the passengers' feet. This foot space may partly be situated in and/or above the gangway but shall not create any obstruction when measuring the minimum gangway-width in accordance with paragraph 5.7.5. Intrusion of the seat belts and seat belt anchorages shall be allowed."

Paragraph 5.7.8.5.2., renumber as paragraph 5.7.8.5.3.

Annex 3,

Figure 15, renumber as Figure 15a.

Insert a new figure 15b, to read:

"Figure 15b

SPACE FOR SEATED PASSENGERS BEHIND A SEAT AND/ OR A SEAT
FACING THE GANGWAY
(see paragraph 5.7.8.5.2.)

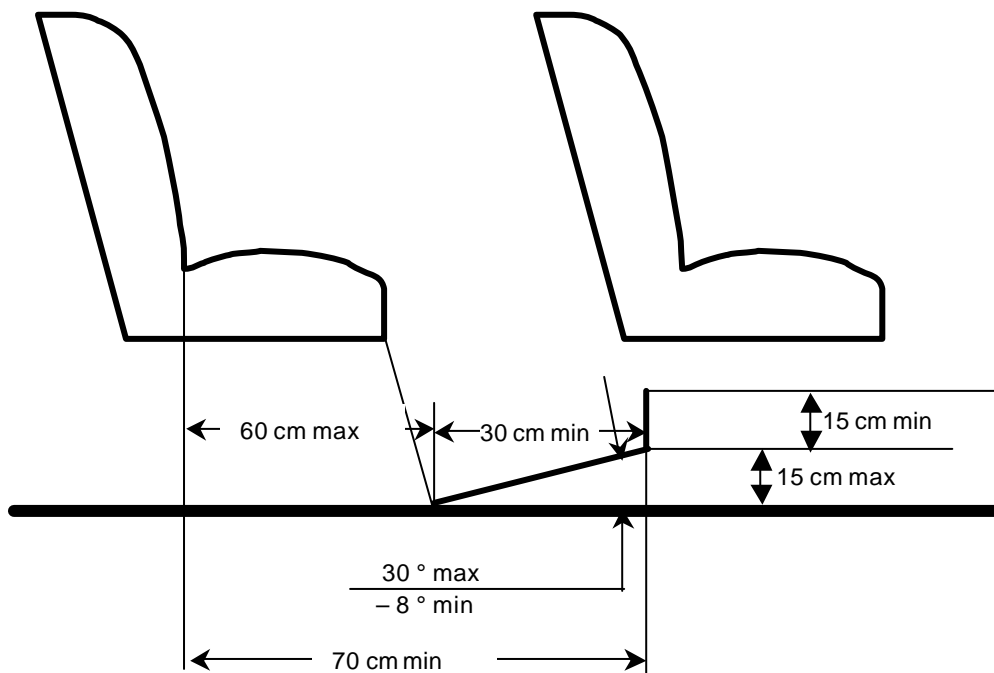


Figure 16, amend the title to read:

"Figure 16

SPACE FOR SEATED PASSENGERS BEHIND A PARTITION OR OTHER RIGID
STRUCTURE OTHER THAN A SEAT
(see paragraph 5.7.8.5.1.)"

Insert new figures 21 and 22, to read:

"Figure 21
ACCESS TO DRIVER'S DOOR
(See paragraph 5.6.2.5.2.)

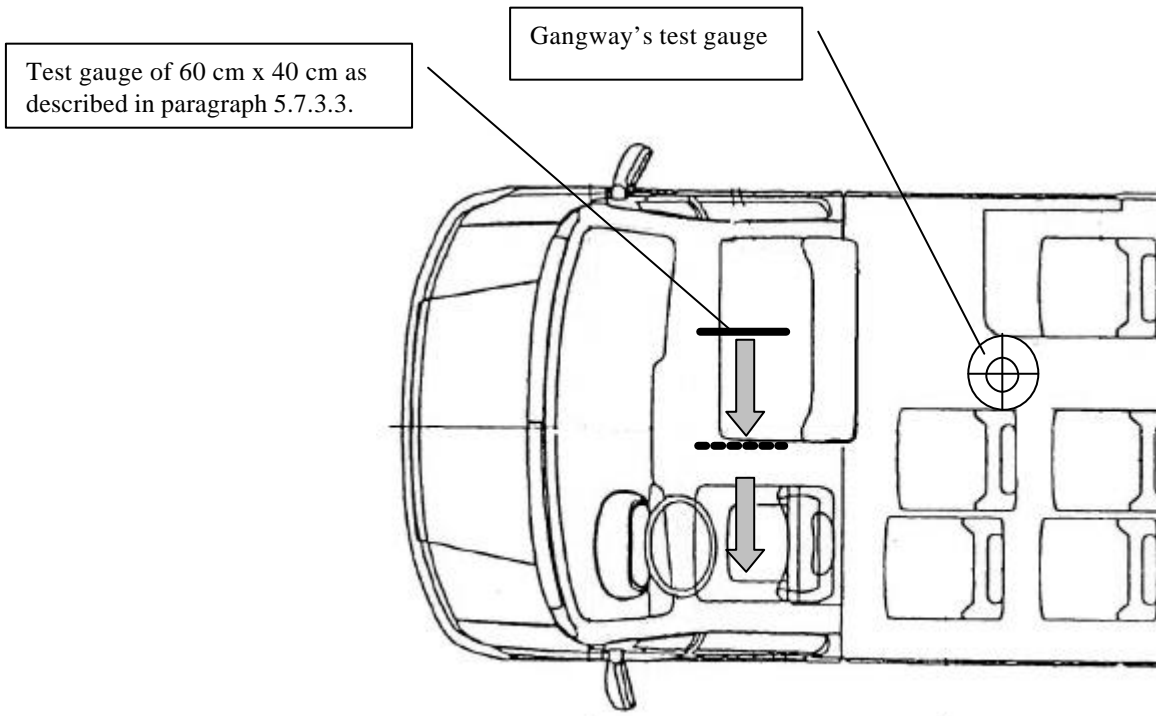
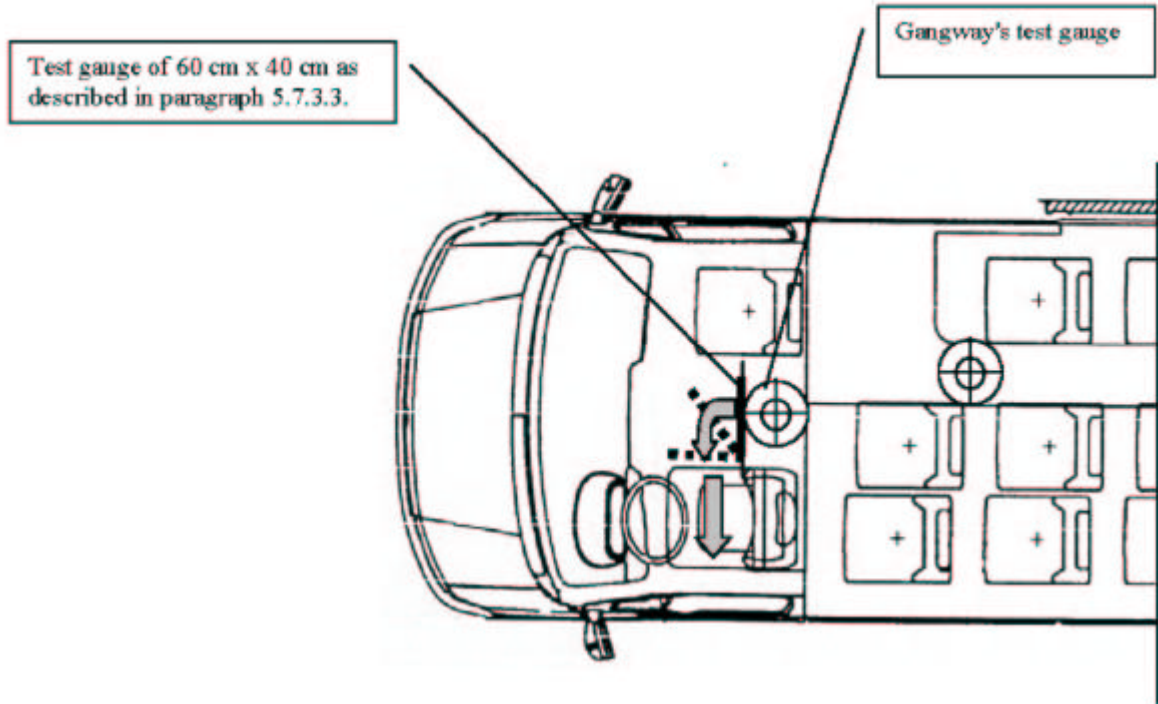


Figure 22

ACCESS TO DRIVER'S DOOR

(See paragraph 5.7.2.4.2.)



"