



**Economic and Social  
Council**

Distr.  
GENERAL

TRANS/WP.29/GRE/2004/26  
16 July 2004

ENGLISH  
Original: ENGLISH  
ENGLISH AND FRENCH ONLY

---

**ECONOMIC COMMISSION FOR EUROPE**

**INLAND TRANSPORT COMMITTEE**

World Forum for Harmonization of Vehicle Regulations (WP.29)

Working Party on Lighting and Light-Signalling (GRE)

(Fifty-third session, 4–8 October 2004,  
agenda item 16.3.)

**PROPOSAL FOR DRAFT AMENDMENTS TO REGULATION No. 50**

(Position, stop and direction indicator lamps for motorcycles)

Transmitted by the expert from  
the International Motorcycle Manufacturers Association (IMMA)

Note: The text reproduced below was prepared by the expert from IMMA to align in the Regulation the prescriptions for the maximum intensities and their zones of the front direction indicator lamps to the provisions of Regulation No. 6. It is based on a document without a symbol (informal document No. GRE-52-17), distributed during the fifty-second GRE session (TRANS/WP.29/GRE/52, para. 62). The modifications to the existing text of the Regulation are marked in **bold** characters.

---

Note: This document is distributed to the Experts on Lighting and Light-Signalling only.

GE.04-22550

**A. PROPOSAL**

Paragraphs 7.4.1., 7.4.1.1., 7.4.1.2. and 7.4.1.3., delete the reference to footnote 3/.

Footnote 3/, should be deleted.

Insert new paragraphs 7.11., 7.11.1. and 7.11.2., to read:

**"7.11. Maximum values of front direction indicator lamps**

- 7.11.1. For devices of categories 11 and 11a, the intensity of the the light emitted outside the zone defined by the measuring points  $\pm 10$  degrees H and  $\pm 10$  degrees V (10 degrees-field) shall not exceed the following values:**

Direction indicator of category	Maximum values in cd outside the 10 degrees-field	
	Single lamp	Single lamp containing more than one light source
<b>11</b>	<b>400</b>	<b>560</b>
<b>11a</b>	<b>400</b>	<b>560</b>

**Between the boundaries of the 10 degrees-field ( $\pm 10$  degrees H and  $\pm 10$  degrees V) and the 5 degrees-field ( $\pm 5$  degrees H and  $\pm 5$  degrees V), the maximum admissible values of the intensities are linearly increased up to the values as defined in paragraphs 7.4.1. and 7.4.1.1.;**

- 7.11.2. For devices of categories 11b and 11c, the intensity of the light emitted outside the zone defined by the measuring points  $\pm 15$  degrees H and  $\pm 15$  degrees V (15 degrees-field) shall not exceed the following values:**

Direction indicator of category	Maximum values in cd outside the 15 degrees-field	
	Single lamp	Single lamp containing more than one light source
<b>11b</b>	<b>250</b>	<b>350</b>
<b>11c</b>	<b>400</b>	<b>560</b>

**Between the boundaries of the 15 degrees-field ( $\pm 15$  degrees H and  $\pm 15$  degrees V) and the 5 degrees-field ( $\pm 5$  degrees H and  $\pm 5$  degrees V), the maximum values are increased linearly up to the values as defined in paragraphs 7.4.1.2. and 7.4.1.3."**

\* \* \*

## B. JUSTIFICATION

In ECE Regulation No. 50, 00 series of amendments, Supplement 4, new categories 11a, 11b and 11c for the front direction indicator lamps have been provided. These new categories are basically in accordance with ECE Regulation No. 6 (Direction indicator lamps for 4 wheel vehicles), except for the maximum intensities and their zones. Actually, the maximum intensity of 400 cd outside the zone defined by the  $\pm 5$  degrees H and  $\pm 10$ , as shown in footnote 3/ in ECE Regulation No. 50, is not the same as ECE Regulation No. 6, which gives arise to some problems. For example, in category 11c both the minimum value of 360 cd and the maximum value of 400 cd are applied on H-5L and H-5R. The range is only 40 cd, and practically it is very difficult to meet such a narrow range of the photometric values.

Thus, IMMA propose the amendment of ECE Regulation No. 50, so that the maximum values and their zones are correctly harmonized with ECE Regulation No. 6 and the above problem is resolved.

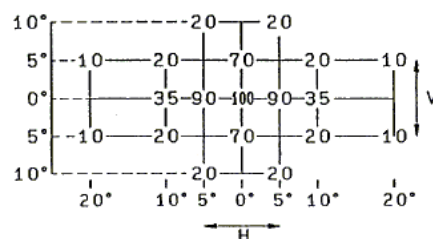
### Category of the front direction indicator

R50-00 S3	Regulation No. 50-00 S4
Category 11	Category 11: distance between passing beam and direction indicator- 75mm or more
	Category 11a: distance between passing beam and direction indicator- 40mm or more
	Category 11b: distance between passing beam and direction indicator- 20mm or more
	Category 11c: distance between passing beam and direction indicator- less than 20mm

### Photometric requirement of the front direction indicator

Category	H-V point Min. intensity (cd)	Max. intensity(cd)
		1 light source *2
11	90 *1	700 *3
11a	175 *1	700 *3
11b	250 *1	800 *3
11c	400 *1	860 *3

\*1 luminous intensity distribution table for the minimum intensity

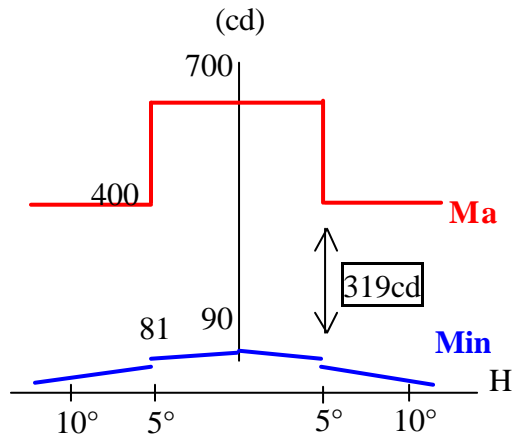


\*2 In case of a single lamp containing more than one light source, the maximum intensity is given by multiplying by 1.4 the value prescribed for a single lamp.

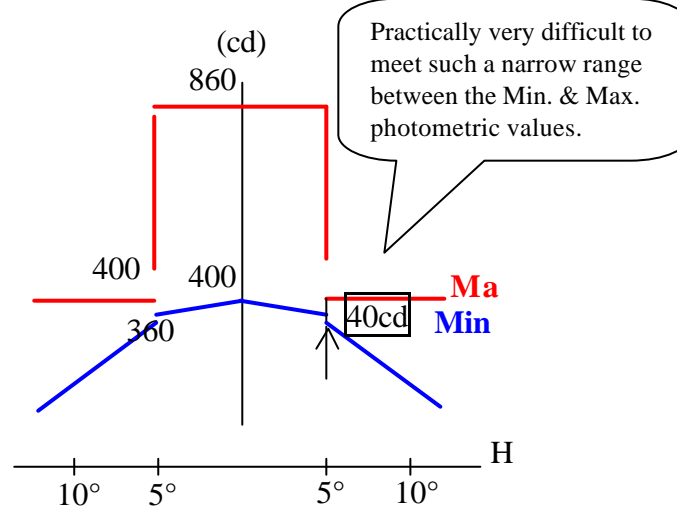
- \*3 However, the intensity of the light emitted outside the zone defined by the  $\pm 5$  degrees H and  $\pm 10$  degrees V shall not exceed 400 cd

Maximum and Minimum intensity on the H-H line specified in Regulation No. 50-00, S4

[Category 11]



[Category 11c]



PROPOSAL

Category 11, 11a:

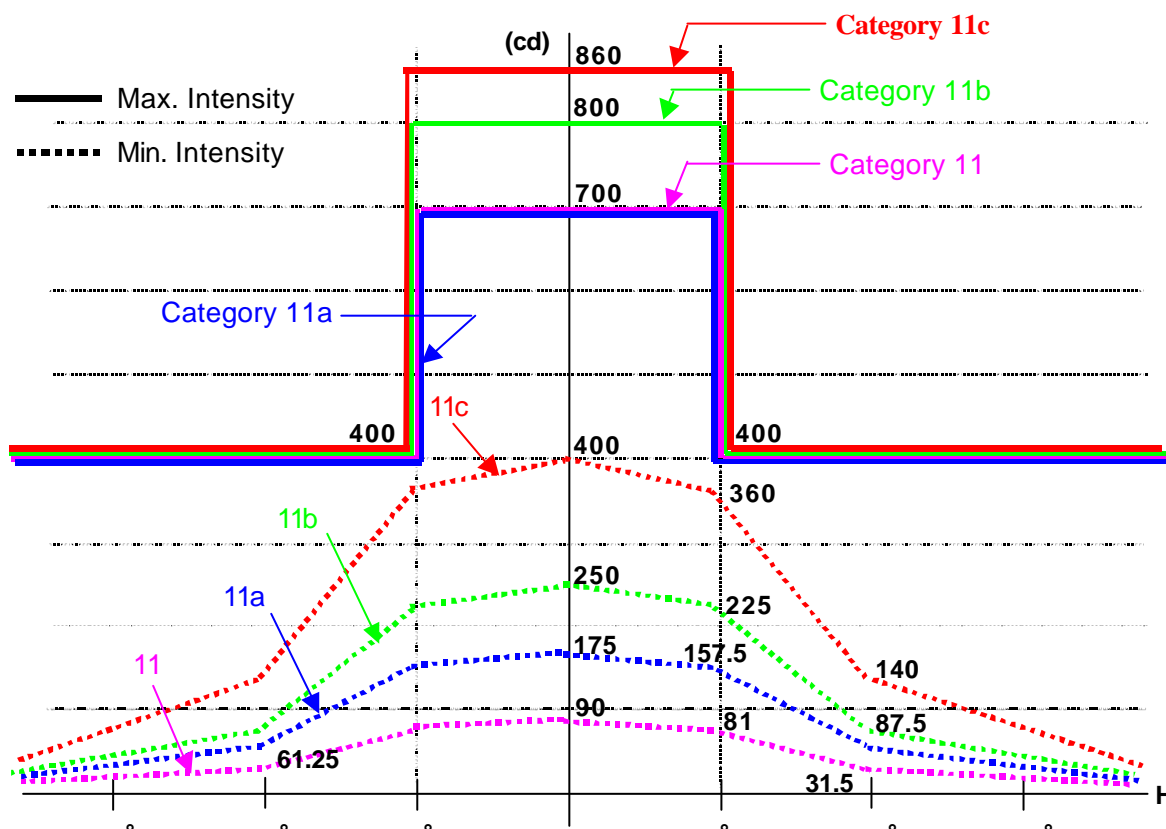
- (1) delete the maximum intensity of 400 cd to outside of the zone defined by the  $\pm 5$  degrees H and  $\pm 10$  degrees V.
- (2) provide the new maximum intensity requirement to the outside of the zone defined by the  $\pm 10$  degree H and  $\pm 10$  degree V (10 degrees-field).
- (3) Between the boundaries of the 10 degrees-field and the 5 degrees-field ( $\pm 5$  degrees H and  $\pm 5$  degrees V), the maximum values are increased linearly up to 700 cd.

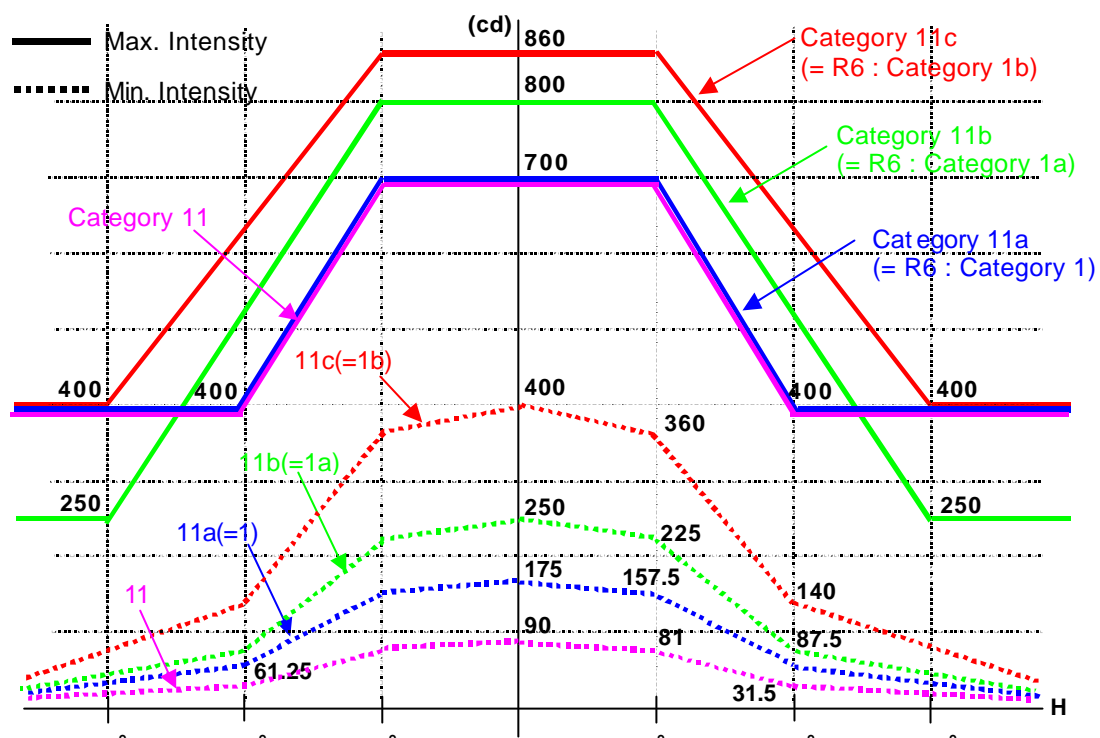
Category 11b, 11c:

- (1) delete the maximum intensity of 400cd to outside of the zone defined by the  $\pm 5$  degrees H and  $\pm 10$  degrees V.
- (2) provide the new maximum intensity requirement to the outside of the zone defined by the  $\pm 15$  degree H and  $\pm 15$  degree V (15 degrees-field).
- (3) Between the boundaries of the 15 degrees-field and the 5 degrees-field ( $\pm 5$  degrees H and  $\pm 5$  degrees V), the maximum values are increased linearly up to 800 cd (category 11b) or 860 cd (category 11c).

Category	H- V point Min. intensity (cd)	Max. intensity(cd)	
		Area	1 light source
11	90 *1	inward of H= $\pm$ 5 deg, V= $\pm$ 5 deg	700
		<b>outward of H=<math>\pm</math>10 deg, V=<math>\pm</math>10 deg</b>	<b>400</b>
11a	175 *1	inward of H= $\pm$ 5 deg, V= $\pm$ 5 deg	700
		<b>outward of H=<math>\pm</math>10 deg, V=<math>\pm</math>10 deg</b>	<b>400</b>
11b	250 *1	inward of H= $\pm$ 5 deg, V= $\pm$ 5 deg	800
		<b>outward of H=<math>\pm</math>15 deg, V=<math>\pm</math>15 deg</b>	<b>250</b>
11c	400 *1	inward of H= $\pm$ 5 deg, V= $\pm$ 5 deg	860
		<b>outward of H=<math>\pm</math>15 deg, V=<math>\pm</math>15 deg</b>	<b>400</b>

Current ECE Regulation No. 50:



Proposal for amendments to ECE Regulation No. 50:ECE Regulation No. 6, 01 series of amendments: