


UNITED NATIONS CONFERENCE ON TRADE AND DEVELOPMENT



UNITED NATIONS

CENTER FOR
INTERNATIONAL
DEVELOPMENT
HARVARD UNIVERSITY



G-24 Discussion Paper Series

How Risky is Financial Liberalization in the Developing Countries?

Charles Wyplosz

No. 14, September 2001

**UNITED NATIONS CONFERENCE ON
TRADE AND DEVELOPMENT**

**CENTER FOR INTERNATIONAL DEVELOPMENT
HARVARD UNIVERSITY**

G-24 Discussion Paper Series

**Research papers for the Intergovernmental Group of Twenty-Four
on International Monetary Affairs**



UNITED NATIONS
New York and Geneva, September 2001

Note

Symbols of United Nations documents are composed of capital letters combined with figures. Mention of such a symbol indicates a reference to a United Nations document.

*

*

*

The views expressed in this Series are those of the authors and do not necessarily reflect the views of the UNCTAD secretariat. The designations employed and the presentation of the material do not imply the expression of any opinion whatsoever on the part of the Secretariat of the United Nations concerning the legal status of any country, territory, city or area, or of its authorities, or concerning the delimitation of its frontiers or boundaries.

*

*

*

Material in this publication may be freely quoted; acknowledgement, however, is requested (including reference to the document number). It would be appreciated if a copy of the publication containing the quotation were sent to the Editorial Assistant, Macroeconomic and Development Policies Branch, Division on Globalization and Development Strategies, UNCTAD, Palais des Nations, CH-1211 Geneva 10.

UNCTAD/GDS/MDPB/G24/14

UNITED NATIONS PUBLICATION

Copyright © United Nations, 2001
All rights reserved

PREFACE

The *G-24 Discussion Paper Series* is a collection of research papers prepared under the UNCTAD Project of Technical Support to the Intergovernmental Group of Twenty-Four on International Monetary Affairs (G-24). The G-24 was established in 1971 with a view to increasing the analytical capacity and the negotiating strength of the developing countries in discussions and negotiations in the international financial institutions. The G-24 is the only formal developing-country grouping within the IMF and the World Bank. Its meetings are open to all developing countries.

The G-24 Project, which is administered by UNCTAD's Macroeconomic and Development Policies Branch, aims at enhancing the understanding of policy makers in developing countries of the complex issues in the international monetary and financial system, and at raising awareness outside developing countries of the need to introduce a development dimension into the discussion of international financial and institutional reform.

The research carried out under the project is coordinated by Professor Dani Rodrik, John F. Kennedy School of Government, Harvard University. The research papers are discussed among experts and policy makers at the meetings of the G-24 Technical Group, and provide inputs to the meetings of the G-24 Ministers and Deputies in their preparations for negotiations and discussions in the framework of the IMF's International Monetary and Financial Committee (formerly Interim Committee) and the Joint IMF/IBRD Development Committee, as well as in other forums. Previously, the research papers for the G-24 were published by UNCTAD in the collection *International Monetary and Financial Issues for the 1990s*. Between 1992 and 1999 more than 80 papers were published in 11 volumes of this collection, covering a wide range of monetary and financial issues of major interest to developing countries. Since the beginning of 2000 the studies are published jointly by UNCTAD and the Center for International Development at Harvard University in the *G-24 Discussion Paper Series*.

The Project of Technical Support to the G-24 receives generous financial support from the International Development Research Centre of Canada and the Governments of Denmark and the Netherlands, as well as contributions from the countries participating in the meetings of the G-24.

HOW RISKY IS FINANCIAL LIBERALIZATION IN THE DEVELOPING COUNTRIES?

Charles Wyplosz

*Graduate Institute of International Studies, Geneva
and Center for Economic and Policy Research, Washington, DC*

G-24 Discussion Paper No. 14

September 2001

Abstract

Financial crises now seem circumscribed to developing countries. While contagion used to spread crises among the large financial centres, it now affects developing countries on a regional basis, sometimes even mysteriously on a worldwide basis. While crises could unmistakably be linked to serious macroeconomic policy mismanagement, now they hit countries with no serious imbalances. This paper looks at the effect of domestic and external financial liberalization. Using a sample of 27 developing and developed countries, it studies the exchange market pressure and output gap effects of liberalization. The results may be summarized as follows.

First, in and by themselves, the exchange market effects of liberalization are too small to generate a crisis, but the see-saw effect on exchange market pressure can easily wrong-foot the authorities. This is primarily the case with capital account liberalization, which emerges as the most sensitive step. Second, there is evidence that the capital inflow problem is less severe and better handled in developed countries where, in particular, credit growth is better held in check. It could be that developed countries face a harsher liberalization shock because of initial conditions: capital may flow more vigorously into where it is scant and where external private indebtedness is low. Third, liberalization is found to reduce foreign exchange pressure in the long run, but is initially a source of instability, which can last for several years. Fourth, it remains surprising how little we explain of crises. The estimates barely explain some 40 per cent of exchange market pressure fluctuations. The usual indicators of policy or banking sector misbehaviour are rarely found to be significant. Financial restrictions may not be the second best response to market failures, but measures that limit the collateral damage created when those failures should not be ruled out. Fifth, if liberalization is not doing much good, it is not found to do any harm either, at least in the long run. Sixth, the immediate aftermath of liberalization is characterized by a boom, especially strong in the developing countries (nearly 15 per cent of GDP following capital account liberalization) in the case of a liberalization of the capital account. The boom is followed by a sharp contraction. The overall impact – e.g. on the output gap cumulated over 10 years – is positive in the case of the developing countries (moderately negative in the case of the developed countries).

Table of contents

	<i>Page</i>
<i>Preface</i>	<i>iii</i>
<i>Abstract</i>	<i>vii</i>
I. Introduction	1
II. Financial liberalization and crises: a brief survey	3
A. Financial restrictions and financial crises	3
B. Causality	4
III. Methodological issues	4
A. Measurement of restrictions	5
B. Exchange market pressure	5
C. Endogeneity	8
D. Data	8
IV. Exchange market pressure and liberalization	10
A. Structural estimates	10
B. Autoregressive estimation	12
C. The impact of liberalization: a simulation analysis	12
D. Conclusions	16
V. Liberalization and macroeconomic policies	16
VI. Policy implications	17
A. What have we learned?	17
B. Is liberalization worth it?	19
C. Safe liberalization	20
D. The role of international financial institutions	21
VII. Conclusion	22
<i>Appendix</i>	<i>22</i>
<i>Notes</i>	<i>23</i>
<i>References</i>	<i>23</i>

HOW RISKY IS FINANCIAL LIBERALIZATION IN THE DEVELOPING COUNTRIES?

Charles Wyplosz*

I. Introduction

Something has changed in the world of financial crises.¹ While crises could occur anywhere in the world, they now seem circumscribed to developing countries. While contagion used to spread crises among the large financial centres, it now affects developing countries on a regional basis, sometimes even mysteriously on a worldwide basis. While crises could unmistakably be linked to serious macroeconomic policy mismanagement, now they hit countries with no serious imbalances.

These changes carry profound implications. They challenge the wave of capital liberalization observed over the last decade. They affect the way developing countries carry out policy, including at the deeper, structural level. They require new thinking among the international financial institutions and in particular those of their most directly affected shareholders, the developed countries. They also affect banks and financial institutions which have moved significant parts of their activity to emerging markets.

Since the heydays of Reagan-Thatcher activism, developing countries have been encouraged to establish financial markets and integrate themselves into world markets. The reasoning behind the push is based on a straightforward implication of first economic principles: financial markets allow the proper allocation of savings to productive investment, be it at the national or international level. Financial repression discourages savings and/or encourages capital flight. Borrowing on non-market terms often results in investment spending of poor quality, since borrowers are not selected on the merit of their projects but on questionable criteria, which include particular connections with financial institutions and governments, sheer political power, or graft. Insulated financial markets prevent access to cheaper resources and are often characterized by poor competence borne out of lack of adequate competition and supervision.

All these arguments are uncontroversial, in theory. But it is by no means obvious that first economic principles apply to the real world, especially to emerging market economies, as forcefully noted by Diaz-Alejandro (1985). These principles are de-

* This paper was presented at the Technical Group Meeting (TGM) of the Group of 24, Geneva, 14–15 September 2000. The author is most grateful to Gian Maria Milesi-Ferretti, who kindly accepted to share with him his dataset on external controls and provided him with guidance for an update. The author also wishes to thank the TGM participants, in particular Dani Rodrik, for their helpful suggestions.

veloped for simple cases and based on exacting assumptions regarding the economic structure and the political environment. Some assumptions may be acceptable for some countries, but not for others. The presumed efficiency of financial markets is predicated on the existence of many intermediaries with the ability to collect and process all relevant information. It also assumes that goods markets function properly. If any of these conditions is violated, the benefits of operating large and integrated financial markets can be called in doubt.

It is well-known that, owing to a serious problem of asymmetric information (Greenwald et al., 1984)), financial markets tend to behave erratically at times. The first best response to asymmetric information is regulation and supervision. This is indeed the direction taken in the developed countries where, after several decades not free of crises, a corps of savvy and honest administrators contrive to keep the information asymmetry problem manageable. This should also be the goal pursued by the developing countries, but it takes time to reach the stage where financial markets can be freed and integrated. What can be done, in the meantime?

Two approaches have been proposed and implemented. The first one aims at a gradual process of liberalization, starting with domestic financial markets and moving cautiously on to external integration. The premise is that financial markets can only be built up gradually and that they must have achieved enough resilience to meet the risks associated with the next step before it is taken – which is matter of decades, not of months or years. This was the approach adopted in post-war Europe, where capital account liberalization was not completed until the end of the 1980s (Wyplosz, 2001). The second approach aims at a rapid, *erga omnes*, liberalization. The premise is that financial repression serves powerful private and political interests apt at thwarting serious reforms, and that only a “kick in the anthill” will unleash liberalization. This approach, which has been added to the “Washington consensus”, has been applied in a number of transition countries. Viewed from the angle of macroeconomic stability, both approaches have occasionally been followed by deep currency crises – for example, the EMS crisis of 1992/93 and the South-East Asian crisis of 1997/98. In each case, special factors have been advanced to explain the crisis seen as one of its kind, implicitly denying that the path to free markets is inherently dangerous.

The present paper asks whether financial liberalization is hazardous.² It studies the experience with

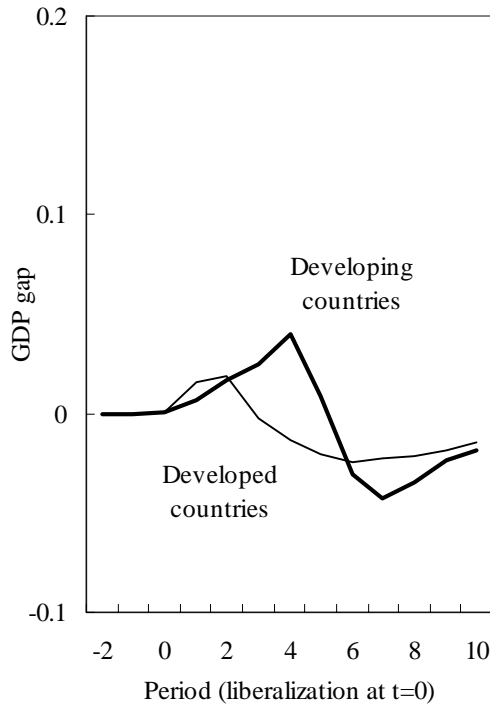
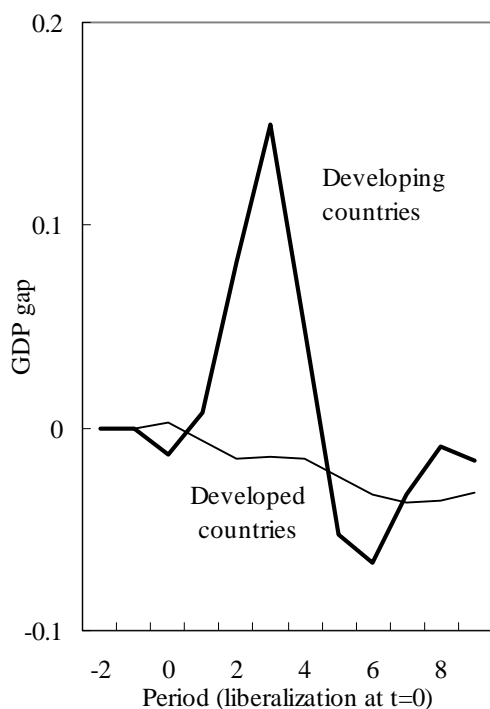
liberalization in a sample of 27 developing and developed economy, attempting to detect whether exchange rate instability, possibility culminating into a full-blown currency crisis, is a standard outcome. It adds to the existing literature in four respects. First, it moves away from the binary coding used to identify crises, thus ignoring the difference between big and small ones. Second, it takes into account both domestic and external financial restrictions. This is quite important since the sequencing literature draws a sharp distinction between these two kinds of restriction. As they often coexist, it may well be that estimates obtained using only external restrictions in fact measure the combined impact of domestic and external restrictions. Third, it looks separately at various instruments designed to restrict financial markets. Each instrument is binary-coded, thus ignoring its many shades, but the overall intensity of restriction is probably better captured than with a single binary index.³ Finally, it estimates in parallel the impact of liberalization in developed and developing countries.

These distinctions are found to matter a great deal. For example, figure 1 displays the simulated effect of liberalization on the output gap, i.e. deviations of GDP from its long-term trend (detailed explanations on the procedure are provided below). It shows that financial liberalization is considerably more destabilizing in developing countries than in developed ones. Developing countries tend to go through a boom-bust cycle, especially in the case of external liberalization.

Section II reviews the state of the debate, both the theory and accumulated evidence. Section III describes the paper’s strategy and the data used in section IV, where the effects of liberalization, domestic and external, are empirically tracked down. Exchange rate instability appears to follow financial liberalization. Surprisingly perhaps, the pressure is more in the direction of overvaluation than of undervaluation, reflecting an early surge in capital inflows. A lingering problem, in this paper as in the literature in general, is that policy may change in the wake of, or as part of, the liberalization process. If that is the case, the observed link between liberalization and currency turmoil may not be as unavoidable as the results suggest. Section V finds that fiscal discipline is systematically improved but that the surge in capital inflows seriously disturbs the conduct of monetary policy. The policy implications are developed in section VI. It is argued that liberalization may be desirable from a long-term perspective – even though the benefits have not been found to be of the first

Figure 1

GDP GAPS FOLLOWING LIBERALIZATION

Domestic financial liberalization*Capital account liberalization*

order of magnitude – but risky in the short to medium run. Consequently, careful and unhurried preparation is called for. The section also looks at the role of international financial institutions. The last section briefly concludes.

II. Financial liberalization and crises: a brief survey

A. Financial restrictions and financial crises

An abundant and rapidly growing literature explores the connection between financial liberalization and financial crises. Financial crises can be domestic (bank crashes) or external (balance-of-payments crises), or both (twin crises). Two questions are intertwined: whether financial restrictions, domestic and external, affect the probability of a crisis, or whether it is the removal of these restrictions which is a cause of crises. Drawing on the surveys by Dooley (1996) and Eichengreen et al. (1998), the following conclusions seem reasonably robust.

- Financial restrictions allow the authorities to insulate domestic interest rates. When there exist offshore markets, this effect is well documented by the emergence of an interest differential between the free off-shore and the controlled on-shore rates. The effect is also seen in unusually large domestic bid-ask spreads.
- While they generally fail to affect the volume of capital flows and their elasticity to interest rate movements, controls change the composition of flows, reducing the proportion of short-term capital.
- External controls are unable to thwart an attack on a pegged currency when the underlying policies are unsustainable. Yet, when a crisis gathers steam, external controls may provide the authorities with some breathing space to either organize a defence or realign their exchange rates.⁴
- Not all currency crises are due to bad fundamentals, i.e. macroeconomic policies which are inconsistent with an exchange rate target. A rising body of evidence suggests that crises can be self-fulfilling. Measures that slow-down market reactions may make all the difference

between a temporary turmoil and a currency meltdown.

These results concern the role of existing financial restrictions, but what about their removal, liberalization? The evidence seems to be converging to the view that liberalization contributes to both banking and currency crises. Looking at developed countries, Eichengreen et al. (1995) find that the presence of capital controls reduces the probability of a currency crisis, a result confirmed by Rossi (1999) for a sample that includes developing countries. Working with a sample of 53 developed and developing countries, Demirgüç-Kunt and Detragiache (1998a) find a strong effect on bank crises, even if the visible impact is delayed several years. Mehrez and Kaufmann (2000) find a lag of three to five years. Likewise, looking at 20 countries, Kaminsky and Reinhart (1999) conclude that currency and banking crises are “closely linked in the aftermath of financial liberalization”.

What are the channels at work? Domestic financial liberalization opens up new possibilities for the banking and financial sectors, often resulting in more risk-taking. In the absence of adequate supervision and regulation, risk-taking may easily become excessive. When the external restrictions are lifted, open external positions often emerge and become very large as capital flows in, creating a situation of high vulnerability. The related literature on capital inflows shows that large inflows tend to be followed by sudden outflows with drastic impact on the exchange rate.⁵

B. Causality

The previous results link financial liberalization and financial crises, but another strand of literature has begun to explore the links between liberalization and policy. There is little doubt that macroeconomic policies which are inconsistent with an exchange rate target eventually result in currency crises, but it could well be that financial repression encourages policy misbehaviour. This is to be expected if financial restrictions give the authorities the impression that they are shielded from financial instability, which becomes an incentive to adopt unsustainable policies. The evidence reported in Eichengreen and Mussa (1998) is compatible with this interpretation. Indeed, as confirmed recently by Aziz et al. (2000) and Kaminsky et al. (1998), high

inflation and fast credit growth are among the most reliable predictors of currency (and banking) crises.

However, the existing literature suffers from a serious lack of attention to the identification problem. The adoption of financial restrictions may well be part and parcel of an overall approach to policy making which goes well beyond macroeconomic policy. Financial liberalization may be just one of several measures taken by a reform-oriented government. In that case, liberalization can have radically different effects, depending on the accompanying measures. Recent work – surveyed by Dooley (1996) and subsequently extended by Demirgüç-Kunt and Detragiache (1998a), Edwards (2000), Mehrez and Kaufmann (2000) and Rossi (1999) – shows that the adverse effects of financial liberalization occur mainly, if not only, in countries with poor institutions, characterized by the absence of proper bank regulation and supervision, widespread corruption, and more generally poor “law and order”. This is an important observation as it suggests that liberalization does not necessarily raise the odds of a crisis; it could be that the danger comes from liberalization combined with other factors, and that the effects of other policies which were previously obscured and mitigated by financial restrictions suddenly come into the open.

III. Methodological issues

In this paper I look only at currency crises, leaving aside banking crises. On the other hand, I look at both domestic financial restraints and various external controls. The focus is on the effects of liberalization, disregarding the level of remaining on-going restrictions. The questions raised are the following:

- Does financial liberalization create financial fragility? If so, is this effect sufficient to trigger full-blown currency crises and how long is the period of increased fragility?
- Among the many instruments used to restrain financial markets, which ones are the most delicate to lift?
- Do crises in emerging markets resemble those in mature economies, and does financial liberalization produce the same effects in both emerging markets and mature economies alike?

A. *Measurement of restrictions*

Most recent empirical analyses of financial crises typically follow either of the two approaches developed by Eichengreen et al. (1995): event studies that track down the average behaviour of the variables of interest around crisis time, pooling together a large number of events, possibly using non-parametric tests to identify systematic features; and econometric estimates of how various variables affect the probability of a crisis, using panel data over large samples of countries.

While much has been learnt from this approach, two limitations are noteworthy. First, financial restrictions are captured by dummy variables, which take the value of zero in the absence of restrictions, and one if restrictions are in place. However, each generic restriction comes in many shapes, and many of them can be tuned to variable degrees of severity. This nuance is lost. Furthermore, liberalization can be a one-off event, or it can come in small installments spread over a long period of time. Several improvements have been proposed to deal with these problems: Montiel and Reinhart (1999) introduce a three-level coding allowing for an intermediate degree of restriction; Grilli and Milesi-Ferretti (1995) and Rossi (1999) look separately at several types of external constraints, each of which remains described by a (0, 1) dummy variable; Johnston (1999) considers 142 types of capital controls, aggregates them into 16 broad categories, each being coded in the usual (0, 1) fashion. The end product is a single index, the equally weighted average of the 16 categories. Thus the index is intended to capture the intensity of controls.⁶

To measure external restrictions, I adopt the approach of Grilli and Milesi-Ferretti (1995), using and updating to 1998 their dataset. This set carries two important advantages. First, the range of controls considered by Grilli and Milesi-Ferretti is wider than other published single (0, 1) indices; it includes four components: current account restrictions, capital account restrictions, export surrender requirements and multiple exchange rates.⁷ Second, in contrast with Johnston's procedure which imposes equal weights to each category of control, the use of separate indices let the data choose their own weights.

As far as domestic financial restrictions are concerned, usable information is not available for a large number of countries. Demirgüç-Kunt and Detragiache (1998b) use information on domestic

interest rate liberalization to produce an index which records the beginning of the process for 53 developing and developed countries; Mehrez and Kaufmann (2000) use a wider range of indicators, mostly drawn from Demirgüç-Kunt and Detragiache (1998b) and Williamson and Mahar (1998). While interest rate controls indeed constitute the crucial component of most domestic financial restrictions, many countries where interest rates are free still resort to various other important restrictions, such as directed credit or lack of entry and competition in the banking sector. I use the information in all three papers to build my own index of domestic financial restrictions. I allow for partial restrictions depending on the range of controls in place, so that the index takes intermediate values between 0 and 1; it is presented in table 1.⁸

B. *Exchange market pressure*

The studies reviewed above typically identify crises with a (0, 1) dummy variable. They then proceed to estimate the probability of a crisis occurring. While some authors use narrative reports to identify crises, most of them compute an index of exchange market pressure and determine a cut-off point (usually 1.5 or 2 standard deviations from the sample mean) to identify a crisis. The cut-off is necessarily arbitrary, even though the results are usually shown to be reasonably robust to changes in the chosen threshold.

The binary nature of the crisis index carries two serious drawbacks. First, crises rarely occur suddenly. More often, pressure builds up over months, if not years. This information is lost, especially as it is customary to follow Eichengreen et al. (1995) in imposing exclusion windows which eliminate the two or three years that follow a crisis year. The depth and length of the crisis is thus lost. Second, the literature on capital flows reports that liberalization is often followed by substantial inflows, which also exert pressure on the exchange market, but in the direction of an appreciation. In some cases, but not all, these inflows are followed after relative long lags by outflows, some of which culminate in a crisis. This information is precious and needs to be taken into account if we wish to draw a complete picture of the effects of liberalization.

For these reasons, I do not work with a crisis index but with the underlying foreign exchange market pressure index. This index is built by combining

Table 1

INDEX OF DOMESTIC FINANCIAL RESTRAINT														
	<i>Argentina</i>	<i>Australia</i>	<i>Austria</i>	<i>Belgium</i>	<i>Brazil</i>	<i>Chile</i>	<i>Colombia</i>	<i>Ecuador</i>	<i>Egypt</i>	<i>France</i>	<i>India</i>	<i>Indonesia</i>	<i>Israel</i>	<i>Italy</i>
1973	1.00	1.00	0.50	1.00	1.00	1.00	1.00	1.00	1.00	1.00	1.00	1.00	1.00	0.67
1974	1.00	1.00	0.50	1.00	1.00	0.33	1.00	1.00	1.00	1.00	1.00	1.00	1.00	0.67
1975	1.00	1.00	0.50	1.00	1.00	0.33	1.00	1.00	1.00	1.00	1.00	1.00	1.00	0.67
1976	1.00	1.00	0.50	1.00	0.67	0.33	1.00	1.00	1.00	1.00	1.00	1.00	1.00	0.67
1977	0.00	1.00	0.50	0.67	0.67	0.33	1.00	1.00	1.00	1.00	1.00	1.00	1.00	0.67
1978	0.00	1.00	0.50	0.67	0.67	0.33	1.00	1.00	1.00	1.00	1.00	1.00	1.00	0.67
1979	0.00	1.00	0.50	0.67	1.00	0.67	1.00	1.00	1.00	1.00	1.00	1.00	1.00	0.67
1980	0.00	1.00	0.00	0.67	1.00	0.67	0.67	1.00	1.00	1.00	1.00	1.00	1.00	0.67
1981	0.00	1.00	0.00	0.67	1.00	0.67	0.67	1.00	1.00	1.00	1.00	1.00	1.00	0.67
1982	0.67	0.67	0.00	0.67	1.00	0.67	0.67	1.00	1.00	1.00	1.00	1.00	1.00	0.67
1983	0.67	0.67	0.00	0.67	1.00	0.67	0.67	1.00	1.00	1.00	1.00	0.33	1.00	0.33
1984	0.67	0.67	0.00	0.67	1.00	0.67	0.67	1.00	1.00	0.00	1.00	0.33	1.00	0.33
1985	0.67	0.33	0.00	0.67	1.00	0.67	0.67	1.00	1.00	0.00	1.00	0.33	1.00	0.33
1986	0.67	0.33	0.00	0.67	1.00	0.67	0.67	0.50	1.00	0.00	1.00	0.33	1.00	0.67
1987	0.33	0.00	0.00	0.67	1.00	0.67	0.67	0.50	1.00	0.00	1.00	0.33	1.00	0.67
1988	0.33	0.00	0.00	0.33	1.00	0.67	0.67	0.50	1.00	0.00	1.00	0.00	1.00	0.33
1989	0.33	0.00	0.00	0.33	0.67	0.33	0.67	0.50	1.00	0.00	1.00	0.00	1.00	0.33
1990	0.33	0.00	0.00	0.33	0.67	0.33	0.33	0.50	1.00	0.00	1.00	0.00	0.33	0.33
1991	0.33	0.00	0.00	0.33	0.33	0.00	0.33	0.50	0.33	0.00	1.00	0.00	0.33	0.33
1992	0.33	0.00	0.00	0.33	0.33	0.00	0.33	0.33	0.00	0.00	1.00	0.00	0.33	0.00
1993	0.00	0.00	0.00	0.00	0.33	0.00	0.33	0.33	0.00	0.00	0.50	0.00	0.33	0.00
1994	0.00	0.00	0.00	0.00	0.33	0.00	0.00	0.33	0.00	0.00	0.33	0.00	0.33	0.00
1995	0.00	0.00	0.00	0.00	0.33	0.00	0.00	0.00	0.00	0.00	0.33	0.00	0.33	0.00
1996	0.00	0.00	0.00	0.00	0.33	0.00	0.00	0.00	0.00	0.00	0.33	0.00	0.33	0.00
1997	0.00	0.00	0.00	0.00	0.33	0.00	0.00	0.00	0.00	0.00	0.33	0.00	0.33	0.00
1998	0.00	0.00	0.00	0.00	0.33	0.00	0.00	0.00	0.00	0.00	0.33	0.00	0.33	0.00
1999	0.00	0.00	0.00	0.00	0.33	0.00	0.00	0.00	0.00	0.00	0.33	0.00	0.00	0.00

/...

Table 1 (continued)

INDEX OF DOMESTIC FINANCIAL RESTRAINT													
	Japan	Korea (Rep. of)	Malaysia	Mexico	New Zealand	Peru	Philip- pines	South Africa	Sri Lanka	Thailand	Turkey	United Kingdom	Venezuela
1973	1.00	1.00	1.00	1.00	1.00	1.00	1.00	0.67	1.00	1.00	1.00	0.67	1.00
1974	1.00	1.00	1.00	1.00	1.00	1.00	1.00	0.67	1.00	1.00	1.00	0.67	1.00
1975	1.00	1.00	1.00	1.00	1.00	1.00	1.00	0.67	1.00	1.00	1.00	0.67	1.00
1976	1.00	1.00	1.00	1.00	0.67	1.00	1.00	1.00	1.00	1.00	1.00	0.67	1.00
1977	1.00	1.00	1.00	1.00	0.67	1.00	1.00	1.00	1.00	1.00	1.00	0.67	1.00
1978	1.00	1.00	0.50	1.00	0.67	1.00	1.00	1.00	1.00	1.00	1.00	0.67	1.00
1979	0.67	1.00	0.50	1.00	0.67	1.00	1.00	1.00	0.33	1.00	1.00	0.33	1.00
1980	0.67	1.00	0.50	1.00	0.67	1.00	1.00	0.33	0.33	0.67	0.33	0.33	1.00
1981	0.67	1.00	0.50	1.00	1.00	1.00	1.00	0.33	0.33	0.67	0.33	0.33	1.00
1982	0.67	1.00	0.50	1.00	1.00	1.00	0.33	0.33	0.33	0.67	0.33	0.33	1.00
1983	0.67	1.00	0.50	1.00	1.00	1.00	0.33	0.33	0.33	0.67	0.33	0.33	1.00
1984	0.67	1.00	0.50	1.00	0.33	1.00	0.33	0.33	0.33	0.67	0.33	0.33	1.00
1985	0.67	1.00	0.50	1.00	0.00	1.00	0.33	0.33	0.33	0.67	0.33	0.33	1.00
1986	0.67	0.67	0.50	1.00	0.00	1.00	0.33	0.33	0.33	0.33	0.33	0.33	1.00
1987	0.67	0.67	0.50	1.00	0.00	1.00	0.33	0.33	0.33	0.33	0.33	0.33	1.00
1988	0.67	0.67	0.50	1.00	0.00	1.00	0.33	0.33	0.33	0.33	0.33	0.33	1.00
1989	0.67	0.67	0.50	0.67	0.00	1.00	0.33	0.33	0.33	0.33	0.00	0.33	1.00
1990	0.67	0.67	0.50	0.67	0.00	1.00	0.33	0.00	0.33	0.33	0.00	0.33	1.00
1991	0.33	0.67	0.00	0.00	0.00	0.67	0.33	0.00	0.33	0.33	0.00	0.33	0.33
1992	0.33	0.67	0.00	0.00	0.00	0.33	0.33	0.00	0.33	0.00	0.00	0.33	0.33
1993	0.00	0.67	0.00	0.00	0.00	0.00	0.00	0.00	0.33	0.00	0.00	0.33	0.33
1994	0.00	0.67	0.00	0.00	0.00	0.00	0.00	0.00	0.33	0.00	0.00	0.00	0.67
1995	0.00	0.33	0.00	0.00	0.00	0.00	0.00	0.00	0.33	0.00	0.00	0.00	0.67
1996	0.00	0.00	0.00	0.00	0.00	0.00	0.00	0.00	0.33	0.00	0.00	0.00	0.33
1997	0.00	0.00	0.00	0.00	0.00	0.00	0.00	0.00	0.33	0.00	0.00	0.00	0.33
1998	0.00	0.00	0.00	0.00	0.00	0.00	0.00	0.00	0.33	0.00	0.00	0.00	0.33
1999	0.00	0.00	0.00	0.00	0.00	0.00	0.00	0.00	0.33	0.00	0.00	0.00	0.33

Source: Demigürç-Kunt and Detriagache (1998a), Mehrez and Kaufmann (2000), Wyplosz (2000).

the change in the exchange rate and the loss of foreign exchange reserves, with weights inversely proportional to each variable's sample standard deviation:

Exchange market pressure index =

$$\frac{1}{\sigma^E} \frac{\Delta E}{E} - \frac{1}{\sigma^R} \left[\frac{\Delta R}{R} - \frac{\Delta R_i}{R_i} \right]$$

where E is the nominal exchange rate (vis-à-vis the US dollar for all countries, except European countries for which the exchange rate is defined vis-à-vis the deutsche mark), and R and R_i are the levels of foreign exchange reserves in the relevant country and the base country (the United States or Germany), respectively, and σ^E and σ^R the sample standard deviations.⁹ The higher is the index, the more the exchange rate depreciates, or the more reserves are being expended to protect the exchange rate, or a combination of both.¹⁰

The index is computed with monthly data from *IMF International Financial Statistics* (IFS). In order to capture the notion of mounting pressure, in one direction or the other, the index is next cumulated over the previous 12 months. Figure 2 depicts the behaviour of the cumulated index for the countries belonging to the sample used in the econometric applications of the next section (for which the index is converted to annual frequency by averaging the monthly series). It reveals indeed that pressure frequently rises for a while before suddenly climbing and then receding abruptly, presumably once the exchange rate target has been changed or abandoned. My main objective is to determine whether financial liberalization plays any role at all in this evolution.

C. Endogeneity

The standard procedure in the literature reviewed above is to look for a list of variables which predict crises and to check for the marginal significance of financial restriction indices. This procedure

assumes that both the variables used as predictors and the controls are exogenous to crises. That assumption is unwarranted. For example, in the case of Brazil, Cardoso and Goldfajn (1998) find that the controls are endogenous to crises, i.e. that the authorities frequently resort to controls, or tighten existing ones, when exchange market pressure builds up, or even once the crisis has erupted. Similarly, several of the predictor variables may themselves react to the mounting pressure. This is likely to be the case of such popular variables as the ratio of money supply to foreign exchange reserves, inflation or credit growth. Some authors attempt to instrument these variables, but Demirgüç-Kunt and Detragiache (1998a) report that the instruments are typically not efficient.

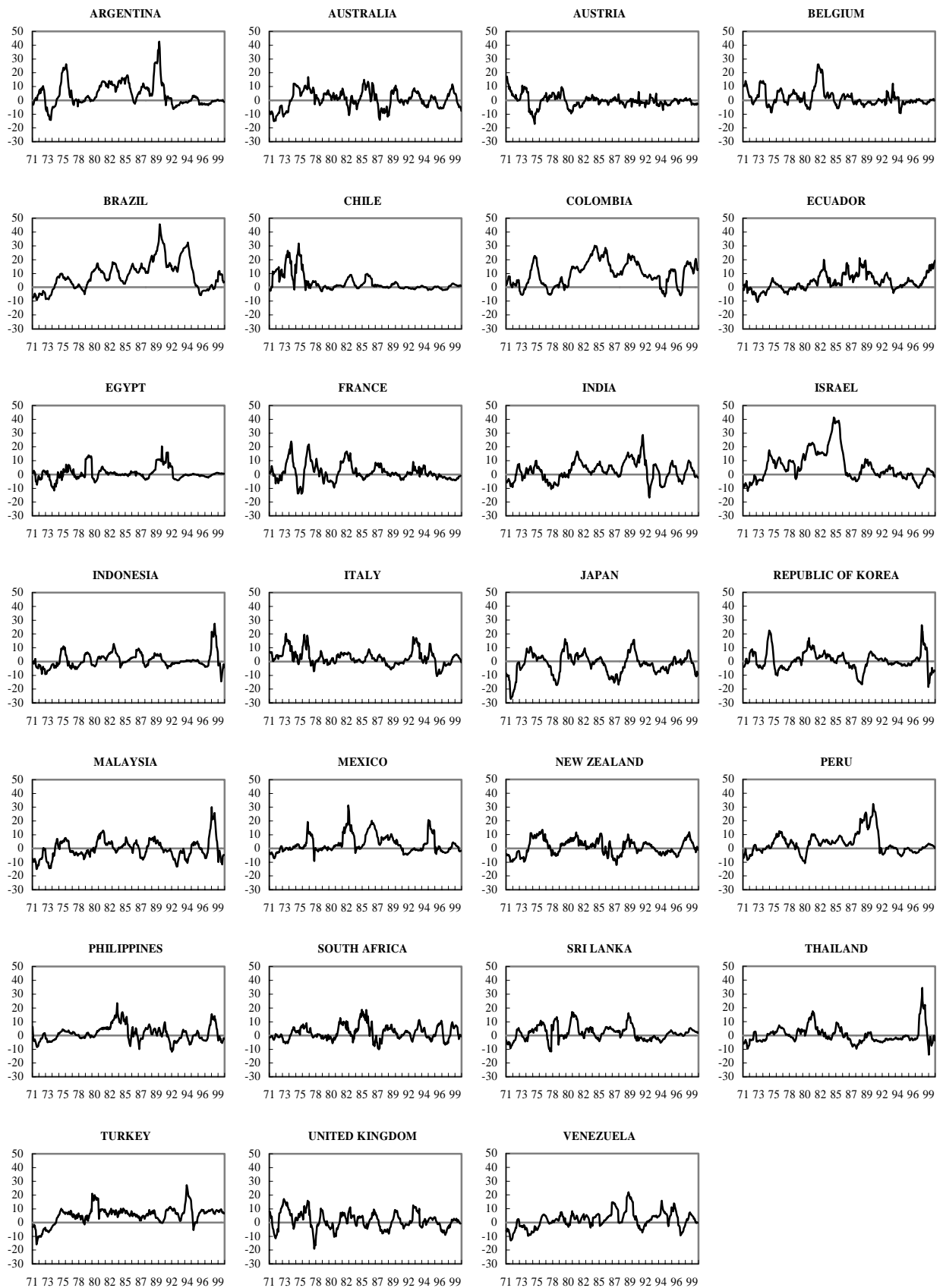
In the absence of appropriate instruments,¹¹ I adopt two approaches: firstly, I use the standard approach, omitting the most obviously endogenous variables and using only lagged regressors to explain the exchange market pressure index; secondly, as a test of robustness of the previous results, I estimate an autoregressive model of the exchange market pressure index with lags of the financial restriction variables.

D. Data

The choice of the sample is dictated by data availability. The list of countries is determined by the domestic financial restriction variable (see section III.A). The list includes eight developed countries (Australia, Austria, Belgium, France, Italy, Japan, New Zealand and the United Kingdom) and 19 developing, mostly emerging market, countries (Argentina, Brazil, Chile, Colombia, Ecuador, Egypt, India, Indonesia, Israel, Malaysia, Mexico, Peru, Philippines, Republic of Korea, South Africa, Sri Lanka, Thailand, Turkey and Venezuela). The periodicity is annual¹² and the sample period 1977–1999 is also dictated by data availability. Except for the financial restrictions variables described above, all data are drawn from the IFS CD-ROM.

Figure 2

INDEX OF FOREIGN EXCHANGE MARKET PRESSURE



IV. Exchange market pressure and liberalization

An important aspect of the present inquiry concerns the relative timing of liberalization and subsequent currency turmoil. As a consequence, particular attention is paid to allow for lags, possibly long ones. Since this approach requires large samples and neither the number of available country observations nor the length of the sample allows for pure cross-country or pure time-series estimations, I resort to panel data estimation. I allow for fixed effects (not reported) and use a GLS (generalized least squares) estimator to take into account the possibility of cross-section heteroskedasticity. In addition, the coefficients for developing countries are allowed to differ from those for developed countries by interacting a developing country dummy with all right hand-side variables. Due to missing observations, the panel is not balanced.

Dynamic panel data estimation with lagged dependent variables is known to be inconsistent (Nickell, 1981). In reviewing the various procedures proposed to deal with the problem, Kiviet (1995) notes that the bias is likely to be small if the true autoregressive term is small. Although the bias is negative, so that the results underestimate the true coefficient, I have found low autoregression and limited the investigation to least squares procedures. Other approaches are on the research agenda.

A. *Structural estimates*

The literature on leading indicators of crisis has produced a list of variables that seem to consistently do well in explaining past currency and/or banking crises in both developing and developed countries. The list includes inflation, credit growth, real GDP growth, exchange rate overvaluation, foreign direct investment, the terms of trade and measures of financial markets depth or fragility, such as the ratio M2/foreign exchange reserves or exposure to foreign liabilities. The first strategy is to estimate a “structural model” of exchange rate pressure, using the above potential explanatory variables. I add some variables that theory suggests could be there (the current account and budget balances) but have rarely been found relevant. On the other side, I exclude some obviously endogenous variables (those that include foreign exchange reserves since this is used to build up the pressure index, the terms of trade in-

dex which tends to move closely with the exchange rate), even though they have been reported to enter significantly. The list and definition of variables is given in the appendix.

The procedure was to start with four lags of all variables, including the regress, and then to eliminate all variables significant at less than 20 per cent, and then all variables significant at less than 10 per cent. In a second stage, the five variable measuring restrictions (domestic financial restrictions, current account restrictions, capital account restrictions, export surrender requirements and multiple exchange rates) were introduced, each with four lags, and the same elimination procedure was repeated for these variables, keeping those which are significant at the 10 per cent confidence level.

Table 2 presents the results, displaying in the first column the estimates without the financial restriction variables, and in the second column the estimates obtained using the financial restriction variables which are displayed in the third column. Most of the coefficients remain virtually unchanged when the financial restriction variables are added, although the precision declines in some cases (mainly for the overvaluation and banks’ external position variables) suggesting the possibility that these variables respond endogenously to the presence of financial restrictions.¹³

The most clearly significant measures of financial restrictions are those related to domestic financial and current account restrictions, especially capital controls, with little evidence regarding export surrender and multiple exchange rates. However, a positive coefficient means that the relevant variable increases market pressure, suggesting that restrictions are counter-productive in terms of shielding the balance of payments. Such “perverse” coefficients are found for each restriction index at some but not all lags, which suggests a complicate time profile of effects.

The hypothesis that the coefficients are the same for developing and developed countries is strongly rejected. This suggests that financial restrictions may operate differently when countries differ. This result is not surprising in the light of previous studies which report the importance of institutions and political characteristics (see section II). Given the complex dynamic interactions suggested by the pattern of signs, the effects of liberalization are better studied with the help of simulations, which is done in section C below.

Table 2

STRUCTURAL ESTIMATION				
<i>Dependent variable: Exchange market pressure</i>				
<i>Method: GLS (cross-section weights)</i>				
<i>Variable (lag)</i>	<i>Coef.</i> <i>(t-Stat.)</i>	<i>Coef.</i> <i>(t-Stat.)</i>	<i>Variable (lag)</i>	<i>Coef.</i> <i>(t-Stat.)</i>
Exchange market pressure(-1)	0.162** 3.959	0.152** 3.389	Domestic restrictions(-2)	4.717** 4.013
Exchange market pressure(-2)	-0.200** -4.746	-0.228** -4.594	Domestic restrictions(-3)	-7.837** -5.610
Inflation(-1)	-0.334** -2.937	-0.432** -4.479	Domestic restrictions(-4)	2.936* 2.007
Inflation(-2)	0.435** 3.856	0.503** 4.640	LDC*Domestic restrictions(-2)	-2.458 -1.058
LDC*Inflation(-1)	0.335** 2.939	0.433** 4.484	LDC*Domestic restrictions(-3)	8.139** 2.909
LDC*Inflation(-2)	-0.438** -3.893	-0.505** -4.668	LDC*Domestic restrictions(-4)	-2.307 -0.949
Exchange rate misalignment(-1)	5.377** 4.265	3.513* 2.111	Current account restrictions(-1)	-2.034 -1.374
Exchange rate misalignment(-2)	-7.046** -5.825	-5.253** -3.419	Current account restrictions(-4)	4.155** 4.296
GDP Growth(-3)	-87.467** -6.364	-88.413** -6.032	LDC*Current account restrictions(-1)	3.063* 1.946
Foreign direct investment(-4)	0.001** 2.574	0.000* 2.408	LDC*Current account restrictions(-4)	-2.951* -2.391
LDC*Foreign direct investment(-1)	-0.004* -2.201	-0.004* -2.052	Capital account restrictions(-1)	1.061 1.344
LDC*Foreign direct investment(-4)	-0.001 -1.824		Capital account restrictions(-2)	-2.933** -3.165
External position(-2)	0.426** 4.181	0.301* 2.466	Capital account restrictions(-3)	1.024 1.217
External position(-4)	-0.441** -4.218	-0.314** -2.848	LDC*Capital account restrictions(-1)	-1.081 -0.906
LDC*External position(-4)	0.696** 3.337	0.618** 3.004	LDC*Capital account restrictions(-2)	8.678** 4.410
Current account(-1)	-47.649** -8.627	-50.398** -8.692	LDC*Capital account restrictions(-3)	-2.570 -1.365
Current account(-3)	31.047** 3.401	32.155** 3.831	Export surrender(-3)	4.432** 3.252
LDC*Current account(-3)	-36.314** -3.200	-44.955** -4.214	Export surrender(-4)	-2.495 -1.791
			LDC*Export surrender(-3)	-5.055** -3.334
			LDC*Export surrender(-4)	2.530 1.563
			Multiple exchange rates(-1)	2.870 1.708
N. observations	462	429	Multiple exchange rates(-2)	-3.067**
Sample	1975–99	1977–99	Multiple exchange rates(-4)	-2.407 -2.000 -1.790
			LDC*Multiple exchange rates(-1)	-3.786 -1.087
Weighted Statistics			LDC*Multiple exchange rates(-2)	3.407
Adjusted R-squared	0.486	0.455	LDC*Multiple exchange rates(-4)	1.025
S.E. of regression	4.412	4.359		2.355
F-statistic	23.283	10.102		1.312
Durbin-Watson stat	1.989	1.972		

Source: See the appendix for sources and definitions.

Note: White heteroskedasticity-consistent standard errors and covariance.

** (*): Significant at the 1 per cent (5 per cent) confidence level.

B. Autoregressive estimation

As a check on the previous results, this section presents “non-structural” estimates, omitting the standard variables displayed in columns 1 and 2 of table 2. The exchange market pressure index is regressed on its own lags and on the lags of the five restriction indices. In order to allow for the slow effects often reported in the literature, the regression allows for six yearly lags. Developing country-specific effects have been tested and retained when significant at the 5 per cent confidence level. The estimation results are presented in table 3.

As in the structural regression, a positive sign indicates that the restriction weakens the currency and, with the exception of exports surrender, each of the restrictions under study significantly displays such an effect at least at some lag. The results also confirm the previous finding that developing countries react differently to restrictions, again with the exception of export surrender requirements. Finally, the time-pattern of responses varies greatly and in a complex way, which is best analysed via simulations.

C. The impact of liberalization: a simulation analysis

This section investigates the effects of liberalization on the index of exchange market pressure, using the two estimated models presented in sections A and B above. In each case the model is simulated with all five restrictions in place, and then with one restriction relaxed at a time from period 0 onwards. Figure 3 displays the differences between these two simulations using the “structural model” estimates of table 2; figure 4 uses the “autoregressive model” estimates shown in table 3. Each chart can be interpreted as showing the effect of lifting the restriction under consideration. A positive number indicates that the liberalization move increases exchange market pressure. In each case the chart displays the simulated impact in both the developing (with the dummy variable LDC set at 1) and the developed countries (the dummy is set at 0).¹⁴

Four main observations emerge:

- (i) The predictions from the two models are broadly similar, but not identical. These differences serve as a healthy reminder that our knowledge of the effects of financial restric-

tions is rather rudimentary. That conclusion ought to be kept in mind as we draw policy implications.

- (ii) The simulated effects rarely exceed the exchange market pressure’s sample standard deviation, which stands at about 6. Thus, it cannot be asserted that liberalization *per se* causes currency crises. Still, it can be a contributing factor.
- (iii) It takes many years for the effects to stabilize. Liberalization measures typically work themselves out over about five to six years, often swiftly oscillating between reducing and increasing exchange market pressure. Liberalization appears as a long-lasting source of exchange market instability.
- (iv) The effects of liberalization differ markedly between developing and developed countries, both in the short and in the long run. In the long run, liberalization tends to strengthen developing country currencies; in the short run, the effect is markedly stronger and more variable in the developing countries.

The more detailed analysis that follows is based on figure 4:

- *Domestic financial liberalization:* Exchange market pressure lessens immediately, and further declines for several years. All along, the broad pattern is similar in both sets of countries but the beneficial effect is stronger in developing economies. This result presumably corresponds to the capital inflows frequently observed in the aftermath of liberalization as described, for example, in Calvo et al. (1996) or Hausmann and Rojas-Suarez (1996).
- *Current account liberalization:* In the developing countries, following short-lived inflows, current account liberalization results in heightened exchange market pressure, which does not vanish in the long run. The effect is small, however, and not confirmed in figure 3, suggesting little impact.
- *Capital account liberalization:* For the developing countries, the simulation suggests sizeable capital inflows over the first five years following capital liberalization, a pattern confirmed in figure 2 and in line with direct observation. This is followed by a sharp reversal which lasts

Table 3

AUTOREGRESSION ESTIMATES			
<i>Dependent variable: Index of exchange market pressure</i>			
<i>Method: GLS (cross-section weights)</i>			
<i>Variable (lag)</i>	<i>Coef. (t-Stat.)</i>	<i>Variable (lag)</i>	<i>Coef. (t-Stat.)</i>
Exchange market pressure(-1)	0.258** 4.822	Capital account restrictions(-1)	-0.280 -0.435
Exchange market pressure(-2)	-0.443** -6.757	Capital account restrictions(-2)	-0.624 -0.715
Exchange market pressure(-3)	-0.025 -0.538	Capital account restrictions(-3)	0.149 0.127
Exchange market pressure(-4)	-0.187** -4.727	Capital account restrictions(-4)	0.272 0.230
Exchange market pressure(-5)	0.037 1.039	Capital account restrictions(-5)	-2.734** -2.689
Exchange market pressure(-6)	-0.080* -2.510	Capital account restrictions(-6)	3.888** 4.473
LDC*Exchange market pressure(-2)	0.402** 4.931	LDC*Capital account restrictions(-2)	4.448** 2.851
Domestic restrictions(-1)	2.770* 2.489	LDC*Capital account restrictions(-5)	5.546* 2.537
Domestic restrictions(-2)	0.470 0.339	LDC*Capital account restrictions(-6)	-6.437** -2.903
Domestic restrictions(-3)	-0.919 -0.689	Export surrender(-1)	-0.464 -0.711
Domestic restrictions(-4)	-0.251 -0.183	Export surrender(-2)	1.087 1.392
Domestic restrictions(-5)	-0.507 -0.378	Export surrender(-3)	0.652 0.681
Domestic restrictions(-6)	2.548* 2.360	Export surrender(-4)	-0.013 -0.014
Current account restrictions(-1)	-1.414 -1.407	Export surrender(-5)	1.330 1.101
Current account restrictions(-2)	-1.185 -1.580	Export surrender(-6)	-3.055* -2.505
Current account restrictions(-3)	-1.172 -1.630	Multiple exchange rates(-1)	4.505** 3.141
Current account restrictions(-4)	1.877** 2.680	Multiple exchange rates(-2)	-2.517* -1.945
Current account restrictions(-5)	1.842 1.671	Multiple exchange rates(-3)	-1.408 -1.234
Current account restrictions(-6)	0.610 0.845	Multiple exchange rates(-4)	-1.389 -1.263
LDC*Current account restrictions(-1)	2.822* 2.144	Multiple exchange rates(-5)	1.555 1.732
LDC*Current account restrictions(-5)	-4.293** -3.922	Multiple exchange rates(-6)	-0.993 -1.622
		LDC*Multiple exchange rates(-1)	-4.044* -2.188
Weighted Statistics		LDC*Multiple exchange rates(-3)	4.026** 3.326
Adjusted R-squared	0.358		
S.E. of regression	4.913		
F-statistic	8.927	N. observations	563
Durbin-Watson stat	2.006	Sample	1979-99

Note: White heteroskedasticity-consistent standard errors and covariance.

** (*): Significant at the 1 per cent (5 per cent) confidence level.

Figure 3

SIMULATED EFFECTS OF LIBERALIZATION ON THE EXCHANGE MARKET PRESSURE INDEX

Structural model

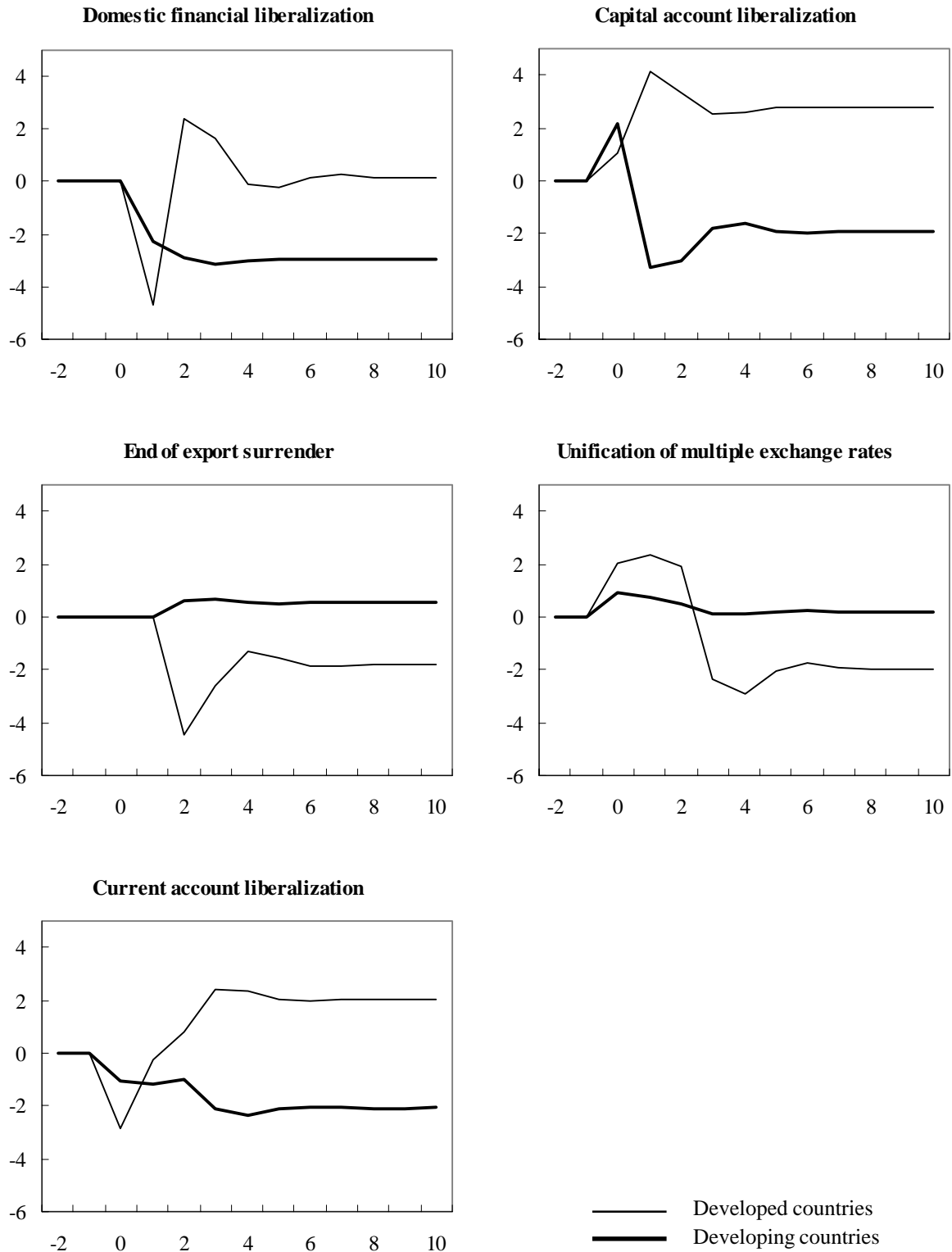
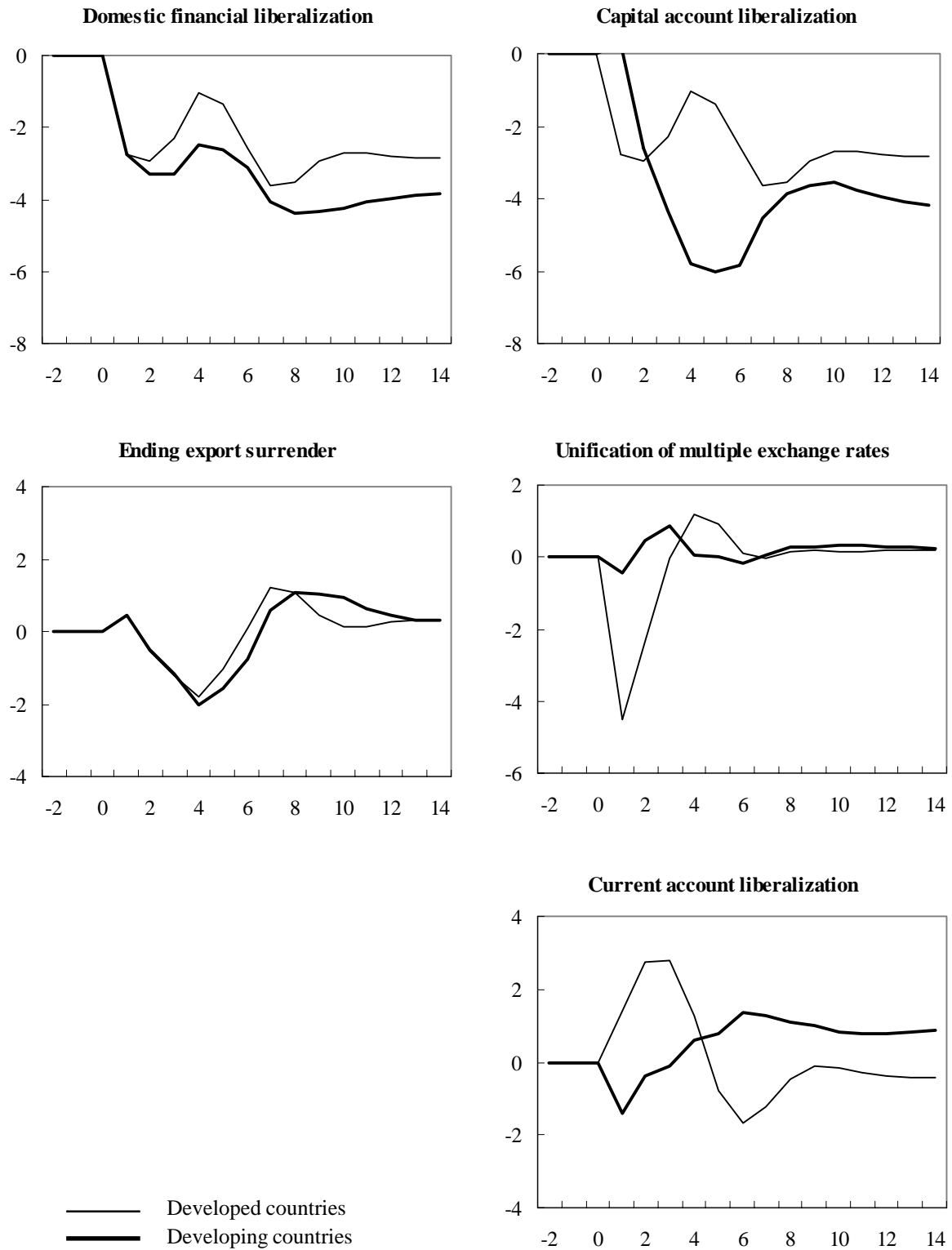


Figure 4

SIMULATED EFFECTS OF LIBERALIZATION ON THE EXCHANGE MARKET PRESSURE INDEX

Autoregressive model



for another five years. Possible reasons for this reversal are investigated below in section V. The pattern for developed countries is similar but much weaker, with no clear reversal.

- *Other external account liberalization steps:* The lifting of measures that compel exporters to turn their foreign currency receipts to the authorities within a specified period, and occasionally at a specific non-market exchange rate, triggers capital inflows which are reversed within four years, with little apparent difference between developing and developed countries. The lifting of a related restriction, multiple exchange rates that typically separate out current and financial account transactions, is found not to affect much exchange market pressure.

D. Conclusions

The evidence comforts several views, which are often seen as contradictory:

- The restrictions whose lifting produces sizeable exchange market pressure effects are those that affect the domestic financial markets and the capital account. The other liberalization moves appear as quite innocuous.
- For the two main restrictions, the long-run effect of liberalization on exchange markets is positive (less pressure or a tendency to appreciate). The long-run effects are negligible for the other restrictions. The standard “textbook” presumption that liberalization helps in the long run is borne out by the present results.
- The effects of liberalization are systematically more sizeable in developing than in developed countries. This could reflect the fact that in developing countries the restrictions were initially more severe. This interpretation cannot be tested, however, given that I am using a binary index. The “bang per buck” effect might be constant, again in line with standard “textbook” analysis.
- The short-run effect on exchange market pressure is also favourable, but a reversal tends to occur after a few years. This result matches well the observation of capital inflow surges following comprehensive liberalization, as well as the

tendency towards a subsequent reversal. This is in line with our understanding of the dangers of sizeable inflows.

- Focusing on the all-important capital account liberalization, while the exchange market pressure effects remain favourable in comparison with the pre-liberalization period, the delayed reversal is sizeable. It is not powerful enough to trigger a crisis on its own, but the magnitude is such that it can make all the difference between moderate pressure and a full-blown crisis. This comforts both those who claim that capital controls are not enough to thwart a looming crisis and those who claim that the controls can be a useful additional instrument.

V. Liberalization and macroeconomic policies

How to interpret the different effects of liberalization in developing and developed countries? It could be related to the depth of pre-existing restrictions, but also to post-liberalization macroeconomic policies. In line with most of the existing literature, lacking valid instruments, I have not dealt with the possible endogeneity of the variables used to explain exchange market pressure, in particular those that represent macroeconomic policies. This section tackles the issue somewhat differently: it asks whether policy systematically changes in the wake of financial liberalization.

A good starting point is the widespread evidence – indirectly confirmed above – of sizeable capital flows in the aftermath of financial markets liberalization. The policy response to large capital inflows is fraught with dangers, as shown by Calvo et al. (1996). Inaction leads to rapid money growth, overheating and inflation. Sterilization works for a while, but it is an unsustainable response given rapidly growing quasi-fiscal costs. Allowing the exchange rate to appreciate may result in overvaluation and a deepening current account deficit, which undermines confidence in the currency and eventually leads to lethal reversals. Since the reversals are found to be deeper in developing than in developed countries, a plausible interpretation is that policy relaxation is more pronounced in the former group of countries.

To investigate this possibility, let us look at three policy variables: (i) the deviation of the real exchange

rate from its trend, a measure of misalignment; (ii) credit growth, a measure of monetary policy in the presence of capital flows; and (iii) the budget surplus. Each of these three variables is regressed on its own lags and on lags of the five restriction indicators. As before, I use a dummy variable to allow for different coefficients for developing and developed countries. To avoid data-mining, six lags are allowed and no weeding out of statistically insignificant regressors is attempted. The results – not reported here – indicate that the restriction indicators matter at least at some lags, and that there exist significant differences between the developing and developed countries. These results are used to simulate the behaviour of the three policy indicators following liberalization. The results for domestic and current account liberalization are displayed in figure 5.

Does policy reaction explain the observed aftermath of liberalization? Starting with domestic financial liberalization in developing countries, the exchange rate initially appreciates moderately (being overvalued by about 5 per cent) and then depreciates deeply (reaching an overvaluation of some 20 per cent). This result may seem to be at odds with the turnaround in exchange market pressure depicted in figure 3. A possible reconciliation runs as follows. Following domestic financial liberalization, interest rates – which typically were administered and kept low – rise. This rise keeps in check a pick-up in credit growth, which is indeed found to remain moderate (peaking at 1.5 per cent). Along with a restrictive fiscal policy stance – the budget balance increases by about 2 per cent of GDP, which leads to an economic slowdown and exerts a moderating influence on inflation. The evidence provided in section VI.B bears that interpretation out.

Looking next at capital account liberalization in the developing countries, the combination of a huge real appreciation and buoyant credit growth for several years bears all the signs of destabilizing capital inflows. The traditional recipe, a reinforcement of budgetary discipline, is found to be applied but it fails to check the overheating, which may explain the subsequent increase in exchange market pressure noted in figure 2.

The evidence on policy is both reassuring and disquieting. There is no indication that, on average, developing countries relax policy discipline in the wake of domestic or capital account liberalization. Yet, the inflows that follow external liberalization prove hard to cope with. All three margins – partly sterilized interventions, exchange rate appreciation

and fiscal tightening – are being used, but only seem to delay and limit the reversal in exchange market pressure that sets in a few years down the road.

VI. Policy implications

A. *What have we learned?*

Views on the role and effect of financial restriction differ sharply. Proponents of restrictions point to destabilizing speculation. Opponents find restrictions self-defeating and ultimately counter-effective. Interestingly, the results presented here suggest that these two views need not be mutually exclusive. What are the implications?

First, if financial restrictions shield the foreign exchange markets from speculative pressure, what are the risks of liberalization? The view that restrictions cannot prevent the collapse of an exchange rate target when the underlying macroeconomic policies are unsustainable is borne out by the present results. But these results also vindicate those who claim that liberalization opens up a window of fragility that can last several years. In and by themselves, the exchange market effects of liberalization are too small to generate a crisis, but the see-saw effect on exchange market pressure can easily wrong-foot the authorities – and their advisors from international financial organizations – tipping the odds in favour of a currency crises. This is primarily the case with capital account liberalization, which emerges as the most sensitive step.

Second, proponents of liberalization argue that post-liberalization crises are the consequence of misguided policies and practices. Recent research has indeed documented the deleterious effect of poor financial regulation and supervision, corruption, poor property rights and opaqueness in business dealings, at a time when liberalization brings to the fore the role of markets. This may explain the generally stronger impact of liberalization on currency pressure in developing countries. Similarly, there is evidence that the capital inflow problem is less severe and better handled in developed countries where, in particular, credit growth is better held in check. Opponents of hasty liberalization will retort that fiscal discipline increases after liberalization, and more so in the developing than in the developed countries. Rather than bad policies or bad institutions, it could

Figure 5

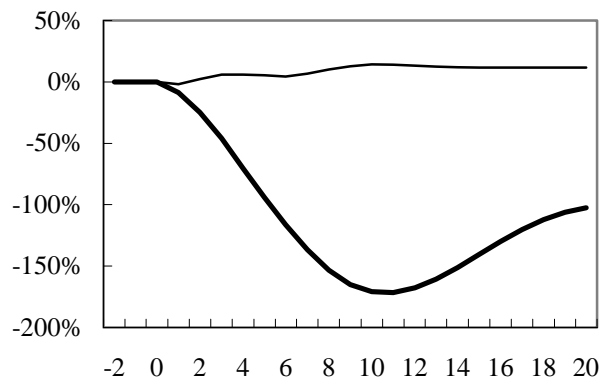
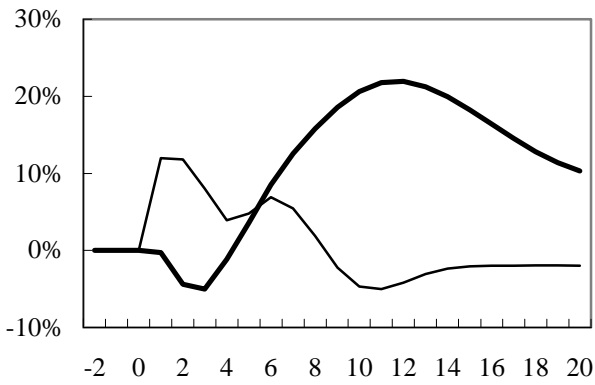
CAPITAL ACCOUNT LIBERALIZATION AND MACROECONOMIC POLICIES

Domestic financial liberalization

Capital account liberalization

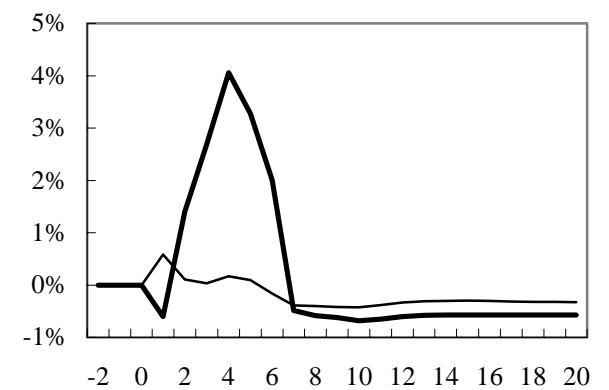
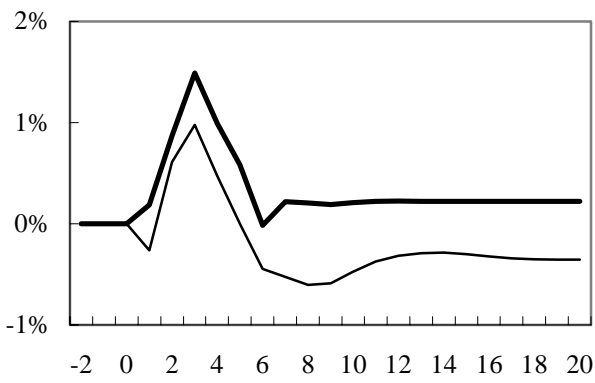
Exchange rate misalignment

Exchange rate misalignment



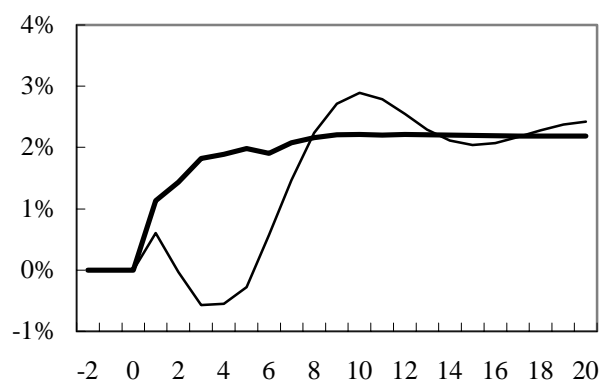
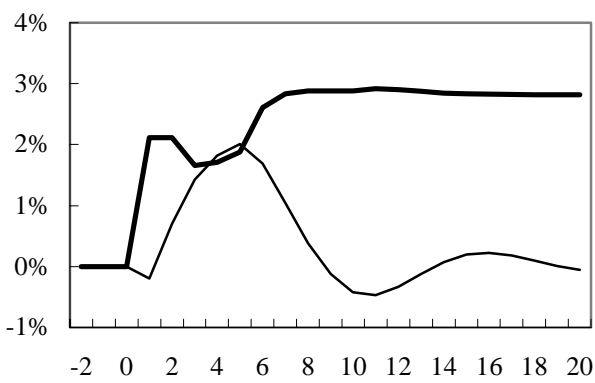
Credit growth

Credit growth



Budget balance

Budget balance



— Developed countries — Developing countries

be that developed countries face a harsher liberalization shock because of initial conditions: capital may simply flow more vigorously into where it is scant and where external private indebtedness is low. At this stage, we simply do not know what is the proper interpretation.

Third, liberalization is found to reduce foreign exchange pressure in the long run, but is initially a source of instability, which can last for several years. The effect is of a first order of magnitude in the case of domestic and capital account liberalization, and stronger in developing than in developed countries. Thus, from the view point of exchange rate stability, eventually it pays to liberalize.

Fourth, it remains surprising how little we explain of crises. The estimates presented in table 2 – well within the performance achieved in the literature – barely explain some 40 per cent of exchange market pressure fluctuations. Importantly, the usual indicators of policy or banking sector misbehaviour are rarely found to be significant. The inescapable conclusion is that much of the action lies elsewhere, and we do not know where. To date, the best hypothesis is that crises often are of a self-fulfilling nature, in the sense of Obstfeld (1986). Self-fulfilling crises do not affect fully innocent victims, but it is only fair to acknowledge that we are far from having developed an exhaustive list of “sins”. Most countries are potentially guilty of something; when they liberalize their financial markets they are potentially about to face a currency crisis, but no one knows for sure what is the guilt.¹⁵ One does need to go as far as Flood and Rose (1998), who claim that “when it comes to understanding exchange rate volatility, macroeconomics – ‘fundamentals’ – are unnecessary”. But another important lesson remains: unexplained self-fulfilling crises are likely to reflect failures of financial markets.¹⁶ Financial restrictions may not be the second best response to market failures, but measures that limit the collateral damage created by those failures should not be ruled out.

B. Is liberalization worth it?

The previous section argues that in and by itself liberalization does not pose a lethal threat to the balance of payments, and may carry significant long-term gains. But this is not the only criterion to consider. The welfare case for liberalization still needs to be established. Does liberalization speed

up growth by increasing investment? Does it allow consumers to borrow and save as needed to smooth out spending? First principles deliver an unambiguous, positive answer to both questions, but they are based on too many assumptions that violate the evidence (e.g. they assume away financial market failures) to be taken at face value.

Empirically, the ability of financial markets to diversify risk and stabilize consumption in the face of shocks is supported by the results quoted in the survey by Eichengreen and Mussa (1998). While this is a useful property, it is likely to be of second order of magnitude. The acid test remains the ability of liberalization to spur faster growth. Early, influential results have shown that fast growth and financial development go hand in hand (Levine 1997). The positive influence of liberalization, however, is not easily confirmed, and most recent studies find little or no effect. One possible reason, emphasized by Rodrik (1998), is simultaneity: it is simply unclear whether countries become rich thanks to liberalization, or whether rich countries liberalize their financial markets because they can afford to. At this stage, the growth-enhancing case for liberalization is simply not made. If it is present, it is too tenuous to be easily detected; at best, therefore, it is a second-order effect.

If liberalization is not doing much good, it is not found to do any harm either, at least in the long run. In that sense, it should be considered as a desirable step unless it can be shown to carry shorter-term adverse effects. The relevant question, therefore, is whether the road to free markets is bumpy enough to deter the trip. In this section, rather than focusing on long-term growth, I ask the following question: given that liberalization is often followed by a crisis, and that crises typically lead to sharp recessions, is it worth it? Are there short or medium-run output costs of liberalization and, if so, how deep are they? To that effect, I look at the evolution of the output gap, deliberately ignoring the trend effect.

To provide a rough answer, I use the same panel dataset as above and regress the output gap¹⁷ on its own lags and on lags of the financial restriction indicators. As before, six lags are used and, the coefficients are allowed to differ for developed and developing countries. The resulting model – not reported – is then simulated to measure the effects of removing one by one the financial restraints. Figure 1 above shows the effects simulated over the subsequent 10 periods of a domestic or capital account liberalization that occurs in period 0.¹⁸

In both cases, the immediate aftermath of liberalization is characterized by a boom, especially strong in the developing countries (nearly 15 per cent of GDP following capital account liberalization) in the case of a liberalization of the capital account. The boom is followed by a sharp contraction. This pattern is again likely to reflect the capital inflow problem, including the eventual reversal. It also backs the interpretation of policy actions proposed in section V. More importantly for the present purposes, the overall impact – e.g. the output gap cumulated over 10 years – is positive in the case of the developing countries (moderately negative in the case of the developed countries), no matter how violent is the fall in periods 3–6. While the details of the simulations must be taken with precaution, the general profile is probably reasonably robust¹⁹ and leads to the following conclusions:

- Liberalization is a source of macroeconomic instability, much as it increases exchange rate pressure volatility. A boom-bust cycle is clearly detected for the developing countries. In the case of capital account liberalization, the peak-to-trough decline in the output gap exceeds 20 per cent. No other shock has ever seemed responsible for such a massive contraction.²⁰
- The boom exceeds the bust in magnitude, not in length. Thus liberalization brings about an overall gain in terms of output and, if one ignores the instability, there is no income case against liberalization.
- However, the bust can be of considerable amplitude and therefore it can be a serious setback, economically, socially and politically. Once the bust is taken into account, there is an income case against liberalization.
- The contrast between the effects in the developing and those in the developed countries is sharp. Further investigation is needed to pinpoint which specific factors account for the difference.

C. *Safe liberalization*

Given what we know so far, a reasonable view might be that liberalization brings about desirable, albeit second order of magnitude, long-term effects, but it is dangerous in the medium run. The next natu-

ral question is how to reap the benefits without incurring the costs, or with minimal costs. This section explores some solutions.

Wait. Most countries will eventually liberalize, but this needs to be done as a matter of priority. When is the time ripe? A first answer is provided by the ubiquitous contrast between the effects of liberalization in the developing and the developed countries. It suggests that if one wants to avoid, or at least to limit, boom-and-bust cycles and high exchange pressure volatility, it may be useful to wait until a proper economic, and possibly political, infrastructure has been built. This may take years, if not decades.²¹ The implicit strategy advocated in the early 1990s that economic liberalization will force economic and political progress is dangerous: its success remains to be demonstrated, and it is too Machiavellian to be comfortable with.

Buckle up. The experience of both developing and developed countries²² suggests that liberalization is a source of widespread instability. Two conclusions follow. First it is important to set up adequate welfare systems before liberalizing. Free markets may raise efficiency, but they are known to increase inequality, at least initially. Boom-and-bust cycles affect more seriously the poorer, less educated segments of the population. In addition, the boom years must be used to prepare for the bust years. Fiscal policy, in particular, ought to be used to build up public savings to be available to combat financial meltdowns and protect those most hurt by the bust, if it happens.

Float or dollarize? Well, not necessarily. Is there a way out of the hard choice between waiting for decades and getting ready for acute volatility? One idea, defended among others by Eichengreen (1994), is to avoid the middle ground of pegged exchange rates, and to opt for either of the two extremes, fully floating exchange rates and hard pegs (currency boards, monetary unions or dollarization). Lack of data so far prevents us from studying the effect of liberalization under a hard peg. Some progress could be achieved by comparing liberalizing countries which adopted floating exchange rate regimes and those that maintained, or sought to maintain, soft pegs. Unfortunately, identifying truly floating exchange rates is proving to be a tricky exercise. Calvo and Reinhart (2000) and Benassy-Quéré and Coeuré (2000) show that many countries which declare a floating exchange rate regime in fact heavily manage their currencies.

While it is true that currency crises cannot formally occur when the exchange rate is freely floating, pressure can take the form of excessive exchange rate fluctuations. Such fluctuations may have very severe effects, in terms of both competitiveness and currency exposure by various economic agents. The view that floating is an option for each and every country fails to recognize the benefits of exchange rate stability, especially in countries which are open and have limited financial market services. Europe's eagerness to limit exchange rate fluctuation, delaying for 40 years financial liberalization, provides an example of a successful strategy.²³ Hard pegs, on the other side, are in vogue, but their costs (e.g. in Argentina) and the difficulty of designing credible exit strategies are being increasingly recognized. It seems fair to predict that the debate on: "extremes versus the soft middle" will end up in a draw, much as it happened with the older debate on "fixed versus flexible rates". Because exchange rate regimes carry enormously widespread implications, a few simple criteria are unlikely to ever settle the debate.

On the other side, it is crucial to realize *ex ante* that liberalization rocks the exchange markets. Building some form of exchange rate flexibility (either by floating or by being prepared to realign pegs) into the liberalization programme is essential. An appreciation (or revaluation) during the early capital inflow phase, clearly understood and presented to be temporary, could reduce the overheating reported in figures 1 and 4. A depreciation (or devaluation) when and if the inflows reverse themselves into outflows and/or the economy slows down, could avoid an all-out attack and the subsequent output crash.

One step at a time. The seminal sequencing strategy advocated by McKinnon (1991) is to start with liberalization of the domestic goods market, then to open up to trade, and then to proceed to domestic financial liberalization, before finally setting free the capital account – possibly starting with long-term assets and keeping short-term assets for the last step. This strategy has not been proven wrong so far.²⁴ The results presented in figure 4 indicate that the most delicate steps are those involving domestic financial and capital account liberalization. Since they also tend to work in the same direction towards the same horizon, spreading these measures over several years seems reasonable.

Microeconomics matter. A serious shortcoming of the present paper is its ignorance of structural conditions. The evidence that crises are more likely to occur when goods markets are not free, when bank-

ing regulation and supervision is rudimentary, when corruption is rampant and when property rights are not well established, is overwhelming. This is the first order of business in McKinnon's list, and it should remain that way. There is little point in liberalizing domestic and external financial markets when the goods markets and financial institutions do not function properly. Extreme examples – as in the case of the Russian Federation – even suggest that financial liberalization under such conditions is likely to do more harm than good.

D. The role of international financial institutions

Actions by the international financial institutions, chiefly the IMF, during the currency crises of the late 1990s have been critically reviewed by a large number of observers: see, for example, Goldstein (1998), Radelet and Sachs (1998), and De Gregorio et al. (1999), not to mention the "Meltzer Report" (IFIAC, 2000). The Fund's early policy recommendations have been blamed for worsening the crisis. Part of the criticism is based on the view (initially developed by Edwards, 1989) that the IMF applies a methodology developed – with developed countries in mind – in the 1950s, when capital account movements were heavily restricted. The result that developing countries react differently to financial liberalization lends some support to the critique.

More importantly, perhaps, is the distinct possibility that future balance-of-payments crises will be circumscribed to developing countries. If that were the case, the IMF would become an institution run by the developed countries – which hold an overwhelming majority of the votes – but at the service of the developing countries. This was not the intention of the founding fathers, and it raises complex economic and political issues which have surfaced following the crises in Mexico, Asia, the Russian Federation and Brazil. The IMF has now curbed its early enthusiasm for rapid liberalization, but it has failed to recognize early enough the associated dangers. It has been seen as protecting the lenders (financial institutions from the developed countries) at least as much as the borrowers. It has sought to impose intrusive structural reforms that the developed countries have been long to apply to themselves (Feldstein, 1998).

The debate on the "new architecture of the international monetary system" is concerned with the

need for change. The outcome will affect the process of liberalization and the way the IMF deals with countries in times of crisis. The developing world has a huge stake in this debate, and yet its voice is rarely heard. Eventually, developing countries should be more in charge of *their* Fund.

VII. Conclusion

The 1990s have been years of activism. The developed countries and most international financial organizations have been urging the developing countries to undertake rapid and comprehensive domestic and external financial liberalization. The crises that followed have now instilled a healthy dose of caution. It is being increasingly recognized that financial markets suffer from occasional failures. Promoting proper governance, both economic and political,

makes good sense in theory but it is easy to underestimate the difficulty of challenging entrenched interests and of reshaping the political status quo. A silver lining of the recent crises is that the liberalization activism of the 1990s is now *passé*.

At the same time, liberalization may be desirable, if only because it increases competition and reduces monopoly powers, and not just in the financial markets. But liberalization is a risky step, one on which our knowledge remains rudimentary. It concerns the exchange markets but also many other aspects, including welfare and growth performance. Many countries, in Europe and also in Asia, have been able to grow fast over decades while retaining heavy-handed financial restraints. This alone shows that there is no urgency to undertake liberalization, even though that step should be clearly be taken somewhere down the road. And when it is taken, it should be approached as a delicate step calling for cautious policy reactions.

Appendix

Data: definitions and sources

All data are collected from the IFS CD-ROM of April 2000.

Inflation:	Increase in the CPI (line 64x).
Real GDP growth:	Line 99br or similar, occasionally completed by chaining the index of industrial production (line 66).
Exchange rate misalignment:	Log deviation of the real exchange rate from a log-linear trend, where the real exchange rate is computed by double deflating of the nominal rate (line ae) with the CPI (line 64) vis-à-vis the United States, or Germany for the European countries.
Liquidity:	The ratio of bank reserves (line 20) over bank assets (line 21 + lines 22a to 22f).
Total credit:	The ratio of nominal credit (line 32) to nominal GDP (line 99b or similar).
Private credit growth:	Increase in real credit, the ratio of claims on the private sector (line 32d) to CPI (line 64).
Foreign position of banks:	The ratio of bank foreign liabilities (line 26c) to their liquid assets (line 21).
Foreign direct investment:	The ratio of direct investment (line 78bed) converted in local currency (line rf) to GDP (line 99b or similar).
Foreign exchange reserves:	Foreign assets of the monetary authorities (line 11).
Current account:	The ratio of the current account (line 78ald) converted in local currency (line rf) to GDP (line 99b or similar).
Budget surplus:	The ratio of budget position (line 80) to GDP (line 99b or similar).

Notes

- 1 For an overview of a century of crises, see Bordo et al. (2001).
- 2 I implicitly assume that free open markets remain a desirable step at some point in the development process. This is a controversial view (see, for example, Rodrik, 1997).
- 3 Edwards (2000) too makes progress in this direction by using a four-step coding.
- 4 This last effect is well documented in the case of Brazil by Cardoso and Goldfajn (1998).
- 5 A good review of this literature is in Calvo et al. (1996).
- 6 Unfortunately, Johnston (1995) presents the index for one year only. Various IMF studies refer to other papers by the same team which may incorporate time series, but these papers are unpublished and apparently not made available to researchers.
- 7 These are the standard categories used in the IMF's *Annual Report of Exchange Arrangements and Exchange Restrictions*.
- 8 Given that the coding is heavily subjective, critical comments are most welcome.
- 9 The now standard weighting scheme allows each component to play an equal role in measuring pressure. The reason for adopting this procedure is that reserves are typically considerably more volatile than the exchange rate and would dominate an unweighted index. This would downplay episodes when the authorities do not expend reserves and let the exchange rate depreciate by an amount that is large for the exchange rate but tame in relation to the volatility of reserves. Note also that I use country-specific standard deviations. An alternative is to use the whole sample, but this procedure results in hugely different pressure indices.
- 10 Pressure may also materialize through interest rate increases to stem outflows. As is customary, the interest rate component is dropped, since many developed countries do not have market interest rates during much of the sample period because of domestic financial repression.
- 11 I have experimented with various instrument variables. The results change very little, suggesting that the instruments are not powerful enough.
- 12 The monthly cumulative index pressure index is converted to annual series by averaging.
- 13 As is often the case in the literature, the budget variable does not seem to affect exchange market pressure. There is no role here either for credit growth or for credit to the private sector, two variables found to affect banking crises.
- 14 In the case of the autoregressive model, figure 4 presents a three-month centred average.
- 15 It is amazing how recent crises have contributed to extending the list of "sins": starting with high unemployment in Europe's 1992 crisis, the list has moved on to including foreign currency-denominated public debt after Mexico's crisis in 1994, foreign currency-denominated private sector debt as well as crony capitalism after the Asian crisis of 1997, and local government fiscal indiscipline after Brazil's crisis. The 1997/98 attacks on the Hong Kong dollar or the Argentine peso have been attributed to contagion, which points towards lenders' sins.
- 16 A list of plausible market failures is presented in Eichengreen et al. (1995). Research is currently active in exploring this list.
- 17 The output gap is computed as the difference between the log of the real GDP and a Hodrick-Prescott trend.
- 18 As we look at the output gap, long-run effects are meaningless.
- 19 The same profile is found when using the annual growth rate instead of the output gap. However, and unsurprisingly given the results in the literature, the estimated effects of liberalization on the growth rate are found to be very small, even if they are based on statistically significant estimated effects.
- 20 The most traumatic recession of the developed world, the Great Depression of the 1930s, was also the outcome of a financial market collapse. Although its effects may have been aggravated by mistaken policies unlikely to be undertaken nowadays, it still remains that the triggering factor was financial instability.
- 21 This is the conclusion reached in Wyplosz (2001), where I look at the European experience with financial liberalization.
- 22 It is useful to keep in mind the travails that followed financial liberalization in the United Kingdom and the Nordic countries of Europe in the early 1990s.
- 23 This strategy, and its meaning for developing countries, is presented in Wyplosz (2000).
- 24 The only exception is the transition process in the former Soviet block, where "shock therapy" seems to have worked better. This process is too specific to be included in the present discussion.

References

- Aziz J, Caramazza F and Salgado R (2000). Currency crises: In search of common elements. IMF Working paper WP/00/67. Washington DC, International Monetary Fund.
- Bénassy-Quéré A and Cœuré B (2000). The future of intermediate exchange rate regimes. Mimeo. Paris, Centre d'Etudes prospectives et d'Informations internationales (CEPII).
- Bordo M, Eichengreen B, Klingebiel D and Martinez-Peria MS (2001, forthcoming). Is the crisis problem growing more severe? *Economic Policy*, 32.
- Calvo G, Leiderman L and Reinhart C (1996). Inflows of capital to developing countries in the 1990s. *Journal of Economic Perspectives*, 10(2), spring: 123–139.
- Calvo G and Reinhart C (2000). Fear of floating. Mimeo. Baltimore MD, University of Maryland.
- Cardoso, E and Goldfajn I (1998). Capital flows to Brazil: The endogeneity of capital controls. *IMF Staff Papers*, 45(1): 161–202.
- de Gregorio J, Eichengreen B, Ito T and Wyplosz C (1999). *An Independent and Accountable IMF*. Geneva Reports on the World Economy, 1. Washington DC, Center for Economic and Policy Research (CEPR).
- Demirgüç-Kunt A and Detragiache E (1998a). Financial liberalization and financial fragility, IMF Working Paper. Washington DC, International Monetary Fund.
- Demirgüç-Kunt A and Detragiache E (1998b). The determinants of banking crises in developing and developed countries. *IMF Staff Papers*, 45(1): 81–109.
- Diaz-Alejandro C (1985). Good-bye financial repression, hello financial crash. *Journal of Development Economics*, 19(1/2): 1–24.
- Dooley M (1996). A survey of academic literature on controls over international capital transactions. *IMF Staff Papers*, 43: 639–687.

- Edwards S (1989). The International Monetary Fund and the developing countries: A critical evaluation. *Carnegie-Rochester Conference Series on Public Policy*, 31: 7–68.
- Edwards, Sebastian (2000). Capital flows and economic performance. Mimeo. Los Angeles, University of California.
- Eichengreen B (1994). *International Monetary Arrangements for the 21st Century*. Washington DC, The Brookings Institution.
- Eichengreen B and Mussa M (1998). Capital account liberalization, theoretical and empirical aspects, *IMF Occasional Paper*, 172. Washington DC, International Monetary Fund.
- Eichengreen B, Rose A and Wyplosz C (1995). Exchange market mayhem: The antecedents and aftermath of speculative attacks. *Economic Policy* 21: 249–296.
- Eichengreen B, Tobin J and Wyplosz C (1995). Two cases for sand in the wheels of international finance. *Economic Journal*, 105: 162–172.
- Feldstein M (1998). Self-help for the emerging markets. *Foreign Affairs*, March–April.
- Flood R and Rose A (1998). Understanding exchange rate volatility without the contrivance of macroeconomics. CEPR Discussion Paper, No. 1944. Washington DC, Center for Economic and Policy Research.
- Goldstein M (1998). The Asian financial crisis: Causes, cures and systemic implications. *Policy Analyses in International Economics*, 55.
- Greenwald B, Stiglitz J and Weiss A (1984). Informational imperfections in the capital market and macroeconomic fluctuations. *American Economic Review*, 74(2): 194–199.
- Grilli V and Milesi-Ferretti GM (1995). Economic effects and structural determinants of capital controls. *IMF Staff Papers* 42(3): 517–551.
- Hausmann R and Rojas-Suarez L, eds. (1996). *Volatile Capital Flows: Taming Their Impact on Latin America*. Washington DC, Inter-American Development Bank; Baltimore, Johns Hopkins University Press.
- IFIAC (2000). Report (“Meltzer Report”). Washington DC, International Financial Institutions Advisory Commission, March.
- Johnston RB (1999). Exchange rate arrangements and currency convertibility, developments and issues, *World Economic and Financial Surveys*. Washington DC, International Monetary Fund.
- Kaminsky G and Reinhart C (1999). The twin crises: The causes of banking and balance-of-payments problems. *American Economic Review*, 89(3): 473–500.
- Kaminsky G Lizondo S and Reinhart C (1998). Leading indicators of currency crises. *IMF Staff Papers*, 45(1): 1–48.
- Kiviet J (1995). On bias, inconsistency and efficiency of various estimators in dynamic panel data models. *Journal of Econometrics*, 68: 53–78.
- Levine R (1997). Financial development and economic growth: Views and agenda, *Journal of Economic Literature*, 35(2): 688–726.
- McKinnon R (1991). *The Order of Economic Liberalization: Financial Control in the Transition to a Market Economy*. Baltimore and London: Johns Hopkins University Press.
- Mehrez G and Kaufmann D (2000). Transparency, liberalization and banking crises. Mimeo. Washington DC, World Bank.
- Montiel P and Reinhart C (1999). Do capital controls and macroeconomic policies influence the volume and composition of capital flows? Evidence from the 1990s. Mimeo. Baltimore MD, University of Maryland.
- Nickell S (1981). Biases in dynamic models with fixed effects. *Econometrica*, 49: 1417–1426.
- Obstfeld M (1986). Rational and self-fulfilling balance of payments crises. *American Economic Review*, 76: 72–81.
- Radelet S and Sachs J (1998). The East Asian financial crisis: Diagnosis, remedies, prospects. *Brookings Papers on Economic Activity*, 1: 1–74.
- Rodrik D (1997). *Has Globalization Gone Too Far?* Washington DC, Institute for International Economics.
- Rodrik D (1998). Who needs capital account convertibility? In: Kenen PB, ed. *Should the IMF Pursue Capital Account Convertibility?* Princeton Essay in International Finance, No. 207. Princeton NJ, Princeton University.
- Rossi M (1999). Financial fragility and economic performance in developing countries: Do capital controls, prudential regulation and supervision matter? IMF Working Paper WP/99/66. Washington DC, International Monetary Fund.
- Williamson J and Mahar M (1998). A survey of financial liberalization. *Essays in International Finance*, No. 211. Princeton NJ, Princeton University.
- Wyplosz C (2000). Exchange rate regimes: Some lessons from postwar Europe. Paper prepared for the Group of Thirty. Washington DC.
- Wyplosz C (2001, forthcoming). Financial restraints and liberalization in postwar Europe. In: Caprio G, Honohan P and Stiglitz JE, eds. *Financial Liberalization: How Far? How Fast?* Cambridge, UK, and New York, Cambridge University Press.

G-24 Discussion Paper Series*

Research papers for the Intergovernmental Group of Twenty-Four on International Monetary Affairs

No. 1	March 2000	Arvind PANAGARIYA	The Millennium Round and Developing Countries: Negotiating Strategies and Areas of Benefits
No. 2	May 2000	T. Ademola OYEJIDE	Interests and Options of Developing and Least-developed Countries in a New Round of Multilateral Trade Negotiations
No. 3	May 2000	Andrew CORNFORD	The Basle Committee's Proposals for Revised Capital Standards: Rationale, Design and Possible Incidence
No. 4	June 2000	Katharina PISTOR	The Standardization of Law and Its Effect on Developing Economies
No. 5	June 2000	Andrés VELASCO	Exchange-rate Policies for Developing Countries: What Have We Learned? What Do We Still Not Know?
No. 6	August 2000	Devesh KAPUR and Richard WEBB	Governance-related Conditionality of the International Financial Institutions
No. 7	December 2000	Andrew CORNFORD	Commentary on the Financial Stability Forum's Report of the Working Group on Capital Flows
No. 8	January 2001	Ilan GOLDFAJN and Gino OLIVARES	Can Flexible Exchange Rates Still "Work" in Financially Open Economies?
No. 9	February 2001	Gordon H. HANSON	Should Countries Promote Foreign Direct Investment?
No. 10	March 2001	JOMO K.S.	Growth After the Asian Crisis: What Remains of the East Asian Model?
No. 11	April 2001	Aziz Ali MOHAMMED	The Future Role of the International Monetary Fund
No. 12	July 2001	Yung Chul PARK and Yunjong WANG	Reform of the International Financial System and Institutions in Light of the Asian Financial Crisis
No. 13	July 2001	José Antonio OCAMPO	Recasting the International Financial Agenda

* *G-24 Discussion Paper Series* are available on the website at: <http://www.unctad.org/en/pub/pubframe.htm>. Copies of *G-24 Discussion Paper Series* may be obtained from the Editorial Assistant, Macroeconomic and Development Policies Branch, Division on Globalization and Development Strategies, United Nations Conference on Trade and Development (UNCTAD), Palais des Nations, CH-1211 Geneva 10, Switzerland; Tel. (+41-22) 907.5733; Fax (+41-22) 907.0274; E-mail: nicole.winch@unctad.org