



# Estimating the Economic Cost of Domestic Violence against Women in Jordan



Shared Prosperity **Dignified Life**



## **VISION**

ESCWA, an innovative catalyst for a stable, just and flourishing Arab region

## **MISSION**

Committed to the 2030 Agenda, ESCWA's passionate team produces innovative knowledge, fosters regional consensus and delivers transformational policy advice. Together, we work for a sustainable future for all.



Economic and Social Commission for Western Asia

# Estimating the Economic Cost of Domestic Violence against Women in Jordan



United Nations  
Beirut

© 2023 United Nations

All rights reserved worldwide

Photocopies and reproductions of excerpts are allowed with proper credits.

All queries on rights and licenses, including subsidiary rights, should be addressed to the United Nations Economic and Social Commission for Western Asia (ESCWA), email: [publications-escwa@un.org](mailto:publications-escwa@un.org).

The findings, interpretations and conclusions expressed in this publication are those of the authors and do not necessarily reflect the views of the United Nations or its officials or Member States.

The designations employed and the presentation of material in this publication do not imply the expression of any opinion whatsoever on the part of the United Nations concerning the legal status of any country, territory, city or area or of its authorities, or concerning the delimitation of its frontiers or boundaries.

Links contained in this publication are provided for the convenience of the reader and are correct at the time of issue. The United Nations takes no responsibility for the continued accuracy of that information or for the content of any external website.

References have, wherever possible, been verified.

Mention of commercial names and products does not imply the endorsement of the United Nations.

References to dollars (\$) are to United States dollars, unless otherwise stated.

Symbols of United Nations documents are composed of capital letters combined with figures. Mention of such a symbol indicates a reference to a United Nations document.

United Nations publication issued by ESCWA, United Nations House,  
Riad El Solh Square, P.O. Box: 11-8575, Beirut, Lebanon.

Website: [www.unescwa.org](http://www.unescwa.org).

# Acknowledgements

This report is the product of a collaboration between the Jordanian National Commission for Women (JNCW); the United Nations Economic and Social Commission for Western Asia (ESCWA); the United Nations Population Fund, Jordan Country Office (UNFPA); the United Nations Entity for Gender Equality and the Empowerment of Women, Jordan Country Office (UN-Women); the Centre for Global Women's Studies at the University of Galway in Ireland; the Jordanian Department of Statistics (DOS), which carried out the survey; and Leading Point Management Advisory Services with the support of the Government of Cyprus.

The work would not have been possible without the efforts of the team at the Centre for Global Women's Studies at the University of Galway (Mrinal Chadha, Caroline Ford and Nata Duvvury) and the team from Leading Point Management Advisory Services (Ahlam Shabaneh, Hamdallah Mubarak, Ayman Al-Refaie and Ibrahim Al-Refaie). The report also benefited from the valuable input and insightful feedback of several individuals, which greatly enriched the quality and relevance of this research for Jordanian audiences. In particular, we would like to thank Maha Ali, Secretary-General of JNCW; Salma Nims, former Secretary-General of JNCW; Dr. Mohammad Meqdadi, Secretary-General of the National Council for Family Affairs; Firas Rashid, head of the Family and Juvenile Protection Department; Shahir Al-Shawabkeh, General Manager of the Jordanian Department of Statistics; Rania Al Abbadi, Assistant Secretary-General of the Higher Population Council; Diana Haddadin, Kristina Yarosh and Ghayda Albeetar from JNCW; Mehrnaz El Awady, Leader of the Gender Justice, Population and Inclusive Development Cluster at ESCWA; Nada Darwazeh, Chief of the ESCWA Centre for Women; Marwan Khawaja, Chief of the Demographic and Social Statistics Section at ESCWA; Ruchika Chaudhary, Gender Economist (Economic Affairs Officer) at ESCWA; Enshrah Ahmed, Pamela Di Camillo, Yara Deir, Lama Al-Saad and Ali Al-Gharabli from UNFPA; Manal Sweidan, Manal Benkirane (Acting Deputy Representative) and Bushra Abu Shahout from UN-Women Jordan; and Ghaida Khasawneh, Abd Alnaser Aljarere, Ahmad Dawagreh, Ayman AlQasem and Eman Bny Mfarej from the Jordanian Department of Statistics.

We would also like to express our sincere appreciation to the Family and Juvenile Protection Department; the Ministry of Social Development; the Ministry of Health; the Ministry of Justice; the Jordanian Judicial Council; the Ministry of Interior; the Ministry of Awqaf and Islamic Affairs; the Supreme Judge Department; the National Council for Family Affairs; the Higher Council for the Rights of Persons with Disabilities; the National Centre for Human Rights; the United Nations organizations; and donors, non-governmental organizations (NGOs), international non-governmental organizations (INGOs), and community-based organizations for their active participation and cooperation in sharing the necessary data and information. Their cooperation and willingness to provide access to essential information have significantly enriched the quality and depth of our analysis and significantly strengthened this report.

Finally, we would like to extend our thanks to all the survey respondents for their valuable time and cooperation, as it significantly contributed to the success of this study.

# Key findings

Considering (a) the costs to households (i.e. out-of-pocket (OOP) costs), (b) economic losses (i.e. productivity loss), and (c) the cost of service provision, advocacy and coordination, the total yearly costs of domestic violence experienced by women and girls aged 15 and above in Jordan comes to a grand total of 130,124,787 Jordanian dinar (JD) in 2021 or about 0.4 per cent of the gross domestic product of Jordan. Combined, these costs represent a loss to the national economy and can be understood as an overall drain on the economy. These are resources that could have been applied to other areas of concern to promote economic growth. It is important to note that if efforts to reduce and ultimately eliminate domestic violence are not expanded, the drain on resources will continue unabated and could even increase when the prevalence of violence increases in certain circumstances such as in a pandemic or during conflict, as seen in the recent COVID-19 pandemic. If the benefits of increased women's economic engagement are to be realized, it also points to the importance of ensuring violence is reduced.

## ► Costs for women and households

Overall, the research indicates that the major cost faced by women is the OOP costs incurred to mitigate the consequences of domestic violence by spouses and/or family. Almost 56 per cent of survivors report OOP expenditures of approximately JD213.20 in a year, which is equivalent to 15 per cent of the average annual per capita non-food expenditure in 2021. The research also indicates that working women experiencing violence from their husbands miss approximately 11.5 workdays in a year, which is equivalent to about two workweeks. As such,

measures must be put in place to mitigate the impact of domestic violence on women's labour force participation and career progression.

The loss of care workdays is another important cost highlighted in this research: nearly 27 per cent of survivors reported a loss of 4.3 care workdays, totalling more than 800,000 days in a year. This loss has consequences for the well-being of children and other vulnerable members of the household who require care. It also implies that the burden of care shifts onto other members of the family, either older women or younger girls.

Productivity loss of husbands who engage in spousal violence is a further salient finding of the research. In terms of paid and unpaid work, husbands collectively miss approximately 11,000 days in a year. It is thus clear that the impacts of domestic and spousal violence are not limited to the woman/girl experiencing violence. As we have been unable to capture the cascading productivity impacts on other members of the family and thus the wider productivity impacts of violence for the overall economy, the current estimate of household productivity loss is thus an underestimate.



## ► Costs of service provision

Next, we examine the costs of service provision. The main cost element of the direct services provided is for law enforcement, estimated at JD21.5 million (61.5 per cent of the overall direct services cost). Health services constituted the least cost at around JD1.9 million (both public and NGOs/INGOs), indicating low reporting to health service providers from this cohort of society.

It was also found that NGOs/INGOs, supported by donor funding, fill an important gap in the provision of direct services to survivors. In 2021, the cost of direct service provision by such organizations was estimated at JD9.9 million (28.2 per cent of the overall direct services cost). Social services elements, including a hotline, social studies and case management, bore the largest cost, followed by legal aid. In fact, as the Ministry of Justice fund only provides legal aid to perpetrators for cases that are regulated by the law, NGOs and INGOs are the only organizations providing free legal aid services to survivors. NGOs and INGOs are also the main providers of psychotherapy services, while the resources invested in hotline services, which are limited, are mainly provided by NGOs.

The research further found that, though some attempts by NGOs/INGOs to provide shelter services exist, the public sector dominates the provision of such services. In addition, as shelters are limited in size and capacity, they are unable to accommodate a sufficient number of survivors seeking their services.

The aggregated cost of direct services also clearly shows that the public sector mainly intervenes at the early response stage of a domestic violence case, while NGOs and INGOs provide the services needed to address the social and psychological needs of domestic violence survivors. This



jeopardizes survivors' access to sustainable services, since nearly 93 per cent of the service provision cost of NGOs and INGOs is funded by donors and development organizations that depend on the availability of funds and donors/development organizations' priorities.

Another important finding of the research is that some regions in Jordan are underserved regarding essential services that are needed to respond to women survivors of domestic violence. Beyond shelters, governmental early response services are spread all across the country. However, the comprehensive response provided by NGOs and INGOs is mainly concentrated in Amman.<sup>1</sup>

Finally, and representing 5.2 per cent of the overall response cost, investments in prevention, awareness and policy support were estimated at JD1.9 million. This percentage cannot be judged for sufficiency, as no international benchmark is available. However, it is important to note that awareness, advocacy and policy support aim to highlight the scale and impact of domestic violence on society, to encourage reporting to agencies, to provide essential support information to survivors, and to advocate for better legislative frameworks and service provision.

# Recommendations

Below are recommendations to the Government of Jordan and service providers.

## ► In relation to prevention:

- The development and implementation of a national communication strategy on violence against women and domestic violence to address root causes and transform attitudes and behaviours that perpetuate violence.

## ► In relation to protection and response:

- Establish a direct 24-hour dedicated national domestic violence hotline at the Public Security Directorate.
- Revise legislation and policies to introduce special paid leaves for survivors of domestic violence.
- Establish programmes to economically empower survivors of domestic violence and expand cash support programmes to include survivors of domestic violence.
- Encourage the outsourcing of shelter services/ safe houses managed by specialized NGOs and civil society organizations.
- Simplify the administrative entry procedures for government-run shelters, including revising the requirement to report gender-based violence (GBV) incidents as a prerequisite of entry.
- Expand capacity-building programmes for health care providers to ensure appropriate identification and response to GBV cases.

## ► In relation to data and documentation:

- Enable the proper operation of the national automated tracking system of GBV cases and subsequent service provision.
- Enhance medical and health documentation while ensuring strict confidentiality for GBV cases.

## ► In relation to investment and funding:

- Ensure allocation of sufficient financial resources to scale up and expand current prevention efforts in order to reduce the expenditure for protection and response in the long run.
- Invest in building scientific evidence on effective and scalable interventions to prevent violence.
- Establish a gender funding tracker to track expenditure on GBV programmes and projects.

## ► Recommendations for the donor agencies:

- Donor agencies should prioritize initiatives and programmes to combat GBV in line with the Executive Plan for the National Priorities for Strengthening the Response to Gender-Based Violence, Domestic Violence and Child Protection 2021–2023 and the Action Plan of the National Strategy for Women in Jordan 2020–2025.

Sustaining funds for civil society organizations and NGOs that provide shelters, safe homes for survivors and their children, and free legal and psychological services for survivors of domestic violence.



# Executive Summary

In Jordan, women and girls are subjected to multiple forms of violence, including domestic violence, marital violence and child marriage. According to the latest Demographic and Health Survey (DHS 2017/2018), 21 per cent of women reported being exposed to physical violence by their partner or another person within or outside the family at least once since they attained 15 years of age. The Government of Jordan has been very active in addressing this problem. It established a number of mechanisms, such as the National Team for Domestic Violence Protection and the 2017 Domestic Violence Protection Law.

This report is among the Government's efforts to provide evidence based on the wider economic costs of violence against women and girls on women and girls, households, and the economy, as well as the costs of providing services to survivors of such violence in Jordan. Significantly, this is the first report to combine the calculation of the OOP cost and the cost of services in the Arab region according to the full operational model, produced by the United Nations Economic and Social Commission for Western Asia (ESCWA), for estimating the costs

of marital violence in the Arab region.<sup>2</sup> The process of calculation employs a mixed-method approach to estimate these costs. Focusing primarily on tangible monetary costs, estimates of OOP costs and foregone income due to marital violence have been produced. In addition, the report provides an estimate of the various costs associated with providing services across key sectors.

The 2021 Jordan violence against women survey is the primary data set employed for estimating the costs of violence against women and girls for women and girls, households, and the economy. To ensure robustness in estimating the costs of violence, the analysis was limited to the last 12 months. However, as costs incurred in the last 12 months can be a result of earlier violence, the prevalence of violence in the last 12 months and "ever" was estimated. To establish the costs of service provision, financial data, time allocation data and beneficiary numbers were collected via questionnaires from services across the following areas: health care; law enforcement and the justice system; penitentiary institutions for abusers; and social and specialized services for women victims/survivors.

# Contents

Acknowledgements	3
Key findings	4
Recommendations	6
Executive Summary	7
Contents	8
List of acronyms and abbreviations	10
Introduction	11
<b>1. Sociopolitical</b>	<b>14</b>
A. Sociopolitical and economic context .....	14
B. Gender equality .....	15
C. Violence against Women.....	15
D. Law and policy on gender equality and violence against women and girls .....	17
E. Violence against women and girls services.....	18
<b>2. Methodology</b>	<b>20</b>
A. Objectives .....	20
B. Costs of inaction.....	20
C. Costs of service provision .....	25
<b>3. Assumptions and limitations</b>	<b>32</b>
A. Costs of inaction.....	32
B. Costs of service provision .....	32
<b>4. Results</b>	<b>34</b>
A. Cost of inaction in Balqa .....	34
B. Cost of service provision .....	43
C. National cost of violence against women and girls for Jordan .....	58
<b>5. Conclusions and recommendations</b>	<b>68</b>
A. Conclusions .....	68
B. Recommendations .....	70
<b>Annex</b>	<b>72</b>
<b>Endnotes</b>	<b>98</b>

## List of Tables

Table 1. Selected results of the Population and Family Health Survey in Jordan .....	16
Table 2. Classification of types of violence.....	21
Table 3. Productivity loss items for survivors .....	24

Table 4. List of participating institutions by function .....	28
Table 5. Determinants of violence .....	36
Table 6. Out-of-pocket costs incurred by survivors of marital violence in the last 12 months in Balqa Governorate .....	37
Table 7. Care and domestic work loss of survivors in the last 12 months in Balqa Governorate.....	38
Table 8. Care and domestic work loss of husbands in the last 12 months in Balqa Governorate .....	39
Table 9. Productivity loss for survivors of marital violence in the last 12 months in Balqa Governorate .....	41
Table 10. Productivity loss of husbands in the last 12 months .....	42
Table 11. Total cost of inaction in Balqa Governorate .....	42
Table 12. Number of survivors of domestic violence (women and girls aged 15 and above), Ministry of Health services, national level, 2021.....	43
Table 13. Costs of health services, 2021 .....	44
Table 14. Number of cases per service type, 2021.....	45
Table 15. Public security directorate response cost per department, 2021.....	46
Table 16. Ministry of Interior domestic violence cases, 2021.....	47
Table 17. Ministry of Interior total response cost, 2021 .....	47
Table 18. Total number of court cases and resolved cases, and domestic violence cases, 2021 .....	48
Table 19. Litigation cost, 2021.....	48
Table 21. Public shelters expenses, 2021.....	50
Table 22. Shelter-related administrative cost, 2021.....	50
Table 23. Public shelters – costs and cases, 2021.....	51
Table 24. Number of beneficiaries of the services of the social services offices, 2021.....	51
Table 25. Ministry of social development administrative cost related to social services offices, 2021.....	52
Table 26. Cost of providing social services by Ministry of Social Development social services offices, 2021 .....	52
Table 27. Estimated cost of prevention services – Ministry of Awqaf and Islamic Affairs, 2021 .....	53
Table 28. Cases sentenced in Sharia courts, 2021 .....	54
Table 29. Time spent by Sharia judges to litigate a case, per case type .....	54
Table 30. Sharia courts – costs to respond to cases of spousal violence, 2021.....	55
Table 31. Cost estimates for the total NGO and INGO population response, 2021 .....	56
Table 32. Expenses of policy support, coordination and advocacy, 2021.....	58
Table 33. Governorate level costs of domestic violence against women and girls, 2021 .....	59
Table 34. National monetary cost of spousal violence against women, 2021.....	62
Table 35. Aggregate cost (Jordanian dinar) of services in response to domestic violence and spousal violence, 2021.....	63
Table 36. Cost of inaction due to domestic violence against women and girls aged 15 and above, 2021 .....	66
Table 37. Total cost of domestic violence against women and girls aged 15 and above in Jordan.....	66

## List of figures

Figure 1. Conceptual framework – Economic/social impacts of violence against women and girls.....	13
Figure 2. Domestic violence response services in Jordan.....	19
Figure 3. Different forms of marital violence experienced by currently and ever-married women in Balqa Governorate, 2021.....	35
Figure 4. Prevalence comparison: Jordan 2021 violence against women survey and DHS Survey .....	35
Figure 5. Aggregate cost of services per sector of service provider, 2021 (JD and percentage).....	64

# List of acronyms and abbreviations

<b>DHS</b>	Demographic and Health Survey
<b>DOS</b>	Department of Statistics
<b>DV</b>	domestic violence
<b>ESCWA</b>	United Nations Economic and Social Commission for Western Asia
<b>GDP</b>	Gross domestic product
<b>GDI</b>	Gender-adjusted human development index
<b>GBV</b>	gender-based violence
<b>giz</b>	Deutsche Gesellschaft für Internationale Zusammenarbeit
<b>HDI</b>	Human Development Index
<b>JD</b>	Jordanian dinar
<b>JNCW</b>	The Jordanian National Commission for Women
<b>NCFA</b>	National Council for Family Affairs
<b>OOP</b>	out-of-pocket
<b>SDG</b>	Sustainable Development Goal
<b>UNDP</b>	United Nations Development Programme
<b>UNFPA</b>	United Nations Population Fund
<b>UN-Women</b>	United Nations Entity for Gender Equality and the Empowerment of Women
<b>UNHCR</b>	Office of the United Nations High Commissioner for Refugees
<b>UNICEF</b>	United Nations Children's Fund
<b>NGO</b>	non-governmental organization
<b>INGO</b>	international non-governmental organization

# Introduction

## ► Violence against women

Violence against women, especially within the family, is a global pandemic and a violation of human rights. Published global estimates from the World Health Organization indicate that one in three women (30 per cent)<sup>3</sup> worldwide will experience physical and/or sexual violence in their lifetime. At 31 per cent, the prevalence rate for ever-married/partnered women aged 15–49 subjected to physical and/or sexual violence by a current or former husband/male partner at least once in their lifetime (since the age of 15) is slightly higher in the Eastern Mediterranean region.<sup>4</sup> When accounting for other forms of violence, including psychological violence and other harmful practices, that figure is even higher. Moreover, echoing the global trend, a 33 per cent increase in reported cases of violence against women was recorded during the COVID-19 pandemic.<sup>5</sup> The 2030 Agenda for Sustainable Development recognizes the ongoing need to eliminate violence against women, with Sustainable Development Goal (SDG) 5 setting out specific targets and indicators to address the problem. In addition, SDG 17, which focuses on strengthening the implementation of the SDGs, highlights the need for data measurement.

To date, research on violence against women has focused on its prevalence and myriad consequences for women's physical and psychological health, as well as the effects of violence against women on children, families and society in general. Enabling a better understanding of the multilayered impact of such violence, research examining the wider social and economic costs for individuals and families, as well as for the national economy, in low-, middle- and high-income countries is gaining momentum. For example, research in Viet Nam indicated that the costs of accessing services, missed work and

lowered productivity amounted in aggregate to 3.12 per cent of the gross domestic product (GDP).<sup>6</sup> In Egypt, the total cost for women and families due to this violence was approximately 2.17 billion Egyptian pounds in 2015.<sup>7</sup>

The latest Population and Family Health Survey in Jordan (Demographic and Health Survey (DHS) 2017/2018) comprised a sample of 6,682 women and girls who were previously married and whose ages ranged between 15 and 49 years old.<sup>8</sup> The results showed that 21 per cent of the respondents reported being exposed to physical violence at the hands of their partner or another person within or outside the family at least once since the age of 15. Additionally, 14 per cent of respondents experienced this type of abuse during the 12 months preceding the survey. Concerning ever-married women, 26 per cent reported having ever experienced spousal physical, sexual or emotional violence.

Although largely undocumented, the social and health costs of violence against women are considered by Jordanian researchers, practitioners and advocates to be enormous. For example, as part of a larger study, the United States Agency for International Development (USAID) estimated the socioeconomic costs of gender-based violence (GBV) (domestic violence, child marriage and other forms of forced marriage, and public sexual harassment) in Jordan, reporting the total average cost for the full complement of care as approximately \$1,706 per episode of violence.<sup>9</sup> Estimating the economic cost of violence against women at large is an important tool for a deeper understanding of financial gaps that hinder the implementation of quality, available and accessible services for survivors. It will enable Governments to understand the benefits of the prevention and/or management of violence against

women, as well as providing an evidence base for decision-making, which is essential for choosing particular interventions and/or policies. In this report, both the costs of inaction<sup>10</sup> and the cost of providing services to victims/survivors are estimated.

Such evidence-based decision-making ensures a response that is sufficient, comprehensive and ultimately effective at the legislative and service-delivery levels. In addition, it contributes to increasing the efficiency and transparency of budget allocations, especially for countries with limited budgets for gender equality, as is the case in most Arab countries, where it is clear that the social and health costs of violence against women go largely undocumented. Furthermore, it will form a baseline from which to conduct a cost-benefit analysis of potential interventions aimed at the prevention and eradication of violence against women.

## ► Costing in the Arab region

Egypt was the first Arab State to conduct a national study on the cost of violence against women in 2015.<sup>11</sup> The total cost for women and families due to GBV was found to be approximately 2.17 billion Egyptian pounds in 2015. In collaboration with the United Nations Entity for Gender Equality and the Empowerment of Women (UN-Women) Regional Office for the Arab States and the Centre for Global Women's Studies, the United Nations Economic and Social Commission for Western Asia (ESCWA) then designed and implemented the first regional project in the Arab region, entitled *Estimating the Economic Cost of Violence against Women in the Arab Region*, in 2017. The regional project began by (1) laying the groundwork for the rationale for costing violence against women in the Arab region and (2) advocating for the importance of estimating the economic cost of violence against women among Arab States.

The project next developed an Arab economic

costing model that fits the region and takes into consideration the lack of data in this area. This model was based on two studies: (1) *Status of Arab Women Report – Violence Against Women: What is at Stake?* (2017)<sup>12</sup> and (2) *Estimating costs of marital violence in the Arab region: Operational Model* (2017).<sup>13</sup>

Then the report *Guidelines to Estimate the Economic Cost of Domestic Violence in the Arab Region* (2019)<sup>14</sup> was developed, detailing the purpose and importance of the costing exercise and recommending steps to take when conducting the costing of marital violence. The guidelines also outline how to translate the findings of an economic costing into concrete actions to ensure an outcome-oriented impact. The success of the regional project generated interest among Arab States, and Jordan is among the first Arab countries to implement the economic model.

In 2021, the State of Palestine estimated the economic costs of marital violence for women, households, communities and the economy as a whole.<sup>15</sup> This research found that, in total, the State lost between \$36 million (minimum) and \$45 million (maximum) due to violence against women in 2018. This includes out-of-pocket (OOP) costs, lost productivity, and unpaid household production and care work. Then, in 2022, a second study estimated the wider economic costs of violence against women for women, their households and the economy, as well as the costs of providing services to survivors of violence against women in the State of Palestine.<sup>16</sup> According to this research, the overall aggregate cost of violence against women, including the costs of inaction and the costs of service provision in the State of Palestine, was 297.45 million new Israeli shekel (\$86.47 million) for the year 2020.

These projects have generated a substantial body of analytical and operational findings that serve as the basis for undertaking the costing exercise in Jordan.

## Egypt costing study: impact

Employing the findings of the costing research in Egypt, the National Council for Women is currently advocating for policy change and for introducing new legislation and prevention mechanisms to combat domestic violence. In addition, in 2018, the Egyptian Ministry of Interior increased the number of female police officers and integrated a lecture for combating domestic violence into the police academy curriculum to ensure a more effective response by those on the front line.<sup>a</sup> There is now a special unit of women police officers for combating violence against women. Initiatives are also taking place with the Office of the Prime Minister to influence the allocation of the national budget to focus on prevention rather than protection activities.

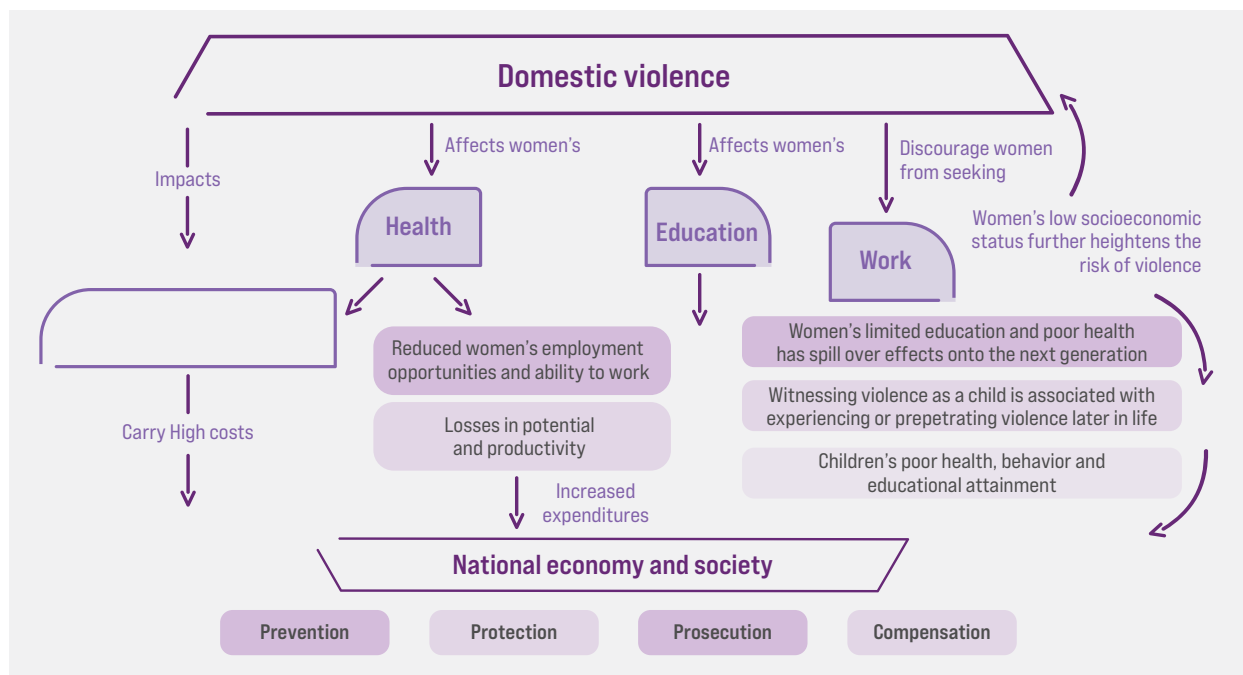
<sup>a</sup> [https://www.unodc.org/documents/evaluation/Independent\\_Project\\_Evaluations/2019/EGYZ33\\_Final\\_Independent\\_Project\\_Evaluation\\_June\\_2019.pdf](https://www.unodc.org/documents/evaluation/Independent_Project_Evaluations/2019/EGYZ33_Final_Independent_Project_Evaluation_June_2019.pdf).

## Conceptual framework

It is widely acknowledged that violence against women has multiple impacts that translate into losses for women, families and communities/businesses, as well as macro losses for society. The range of economic and social costs at the individual/household level, community/business level and

the Government/State level can be outlined in a conceptual framework (figure 1).<sup>17</sup> It details the pathways through which economic and social costs contribute to national losses. Economic costs, such as lost personal and household income, undermine economic growth.

**Figure 1. Conceptual framework – Economic/social impacts of violence against women and girls**



Source: Duvvury and others, 2017, p. 10.

# 1.

## Sociopolitical

### A. Sociopolitical and economic context

Situated in the Middle East, Jordan, officially known as the Hashemite Kingdom of Jordan, borders a number of countries including the Syrian Arab Republic and the State of Palestine. Jordan is a constitutional monarchy, governed by its constitution, the law, Islamic law (Sharia) and customs, with King Abdullah II serving as Head of State since 1999.<sup>18</sup> The country is divided into 12 governorates (Mhafaza), which are subdivided into districts, subdistricts, municipalities, towns and villages. Jordan is an upper-middle-income country,<sup>19</sup> which ranked 102 – in the high human development category – among the 191 countries and territories on the 2021/2022 Human Development Index (HDI).<sup>20</sup> In 2021, the GDP of Jordan stood at \$45.24 billion.

As of 2021, the population of Jordan was approximately 11 million, with 62 per cent between the ages of 15 and 64.<sup>21</sup> The vast majority of the population (90 per cent) resided in urban areas, while 9.7 per cent resided in rural locations. In addition, there were 112.5 males for every 100 females. Over the years, Jordan has welcomed different waves of refugees from neighbouring countries experiencing conflicts and regional instability. The ongoing conflict in the Syrian Arab Republic has resulted in a mass influx of refugees

into Arab countries and globally. Currently, Jordan hosts the second-highest proportion of these refugees per capita worldwide, with over 670,000 refugees registered with the Office of the United Nations High Commissioner for Refugees (UNHCR), predominantly from the Syrian Arab Republic.<sup>22</sup> This figure also includes large cohorts from Iraq, Yemen, the Sudan and Somalia.

The majority of these individuals (83 per cent) live in urban areas outside of refugee camps below the poverty line, with the preliminary results from a recent UNHCR and World Bank vulnerability assessment highlighting a worsening situation.<sup>23</sup> While essential services have been maintained in the refugee camps, refugees and host communities in urban areas struggle to access basic services, as well as to earn an income. UNHCR and ReliefWeb, among other organizations, are working with the Jordanian Government to find sustainable solutions.

Concerning employment in the country, the Refined Economic Activity Rate stood at 34 per cent, 54 per cent for males and 14 per cent for females. The Jordanian Labour Code No. 8 of 1996 and its amendments govern labour issues in Jordan.<sup>24</sup> To promote women's economic participation,



Jordan has introduced some legislative and policy improvements such as equal pay for work of equal value, an obligation to establish nurseries depending on the number of children, regardless of the

numbers of female employees, and flexible working arrangements. Women workers are entitled to maternity leave with full pay for 10 weeks including rest before and after delivery.

## B. Gender equality

In 2021/2022, the Gender-adjusted human development index (GDI) value for Jordan was 0.887, placing it in the high human development category, with an overall rank of 102 out of 191 countries and territories.<sup>25</sup> According to the Human Development Reports, in the periods 2010–2014 and 2017–2022, Jordan experienced some progress in overcoming prejudice against gender equality and women's empowerment. However, much work remains, with the COVID-19 pandemic compounding pre-existing challenges. For example, as of February 2021, a mere 12.3 per cent of parliament seats (16 seats out of 130 seats) were held by women, and women of reproductive age (15–49 years) continue to face barriers concerning their sexual and reproductive health and rights.<sup>26</sup>

In addition, according to UN-Women, women's economic participation is one of the most important challenges to achieving gender equality in Jordan.<sup>27</sup> For example, working mothers in Jordan face unique barriers to labour force participation due to the societally entrenched perception of them as primary caregivers. Compared to women with similar characteristics, married women are 12.5 per cent less likely to be engaged in the labour force than single women.<sup>28</sup>

Gender data gaps in key areas such as unpaid care and domestic work pose an additional problem.<sup>29</sup> According to the global database, 50 per cent of SDG 5 indicators are available in Jordan.<sup>30</sup> By contrast, this percentage increases to 64 per cent in the national SDG indicators database as of 2020.<sup>31</sup> A related issue is the lack of comparable methodologies for regular monitoring in numerous areas, including gender and poverty, physical and sexual harassment, women's access to assets (including land), and gender and the environment. To achieve gender-related SDG commitments in Jordan, closing these gender data gaps is of critical importance.

Concerning legislation, notwithstanding amendments made in 2019, the Personal Status Law of Jordan continues to be discriminatory.<sup>32</sup> For example, women are rendered dependent on the permission of a male guardian with respect to areas such as marrying for the first time and travelling abroad with their children. In addition, Article 340 of the Penal Code allows a man to be granted a reduced sentence if he murders or attacks his wife or any female relative in the alleged act of committing adultery or in an "unlawful bed".<sup>33</sup> As highlighted by Human Rights Watch,<sup>34</sup> these discriminatory laws render women vulnerable to violence.

## C. Violence against Women

Women and girls are subjected to multiple forms of violence, including domestic violence, marital violence, child marriage and murder.<sup>35</sup> As noted

above, 21 per cent of women and girls have reported being exposed to physical violence at the hands of their partner or another person within or outside the

family at least once since the age of 15 years.<sup>36</sup> In addition, more than 1 in 10 married women reported physical violence from a brother (13 per cent) or their father (12 per cent).

Only 24 per cent of married women who experienced physical or sexual violence from their husbands reported injuries.<sup>37</sup> Two thirds of these respondents

did not seek help or tell anyone about the violence. This is due to both social factors as well as the limited availability, accessibility, acceptability and quality of services delivered. Table 1 shows some of the results of the 2017/2018 Population and Family Health Survey regarding the prevalence of domestic violence in Jordan compared to the results of a previous survey carried out in 2012.<sup>38</sup>

**Table 1. Selected results of the Population and Family Health Survey in Jordan**

Population and Family Health Survey in Jordan	2017/2018		2012	
	Ever	In the past 12 months	Ever	In the past 12 months
Physical violence at the hands of their partner or another person	21%	14%	34%	13%
Physical violence at the hands of their partner	18%	13%	21%	11%
Sexual violence at the hands of their partner	5%	3%	9%	6%
Emotional violence at the hands of their partner	21%	16%	25%	17%
Physical, sexual or emotional violence at the hands of their partner	26%	20%	32%	22%

**Source:** Population and Family Health Survey in Jordan (2017/2018 and 2012).

**Note:** For ever-married women aged 15–49 years.

## ▶ Correlates of marital violence

While women in Jordan experience violence by a spouse or intimate partner, as well as by other family members, much of the literature focusing on establishing the factors that drive violence has focused on marital violence more specifically. The available literature has identified several key factors that are in line with findings from other countries, namely the woman’s age, education and employment, the husband’s education, the wealth status of the family, the woman’s participation in decision-making, and

the acceptability of wife beating.<sup>39</sup> The 2017/2018 Population and Family Health Survey reported that in Jordan, the “ever” category of experiencing marital violence including physical, sexual, and/or emotional violence:

- Increases with age, marital status, number of children, degree of acceptability of violence, witnessing marital violence in childhood and experience of marital control.
- Decreases with women’s and men’s education, household wealth and women’s decision-making.
- Has no clear relationship with employment.

A surprising result is that women who are married are significantly less likely to experience spousal violence (24 per cent) than women who are divorced/separated/widowed, which points to the fact that violence is often triggered by separation. In terms of experience of violence, in the last 12 months, the key factors seem to be age (+), education (-) and wealth quintile (-). A qualitative study of young married women reported that those who were forced to marry were uniformly likely to experience marital violence. Additionally, a majority of young women reported that mothers-in-law play “a vital role in promoting intimate partner violence and its manifestations, such as food deprivation”.<sup>40</sup> Not unsurprisingly, family interference in women’s

attempts to control pregnancy and family violence are specific risk factors.<sup>41</sup>

The level of marital violence in Jordan is also complicated by the large refugee population from the Syrian Arab Republic and other parts of the Middle East. The 2017/2018 Population and Family Health Survey indicates that the prevalence of marital abuse in the last 12 months is roughly 20.4 per cent among those of Jordanian nationality, 19.8 per cent among those from the Syrian Arab Republic and 21.9 per cent among other nationalities. This points to a need to have a particular lens on the needs of women in refugee settlements as regards services from the State.

## D. Law and policy on gender equality and violence against women and girls

Jordan has ratified several international human rights conventions obliging the State to ensure equality and non-discrimination on the basis of gender, including the International Covenant on Civil and Political Rights, the International Covenant on Economic, Social and Cultural Rights, and the Convention on the Elimination of All Forms of Discrimination against Women (CEDAW). In addition, the 1952 Constitution of the Hashemite Kingdom of Jordan and its amendments recognize the principle of equality as one of the most important forms of protection it enshrines.<sup>42</sup>

However, the prohibition of discrimination on the basis of gender is not explicitly stated.<sup>43</sup> Accordingly, numerous Jordanian human rights organizations continue to advocate for the amendment of Article 6 to add the word “gender” as one of the prohibited grounds for discrimination.<sup>44</sup> To address the lack of direct provision for women’s rights in the Constitution, some changes have been made, nonetheless, such as the 2022 amendment to Article 6, wherein

equality is now specifically guaranteed for “Jordanian men and women”.<sup>45</sup>

In 2020, the Cabinet also approved the National Strategy for Women in Jordan (2020–2025), renewing the Jordanian Government’s commitment to women’s empowerment and protection. This was followed by the adoption of the Gender Mainstreaming Strategy and Implementation Plan for the Public Security Directorate in Jordan (2021–2024)<sup>46</sup> and the Jordanian National Action Plan for the Implementation of United Nations Security Council resolution 1325 on Women, Peace and Security 2018–2021.<sup>47</sup> Both frameworks seek to ensure the translation of global commitments to women, peace and security, as well as gender equality, into concrete actions.

“Despite Jordan’s concerted efforts, there is still a need to complete the review process to ensure that all legislation is devoid of any article that discriminates against women, including in the Nationality Law, the Residency and Foreigners Act,

the Penal Code and the Personal Status Law".<sup>48</sup> The Jordanian National Commission for Women (JNCW) is collaborating with more than 40 national institutions (government and non-government, civil society organizations and those from the private sector) to develop executive action plans reflecting the interventions of the National Strategy for Women in Jordan NSW for the years 2022 and 2023. There are additional national strategies to protect women, such as the national matrix of priorities on domestic violence.<sup>49</sup>

The Jordanian Government has further taken serious steps over the past two decades to protect women from violence and to strengthen the response to the problem. In 1997, the Family Protection Department of the Public Security Directorate was established, the first in the region. Under the leadership of the National Council for Family Affairs (NCFA), the National Team for Domestic Violence Protection was also established in 2003, which leads coordination efforts between the various stakeholders. This team was supported by the issuing of a special regulation in 2016, providing oversight and follow-up powers for institutions working on domestic violence. In addition, a new domestic violence protection law was adopted in 2017 to better address the issue of violence against women. This was followed by the introduction of new guidelines under the Legal Framework for Dealing with Cases of Domestic Violence, aimed at enhancing the judicial sector

response to, and management of cases of, GBV in Jordan.<sup>50</sup>

In March 2022, the NCFA together with the United Nations Population Fund (UNFPA) Jordan and other stakeholders launched the Executive Plan for the National Priorities for Strengthening the Response to Gender-Based Violence, Domestic Violence and Child Protection 2021–2023.<sup>51</sup> The plan aims to strengthen the protection system in the Kingdom and reflects the most important interventions to ensure a quality and coordinated multi-sectoral response to GBV across the health, social services, police and justice sectors. The plan includes implementation activities for each sector that are classified according to seven main areas: human resources, capacity-building, service improvement, logistical support, legislation and policies, partnership and coordination, and awareness, as well as quantitative and qualitative performance indicators.

However, work concerning the legal frameworks that promote, enforce and monitor gender equality under the SDG indicator, with a focus on violence against women, is required.<sup>52</sup> For example, the Penal Code does not contain a definition of violence against women, domestic or family violence.<sup>53</sup> Rather, it stipulates the penalty for some crimes of sexual assault (if committed by a family member) and criminalized several acts of violence against women.

## E. Violence against women and girls services

Governmental and public sector services include front-line emergency services such as 911 response teams and police and ambulance services, as well as early response teams for survivors, including case management and early intervention provided by the Family Protection and Juvenile Department. Additionally, shelters and social services are provided by the Ministry of Social Development, and health services are provided by the Ministry of

Health. Protection orders are further provided by the Ministry of Interior.

The public sector interventions extend to perpetrators through the judicial and police services sectors, which include prisons. Non-governmental organizations (NGOs) and international non-governmental organizations (INGOs) provide a range of services: referrals; support and counselling; health care

[physical]; psychological services; legal and financial aid; shelter services; and training. NGOs, INGOs and the Government also invest in prevention through awareness, advocacy and support of policymaking.

Donors and development organizations play a crucial role in response efforts by making the necessary funds available for service provision (i.e. investments that are external to the Government's budget).

However, 2020 research from UNFPA and UN-Women indicates that Jordan faces several challenges in providing services to survivors, including a strained national system for protection from violence, a scarcity of resources, and the limited synchronization between policies and service provision.<sup>54</sup> Free legal aid using mobile teams, legal clinics and specialized lawyers in safe spaces for women and girls in

refugee camps have mostly been provided by NGOs. Additionally, GBV services in the health, criminal justice and social services sectors are mainly reliant on outside funding from donors, United Nations agencies and the United States of America, making it hard to sustain the provision of services. Lastly, GBV services in these sectors have limited access to national budgets and external donor funds, hindering the advocacy budgets of GBV which are mostly felt by the health and social services sectors.<sup>55</sup>

United Nations organizations such as ESCWA, UNDP, UN-Women, United Nations Children's Fund (UNICEF) and UNFPA work collaboratively and closely with the Jordanian Government and other partners to support violence against women prevention and response. In figure 2, the country's domestic violence response services for survivors and perpetrators provided by the public sector and NGOs/INGOs are outlined.<sup>56</sup>

**Figure 2. Domestic violence response services in Jordan**



Source: Authors' illustration.

# 2. Methodology

Addressing violence against women and girls requires a multifaceted approach, ranging from policy advocacy to community-based engagement. Assessing the costs of inaction<sup>57</sup> is important to illustrate to government planners the systemic loss to a country's economic potential in

clear terms. A complementary approach involves estimation of the costs of providing services to survivors of violence. This report focuses on both. To estimate the various costs, a combination of accounting and econometric methodologies is employed.<sup>58</sup>

## A. Objectives

1. To estimate the costs of inaction:

- OOP expenditures.
- Foregone income.

2. To estimate the cost of services provided to survivors of domestic violence against women and girls aged 15 and above in general, and the cost of

spousal violence in particular, as well as the cost of providing services to the perpetrators of violence, across the following sectors:

- Health.
- Criminal Justice.
- Social Services.

## B. Costs of inaction

The accounting methodology, which is based on a unit value, was used to estimate the OOP expenditures and foregone income. Econometric methods will be used to estimate productivity loss at the individual/household and national levels. To begin with, prevalence and incidence data will be calculated. The prevalence data will be used to estimate national level costs.

The 2021 Jordan violence against women survey is the primary data set which has been employed for estimating costs. Given the gaps in the data set, other secondary data such as the population of other governorates, DHS prevalence rates, wages and the State of Palestine Time Use Survey 2012/13 data have been used. The methodology underpinning each type of cost is outlined below.

## 1. Calculating prevalence of violence in the last 12 months and “ever”

To ensure robustness in estimating the costs of violence, the analysis was limited to the last 12 months. However, as costs incurred in the last 12 months can be a result of earlier violence, the prevalence of violence in the last 12 months and “ever” was estimated. The prevalence of marital violence was estimated using the 2021 Jordan violence against women survey questions Q404 B1 to Q405 B8, which focus on experiences of psychological, physical and sexual violence perpetrated by husbands in the last 12 months (the annex provides the detailed questionnaire). These questions were asked of women who had

been married at some time in the last 12 months, excluding those who were widowed, separated or divorced before the last 12 months. The prevalence measured is thus of currently married women – that is, women who were in a marital relationship during the last 12 months.

If a woman experienced a particular form of violence even “sometimes” in those last 12 months, following international practice, she was categorized as having experienced violence. For estimating “ever” violence, questions Q404 A1 to Q405 A8 were used. A woman was categorized as experiencing “ever” violence if she answered “yes” to experiencing any of the different forms of violent behaviour (table 2 for classification of types of violence).

**Table 2. Classification of types of violence**

Psychological violence	Did he humiliate you or make you feel bad about yourself?
	Did he say or do something to humiliate you in front of others?
	Did he threaten to hurt you or hurt someone you love?
	Did he do things to scare or intimidate you intentionally?
Physical violence	Did he push or shake you, or throw anything at you?
	Did he slap you?
	Did he bend your arm or pull your hair?
	Did he hit you with his fist or anything else that might hurt you?
	Did he kick you with his foot, pull you or hit you hard?
	Did he try to choke or burn you on purpose?
	Did he threaten you or attack you with a knife, a gun or any other weapon?
Sexual violence	Did he force you to have sexual intercourse even when you didn’t want to?

Source: Jordan violence against women Survey, 2021.

## 2. Out-of-pocket costs

OOP costs were estimated for women who reported any form of violence in the last 12 months. They include costs incurred by survivors for accessing health and legal services, other financial costs and replacing property. All OOP costs were estimated using expansion weights to derive the total number of survivors nationally reporting each category of expenditure.

### (a) Health costs

OOP health costs cover money spent in the last 12 months on services including: doctor, nurse, pharmacist or technician fees; hospital rates, clinic or health centre fees (except for residence); hospital residence fees; transportation including escorts; examinations (X-ray, laboratories, etc.); medicine and treatments; alternative medical treatment (Arabian medicine, bone-setting, medicinal herbs); other expenses in relation to health care (food, drinks, etc.) including escorts; medical consultations (psychiatrists, therapists, etc.); and other medical or health reports.

### (b) Legal costs

OOP legal costs are those costs incurred in the

The total OOP costs for survivors are estimated as:

$$\text{OOP costs} = \text{Health costs} + \text{Legal costs} + \text{Other financial costs} + \text{Property replacement costs}$$

The total OOP costs are then estimated as a proportion of the annual per capita non-food expenditure of Jordan,<sup>59</sup> using the following formula:

$$\text{OOP costs as a proportion of annual per capita non-food expenditure} = \frac{\text{average OOP cost incurred by survivors}}{\text{Annual per capita non-food expenditure}}$$

last 12 months by survivors of marital violence, including: attorney fees; court and complaints fees; consultations (heading to the legal advice centre); other reports or fees (police, lawyer, etc.); other expenses (transportation, communication, food, etc.); and online legal consultations.

### (c) Property replacement costs

OOP property replacement costs include the cost of replacing property in the last 12 months due to destruction or breakage by a woman or her husband because of marital violence against the woman. These items include: dishes, utensils, cutlery; electronic devices (mobile, remote control, tablet, laptop); electrical tools; car; bicycle, children's toys; antiques, wall clocks; carpets; clothes; furniture like sofas and couches and "other/specified".

### (d) Other financial costs

OOP "other financial costs" are those incurred by survivors of marital violence in the last 12 months, including: transportation fees paid to go to one's parents' house or other destinations as a result of leaving the house or the place where the violent behaviour occurred; telecommunication and cell phone bills; other expenses (food, drink, house rent, hotel rent, shelter, etc.).

## 3. Unpaid household production and care work

Loss of unpaid household production in the form of domestic work and care work for children and the elderly because of marital violence in the last 12 months was also estimated. Due to their violence against their wives, husbands may stop doing domestic and care work. Their lost days have also been estimated.



Care work activities include: taking care of children (childbearing, feeding/breastfeeding, giving baths, getting children ready for school, giving medical/health care to children, dropping children off at school or college); taking care of elderly persons and those in poor health (personal care, medical care, accompanying elderly individuals to medical/health services, preparing food for ill and elderly people); and teaching children (helping them in reading and training them).

The domestic activities involved include: different household chores (preparing meals; setting occasional rooms, bathrooms, kitchen, etc.; cleaning, sweeping, washing, tidying, dusting, cleaning the windows, floor polishing, throwing out the garbage); shopping for family supplies (groceries, medical supplies, school supplies, fuel, clothes, appliances and furniture); and other household chores (the occasional garage, yardwork).

Survivors were asked about the number of days that they or their husbands could not perform the above-mentioned care and domestic activities. The number of days has been converted into care workdays lost using the following formula:

$$\text{Total care work days lost} = \frac{\text{Number of days activities and care work could not be performed} \times \text{Average minutes spent on activities}}{\text{Total minutes in an hour (60)} \times \text{Total care work hours in a care workday (6.63 or 2.65)}}$$

The average minutes spent on domestic activities and care work by men and women have been taken from the main findings of the State of Palestine Time Use Survey 2012/13, available on the Palestinian Central Bureau of Statistics (PCBS) website.<sup>60</sup> Based on the findings, a care workday for a woman has been assumed to be equivalent to 6.63 hours; for husbands who do care work, it has been assumed to be 2.65 hours.

Estimation of care workdays also required a breakdown of time spent by both women and men on domestic activities and care work. As this breakdown is not available in the time-use report, it is assumed that, after deducting time spent on shopping, 90 per cent of the remaining time for domestic activities is spent on various household chores and 10 per cent on other household chores. For care work, it has also been assumed that 70 per cent of time is spent by men and women on caring for children (this includes 50 per cent on children's education), and 30 per cent on elderly care. To monetize care workdays, the minimum daily wage for women and men was converted into an hourly wage, then multiplied by the respective number of care work hours of women and their husbands.

## 4. Productivity loss

Productivity loss is more than simple absenteeism – that is, missing work. It incorporates the impact of arriving late (tardiness) and working irregularly or less productively (presenteeism) as a result of violence. It also leads to productivity loss for the perpetrators of marital violence.

Productivity loss is therefore estimated for both survivors and their husbands. The questions/items for the measurement of absenteeism, tardiness and presenteeism were drawn from the 2021 Jordan violence against women survey and the weights were drawn from Duvvury, Vara-Horna and Chadha (2020).<sup>61</sup> Table 3 shows the items used to measure productivity loss for survivors, with their respective weights. A weight of 1, for example, implies that the workday is counted as a full day, while a weight of 0.25 represents one quarter of a workday.

**Table 3. Productivity loss items for survivors**

Type	Weights
<b>Absenteeism</b>	
You were absent from paid work (paid leave)	1
You were absent from paid work (unpaid leave)	1
You were absent from unpaid work (unpaid family member or other)	1
You lost your paid job	1
<b>Presenteeism</b>	
Was your ability to work affected, which led to a decrease in your productivity or the quality of your achievement?	0.25
<b>Your husband has disrupted or confused your business (Examples: frequent calling, threats, coming to the workplace, etc.)</b>	<b>0.25</b>
Your ability to focus was reduced	0.25
Low self-confidence	0.25
<b>Tardiness</b>	
Having to change the route or means of transportation due to fear of going to work	0.125

**Source:** Authors' own, based on the 2021 Jordan violence against women survey; Duvvury, Vara-Horna and Chadha, 2020.

Absenteeism among husbands was measured using the same items except for losing a job, while presenteeism was measured by a single question on the husband's work being negatively affected. To monetize productivity loss, average wages for women and men in Jordan for all occupations were used.

## 5. National cost of inaction

As the 2021 Jordan violence against women survey only collected data on one governorate (Balqa), DHS prevalence rates were used to estimate the number of survivors in all governorates. The use of DHS prevalence rates is a conservative method

so as not to project prevalence rates for other governorates based on Balqa Governorate survey data. Moreover, Balqa was chosen because it had the highest prevalence rate in the 2017/2018 DHS survey, thus providing more robust data for analysis of experiences of women survivors. In addition, the aim of the Balqa survey was to estimate the cost of a single case rather than to measure the depth of the phenomenon. Given the lack of data for other governorates, the proportion of survivors incurring various costs and the respective unit cost for the remaining governorates were assumed to be the same as in the case of Balqa. That said, it must be acknowledged that the national cost of inaction is most likely an underestimate.

## C. Costs of service provision

The estimation of the costs of service provision is based on a desk review of published statistics and models focused on estimating the costs of service provision to women and girls experiencing domestic violence. The focus was placed on collecting financial data, time allocation data and beneficiary numbers. These data were collected from services across the following areas: health care; law enforcement and the justice system; penitentiary institutions for abusers; and social and specialized services for women victims/survivors. The data collected were reviewed and discussed with the responding institutions, and then tabulated using Microsoft Excel.

Data collection tools were developed on the basis of four consultation sessions to raise awareness of the national stakeholders on the topic and to understand survivors' help-seeking journeys. The guidelines from the 2019 *Guidelines for Estimating the Economic Cost of Domestic Violence in the Arab Region*<sup>62</sup> were used to inform the design of these tools. The following data collection and verification approaches to generate the required data for the costing were used:

- Published budgets and annual reports.
- Service provider surveys.
- Administrative data.
- In-depth interviews.
- Expert judgment.

### 1. Overview of cost calculation

To estimate the cost of service provision for survivors and perpetrators of domestic violence, the direct accounting methodology has been adopted as the basis for developing costing models based on one of two methods depending on the availability of data: bottom-up (based on detailed costs of providing the service) and top-down

proportional approach (derived from the annual budget), and the following was defined for each institution/service:

- Operational and administrative expenses necessary to provide the service.
- The percentage of time used to provide the service to the target group out of the total time used for the services provided or the time used to provide the service for each case.
- The number of female survivors receiving services or the percentage of female survivors or perpetrators who received services.
- The average number of days that the service is used.

Where the costs for different services can be calculated, e.g. the cost of providing each service individually, the following formula is used:

$$P = \sum_n \left\{ \frac{wL + rK + p * RM}{C} \right\} * MV_i * u_t$$

Where the numerator is the operating budget for a service, including the salary cost (with  $w$  as the wage and  $L$  as the number of staff) and material costs such as supplies, training materials, and so on ( $p$  is the price and  $RM$  is the amount of material), and  $rK$  is the infrastructure and equipment cost; the denominator is the total number of clients serviced by the service; the ratio represents the unit cost; and  $MV_i$  represents the number of survivors of violence using the service and  $u_t$  the number of times a service is utilized.

Then, after calculating the cost of individual services, the total cost is calculated. The total cost of providing services can be expressed as follows:

$$TCSP = \sum_{i=1}^n CSP_i - \sum_{i=1}^n ps_i$$

Where  $CSP_i$  is the “cost of service provision” and  $ps_i$  is the fees paid by individual women for the services.

Three types of approaches are used to estimate the cost of the services based on the availability of data:

- The unit cost approach.
- The proportional operating cost approach.
- The total operational cost.

The unit cost approach estimates the cost of a certain service package provided to a survivor in a certain case (e.g. per day hospital cost or medical service package for a survivor with grievous injuries). The unit cost was estimated based on using a sample of the service providers that provide similar services (such as hospitals, clinics) to calculate the average unit cost of the service. To estimate the national cost, the unit cost was then multiplied by the total number of domestic violence cases across the Kingdom which were collected from the relevant ministry. This method was applied to the health sector.

Another approach to estimate the unit cost was based on the time spent to provide services by the relevant employees. This was applied to forensic medicine services, Sharia judicial services and protection order services provided by the Ministry of Interior.

For other services provided by the public sector, the proportional operating cost approach was used. This method is based on identifying the share of survivors in the total number of service recipients (e.g. 30 per cent of the total social services budget spent for survivors). The cost was thus proportional to the number of survivor/perpetrator cases. This method was applied to law enforcement, the judicial system, shelters and the social services offices.

Regarding the NGOs and INGOs that provide domestic violence services, specific populations are not available. Therefore, a snowball approach was

applied to identify a population of such organizations providing violence against women services. These NGOs and INGOs were approached to assess the availability of services. Once confirmed that they provide violence against women services, NGOs and INGOs were approached for an interview and asked to fill out the questionnaire. The cost per NGO and INGO was mainly estimated using the proportional operational cost estimation. After calculating the cost for each responding NGO/INGO, the response rate for completing the questionnaire was adopted to estimate the total NGO and INGO population costs for services provided to women and girl survivors of domestic violence aged 15 and above. This rate was calculated as the percentage of responding NGOs/INGOs out of the total identified population of NGOs/INGOs providing services for domestic violence survivors across the Kingdom.

Lastly, the total operational cost approach applies to 24 hours per day, 7 days per week services (e.g. a telephone hotline for survivors of violence).

The team analysed the tabular data collected using a cost estimation model. An Excel spreadsheet designed for each responding organization was used to calculate the costs of providing services by type of service provider and by sector. Creating the costing model for each organization via Excel enabled transparency, accessibility and transferability. The Excel spreadsheets were then reviewed with the corresponding organization to verify the results.

The model was designed to provide the total cost of the response to women and girls surviving domestic violence; the services provided to the perpetrator; the share of the cost that relates to the target age group of women/girls; and the services provided to survivors of spousal violence in particular. The model for calculating the costs focused on direct tangible costs, which are the actual expenses paid, thereby representing the actual money spent by service providers during 2021.

## 2. Cost estimates

The costs of service provision focus on violence within the family against women and girls aged 15 and above, in general, and then marital violence in particular. Data were collected on the services provided, with a focus on collecting budget-related data, to estimate the economic costs of services due to domestic violence perpetrated against women and girls aged 15 and above by individuals within the family, including violence perpetrated by the husband, if available.

Cost estimates refer to the year 2021 and are based on a typical case, covering the age group of 15 years and above, with a particular focus on the costs of marital violence. These estimates are derived from administrative data and data collected directly from the organizations providing services to survivors and perpetrators, including government entities, NGOs and INGOs. Data have thus been collected and analysed concerning: the public sector response; policy support, coordination and advocacy; the NGO response; and the donor contribution to response efforts. The public sector response comprises health services, law enforcement, Ministry of Social Development Social Services, and divorce and religious courts. In addition, data have been collected on the services provided by the Ministry of Awqaf and Islamic Affairs through its family counselling section.

Questionnaires were designed to collect the largest possible amount of detailed cost information as a result of providing relevant services to survivors and the economic cost of the State response (police and judiciary) to the alleged offender or the convicted person. The questionnaires were designed and used in Arabic and have been translated into English for reference (annex).

Data were collected from the identified institutions on the actual expenses and actual cases receiving services. The questionnaires were mailed to the

identified entities. This was followed by a meeting to discuss the questionnaire and to provide guidance on how to fill it in. Additionally, the research team was available to receive calls from respondents for further clarification, followed up by meetings and interviews with the respective respondents from the institution.

The data (including costs and the number of individuals who have accessed the services) were not readily available within government institutions, NGOs or INGOs. Therefore, communication with various departments and staff was necessary to complete sections of the questionnaire on both financial and operational data.

After completing the process of filling out the questionnaire, the completed questionnaire was reviewed and further liaison in the form of meetings, interviews and calls was scheduled to verify the data and cost estimates.

Various approaches have been attempted to gather incomplete information, as well as to cover the apparent data gaps, including analysing official published budgets, analysing websites of the responding organizations that provide service provision statistics, and conducting meetings with experts including Sharia lawyers, financial experts, social services experts and police response experts.

## 3. Costing of services

The costing of services targeted a total of 79 institutions<sup>63</sup> that were identified as providers of services to survivors and perpetrators of domestic violence, shown below in table 4. In addition to a number of donors and development organizations, the institutions include those from the public sector, semi-governmental organizations, NGOs and INGOS operating in the Kingdom. Multiple representatives and stakeholders from each institution and from different departments took part in the data collection.

**Table 4. List of participating institutions by function**

Public sector services	
Ministry of Health	
General hospitals	<ul style="list-style-type: none"> <li>• Zarqa Governmental Hospital</li> <li>• Karak Governmental Hospital</li> <li>• Salt Governmental Hospital</li> <li>• Al-Bashir Governmental Hospital</li> <li>• Princess Basma Teaching Hospital</li> </ul>
Comprehensive health centres	<ul style="list-style-type: none"> <li>• Al-Mazar Comprehensive Health Centre</li> <li>• Ajloun Comprehensive Health Centre</li> <li>• Qweismeh Comprehensive Health Centre</li> <li>• Ain Al-Basha Comprehensive Health Centre</li> <li>• North Madaba Comprehensive Health Centre</li> <li>• Amman Comprehensive Health Centre</li> </ul>
Psychiatric medicine	<ul style="list-style-type: none"> <li>• National Centre for Mental Health</li> </ul>
Forensic medicine	<ul style="list-style-type: none"> <li>• National Centre for Forensic Medicine</li> </ul>
Social services (within the Ministry of Health)	<ul style="list-style-type: none"> <li>• Directorate of Women and Child Health, Domestic Violence Section</li> </ul>
Other (within the Ministry of Health)	<ul style="list-style-type: none"> <li>• Ministry of Health Training Section</li> <li>• Ministry of Health Financial Department</li> </ul>
Public Security Department	
Law enforcement	<ul style="list-style-type: none"> <li>• Control and Operations Directorate</li> <li>• Criminal Investigation Department</li> <li>• Rehabilitation and Correction Centres Department Family Protection and Juvenile Department</li> <li>• Forensic and Laboratories Department</li> <li>• International Cooperation and Planning Department</li> </ul>
Other (within the Public Security Department)	<ul style="list-style-type: none"> <li>• Finance and Planning Directorate</li> </ul>
Ministry of Interior	
Ministry of Interior Governorates	<ul style="list-style-type: none"> <li>• Karak Governorate</li> <li>• Balqa Governorate</li> <li>• Capital Governorate</li> <li>• Irbid Governorate</li> </ul>
Other (within the Ministry of Interior)	<ul style="list-style-type: none"> <li>• Human Rights Directorate</li> </ul>

Public sector services	
Ministry of Social Development	
Social services	<ul style="list-style-type: none"> <li>• Protection and Domestic Violence Department <ul style="list-style-type: none"> <li>• Social Service Office (Russeifa)</li> <li>• Social Service Office (Irbid)</li> </ul> </li> <li>• Social Service Office (East Amman)</li> <li>• Social Service Office (Central Amman) <ul style="list-style-type: none"> <li>• Social Service Office (Karak)</li> <li>• Social Service Office (Al-Balqa')</li> </ul> </li> <li>• Social Development Directorate (Tafilah)</li> <li>• Social Development Directorate (Balqa)</li> <li>• Social Development Directorate (Karak)</li> </ul>
Shelter services	<ul style="list-style-type: none"> <li>• Shelter – Dar Al Wifaq Osari Home (Amman)</li> <li>• Shelter – Dar Al Hanan Orphanage (Irbid) <ul style="list-style-type: none"> <li>• Shelter – Dar Alwifaq Alosari (Irbid) <ul style="list-style-type: none"> <li>• Shelter – Dar Aminah</li> </ul> </li> </ul> </li> <li>• Shelter – Russeifa Care Home for Girls</li> </ul>
Ministry of Awqaf and Islamic Affairs	
Finance and operations	<ul style="list-style-type: none"> <li>• Accounting Department</li> <li>• Guidance Department</li> </ul>
Ministry of Justice	
Courts	<ul style="list-style-type: none"> <li>• Amman Primary Court</li> </ul>
Judges	<ul style="list-style-type: none"> <li>• Domestic Violence Judge</li> <li>• Domestic Violence Dispute Settlement Judge</li> </ul>
Other (within the Ministry of Justice)	<ul style="list-style-type: none"> <li>• Liaison Officer</li> </ul>
Judicial Council	
Judges	<ul style="list-style-type: none"> <li>• Judge – Manager of Development and Planning</li> </ul>
Supreme Judge Department	
Judges	<ul style="list-style-type: none"> <li>• Judge</li> </ul>
Semi-governmental organizations	
JNCW	
Operations and finance	<ul style="list-style-type: none"> <li>• Financial and Administrative Manager</li> <li>• Project Officer</li> </ul>
NCFA	
Social services	<ul style="list-style-type: none"> <li>• Senior Protection and Development Specialist</li> </ul>

Public sector services	
Operations and finance	• Accountant
The Higher Council for the Rights of Persons with Disabilities	
Social services	• Directorate of Mobile Living Grants • Equal Opportunity Manager
Finance	• Financial Manager
National Centre for Human Rights	
Social services	• Protection Manager
Donors and development organizations	
	<ul style="list-style-type: none"> <li>• UNFPA</li> <li>• UNICEF</li> <li>• USAID</li> <li>• Deutsche Gesellschaft für Internationale Zusammenarbeit (GIZ)</li> </ul>
NGOs and INGOs	
Local NGOs (Jordan)	
	<ul style="list-style-type: none"> <li>• Jordan River Foundation</li> <li>• Institute for Family Health – King Hussein Foundation <ul style="list-style-type: none"> <li>• SOS Children’s Villages Jordan</li> </ul> </li> <li>• Solidarity Is Global Institute/Jordan (SIGI) <ul style="list-style-type: none"> <li>• Jordanian Women’s Union</li> <li>• Justice Centre for Legal Aid</li> </ul> </li> <li>• Arab Women Organization of Jordan</li> <li>• Support to Empower Women Society</li> <li>• Family and Child Protection Society</li> <li>• Charitable Family Affairs Welfare Association/Jenaa Development Centre/Adult Education Centre <ul style="list-style-type: none"> <li>• Family Awareness and Guidance Center/Housewives Association</li> <li>• Ruwwad Al-Khair Association for Community Development <ul style="list-style-type: none"> <li>• The Islamic Charity Center Society</li> <li>• Jordan Health Aid Society</li> </ul> </li> </ul> </li> <li>• Musanadah Association for Sustainable Development and Enhancement <ul style="list-style-type: none"> <li>• Roaawomen</li> </ul> </li> </ul>



## Public sector services

### INGOs

- International Medical Corps
- Save the Children Jordan
- Terre des Hommes Italia
- EuroMed Feminist Initiative
  - Questscope
  - Caritas Jordan
- Danish Refugee Council (DRC)
  - HelpAge International
- Intersos Humanitarian Aid Organization
  - Terre des Hommes (TDH)
- International Federation of Red Cross and Red Crescent Societies (IFRC)

# 3.

## Assumptions and limitations

### A. Costs of inaction

Significant challenges were faced in the calculation of various estimates due to data unavailability. As such, assumptions were made to establish certain estimates. As the 2021 Jordan violence against women survey was based on only one governorate, DHS prevalence rates were used to establish the national estimates. In terms of care work and domestic work, the Jordan violence against women 2021 survey did not collect time-use data, nor were appropriate data available. Therefore, data from the State of Palestine 2012/2013 Time Use Survey were used. However, even the State of Palestine data did not provide a breakdown of the average minutes spent by women and men on domestic activities and care work. For this reason, it was assumed that, after deducting time spent on shopping, 90 per cent of the remaining domestic activities' time is spent on various household chores and 10 per cent on other

household chores. For care work, it has also been assumed that 70 per cent of time is spent by men and women on caring for children (including half on children's education) and 30 per cent on elderly care.

In addition, the 2021 Jordan violence against women survey did not collect data on the wages of working women. Therefore, a unique wage for each woman could not be used to monetize costs. Instead, the average Jordan wage of all sectors was used to establish the national estimates.

Finally, the monetized costs produced are significant underestimates, as the psychological trauma that survivors and family members experience, missed school days and lack of survivors' labour force participation due to violence against them, have not been accounted for in this report.

### B. Costs of service provision

While this research tried to present the actual cost of service provision concerning cases of domestic violence in Jordan, due to the following limitations, the estimates are indicative rather than conclusive:

- There is no national system for the ongoing collection of data about domestic violence against women. As such, the estimates are often drawn from data gathered by each individual service

provider for its own purposes. For example, hospitals collect information about survivors to provide patient care and for billing purposes from the national health insurance system. They may or may not record some details about the violence itself or the perpetrator and his or her relationship to the survivor. This implies that there are some reporting and data availability gaps.

- In many cases, the data are collected by the service provision unit and reported to a central unit manually. This may cause a loss of data if no serious follow-up from the central unit is implemented. This, again, implies that there are some reporting and data availability gaps.
- In many cases, survivors are reluctant to report violence, which leads to an underestimation of the cost of service provision. For example, when medical care is required, women may attribute their injuries to other causes. Additionally, if the

service provider discovers an incident of violence, no mandatory reporting is required if the survivor is of a certain age.

- The repetitive nature of domestic violence cases suggests that the same survivor may be subject to several incidents. It is not clear if the available data refer to the number of survivors or the number of incidents.
- There is a dearth of studies estimating the cost of service provision to women survivors of domestic violence in Jordan, which allows little room for checking the results of the estimations.
- Jordan does not have an official registry that clearly shows the available service providers in the country. Thus, the research team used snowball sampling to identify the service providers' population. It is possible that some providers have been omitted.

# 4. Results

This section of the report provides: (a) the cost of inaction in the Balqa Governorate based on the 2021 household survey; (b) the cost of service provision across five key sectors; and (c) the national economic cost of violence against women in Jordan, which includes the national cost of inaction extrapolated on the basis of the Balqa Governorate estimate, as well as the national cost of service provision across the country.

## A. Cost of inaction in Balqa

This section provides the results of the prevalence of violence; OOP costs; care and domestic work loss; productivity loss; and the provincial estimate of the cost of inaction in the Balqa Governorate. As outlined in the methodology, this estimate is based primarily on estimating the unit cost of accessing a service or the average number of days missed from work or care work. Monetization of missed workdays is based on the average daily wage.

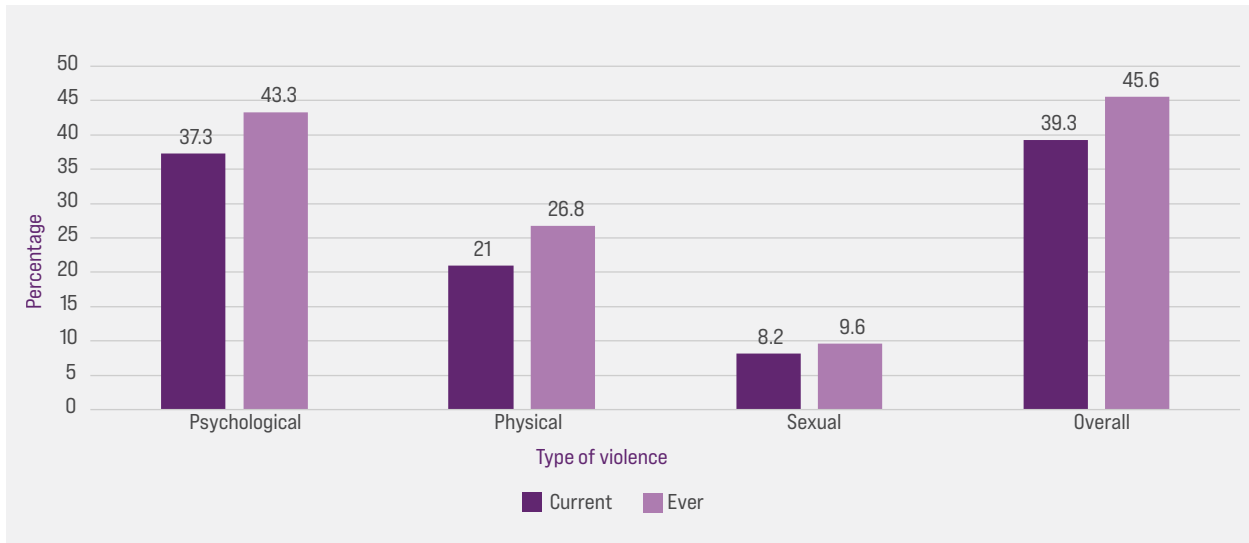
### 1. Prevalence of marital violence in the last 12 months and “ever”

Approximately 4 in 10 currently married women (39.3 per cent) report experiencing at least one form of violence by their husbands in the last 12 months, with 21 percent of currently married women reporting physical violence and 8 per cent reporting sexual violence in the last 12 months. Nearly 46 per cent of currently or ever-married women also

report experiencing “ever” violence, with 27 per cent reporting having ever experienced physical violence and 10 per cent having ever experienced sexual violence. The prevalence of the different forms of violence experienced in the last 12 months and “ever” is shown in figure 3.

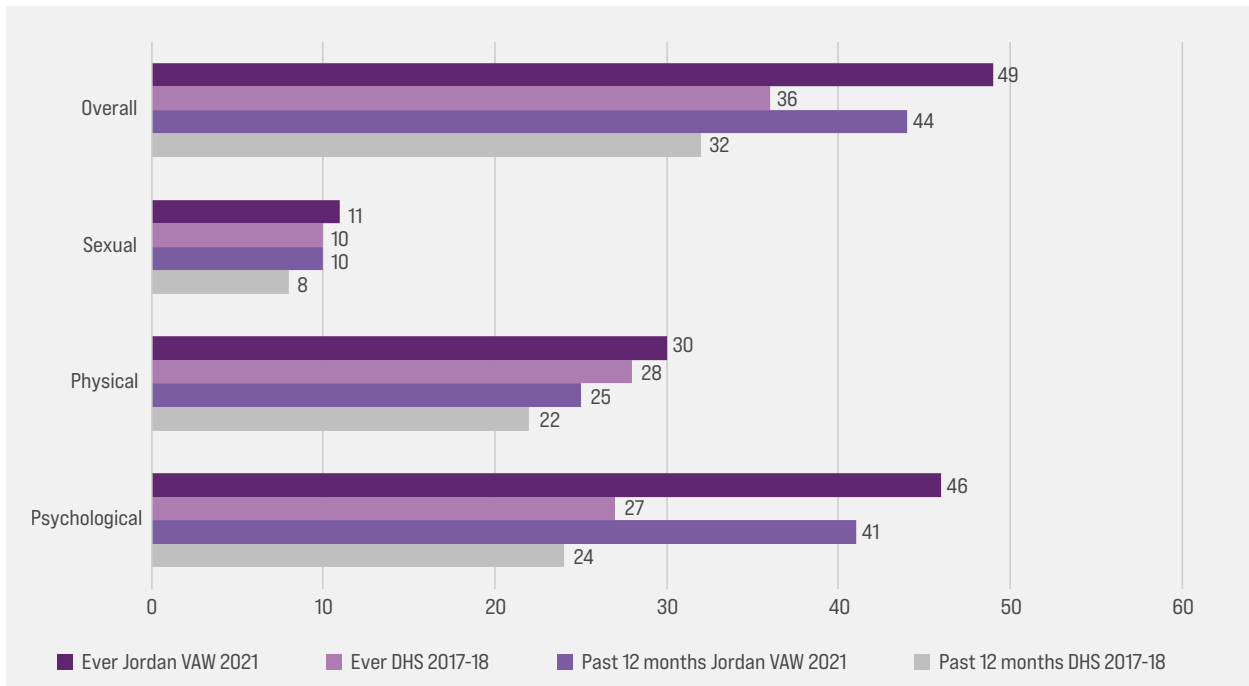
Figure 4 displays the prevalence of violence in the 2021 Jordan violence against women survey in comparison to the 2017/2018 DHS Survey. As shown in figure 3, the 2021 Jordan violence against women survey has consistently higher prevalence rates of violence for Balqa. While the difference in terms of sexual and physical violence is much narrower, the 2021 survey rates for psychological violence are almost double those reported in the 2017/2018 DHS Survey. The primary reason for such a difference could be due to the survey having been conducted during the COVID-19 pandemic, which led to an increase in violence against women and girls globally. Another factor that may explain the difference is that the DHS survey had a

**Figure 3. Different forms of marital violence experienced by currently and ever-married women in Balqa Governorate, 2021**



Source: Jordan violence against women survey, 2021.

**Figure 4. Prevalence comparison: Jordan 2021 violence against women survey and DHS Survey**



Abbreviation: VAW, violence against women.

Source: Jordan violence against women survey, 2021 and DHS (2017/2018).

Note: Calculated for women aged 15–49.

very low sample for Balqa (approximately 300) covered compared to a sample size of 8,000 in the 2021 survey capturing the experiences of a larger number of women.

## 2. Determinants of violence

Table 5 provides the results of the determinants

of violence using multivariate binary logistic regression. The predictors used in the model include age, education of woman, education of husband, polygamy, work status of woman, work status of husband and house ownership. The base category for education of a woman or her husband was taken to be “no education” (illiterate or can “read or write” with no completed formal education).

**Table 5. Determinants of violence**

	Odds ratio	Sig.	95% CI for odds	
Age	.982	.000	.977	.987
Primary women	1.210	.166	.924	1.584
Secondary women	1.124	.409	.851	1.486
Tertiary women	.978	.888	.717	1.334
Primary husband	.932	.644	.691	1.257
Secondary husband	.715	.035	.523	.977
Tertiary husband	.567	.001	.407	.709
Polygamy	2.448	.000	1.871	3.205
Work husband	1.071	.296	.942	1.216
Work woman	.965	.685	.812	1.147
Ownership house	.894	.290	.727	1.100
Constant	1.468	.082		
Chi-square	210.7			
	(p<0.01)			
N	5,754			

**Source:** Jordan violence against women survey, 2021.

The regression model is statistically significant (chi2=210.7, p<0.01). Only age, secondary education of the husband, tertiary education of the husband and polygamy have been found to be statistically significant. Age has been found to be a protective factor (OR=0.98, p<0.01). As survivors grow older by a year, their odds of experiencing violence have been found to decrease by 2 per cent. Secondary education (OR=0.72, p<0.05) as well as tertiary education (OR=0.57, p<0.01) of the husband have also been found to be protective factors. Survivors

with husbands having secondary education and tertiary education have been found to have lower odds of experiencing violence by 28 per cent and 43 per cent, respectively, compared to survivors with husbands who are illiterate or who could only read or write. Polygamy has been found to be a risk factor (OR=2.4, p<0.01). Survivors whose husbands have more than one wife have 140 per cent higher odds of experiencing violence compared to survivors whose husbands have only one wife. Next, we present the results for OOP costs.

### 3. Out-of-pocket costs in the last 12 months

Approximately 1 in 5 survivors (about 23.5 per cent) required health care, yet only 1 in 10 survivors (11.5 per cent) received health care. About 1 in 10 (10.1 per cent) currently married women experiencing marital violence reported OOP health service costs, with 205.20 Jordanian dinar (JD) as the average expenditure incurred.

In terms of legal services, about 13 per cent of survivors reported requiring legal aid, with approximately 5 per cent of survivors reporting receiving legal services. About 5 per cent of currently married women experiencing marital violence reported OOP expenditure on legal services, with a mean expenditure of JD615.30.

Nearly 1 in 3 (28 per cent) currently married women experiencing marital violence in the last 12 months reported incurring other financial costs such as transportation fees for travel to a parent's house,

or other destinations, as a result of leaving the house or the place where the violent behaviour occurred. Other costs, including telecommunication and phone bills, as well as expenses for food, drink, house rent, hotel rent, shelter and transportation, due to this violence were reported. The mean expenditure for other financial costs was JD45.70.

A common cost incurred by a majority of survivors was loss of property or property damage. Almost half (46 per cent) of currently married women experiencing marital violence reported special items being destroyed in the last 12 months due to marital violence perpetrated against them. The mean expenditure for replacing these items, incurred or estimated, was JD127.

Overall, more than half (56.5 per cent) of currently married women experiencing marital violence in the last 12 months reported incurring some OOP expenditure, with a mean expenditure of JD213.2.

Table 6 provides an overall estimate of the OOP costs incurred by survivors of marital violence.

**Table 6. Out-of-pocket costs incurred by survivors of marital violence in the last 12 months in Balqa Governorate**

	N (Sample)	N (Population)	Percentage of Survivors	Mean (JD)	Total cost (JD)	Total cost (dollar)
Health	267	3,880	10.1	205.2	796,231	1,122
Legal	121	1,755	4.6	615.3	1,080,130	1,522,983
Financial	741	10,775	28.0	45.7	492,110	693,875
Property replacement	1,224	17,781	46.3	127.0	2,257,958	3,183,720
Overall	1,493	21,696	56.5	213.2	4,626,165	6,522,893
Overall (95% CI)				181-245.4		
Average annual per capita non-food expenditure				1463.1		
OOP				15%		

**Source:** Calculated from Jordan violence against women survey, 2021.

**Note:** Exchange rate used is JD1 = \$1.41. Average annual per capita non-food expenditure is taken from the Department of Statistics, report on household income and expenditure, 2017-2018.

The average yearly per capita non-food expenditure in Balqa is JD1,463.10, adjusted for inflation. This implies that more than half of marital violence survivors who incurred some OOP costs spent, on average, a whopping 15 per cent of their yearly household non-food expenditure on these costs.

#### 4. Care work and domestic work

A significant percentage of currently married

women experiencing violence in the last 12 months (15 per cent) reported missing childcare for approximately 7.2 days, resulting in approximately 45,000 days where survivors could not take care of their children. This is shown in table 7. Approximately 11 per cent of currently married women experiencing violence in the last 12 months also reported missing, on average, 6 days of providing education to their children. This leads to a total of more than 25,000 days lost nationally.

**Table 7. Care and domestic work loss of survivors in the last 12 months in Balqa Governorate**

Type of activity	N <sup>a</sup>	Percentage of currently married women experiencing violence	Mean days/incidents	Total days/incidents	Average time spent (minutes) <sup>b</sup>	Total care workdays missed
<b>Care activities</b>						
Child care	5,828	15.2	7.72	45,022	49	5,546
Care for the elderly and sick	1,163	3.0	4.55	5,290	42	559
Children's education	4,138	10.8	6.19	25,610	49	3,155
<b>Total care</b>				75,922		9,259
<b>Domestic activities</b>						
Various housework chores	8,641	22.5	7.62	65,805	205	33,911
Shopping for household matters	3,105	8.1	6.56	20,372	30	1,536
Other housework chores	3,306	8.6	7.33	24,234	23	1,401
<b>Total domestic</b>				110,411		36,849
<b>Overall</b>	10,537	27.4	17.68	186,334		46,108

**Source:** Calculated from Jordan violence against women survey, 2021.

<sup>a</sup> Weighted observations have been rounded for display but not for estimation.

<sup>b</sup> Average time spent on total care work and domestic activities have been taken from <http://www.pcbs.gov.ps/site/512/default.aspx?lang=en&ItemID=1008>.



**Table 8. Care and domestic work loss of husbands in the last 12 months in Balqa Governorate**

Type of activity	N <sup>a</sup>	Percentage of currently married women experiencing violence	Mean days/ incidents	Total days/ incidents	Average time spent (minutes) <sup>b</sup>	Total care Workdays lost
Care activities						
Child care	569	1.5	3.78	2,153	21	284
Care for the elderly and sick	155	0.4	2.13	331	18	37
Children's education	155	0.4	4.23	657	21	87
Total care				<b>3,142</b>		<b>409</b>
Domestic activities						
Various housework chores	442	1.1	4.55	2,009	63	796
Shopping for household matters	707	1.8	5.06	3,580	30	676
Other housework chores	427	1.1	24.93	10,649	7	469
Total domestic				<b>26,239</b>		<b>1,941</b>
Overall	1172	3.0	16.54	19,381	2,349	

**Source:** Calculated from Jordan violence against women survey, 2021. Productivity loss

<sup>a</sup> Weighted observations have been rounded for display but not for estimation.

<sup>b</sup> Average time spent on total care work and domestic activities have been taken from <http://www.pcbs.gov.ps/site/512/default.aspx?lang=en&ItemID=1008>.

A substantial proportion of currently married women experiencing violence (22.5 per cent) in the last 12 months reported missing various household chores

for 7.6 days on average. Overall, 27.4 per cent of currently married women experiencing violence in the last 12 months reported an average of 17.7 days

missed, amounting to over 186,000 days where unpaid household production and domestic work nationally could not be done. To avoid the double counting of days, the average minutes spent by a woman in Balqa on household production and domestic work have been taken into account. This amounts to approximately 46,000 missed care and domestic workdays by survivors in Balqa.

Table 8 provides the results of unpaid household production and care workdays lost by the husbands of survivors of marital violence in the last 12 months. A small percentage of currently married women experiencing violence (1.5 per cent) during this time reported their husbands missing approximately 3.78 childcare days in the last 12 months, resulting in approximately 2,200 days lost in Balqa. Approximately 0.4 per cent of currently married women experiencing violence also reported their husbands missing, on average, 2.1 days of caring for the elderly and sick in the last 12 months. This leads to a total of 657 days lost nationally.

Just 1 per cent of currently married women experiencing violence in the last 12 months reported their husbands missing various household chores for, on average, 4.55 days. Overall, 3 per cent of currently married women experiencing violence in the last 12 months reported an average of 16.5 lost days, amounting to approximately 20,000 incidents of missed unpaid household production and domestic work by their husbands. Taking into account the average minutes spent by a man on household production and domestic work, unpaid household production and domestic work lost by husbands equals 2,349 care workdays lost in Balqa (table 8).

As shown in table 9, approximately 11 per cent of working women who experienced marital violence in the last 12 months reported missing, on average, 11.5 paid workdays during this time. This amounts to 5,891 paid workdays lost by survivors in Balqa. Around 9 per cent of working

women experiencing marital violence in the last 12 months also reported missing, on average, 4 unpaid workdays, resulting in approximately 1,500 missed unpaid workdays in Balqa.

Survivors of marital violence have also reported being less productive at work, with 33 per cent of working women experiencing marital violence in the last 12 months reporting a negative impact on their ability to work for roughly 6.8 days in the last 12 months. As a workday where a survivor is unable to work is counted as one quarter of the normal workday, this results in almost 2,500 lost workdays in Balqa. A very high proportion (39.5 per cent) of working women experiencing marital violence in the last 12 months also reported a reduction in their ability to focus. The overall lost productivity days for survivors came to approximately 25,000 workdays.

The results of husbands' (of survivors) productivity loss are shown in table 10. Approximately 2.7 per cent of women who experienced marital violence in the last 12 months with working husbands reported their husbands missing, on average, 3 paid workdays in the last 12 months. This amounts to almost 2,000 workdays lost in Balqa. Approximately 4 per cent of women with working husbands experiencing marital violence in the last 12 months also reported their husbands missing an average of 5.6 unpaid workdays, resulting in approximately 5,000 lost unpaid workdays in Balqa.

A high proportion (8 per cent) of survivors of marital violence have additionally reported a negative impact on their husband's ability to work for approximately 6 days in the last 12 months. This amounts to 3,000 lost workdays in Balqa. Overall, almost 9,000 workdays are lost by survivors' husbands.

**Table 9. Productivity loss for survivors of marital violence in the last 12 months in Balqa Governorate**

Type	N <sup>a</sup>	Percentage of working women experiencing violence	Mean days missed	Days missed (unweighted)	Weights	Days missed (weighted)
<b>Absenteeism</b>						
Absent from paid work (paid vacation)	511	11.2	11.52	5,891	1	5,891
Absent from paid work (unpaid vacation)	368	8.1	4.17	1,535	1	1,535
Absent from unpaid work (unpaid family member or other)	99	2.2	23.87	2,359	1	2,359
Lost job	14	0.3	45.0	630	1	630
<b>Presenteeism</b>						
Ability to do the work affected	1,522	33.4	6.76	10,285	0.25	2,571
Husband delayed or distorted your work	376	8.2	7.29	2,741	1	2,741
Decreased your ability to focus	1,802	39.5	11.48	20,695	0.25	5,174
Decreased your self-confidence	1,063	23.3	16.57	17,618	0.25	4,404
<b>Tardiness</b>						
Forced to change road or transportation	182	4.0	5.98	1,087	0.125	136
Overall	2,242	49.1	11.3	25,443		25,443
Overall (95% CI)		7.3-15.4				16,367-34,527

**Source:** Calculated from Jordan violence against women survey, 2021.

<sup>a</sup>Weighted observations have been rounded for display but not for estimation.

**Table 10. Productivity loss of husbands in the last 12 months**

Type	N <sup>a</sup>	Percentage of working women experiencing violence	Mean days missed	Days missed (unweighted)	Weights	Days missed (weighted)
Absenteeism						
Absent from paid work (paid vacation)	678	2.7	3.17	2,145	1	2,145
Absent from paid work (unpaid vacation)	926	3.7	5.61	5,200	1	5,200
Absent from unpaid work (unpaid family member or other)	275	1.1	5.60	1,539	1	1,539
Presenteeism				0		
Work affected negatively	1,949	7.8	6.02	11,727	0.25	2,932
Overall	2,309	9.2	5.1	11,816		11,816
Overall [95% CI]	2,309	9.2	3.9-6.3		9005-14,546	

**Source:** Calculated from Jordan violence against women survey, 2021.

<sup>a</sup> Weighted observations have been rounded for display but not for estimation.

## 5. Total cost of inaction in Balqa Governorate

The total cost of domestic violence in the Balqa Governorate is given in table 11. Violence against women and girls in Balqa costs the Governorate's economy approximately **JD5.6 million or \$7.8 million**. The majority of the costs to Balqa's economy (82 per cent) are due to OOP expenses incurred by survivors of violence.

**Table 11. Total cost of inaction in Balqa Governorate**

	Total days	Daily wage (JD)	Total cost (JD)	Total cost (dollar)	Total cost (JD) – Minimum	Total cost (JD) – Max
Care work survivor	46,108	6.79	313,072	441,431	313,072	313,072
Care work husband	2,349	4.3	10,104	14,246	10,104	10,104
Productivity loss survivor	25,443	16.7	424,898	599,106	273,322	576,598
Productivity loss husband	11,816	16.3	192,598	271,564	146,783	237,111
OOP cost			4,626,165	6,522,893	3,926,929	5,324,135
Overall			5,566,837	7,849,241	4,670,210	6,461,020

**Source:** Calculated from Jordan violence against women survey, 2021. Exchange rate used is JD1 = \$1.41.

## B. Cost of service provision

The costs of service provision were estimated for the key service sectors based on detailed data collection from 79 institutions including public institutions, semi-autonomous organizations, NGOs and INGOS. A separate report on the *Economic cost of service provided to survivors of domestic violence*<sup>64</sup> details the data and cost estimates for each type of organization in the key sectors. In this synthesis report, we provide the estimates of the total cost of service provision across each sector and in aggregate for all of Jordan.

### 1. Health services total cost

To estimate the unit cost of service provision, a sample of 5 out of 27 public general hospitals in Jordan, covering the three geographical regions

(north, middle and south), was selected in cooperation with JNWC. This sample represents 45 per cent of the inpatient, outpatient and emergency room recipients of health services at the national level. Table 12 shows the national level numbers of female domestic violence survivors, as well as the survivors of spousal violence who received different health services from the public sector service providers in the year 2021.

The cost for health services provided to women survivors of domestic violence in 2021 was estimated at JD817,617. As shown below in table 13, almost 80 per cent of the cost of services was directed to survivors of spousal violence as a sub-beneficiary group. Around 50 per cent of the costs were costs of forensic medicine services. The details of the health services costs are also summarized in table 13.

**Table 12. Number of survivors of domestic violence (women and girls aged 15 and above), Ministry of Health services, national level, 2021**

Type of survivors	Number (2021)	Source
<b>Table 6 provides an overall estimate of the OOP costs incurred by survivors of martial violence.</b>		
Inpatients at general hospitals	53	Family Protection Unit at the Ministry of Health
Outpatients and emergency room at general hospitals	2,724	Family Protection Unit at the Ministry of Health
Inpatients, psychological cases	464	National Centre for Mental Health
Outpatients, psychological cases	82	National Centre for Mental Health
Forensic cases	1,020	National Centre for Forensic Medicine
<b>Survivors of spousal violence (women and girls aged 15+)</b>		
Inpatients general hospitals	34	Family Protection Unit at the Ministry of Health
Outpatients general hospitals	1,771	Family Protection Unit at the Ministry of Health
Inpatients, psychological cases	325	National Centre for Mental Health
Outpatients, psychological cases	57	National Centre for Mental Health
Forensic cases	938	National Centre for Forensic Medicine

**Table 13. Costs of health services, 2021**

Type of service	Average cost per survivor case	Number of cases of domestic violence (women and girls aged 15 and above)	Total (JD) 2021	Number of Cases of Spousal Violence (Women and Girls Aged 15 and above)	Total (JD) 2021
Public hospitals – medical care treatment and emergency – Inpatient	766	53	40,584	34	26,379
Public hospitals – medical care treatment and emergency outpatient	23	2,724	62,652	1,771	40,724
<b>Total medical care treatment and emergency</b>	–	<b>2,777</b>	<b>103,236</b>	<b>1,805</b>	<b>67,103</b>
Psychological treatment outpatients	75	82	6,143	57	4,300
Psychological treatment inpatients	606	464	281,106	325	196,775
<b>Total psychological treatment</b>	–	<b>546</b>	<b>287,249</b>	<b>382</b>	<b>201,074</b>
Forensic services	357	1,020	364,315	938	335,169
<b>Total forensic services</b>	<b>357</b>	<b>1,020</b>	<b>364,315</b>	<b>938</b>	<b>335,169</b>
<b>Total costs of direct services</b>		<b>4,343</b>	<b>754,800</b>	<b>3,126</b>	<b>603,346</b>
Administrative and support services (JD)	0.13%		17,199 <sup>a</sup>	–	
Domestic violence committees at the comprehensive health centres	1.0%		45,618 <sup>b</sup>	–	
<b>Total other costs</b>			<b>62,817</b>		<b>45,209</b>
<b>Grand total</b>			<b>817,617</b>		<b>648,556</b>

**Source:** Leading Point Estimates, 2021.

**Note:** These are cases in which the survivors visited the Ministry of Health service providers and received assistance, whether they did so only once or more than once. The Ministry does not currently have a system in place to monitor whether or not these numbers correspond to recurrent cases. Every visit has a cost to the service provider, regardless of how frequently it occurs.

**a** This number was calculated by multiplying the % share the cases cost represent from the total of the direct cost (0.13 per cent) by the total G&A expenses of the Ministry of Health for the year 2021 that equals JD13,362,000.

**b** This number is calculated by multiplying the percentage of time that the committee members spent on issues related to violence by the salaries of the committee members that was estimated at JD4,561,830 for the year 2021.

## 2. Law enforcement response

These data relate to law enforcement services provided by the Public Security Directorate and the Ministry of Interior.

### (a) Law enforcement: police services

The police, represented by different departments under the Public Security Directorate, provide early response services to the survivors of domestic

violence and services to the perpetrator. The services provided include:

- Injured survivors' transportation to hospitals via ambulance.
- Police cars responding to emergency calls.
- Early response and case management through the Family Protection and Juvenile Department. Family Protection and Juvenile Department services are regulated by their own internal operating guidelines and are harmonized with the national standard operating procedures.
- Support of the social services offices attached to the departments' sections across the country. Temporary detention of perpetrators in police stations and related police stations' responses.
- Imprisoning perpetrators.
- Forensic laboratory and criminal evidence and related tests.
- Criminal investigation.

Meetings were held with the Public Security Directorate team to collect the data and to discuss the methodology to calculate the different costs. Accordingly, in cooperation with the research team, the Public Security Directorate provided the data on survivor numbers, and based on discussions with the costing team, calculated the needed cost estimates for the different services provided by the Directorate. They then provided the figures in an official letter to the Jordan National Commission for Women.

The Family Protection and Juvenile Department is mandated to gather information on all reported incidents of domestic violence and sexual assault. Data are usually collected manually and entered into the electronic database of the Public Security Directorate.

The number of cases that the Public Security Directorate responded to through its different departments for the year 2021 is shown in table 14.

**Table 14. Number of cases per service type, 2021**

Statement	Number (2021)	Source
<b>Total cases of violence</b>	<b>20,935</b>	
Domestic violence cases (Women and girls aged 15 and above)	15,469	Interview with the Public Security Directorate
Spousal violence cases (Women and girls aged 15 and above)	12,375	Interview with the Public Security Directorate
Number of imprisoned perpetrators of domestic violence cases (Women and girls aged 15 and above)	1,453	Interview with the Public Security Directorate
Number of imprisoned perpetrators of spousal violence cases (Women and girls aged 15 and above)	1,212	Interview with the Public Security Directorate
Number of days in prison for perpetrators of domestic violence	31,876	Interview with the Public Security Directorate
Number of days in prison for perpetrators of domestic violence cases (Women and girls aged 15 and above)	20,719	Interview with the Public Security Directorate
Number of days in prison for perpetrators of spousal violence cases (Women and girls aged 15 and above)	16,576	Interview with the Public Security Directorate

**Source:** Public Security Directorate, 2021.

**Table 15. Public security directorate response cost per department, 2021**

Directorate	Response to both the survivor and perpetrator (JD), 2021
Family Protection and Juvenile Department	5,829,992
Rehabilitation and Correction Centres Department (prisons)	780,962
Criminal investigation	153,351
Control and operations emergency response	191,725
Ambulances	42,000
Forensic and laboratories services	282,649
Police departments and centres/stations	10,080,959
Administrative cost at 20 per cent of the total costs of respective departments	3,472,170
<b>Total cost of police response to domestic violence, women and girls aged 15 and above</b>	<b>20,833,808</b>
<b>Total cost of police response to spousal violence, women and girls aged 15 and above</b>	<b>16,667,172.86<sup>a</sup></b>

**Source:** Public Security Directorate, 2021.

**Note:** As officially received from the Public Security Directorate.

<sup>a</sup> Estimated as 80 per cent of the police response cost of response to women survivors of domestic violence.

The cost of the police response to survivors was calculated by the Public Security Directorate using the proportional operational cost approach based on the share of these cases out of the total cases received by the different departments under the Directorate, as shown in table 15. This table indicates that the Public Security Directorate's response to women and girl survivors of domestic violence who are 15 years old and above reached JD20.8 million in 2021, of which almost 28 per cent is the Family Protection and Juvenile Department's response cost.

The police response cost involves services provided to survivors and perpetrators. The police response to survivors of domestic violence against women and girls aged 15 and above is 70 per cent<sup>65</sup> of the total police response cost, while the response to perpetrators is estimated to be 30 per cent,<sup>66</sup> as officially reported by the Public Security Directorate.

### **(b) Law enforcement: Ministry of Interior**

The Ministry of Interior plays a role in responding to cases of violence through the following services:

Providing an early response to cases that are not referred to the Family Protection Directorate.

- Responding to cases referred by the Family Protection and Juvenile Department to provide and issue protection orders.
- Training on GBV services to related staff.

The direct services to survivors are provided through the relevant staff in each of the 12 Jordanian governorates, while overall support and training are provided through the Human Rights Directorate and the Training Directorate at the central Ministry level. The data were collected through interviews with the Human Rights Directorate governor and the governors of four Governorates: Amman, Karak, Balqa and Irbid. Table 16 shows the number of cases that were received by the Ministry of Interior in 2021.

Across the Governorate and central Ministry levels, the total Ministry of Interior response cost for 2021 amounts to JD340,351 or about 1.73 per cent of the total budget (table 17).



**Table 16. Ministry of Interior domestic violence cases, 2021**

Case type	Assumption	Total cases
Number of domestic violence cases transferred from the Family Protection and Juvenile Department	As received from the Ministry of Interior	5,650
Number of domestic violence cases/ women and girls aged 15 and above	65 per cent of the total based on the numbers from the social development offices	3,673
Number of spousal violence cases/ women and girls aged 15 and above	80 per cent of the women and girls aged 15 and above violence cases	2,938

**Source:** Leading Point Estimates based on Ministry of Interior Input, 2021.

**Table 17. Ministry of Interior total response cost, 2021**

	Domestic violence costs	Domestic violence costs/women and girls aged 15 and above	Spousal violence costs/ women and girls aged 15 and above
Description	Value, 2021	Value, 2021	Value, 2021
Salaries (JD)	216,096	140,462	112,370
Social security (JD)	27,012	17,558	14,046
Other costs/overhead (JD)	97,243	63,208	50,566
<b>Total</b>	<b>340,351</b>	<b>221,228</b>	<b>176,983</b>
<b>Total number of cases (Case)</b>	<b>5,650</b>	<b>3,673</b>	<b>2,938<sup>a</sup></b>
<b>Total ministry budget 2021 (JD)</b>	<b>19,650,000</b>	<b>19,650,000</b>	<b>19,650,000</b>
Average cost per case (JD)	60	60	61
Domestic violence cost out of total budget (%)	1.73%	1.13%	0.90%

**Source:** Leading Point Estimates, 2021.

<sup>a</sup> Estimated at 80 per cent of domestic violence cases among women and girls aged 15 and above.

The Ministry of Interior estimates that almost 70 per cent of the time allocated to respond to cases of domestic violence is devoted to responding to the perpetrators while only 30 per cent of the borne cost is for services provided to the survivors of domestic violence cases.

### (c) Law enforcement: judiciary services

Data on the judiciary came from two sources: the Ministry of Justice and the Judicial Council. The

justice system, through these two main arms, provides the following services to survivors of domestic violence:

- Litigation by High Judicial Council appointed judges specialized in litigating urgent cases of violence against women across Jordan.
- Litigation in cases of domestic violence.
- Free legal assistance provided by the Ministry of Justice for cases authorized by Criminal Procedure Law.<sup>67</sup>

The data received from the Ministry of Justice and the Judicial Council shows that the cases of domestic violence against women represented 0.6 per cent of the total court cases and the total resolved cases in 2021. The number of cases of domestic violence was sourced from Meezan, which is the Courts Information Management System that is currently used to register the information on all the cases that are litigated before the courts in Jordan. The data cover all the courts within the country. The resolved cases in 2021 were used as the basis for the cost estimation since the cases may be filed in one year yet litigated in a later year. The resolved cases are the cases that were litigated in a certain year regardless of when they were filed.

To calculate the cost of domestic violence cases, the total costs for the Ministry and the Judicial Council

were added and then the percentage of resolved cases for the year 2021 was applied, as follows:

Cost of domestic violence = (Ministry total expenses + Judicial Council total expenses) X percentage of domestic violence resolved cases out of total resolved cases.

Since the percentage of cases involving women and girls aged 15 and above that experienced domestic violence was not available, the costing team used the percentage of these cases out of the total cases as based on the average estimated by the social services offices (65 per cent). This was also applied to estimate the cost for spousal violence (80 per cent of the cases of women and girls aged 15 and above). The results of these estimates are shown in table 19.

**Table 18. Total number of court cases and resolved cases, and domestic violence cases, 2021**

Statement	Number (2021)	Percentage
Total number of court cases <sup>a</sup>	447,194	
Total number of resolved cases	458,658	
Total number of court cases: domestic violence cases	2,809	0.6
Total number of resolved cases: domestic violence cases	2,875	0.6

Source: Leading Point Estimates, 2021.

<sup>a</sup> Annual Report 2021, Judicial Council.

**Table 19. Litigation cost, 2021**

Statement	2021
Total expenses for the judicial sector (JD)	100,666,000
Total number of resolved cases (case)	458,658
Average cost per resolved case (JD)	219.5
Total number of resolved domestic violence cases <sup>a</sup>	2875
Total cost of resolved domestic violence cases (JD)	631,003
Percentage of survivors of domestic violence: women and girls aged 15 and above <sup>b</sup>	65%
Cost of resolved domestic violence: women and girls aged 15 and above (JD)	410,152
Percentage of survivors of spousal violence out of the total survivors of domestic violence: women and girls aged 15 and above	80%
Cost of resolved cases of spousal violence: women and girls aged 15 and above (JD)	328,122

Source: Leading Point Estimates, 2021.

<sup>a</sup> Referred to the Courts by the Family Protection and Juvenile Department.

<sup>b</sup> From the total number of domestic violence cases as per the data of Social Development Offices.

### 3. Social services cost

The Ministry of Social Development is the government body responsible for providing social services to women survivors of domestic violence in Jordan. These services include short-term and long-term sheltering, case management, and follow-up either at offices or via household visits. The Ministry of Social Development also conducts studies on survivors' household conditions and risk factors.

The data from the Ministry of Social Development were collected from the related units in cooperation with the project coordination committee that was established at the Ministry level. A workshop was conducted with direct service providers, which included a group discussion, as well as one-to-one discussions, to complete the relevant sections of the questionnaire.

The Ministry of Social Development's direct services are provided by shelters and social services offices that are managed by the Ministry and through the support provided by the administrative units and programs at the Ministry. Five public shelters devoted to providing refuge for women and girl survivors are run by the Ministry. Representatives from the five shelters took part in completing the questionnaire sections regarding service delivery and beneficiary numbers for their respective shelters. Financial data for each shelter were provided centrally by the Ministry of Social Development's Financial Department. Six social services offices were invited to the workshop. However, beneficiary numbers and financial data were provided centrally by the relevant departments within the Ministry of Social Development and covered all the cases received by all the offices at the Kingdom level, as well as the expenses of 19 social services offices. The research team conducted follow-up visits, interviews, and phone calls

with the committee and related respondents to address any data omissions and to verify the data collected. The following summarizes the social sector response costs for the public sector services.

#### Shelters

As previously noted, the Ministry of Social Development runs five shelters for survivors of domestic violence who have been referred by the Family Protection and Juvenile Department, with each shelter having a strict entry policy. All five shelters were targeted for data collection – four shelters for women and one for female juveniles. One of the women's shelters, Dar Aminah, offers services to women who are deemed to be high risk. Two types of shelters are available – short-term (up to 36 hours) and long-term (up to 180 days) – and these hours can be extended as needed. Additionally, some of the shelters may accommodate children (with their mothers) up to 11 years of age.

In 2021, the number of beneficiaries of the public sector shelter services was around 1,543, of which 85 per cent were women and girls who were at least 15 years old and who were survivors of domestic violence, and 35 per cent were women and girls aged 15 and above who were survivors of spousal violence, as shown in table 20.

The public shelter expenses during the year 2021 were around JD1.24 million (table 21).

The shelter administrative costs<sup>68</sup> that are borne by the administrative units within the Ministry of Social Development are shown in table 22 with the related assumptions. These costs were estimated at around JD419,340 for 2021.

**Table 20. Ministry of Social Development shelters – beneficiaries per category, 2021**

Statement	Number	Percentage of Total
Total number of shelter beneficiaries	1,543	100
Number of women and girl survivors from domestic violence (aged 15+)	1,307	85
number of women and girl survivors from spousal violence (aged 15+)	543	35

Source: Ministry of Social Development, 2021.

**Table 21. Public shelters expenses, 2021**

Cost item	Value, 2021 (JD)
Salaries and benefits including social security, transportation allowance, bonus and overnight allowance	719,867
Cleaning tender	19,260
Food and beverage (ration)	103,051
Rents	29,435
Water, sewage, electricity and fuel	128,950
Communications	4,082
Maintenance (vehicles, buildings, furniture)	34,141
Advances	28,761
Gifts and clothing	26,673
Furniture and appliances	10,735
Stationery	1,280
Medicines, medical devices and materials	2,767
Cleaning materials and miscellaneous materials and supplies	31,804
Contracts for the purchase of employee services and security and protection services	94,080
Other costs	5,000
<b>Total</b>	<b>1,239,886</b>

Source: Ministry of Social Development, 2021.

**Table 22. Shelter-related administrative cost, 2021**

Statement	Total expenses	Assumption	Value (JD)
Administration and support services	6,900,000	3.80%	262,200
Disabled persons affairs	10,230,000	1%	102,300
Family directorate	6 employees at 100% of the time	6 <sup>a</sup>	41,130
Domestic violence section	4 employees at 50% of the time	4 at 50%	13,710
<b>Total</b>			<b>419,340</b>

Source: Ministry of Social Development and Leading Point Estimates, 2021.

<sup>a</sup> The average annual salary per employee at the Ministry of Social Development was estimated by dividing the annual staff salaries, as per the Ministry's budget, by the number of ministry staff. The annual average staff salary for the year 2021 was estimated to be JD6,855.

Based on the previous estimates, the public shelter costs for providing services to female survivors of domestic violence aged 15 and above was estimated to be JD1.4 million for the year 2021, while the 2021 cost of providing public shelter services to female survivors of spousal violence aged 15 and above was estimated to be JD583,901. Table 23 provides the details of these public shelter costs.

Through its social services offices, which are mainly attached to the Family Protection and Juvenile Department, the Ministry of Social Development provides several social services that include:

- Case management
- Follow-up visits
- Risk factor assessment
- Survivor household social studies

The number of beneficiaries of these social services for the year 2021 reached 10,982, of which around 65 per cent were female survivors of domestic violence who were at least 15 years old and 53 per cent were female survivors of spousal violence aged 15 and above.

**Table 23. Public shelters – costs and cases, 2021**

Item	Unit	Value, (2021)
Total direct costs of the shelters	JD	1,239,886
Total other costs (administrative, etc.)	JD	419,340
Total costs	JD	1,659,226
Number of cases benefited	Female	1543
Number of survivors of domestic violence, women and girls aged 15+	Female	1307
Number of survivors of spousal violence, women and girls aged 15+	Female	543
Average case cost	JD	1,075
Costs of services provided to survivors of domestic violence, women and girls aged 15+	JD	1,405,449
Costs of services provided to survivors of spousal violence, women and girls aged 15+	JD	583,901

Source: Leading Point Estimates, 2021.

**Table 24. Number of beneficiaries of the services of the social services offices, 2021**

Statement	Number	Percentage of Total
Total number of beneficiaries	10,982	100
Number of women and girl survivors of domestic violence, aged 15+	7,210	65
Number of women and girl survivors of spousal violence, aged 15+	5,770	53

Source: Ministry of Social Development, 2021.

The costs for providing social services through the Ministry of Social Development totalled JD431,668 in 2021<sup>69</sup> and include salaries, benefits, transportation, fuel, and so on.

The Ministry estimated the social services offices' administrative cost<sup>70</sup> at JD189,097. This cost is borne by the administrative units within the Ministry, as shown in table 25.

Based on the previous estimates, the cost of the social services provided by the social services offices to female survivors of domestic violence aged 15 and above in 2021 is estimated at JD407,550, of which 80 per cent is the cost of services provided to spousal violence survivors. Table 26 shows the detailed estimate for the year 2021.

**Table 25. Ministry of social development administrative cost related to social services offices, 2021**

Item	Total expenses	Assumption <sup>a</sup>	Value, 2021 (JD)
Administrative and support services	6,900,000	1.30%	89,700
Beggary section <sup>b</sup>	25 employees for 50% of the time	25 at 50%	85,687
Domestic violence section	4 employees at 50% of the time	4 at 50%	13,710
<b>Total</b>		<b>189,097</b>	

**Source:** Ministry of Social Development, 2021.

<sup>a</sup> Assumptions were made in consultation with the Ministry of Social Development.

<sup>b</sup> Girls who are forced to beg by their parents and experience domestic violence make up a portion of the cases the beggary section handles. They are reported by the section to the Family Protection Department.

**Table 26. Cost of providing social services by Ministry of Social Development social services offices, 2021**

Item	Unit	Value, 2021 (JD)
Total direct costs of social service offices	JD	431,668
Total other costs (administrative, etc.)	JD	189,097
Total costs	JD	620,765
Number of cases	Beneficiary	10,982
Number of women and girl survivors of domestic violence, aged 15+	Female	7,210
Number of women and girl survivors of spousal violence, aged 15+	Female	5,770
Average case cost	JD	57
Cost for providing the services to women and girl survivors of domestic violence, aged 15+	JD	407,550
Cost for providing the services to women and girl survivors of spousal violence, aged 15+	JD	326,181

**Source:** Leading Point Estimates, 2021.

**Table 27. Estimated cost of prevention services – Ministry of Awqaf and Islamic Affairs, 2021**

Description	Value, 2021 (JD)
Number of family counselling officers	14
Average annual salaries and benefits for the section employees	91,364 <sup>a</sup>
Percentage of time allocated to domestic violence – females	65% <sup>b</sup>
Cost of salaries and benefits	59,389
Overhead as a percentage of salaries	40%
Overhead costs	23,756
Family counselling costs	83,144

**Source:** Ministry of Awqaf and Islamic Affairs and Leading Point Estimates, 2021.

<sup>a</sup> Estimated from the annual budget for salaries for the year 2021 as stated in the budget law divided by the total number of Ministry staff in 2021.

<sup>b</sup> Interview with Counselling Section, Ministry of Awqaf and Islamic Affairs.

In addition to the services provided by the Ministry of Social Development, some counselling services are offered by the Ministry of Awqaf and Islamic Affairs to families, including those suffering from domestic violence, through its family counselling section. The cost of these services was estimated based on the average salary of employees working in this section and the time they spent counselling females suffering from domestic violence. Table 27 shows the estimated cost for this service in 2021, which reached around JD83,144.

#### 4. Cost of divorce and Sharia courts due to spousal violence

The cost of divorce and related family settlement disputes as a result of domestic violence (mainly spousal violence) was further identified as one of the elements of the cost of services provided to survivors of domestic violence. This is because, in many cases, domestic violence leads to divorce or a case at the Sharia court. The Sharia courts receive

cases related to the following:

- Marital disputes.
- Wife's desire to divorce.
- Family dispute settlements.
- Children's visitation.
- Alimony.

During the year 2021, the number of lawsuit cases resulting in a sentence at the Sharia courts reached JD141,529, as shown in table 28.

Sharia lawsuit cases were identified as those cases that feature a dispute between a husband and wife. These cases, when filed at the Sharia court, must be referred to the family dispute settlement section for mediation. If an agreement through mediation is not reached, the case will be contested in front of a Sharia judge. The Sharia lawyers who participated in an interview provided an average number of sessions required for each type of case, as well as the average time spent by a judge in a session. These data are given in table 29.

**Table 28. Cases sentenced in Sharia courts, 2021**

Type of cases <sup>a</sup>	Number in 2021 <sup>b</sup>	Percentage of cases due to domestic violence <sup>c</sup>	Number of domestic violence cases
Sentenced lawsuit cases in Sharia courts	106,069 <sup>d</sup>		
Marital dispute cases	6,000	60	3,600
Wife's desire to divorce cases	635	50	318
Family dispute settlements	26,578	50	13,289
Children visitation cases	2,418	50	1,204
Alimony cases	20,287	50	10,144

**Source:** Leading Point Estimates, 2021.

<sup>a</sup> These cases were selected through discussions with lawyers; some of them may be a result of domestic spousal violence.

<sup>b</sup> Annual Statistical Report of Sharia Courts, 2021.

<sup>c</sup> Assumed proportion based on the experience of five lawyers in Sharia court.

<sup>d</sup> This includes all the cases that were dealt with by the Sharia courts that may not result from domestic violence.

**Table 29. Time spent by Sharia judges to litigate a case, per case type**

Type of Sharia case	Number of court sessions	Judge's time per session in hours	Total time per hour
Marital disputes cases	20	0.333	6.667
Wife's desire to divorce cases	15	0.333	5.000
Family dispute settlements	1	0.333	0.333
Children's visitation cases	5	0.333	1.667
Alimony cases	5	0.333	1.667

**Source:** Leading Point Estimates, 2021.

The time spent by judges per case was monetized using the hourly salary of a judge, including the overhead costs of the courts.<sup>71</sup>

The Sharia courts' costs related to responding to cases resulting from spousal violence were estimated at JD963,042 as detailed in table 30.



**Table 30. Sharia courts – costs to respond to cases of spousal violence, 2021**

Type of Sharia case	Number of cases related to spousal violence	Time needed per case (Hours)	Hourly cost (JD)	Total cost (JD)	Cost per case (JD)
Marital disputes cases	3,600	6.667	19.7	472,800	131
Wife's desire to divorce cases	318	5.000	19.7	31,274	99
Family dispute settlements	13,289	0.33	19.7	86,392	7
Children's visitation cases	1,204	1.667	19.7	39,531	33
Alimony cases	10,144	1.667	19.7	333,045	33
Total				963,042	

Source: Leading Point Estimates, 2021.

## 5. Service provision by NGOs and INGOs

NGOs/INGOs are considered major actors in service provision to survivors of domestic violence in Jordan. Linkages between public, national and humanitarian referral pathways exist, where a case can be transferred from public institutions to NGOs, or detected cases can be referred to public institutions for immediate response and law enforcement services. Also, referrals between NGOs for complementary services occur.

No data are available on the number of NGOs and INGOs operating in Jordan that provide services to survivors of domestic violence. Therefore, the research team used the snowball approach to identify a list of 55 NGOs and INGOs to target. After approaching these organizations, only 42 confirmed that they do provide services to survivors. However, the research team managed to collect cost data from 23 national and international NGOs that provide a spectrum of services to survivors ranging

from awareness-building and social services to legal aid and shelter. This number represents a 55 per cent response rate from the target population that provides violence against women services.

The sample NGOs and INGOs reported costs for services, as well as for awareness-raising activities. The costs that were calculated include direct salaries for service provision and other direct costs. Overheads were added as a percentage of the direct cost of service provision. It is worth noting that the response to domestic violence by these NGOs and INGOs represented 12.3 per cent of the total budgets of these organizations, as their services are provided to other beneficiary groups. The two activities with the highest cost in the year 2021 were legal aid services, and media and awareness, as part of the contribution of the NGOs and INGOs to prevention activities. Table 31 shows the detailed services provided by the NGOs and INGOs, and the overall cost borne by these organizations for the provision of services and awareness activities.

**Table 31. Cost estimates for the total NGO and INGO population response, 2021**

Category	Cost of response to women and girl survivors of domestic violence aged 15+ (JD)	Cost of response to women and girl survivors of spousal violence aged 15+ (JD)
<b>NGOs and INGOs: response</b>		
<b>Direct services</b>		
Hotline	122,442	71,851
Social services including social studies and follow-up	1,053,591	626,875
Social counselling services	552,316	335,722
Access to support group	354,725	195,456
Case management	892,833	567,831
Case referrals	522,996	350,295
Psychotherapy services	852,542	516,335
Medical services	1,081,991	854,113
Legal services	3,118,724	2,398,585
Shelter services	259,951	102,980
Basic needs – financial, food and transportation aid	420,340	230,427
Training and empowerment	631,085	445,660
<b>Total direct services</b>	<b>9,863,536</b>	<b>6,696,129</b>
<b>Awareness</b>		
Media and awareness	931,011	751,478
<b>Total awareness</b>	<b>931,011</b>	<b>751,478</b>
<b>Total NGOs and INGOs</b>	<b>10,794,547</b>	<b>7,447,607</b>

Source: Leading Point Estimates, 2021.

The total cost estimate of services and prevention activities provided by the NGOs and INGOs to female survivors of domestic violence aged 15 and above in Jordan is JD10.8 million.

## 6. Government expenditure for policy coordination, support and advocacy

The Jordanian Government also provides funding for policy coordination, advocacy and awareness-raising which needs to be considered for a full picture of government expenditure on addressing and mitigating violence against women and girls in Jordan, in particular domestic violence against women and girls aged 15 and above.

Four main national institutions work on policy advice, coordination and advocacy efforts to combat family violence against women and girls in Jordan through different activities that inform protection policies, programmes and activities. These semi-governmental organizations are:

- **NCFA:** This is the national lead on efforts to combat domestic violence and it coordinates the efforts of the National Team for Family Protection from Violence for preventing and responding to domestic violence and sexual abuse.
- **JNCW:** This is the official national monitoring mechanism on women's rights, and its Shama'a network for combating violence against women provides legal and social services. It also plays an active role in raising awareness and advocacy.
- **National Centre for Human Rights:** This Centre has a complaint mechanism for human rights violations, including for violence against women and girls.
- **The Higher Council for the Rights of Persons with Disabilities:** The Council advocates for the rights of persons with disabilities, including violence prevention.

The efforts of these organizations have allowed for the implementation of both national awareness-raising campaigns and behavioural change campaigns. These institutions play a pivotal role in coordinating response efforts, unifying response procedures and frameworks, activating referral mechanisms, and supporting legal and policy reforms to strengthen government, NGO and other stakeholders' responses to violence against women and girls.

In implementing the activities that support these efforts, the institutions have two types of costs:

- Operational costs that are related to salaries, rents, operating expenses, etc.
- Costs borne by direct implementation of projects and spent directly on projects that cover campaigns, studies, capacity-building efforts, and so on.

These two types of costs were estimated based on the input received from the forementioned four institutions and the assumptions were developed in cooperation with them. The assumptions include an estimation of the time spent by employees on issues related to family violence out of their total work time, as well as the projects related to domestic violence that were implemented in 2021 as a proportion of the total projects implemented by these institutions. As shown in table 32, the estimated cost borne by these institutions for the year 2021 on issues related to domestic violence reached JD1.4 million, of which JD0.90 million was directed to women and girl survivors of domestic violence aged 15 and above.

**Table 32. Expenses of policy support, coordination and advocacy, 2021**

Item	Share of the institutions' expenses devoted to family violence issues (JD), 2021	Share of the institutions' expenses devoted to family violence issues: women and girls aged 15+ (JD), 2021	Share of the institutions' expenses devoted to spousal violence issues: women and girls aged 15+ (JD), 2021
<b>(A) Institutions' operating costs</b>			
Salaries and benefits	393,020	255,463	204,371
Staff training	1,760	1,144	915
Communication, awareness and media	14,929	9,704	7,763
Building	50,173	32,613	26,090
Rent	15,320	9,958	7,966
Other	225,582	146,628	117,303
<b>Total (A)</b>	<b>700,785</b>	<b>455,510</b>	<b>364,408</b>
<b>(B) Direct projects' expenses</b>			
Capacity-building and training	193,463	125,751	100,601
Awareness workshops	91,680	59,592	47,674
Studies	362,965	235,927	188,742
Information technology	41,817	27,181	21,745
<b>Total (B)</b>	<b>689,925</b>	<b>448,451</b>	<b>358,761</b>
<b>Total (A+B)</b>	<b>1,390,710</b>	<b>903,962</b>	<b>723,169</b>

Source: Leading Point Estimates, 2021.

## C. National cost of violence against women and girls for Jordan

### 1. Cost of inaction of violence against women for households and Jordan economy

Tables 33 and 34 show the results of the national costs due to OOP expenditure by women and households, as well as the overall monetized value of the productivity loss for households,

and thus the economy. Given the significant variation in prevalence rates between this study and DHS prevalence rates, a conservative approach has been taken by using DHS prevalence rates for all governorates. In other words, to estimate the number of ever-married survivors in the governorates, the DHS prevalence rate was multiplied by the total ever-married population of the respective governorate.

**Table 33. Governorate level costs of domestic violence against women and girls, 2021**

Governorates	Number of survivors					OOP Cost		
	Percentage of ever-married population	Female population 15+	Ever-married population women 15+	Percentage of survivors in the last 12 months (DHS)	Number of survivors in the last 12 months	Percentage of survivors incurring OOP cost	Unit OOP cost (JD)	Total OOP cost (JD)
Balqa	64.1	169,818	108,853	31.5	34,289	56.5	213.2	4,130,354
Alzarqa	67.2	463,950	311,774	25.7	80,126	56.5	213.2	9,651,817
Amman	64.7	1,441,635	932,738	22.7	211,731	56.5	213.2	25,504,747
Madapa	64.1	66,684	42,745	20	8,549	56.5	213.2	1,029,789
Irbid	64.6	627,111	405,114	14.2	57,526	56.5	213.2	6,929,489
Mafraq	67	180,916	121,214	19	23,031	56.5	213.2	2,774,218
Jerash	66.7	81,001	54,028	15.3	8,266	56.5	213.2	995,732
Ajloun	66.5	62,645	41,659	5.6	2,333	56.5	213.2	281,014
Karak	64.1	112,627	72,194	7.3	5,270	56.5	213.2	634,834
Tafleh	62.4	33,345	20,807	12.7	2,643	56.5	213.2	318,316
Maan	66	54,721	36,116	24.3	8,776	56.5	213.2	1,057,158
Aqaba	64.3	58,048	37,325	16.8	6,271	56.5	213.2	755,336
Jordan	56.3	3,352,500	2,185,830	20.4	445,909	56.5	213.2	53,713,352

Governorates	Survivors – Care work			Survivors' husband – Care work			Productivity loss – survivors				
	Percentage of survivors missing care work	Mean missed care workdays	Total missed care workdays	Percentage of survivors' husbands missing care work	Mean missed care workdays	Total missed care workdays	Percentage of survivors working in the last 12 months <sup>a</sup>	Total number of working survivors	percentage of Working Survivors Missing Work	Mean Days Missed	Total workdays Missed
Balqa	27.4	4.4	41,339	3	2	2,057	11.9	4,080	49.1	11.3	22,639
Alzarqa	27.4	4.4	96,600	3	2	4,808	11.9	9,535	49.1	11.3	52,903
Amman	27.4	4.4	255,263	3	2	12,704	11.9	25,196	49.1	11.3	139,795
Madapa	27.4	4.4	10,307	3	2	513	11.9	1,017	49.1	11.3	5,644
Irbid	27.4	4.4	69,354	3	2	3,452	11.9	6,846	49.1	11.3	37,982
Mafraq	27.4	4.4	27,766	3	2	1,382	11.9	2,741	49.1	11.3	15,206
Jerash	27.4	4.4	9,966	3	2	496	11.9	984	49.1	11.3	5,458
Ajloun	27.4	4.4	2,813	3	2	140	11.9	278	49.1	11.3	1,540
Karak	27.4	4.4	6,354	3	2	316	11.9	627	49.1	11.3	3,480
Tafileh	27.4	4.4	3,186	3	2	159	11.9	314	49.1	11.3	1,745
Maan	27.4	4.4	10,581	3	2	527	11.9	1,044	49.1	11.3	5,794
Aqaba	27.4	4.4	7,560	3	2	376	11.9	746	49.1	11.3	4,140
jordan	27.4	4.4	537,588	3	2	26,755	11.9	53,063	49.1	11.3	294,411

### Productivity loss – survivors' husbands

Governorates	Percentage of survivors' husbands working in the last 12 months <sup>a</sup>	Total number of working survivors' husbands	Percentage of working survivors' husbands missing work	Mean days missed	Total workdays missed
Balqa	65.3	22,391	9.2	5.1	10,506
Alzarqa	65.3	52,322	9.2	5.1	24,550
Amman	65.3	138,261	9.2	5.1	64,872
Madapa	65.3	5,582	9.2	5.1	2,619
Irbid	65.3	37,565	9.2	5.1	17,625
Mafraq	65.3	15,039	9.2	5.1	7,056
Jerash	65.3	5,398	9.2	5.1	2,533
Ajloun	65.3	1,523	9.2	5.1	715
Karak	65.3	3,441	9.2	5.1	1,615
Tafileh	65.3	1,726	9.2	5.1	810
Maan	65.3	5,731	9.2	5.1	2,689
Aqaba	65.3	4,095	9.2	5.1	1,921
jordan	65.3	291,179	9.2	5.1	136,621

Source: Authors' calculations based on Jordan's violence against women survey, 2021.

<sup>a</sup> Assumed 11.9 per cent as the employment rate of survivors in the last 12 months as in the case of Balqa.

**Table 34. National monetary cost of spousal violence against women, 2021**

	Total days	Daily wage (JD)	Total cost (JD)	Total cost (USD)	Total cost (JD) – Minimum	Total Cost (JD) – Maximum
Care work – survivor	537,588	6.79	3,650,225	5,146,817	3,650,225	3,650,225
Care work – husband	26,755	4.3	115,079	162,262	115,079	115,079
Productivity Loss – Survivor	294,411	16.7	4,916,658	6,932,487	3,176,248	6,700,578
Productivity Loss – Husband	136,621	16.3	2,226,924	3,139,963	1,702,942	2,750,906
OOB cost			53,713,352	75,735,826	45,600,923	61,825,781
Overall			64,622,238	91,117,356	54,245,417	75,042,570

**Source:** Authors' calculations based on Jordan's violence against women survey, 2021.

**Note:** Exchange rate used is JD1 = \$1.41.

The proportions of survivors who incurred various costs and the related unit costs were assumed from the results of Balqa. For example, in Balqa, 56.5 per cent of survivors incurred a mean OOB cost of JD213.20. As such, in the case of all other governorates, it was assumed that 56.5 per cent of survivors will incur a mean cost of JD213.20.

As shown in table 33, approximately JD54 million is lost in Jordan due to OOB expenses. Approximately 565,000 care workdays and 430,000 workdays are also lost in Jordan by survivors and their husbands. Monetizing these costs leads to approximately JD65 million or US\$91 million lost in Jordan due to violence against women and girls.

In table 34, the monetary value of productivity loss due to missed care work, paid work and unpaid work by women and spouses is given. The monetary value was derived using the average daily wage for women and husbands. OOB costs account for nearly 82 per cent of the total costs incurred by households due to domestic violence against women. The total cost ranges from a minimum of JD55 million to a maximum of JD75 million. The overall monetary cost, in fact, amounts to approximately JD65 million.

## 2. Total cost of service provision/ response

The estimated total cost of the response through service provision to domestic violence against women and girls aged 15 and above, in addition to investments made in awareness and policymaking, in Jordan was estimated at JD36.9 million in the year 2021. Of this, JD27.9 million was used to respond to spousal violence against women and girls aged 15 and above. This overall response cost represented around 0.11 per cent of the GDP of Jordan in the year 2021 (the GDP at current prices was JD32.3 billion in 2021). The cost of providing direct services to survivors who seek help, as well as to perpetrators, was around JD34.9 million, while prevention services including awareness, advocacy, coordination and policy support were around JD1.9 million.

Table 35 shows the aggregate cost of services provided by the different actors to female domestic violence and spousal violence survivors aged 15 and above, as well as the response to perpetrators, for the year 2021.



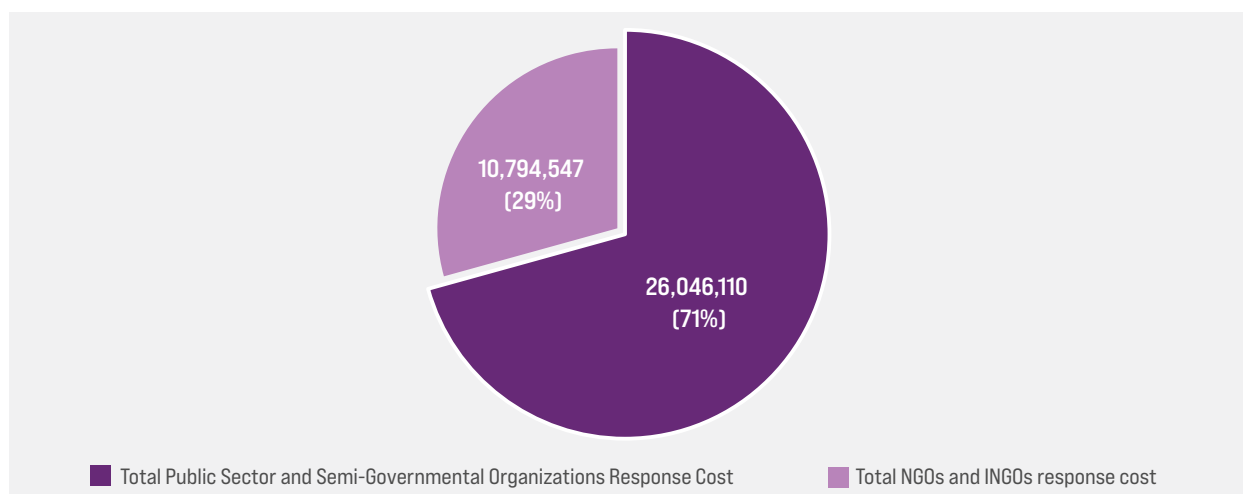
**Table 35. Aggregate cost (Jordanian dinar) of services in response to domestic violence and spousal violence, 2021**

Item	Women and girls: domestic violence survivors (aged 15+)	Women and girls: spousal violence survivors (aged 15+)
<b>Public sector and semi-governmental organizations</b>		
Direct services		
Health services		
Treatment of injuries and sexual abuse	103,236	67,103
Psychological medicine	287,249	201,074
Forensic	364,315	335,169
Other costs of health services	62,817	45,209
<b>Total health services cost</b>	<b>817,617</b>	<b>648,556</b>
Law enforcement		
Police response	20,833,966.08	16,667,172.86
Ministry of Interior response	221,228	176,983
Judiciary services	410,152	328,122
<b>Total law enforcement</b>	<b>21,465,346</b>	<b>17,172,278</b>
Social services		
Shelters	1,405,449	583,901
Social services	407,550	326,181
<b>Total social services</b>	<b>1,812,999</b>	<b>910,082</b>
Divorce and Sharia courts cost	963,042	963,042
<b>Total public sector direct services cost</b>	<b>25,059,004</b>	<b>19,693,958</b>
Awareness, policy support, coordination and advocacy		
Policy support, coordination and advocacy	903,962	723,169
Other awareness/counselling	83,144	83,144
<b>Total awareness, policy support, coordination and advocacy</b>	<b>987,106</b>	<b>806,313</b>
<b>Total response cost: public sector and semi-governmental organizations</b>	<b>26,046,110</b>	<b>20,500,271</b>
<b>NGOs and INGOs</b>		
Direct services		
Hotline	122,442	71,851
Social services (including social studies and follow-up)	1,053,591	626,875
Social counselling services	552,316	335,722

Item	Women and girls: domestic violence survivors (aged 15+)	Women and girls: spousal violence survivors (aged 15+)
Access to support group	354,725	195,456
Case management	892,833	567,831
Case referral and transfer	522,996	350,295
Psychotherapy services	852,542	516,335
Health services	1,081,991	854,113
Legal services	3,118,724	2,398,585
Shelter services	259,951	102,980
Financial, food and transportation aid	420,340	230,427
Training and empowerment	631,085	445,660
<b>Total cost of direct services</b>	<b>9,863,536</b>	<b>6,696,129</b>
<b>Awareness</b>		
Media and awareness	931,011	751,478
<b>Total awareness</b>	<b>931,011</b>	<b>751,478</b>
<b>Total response cost: NGOs and INGOs</b>	<b>10,794,547</b>	<b>7,447,607</b>
<b>Overall direct services cost</b>	<b>34,922,540</b>	<b>26,390,086</b>
<b>Overall awareness, policy support, coordination and advocacy</b>	<b>1,918,117</b>	<b>1,557,791</b>
<b>Overall response cost</b>	<b>36,840,659</b>	<b>27,947,877</b>

Source: Leading Point Estimates, 2021.

Figure 5. Aggregate cost of services per sector of service provider, 2021 (JD and percentage)



Source: Leading Point Estimates, 2021.

RDU: Total public sector and semi-governmental organizations response cost / Total NGOs and INGOs response cost

The research team estimated<sup>72</sup> a total of JD6.8 million as the cost of services provided to perpetrators. This cost is mainly borne by public institutions and constitutes a major part of the public sector direct services cost, at about 27.2 per cent. Given the limited public funding allocations, the high proportion of the overall cost that is dedicated to responding to perpetrators affects the allocation of funds to respond to survivors.

### 3. Total cost of violence to Jordan economy

To estimate the overall cost of violence against women, we need to consider both the costs of service provision by Governments, NGOs and INGOs, as well as the costs incurred by women and households in terms of OOP expenditures to mitigate the consequences of violence and productivity loss due to the inability to carry out paid and unpaid work, including care work. The OOP costs represent the expenditure that could have been spent on other areas such as well-being, and the productivity loss represents the loss of potential. Combined, these costs represent a loss to the national economy and can be understood as an overall drain on the economy.

It is, however, not possible to simply aggregate the costs of service provision provided in part 2 and the costs of inaction given in part 1 of this section, as the two types of costs consider different experiences of violence. The cost of inaction is primarily focused on marital or spousal abuse experienced by women aged 15 and above, as the household survey exploring OOP expenses and productivity impacts asked exclusively about experiences of marital violence. The costs of service provision, on the other hand, explored the support (and the relevant cost) provided to women and girl survivors aged 15 and above of domestic violence and of spousal violence separately. What is evident from the costs of service

provision is that, out of the cases handled by various agencies, approximately 63 per cent of the total numbers of women seeking support were due to spousal violence.

To estimate the total loss due to domestic violence experienced by women and girls aged 15 and above, we can assume that the number of survivors of domestic violence other than spousal violence would be higher nationally by 32 per cent and extrapolate the national estimate on this basis. If we thus assume that domestic violence survivors would incur the same level of OOP costs, as well as productivity losses in terms of their paid and unpaid work, we can develop an estimate of the cost of inaction due to domestic violence against women and girls aged 15 and above amounting to JD93,274,530, which is given in table 36.

The total yearly costs of domestic violence experienced by women and girls aged 15 and above in Jordan, which includes (a) costs to households (OOP costs); (b) economy losses (productivity loss); and (c) the cost of service provision, advocacy and coordination, comes to a **grand total of JD130,124,789 for 2021 or about 0.4 per cent of the GDP of Jordan in 2021.**

The costs to households and the economy in terms of a drain on resources is nearly two and a half times what the Government spends on providing services, coordination and awareness-raising. There is indeed a great scope to expand the resources invested in direct prevention initiatives. It is also important to flag that, out of the total Government public sector spending, nearly JD6.3 million is spent on the provision of services to perpetrators, which amounts to about 27 per cent of the public service cost provision.<sup>73</sup> Additionally, it is important to note that resources allocated to coordination, advocacy and awareness-raising represent only 1.5 per cent of the total cost to households and the economy, highlighting the inadequate attention being given to prevention efforts.

**Table 36. Cost of inaction due to domestic violence against women and girls aged 15 and above, 2021**

Item	Number (a)	Percentage incurring OOP cost (b)	OOP costs (JD) (c)	% Missing care work (d)	Number of missed care workdays (e)	% Working survivors' missed paid work <sup>a</sup> (f)	Number of missed paid workdays (g)	Monetary value of missed care work at a daily wage of 6.79 JD (h)	Monetary value of missed workdays at a daily wage of 16.7 JD (i)	Total (C+H+I) (J)
Women and girls aged 15+ survivors of spousal violence	445,909	56.5@213.2	53,713,352	27%@4.4 days	537,588	49.1@11.3 days	294,411	3,650,223	4,916,658	62,280,235
Additional women and girls aged 15+ survivors of domestic violence	222,105	56.5@213.2	26,754,324	27%@4.4 days	263,861	49.1@11.3 days	146,644	1,791,616	2,448,955	30,994,895
<b>Total domestic violence cost</b>	<b>668,014</b>		<b>80,467,676</b>		<b>801,449</b>		<b>441,055</b>	<b>5,441,839</b>	<b>7,365,613</b>	<b>93,275,130</b>

**Source:** Based on Jordan's violence against women survey, 2021 and Leading Point Estimates.

**Table 37. Total cost of domestic violence against women and girls aged 15 and above in Jordan**

Item	Total cost (JD) (a)	Total cost (dollar) <sup>a</sup> (b)	Share (percentage) (c)
OOP expenditures	80,476,676	113,472,113	61.8
Productivity loss	12,807,454	18,058,510	9.9
Cost of service provision and prevention	36,840,659	51,945,329	28.3
Cost of service provision (included in 36,840,659)	34,922,540	49,240,781	26.8
Cost of advocacy, coordination and awareness (included in 36,840,659)	1,918,117	2,704,545	1.5
<b>Grand total</b>	<b>130,124,789</b>	<b>183,473,952</b>	

**Source:** Based on Jordan's violence against women survey, 2021 and Leading Point Estimates.

<sup>a</sup> Exchange rate used is JD1 = \$1.41.

The estimate of the national cost of domestic violence against women and girls aged 15 and above clearly underscores the fact that the **drain on the economic resources of Jordan is significant, equivalent to 0.4 per cent of its GDP in a year.**

These are resources that could have been applied to other areas of concern to promote economic growth. It is important to note that if efforts to reduce and ultimately eliminate domestic violence are not expanded, the drain on resources will continue unabated and could even increase when the prevalence of violence increases in certain circumstances such as in a pandemic or during

conflict, as seen in the recent COVID-19 pandemic. If the benefits of increased women's economic engagement are to be realized, it also points to the importance of ensuring that violence is reduced. As women enter the labour force in greater numbers, the productivity impact of violence in terms of missed paid and unpaid days of work can be sizeable, moderating the potential increase in economic output associated with additional women workers in the economy. The issue of domestic violence, as it affects working women, is an issue that the Government must specifically address by making the workplace a safe and productive space for women.

# 5.

## Conclusions and recommendations

### A. Conclusions

#### 1. Household expenditure costs and productivity loss

Overall, the research indicates that the costs to households in terms of the OOP costs that women incur to mitigate the consequences of domestic violence by spouses and/or family is the major cost faced by women. In fact, nearly 56 per cent of survivors report OOP expenditures of approximately JD213.20 in a year, which is equivalent to 15 per cent of the average annual per capita non-food expenditure in 2021.

The research also indicates that working women experiencing violence from their husbands miss approximately 11.5 days in a year, which is equivalent to about two workweeks. This absence from work is often in addition to annual or sick leave days. It is important to ensure that women do not have to use up their leave due to experiencing violence. Otherwise, women would ultimately be at an increased risk of an interrupted work history, slow or limited progression in their career, and potentially stopping, or being fired from, work.

Another important cost highlighted in this research is the loss of care workdays – nearly 27

per cent of survivors reported a loss of 4.3 care workdays, totalling more than 800,000 days. Loss of care workdays is important to note, as it has consequences for the well-being of children and other vulnerable members of the household who require care. It also implies that the burden of care shifts onto other members of the family, either older women or younger girls.

A further salient finding of the research is that husbands who engage in spousal violence also incur a productivity loss. In fact, in terms of paid and unpaid work, husbands collectively miss approximately 11,000 days. This is important to flag, as the impacts of violence, whether domestic violence or spousal violence, are not limited to the woman/girl experiencing violence; rather, they extend to others in the household. The current estimate of household productivity loss is thus an underestimate, as we have been unable to capture the cascading productivity impacts on other members of the family and thus the wider productivity impacts of violence for the overall economy. A further underestimate relates to the fact that we were unable to assess the cost of missed school days.

## 2. Costs of service provision

The current research shows that the main cost element of the direct services provided is for law enforcement. This cost was estimated at JD21.5 million (61.5 per cent of the overall direct services cost), while health services constituted the least cost at around JD1.9 million (public, NGOs and INGOs), indicating low reporting to health service providers from this cohort of society.

In addition, national and international NGOs, supported by donor funding, fill an important gap in the provision of direct services to survivors. In 2021, the cost of direct service provision by NGOs and INGOs was estimated at JD9.9million (28.2 per cent of the overall direct services cost), with social services elements, including hotline, social studies,<sup>74</sup> and case management bearing the largest cost, followed by legal aid. It is worth mentioning that NGOs and INGOs are the only organizations providing free legal aid services to survivors. The Ministry of Justice has a fund for legal aid but only provides this service to perpetrators for cases that are regulated by the law.

Additionally, NGOs and INGOs are the main providers of psychotherapy services. Furthermore, the cost data show that the resources invested in hotline services are mainly provided by NGOs and are limited. This is an important service that enhances the detection of cases of violence and directs survivors to service providers. The Family Protection Department emergency line is the general public security line that receives all the security-related calls, including crimes and emergencies, regardless of whether they involve violence against women or not. The Ministry of Interior does not have a domestic violence hotline or an emergency line as part of its services.

The public sector dominates the provision of shelter services, although some attempts by NGOs/INGOs to provide such services exist. However, they are still limited in size and capacity, thus rendered unable

to accommodate a sufficient number of survivors seeking this service.

The direct services aggregated cost also clearly shows that the public sector mainly intervenes at the early response stage of a domestic violence case, while NGOs and INGOs provide the services needed to address the social and psychological needs of domestic violence survivors. This jeopardizes survivors' access to sustainable services, since nearly 93 per cent of the service provision cost of NGOs and INGOs is funded by donors and development organizations that depend on the availability of funds and donors/development organizations' priorities.

The research further clearly shows that some regions in Jordan are underserved regarding essential services that are needed to respond to women survivors of domestic violence. The five shelters run by the Government, and the one established shelter run by an NGO, are located in the Amman, Zarqa and Irbid Governorates. Nonetheless, a new project has been established which will serve women survivors of domestic violence in Aqaba.<sup>75</sup>

Beyond shelters, governmental early response services are spread all over the country. Still, the comprehensive response provided by NGOs and INGOs is mainly concentrated in Amman. The research team identified 42 NGOs and INGOs that provide services to survivors, 26 of which were interviewed by the research team.

From those interviewed, 21 operate in Amman (with 14 of those operating solely in Amman), 8 branches operate in Irbid, 9 in Zarqa and 7 in the South. Of the remaining five NGOs and INGOs, three operate solely in Zarqa and two operate solely in Irbid.

Finally, investments in prevention, awareness and policy support were estimated at JD1.9 million, representing 5.2 per cent of the overall response cost. Awareness, advocacy and policy support

aim to highlight the scale and impact of domestic violence on society, to encourage reporting to agencies, to provide essential support information to survivors, and to advocate for better legislative

frameworks and service provision. The percentage that is devoted to prevention and awareness cannot be judged for sufficiency, as no international benchmark is available.

## B. Recommendations

### 1. Recommendations to the Government and service providers

#### (a) In relation to prevention:

- The development and implementation of a national communication strategy on violence against women and domestic violence to address root causes and transform attitudes and behaviours that perpetuate violence.

#### (b) In relation to protection and response:

- The Public Security Directorate is urged to establish a direct 24-hour dedicated national domestic violence hotline.
- Revise legislation and policies to introduce special paid leaves for survivors of domestic violence and encourage the development of programmes to support employees experiencing domestic violence.
- Establish programmes to economically empower survivors of domestic violence and establish or expand cash support programmes to include survivors of domestic violence.
- Ensure the availability of sufficient legal aid services for survivors of violence, and further invest in psychosocial services provision for survivors of violence.
- Encourage the outsourcing of shelter services/ safe houses managed by specialized NGOs and civil society organizations, as complementary

to government efforts and simplify the administrative entry procedure for government-run shelters, including reconsidering/removing the requirement to report GBV incidents as a prerequisite of entry.

- Expand capacity-building programmes for health care providers to enable them to follow established protocols and guidelines to ensure appropriate identification and response to GBV cases.

#### (c) In relation to data and documentation:

- Enable the proper operation of the national automated tracking system of GBV cases and subsequent service provision allowing for proper record-keeping and thereby enhancing the quality of the response.
- Enhance medical and health documentation, while ensuring strict confidentiality for GBV cases.

#### (d) In relation to investment and funding:

- In addition to the funding for response and protection, there is a need to ensure the allocation of sufficient financial resources to scale up and expand current prevention efforts in order to reduce the expenditure for protection and response in the long run.
- Invest in building scientific evidence on effective and scalable interventions to prevent violence.
- Establish a gender funding tracker, which will allow



for tracking expenditure for GBV programmes and projects, including funding distribution and funding gaps.

## **2. Recommendations for the donor agencies**

- Donor agencies should prioritize initiatives and programmes to combat GBV in line with the Executive Plan for the National Priorities for

Strengthening the Response to Gender-Based Violence, Domestic Violence and Child Protection 2021–2023 and the Action Plan of the National Strategy for Women in Jordan 2020–2025.

- Sustaining funds for civil society organizations and NGOs that provide shelters, safe homes for survivors and their children, and free legal and psychological services for survivors of domestic violence.

# Annex

**Jordan's Economic Cost Assessment Survey for Violence Against Women, 2021  
Form given to women**

**The information must remain confidential as per the Statistics Act**

**Metadata**

<b>Governorate</b>	□□□	
<b>District</b>	□□□	<b>Block number:</b> □□□□
<b>Province</b>	□□	<b>Building number:</b> □□□□
<b>Compound</b>	□□□□	<b>House number:</b> □□□□
<b>Area</b>	□□□	<b>Cluster number:</b> □□□□
<b>Block:</b>	□□□	<b>Family number:</b> □□□
Head of the family's name:		
<b>Phone number:</b> □□□□□□□□□□		
<b>Name and number of the eligible woman:</b>		

Visits to the researcher				
	1	2	3	Final visit
Date	_____	_____	_____	Day _____ Month _____ Year <u>  </u>   <u>  </u>   <u>2</u>   <u>  </u>   <u>2</u>   <u>  </u>   <u>0</u>   <u>  </u>
Researcher's name:	_____	_____	_____	Researcher's number _____
Result*:	_____	_____	_____	Result _____
Next Visit, date and time:	_____	_____		Overall number of visits: _____
<b>Final statement*:</b> 1. Completed                      4. Rejected                      7. Other (specify) 2. Woman was not there 3. Postponed 5. Partially completed 6. The woman is currently unable to Answer				
<b>Observer</b>			<b>Bureau auditor</b>	
Name _____ - _____			Name _____   _____	
Date _____ - _____			Date _____   _____	

## Section 1: General background of the respondent

### Introduction and approval:

Hello, my name is..... I work at the Department of Statistics, we are doing a national survey in which we ask women about issues related to violence perpetrated by the husband against women, and we appreciate your participation in this survey. We will take 40 minutes from your time to fill this form, the information you give will be totally confidential.

Please know that the participation in this survey is voluntary and if we get to a question that you don't want to answer, just let me know and we will move to the next question immediately. You can also stop this interview at any time. Anyway, we hope that you participate in this survey as your opinions are very important.

And now, do you have any question about this survey?

Can we start the interview now?

The researcher's signature.....

Date.....

The recipient agreed to participate in the interview >>> 1 keep going

The recipient refused to participate in the interview >>> 2 the interview is over

Q. No.	<i>Question</i>	Replacements	Transfers
101	<b>Researcher: record the time</b>	Hour..... Minute.....	_ _   _ _
102	What is your marital status now? Researcher: if she is single (not married or divorced or widowed or separated) finish the interview and correct the marital status and inclusion of the interview in the family	1. Married 2. Divorced 3. Widowed 4. Separated	
103	What is your date of birth in month and year?	Month..... I don't know the month... Year..... I don't know the year....	_ _  98  _ _ _ _  9998
104	How old were you on your last birthday? Researcher: compare the answers and correct the answers of 103/104 if they were inconsistent	Age in whole years.....	_ _
105	Have you ever studied in a school?	Yes..... No.....	1 2 107
106	What is the highest level of study you have successfully completed?	Illiterate..... Literate.....	1 2  _

		Elementary..... 3 Preparatory..... 4 Primary..... 5 Apprenticeship..... 6 High school..... 7 Intermediate diploma... .. 8 Bachelor of arts..... 10 Higher diploma..... 11 Master..... 12 PhD.....	
107	What is your nationality?	1. Jordanian 2. Egyptian 3. Syrian 4. Iraqi 5. Palestinian 6. Other Arab nationality 7. Not Arab	

108	Do you own a cellphone/smartphone?	Yes.....1 No.....2	
109	Do you have internet access?	1.....yes 2.....no	
110	Do you have a bank account or E-wallet?	1.....yes 2.....no	200 ←
111	Do you have a credit card?	1.....yes 2.....no	

## Section 2: Marriage

200	The researcher: look at question 102 Currently married  _  □□□□□□□□□□□□□□□□□□□□ □□□□□□□□□□□□	The woman is currently divorced, widowed, separated  _  205	
201	Does your husband live with you now or does he live elsewhere?	1. He lives with her..... 2. He lives elsewhere.....2	←203
202	The researcher: write down the husband's name and line number from the family form, and if he is not registered among the family members, write the code "00" in the two boxes designated for the husband's line number	Husband's name..... His line number..... <div style="text-align: right; margin-top: 10px;"> _ _ </div>	
203	Does your husband have other wives?	1. Yes 2. No 3. I do not know <b>8</b>	205
204	How many wives does your husband have, including you?	The number..... _  I do not know..... <b>8</b>	
205	Have you been married once or more than once?	1. One time..... 2. More than one time.....	
206	a. The researcher: look at question 205 Only married once  _  What month and year did you live with your husband? b. Married more than once  _  We will talk now about your last husband, what month and year did you live with your husband?	The month..... _  I do not know which month..... <b>98</b> The year..... _ _ _  I do not know which year..... <b>9998</b>	
207	How old were you when you started living with your (last) husband?	Your age ..... _ _	
208	Before marriage, were you related to your (last) husband?	1. Yes 2. No	←300

209	How exactly is your (last) husband related to you?	01 Son of uncle (father's side) and son of aunt (mother's side) ..... 02 Son of aunt (father's side) and Son of uncle (mother's side) ..... 03 Son of uncle (father's side) ..... 04 Son of uncle (mother's side) ..... 05 Son of aunt (father's side) ..... 06 Son of aunt (mother's side) ..... 07 Another kinship (father's side) ..... 08 Another kinship (mother's side) ..... 09 Another kinship ..... 98 I do not know .....	
-----	--	--	--



### Section 3: General background about the husband and the woman's work

300	Researcher: look at question (102) The woman is currently married	The woman is currently divorced, widowed, separated	308
301	How old was your husband at his last birthday?	Age:	
302	Has your husband ever attended school?	1. Yes 2. No	304
303	What is the highest school level successfully completed by the husband?	1. <b>Illiterate</b> 2. <b>Literate</b> 3. <b>Elementary school</b> 4. <b>Middle school</b> 5. <b>Preparatory</b> 6. <b>Apprenticeship</b> 7. <b>High school</b> 8. <b>Intermediate school</b> 9. <b>Bachelor of arts</b> 10. <b>Higher diploma</b> 11. <b>Master</b> 12. <b>PhD</b>	
304	Has your husband worked for the past seven days, even for an hour? I mean by working: <input type="checkbox"/> Any paid job <input type="checkbox"/> A private job that he owns or owns part of it <input type="checkbox"/> Unpaid family's job (e.g. working on a farm, a grocery store) <input type="checkbox"/> Any other business?	1. Yes 2. No <b>I do not know.....8</b>	306
305	Did your husband have a job but did not do it during the previous seven days (i.e. he was temporarily absent) because of illness, vacation, travel or other reasons?	Yes..... 1 No ..... 2 <b>I do not know ..... 8</b>	308 ←
306	What is your husband's current occupation? (i.e. what kind of work he does mainly?)	_____ _____ □□□□	
307	What is the practical status of your husband: Is he a paid employee, a business owner with other employees, working for himself without other employees, working for the family with no wage, working for another person with no wage?	1. A paid employee 2. A business owner with another employee 3. Working for himself with other employees	

		4. Working for the family with no wage 5. Working for another person with no wage	
308	Have you worked for the past seven days, even for an hour? I mean by working: <input type="checkbox"/> Any paid job <input type="checkbox"/> A private job that he owns or owns a part of it <input type="checkbox"/> Unpaid family's job (i.e. working in a farm, a grocery store)	Yes..... 1 No..... 2	310
309	Did you have a job but did not do it during the previous seven days (i.e. you were temporarily absent) because of illness, vacation, maternity leave, travel or other reasons?	Yes..... 1 No..... 2	312
310	What is your main occupation? (i.e. what do you do for a living?)	_____         _____	
311	<b>What's your occupation status:</b> paid employment, business owner with other employees, freelancing without other employees, working for a family without payment, or unpaid work for others.	1. paid employment..... 2. business owner with other employees..... 3. freelancing without other employees..... 4. unpaid work for a family..... 5. unpaid work for others.....	
312	<b>Researcher:</b> go to question number 102 The woman is currently married [?]	The woman is currently single divorced, widowed, separated	320
313	<b>Researcher:</b> go to question number 311 If the answer was number, 1, 2, 3.....[?]	<input type="checkbox"/> If the answer was number 4, 5, no answer.....	316
314	who mainly decides how to use financial gains from your occupation, you, your husband or is it a mutual decision?	1. Recipient..... 2. Husband..... 3. Recipient in agreement with husband..... Others (specify) .....6	
315	Is your income higher, lower or equal to the income your husband makes?	1. Higher..... 2. Less..... 3. Approximately equal..... 4. He does not make income..... Other (specify) .....8	317

		4. Working for the family with no wage 5. Working for another person with no wage	
308	Have you worked for the past seven days, even for an hour? I mean by working: <input type="checkbox"/> Any paid job <input type="checkbox"/> A private job that he owns or owns a part of it <input type="checkbox"/> Unpaid family's job (i.e. working in a farm, a grocery store)	Yes..... 1 No..... 2	310
309	Did you have a job but did not do it during the previous seven days (i.e. you were temporarily absent) because of illness, vacation, maternity leave, travel or other reasons?	Yes..... 1 No..... 2	312
310	What is your main occupation? (i.e. what do you do for a living?)	_____         _____	
311	<b>What's your occupation status:</b> paid employment, business owner with other employees, freelancing without other employees, working for a family without payment, or unpaid work for others.	1. paid employment..... 2. business owner with other employees..... 3. freelancing without other employees..... 4. unpaid work for a family..... 5. unpaid work for others.....	
312	<b>Researcher:</b> go to question number 102 The woman is currently married [?]	The woman is currently single divorced, widowed, separated	320
313	<b>Researcher:</b> go to question number 311 If the answer was number, 1, 2, 3.....[?]	<input type="checkbox"/> If the answer was number 4, 5, no answer.....	316
314	who mainly decides how to use financial gains from your occupation, you, your husband or is it a mutual decision?	1. Recipient..... 2. Husband..... 3. Recipient in agreement with husband..... Others (specify) .....6	
315	Is your income higher, lower or equal to the income your husband makes?	1. Higher..... 2. Less..... 3. Approximately equal..... 4. He does not make income..... Other (specify) .....8	317

316	Who mainly decides how to use financial gains from your husband's occupation, you, your husband or is it a mutual decision?	1. Recipient..... 2. Husband..... 3. Recipient in agreement with husband..... 4. Husband has no income..... Other (specify).....6		
317	Who makes the decision about your health care you, your husband or someone else?	1. Recipient..... 2. Husband..... 3. Recipient in agreement with husband 4. Someone else.....6		
318	Who makes the decision in term of household expenses?	1. Recipient..... 2. Husband..... 3. Recipient in agreement with husband..... 4. Someone else.....6		
319	Who usually makes the decision about visits to your family and relatives?	1. Recipient..... 2. Husband..... 3. Recipient in agreement with husband..... 4. Someone else.....6		
320	Do you own this house or another house alone or jointly with another person?	1. I own a house on my own..... 2. I own a house in conjunction with others..... 3. I own a house on my own and another house shared ..... 4. I do not own a house.....		
321	Do you own a plot of agricultural or non-agricultural land on your own or jointly with any other person?	1. I only own a piece of land for me.... 2. I own a common plot of land..... 3. I own a piece of land on my own and another shared..... 4. I do not own a piece of land.....		
322	<b>Researcher:</b> There are other people present: Do not continue until you are sure that no one is present (individual interview) 1. Solitude achieved	2. Solitude (isolation) is not possible 2		423
323	Some disputes and sharp discussions may occur between spouses, which some believe it justifies the husband's beating of his wife. Do you think that the following behaviours constitute a justification for beating the wife?	<b>Yes</b>	<b>No</b>	<b>I do not know</b>

1. If she went out without telling him				
2. If she neglected children				
3. If she burned the food				
4. If she cursed him				
5. If she did not obey him				
6. If she argued with him				
7. If she betrayed him				
8. If she did not respond to his family's requests				
9. If she behaved with him in a way he does not like or is not acceptable in front of others				
10. If she cursed him or his family				
11. If she refused to sleep with him				

### Section 4: Domestic violence

401	<p><b>Researcher:</b> read the following section for the woman:</p> <p>Now, I would like to ask you a couple of questions about the important matters that are related to a woman's life. I know that some of these questions are very personal. But regardless, your answers are important in helping us understand the conditions of women in Jordan. Let me assure you that your answers will be treated with full confidentiality and will not be seen by anybody else, and nobody in your family will be able to know that you have been asked these questions. If I ask any question that you do not want to answer, just tell me and I will move on to the following question.</p>																										
402	<p>Now, I want to ask some questions about some of the things that happen to some women. I would like you to tell me if some of these things apply to your relationship with your (last) husband?</p> <table border="1" style="width: 100%; border-collapse: collapse; margin-top: 10px;"> <thead> <tr> <th style="width: 80%;"></th> <th style="width: 10%; text-align: center;">Yes</th> <th style="width: 10%; text-align: center;">No</th> <th style="width: 10%; text-align: center;">I do not know</th> </tr> </thead> <tbody> <tr> <td>1. He gets mad or jealous (used to get mad or jealous) if you talk to other men?</td> <td style="text-align: center;">1</td> <td style="text-align: center;">2</td> <td style="text-align: center;">8</td> </tr> <tr> <td>2. He accuses you (used to accuse you) of being unfaithful constantly?</td> <td style="text-align: center;">1</td> <td style="text-align: center;">2</td> <td style="text-align: center;">8</td> </tr> <tr> <td>3. He doesn't allow (did not allow) you to meet your female friends?</td> <td style="text-align: center;">1</td> <td style="text-align: center;">2</td> <td style="text-align: center;">8</td> </tr> <tr> <td>4. He tries (used to try) to limit your connection with your family?</td> <td style="text-align: center;">1</td> <td style="text-align: center;">2</td> <td style="text-align: center;">8</td> </tr> <tr> <td>5. He insists (used to insist) to know where you were or are at any time?</td> <td style="text-align: center;">1</td> <td style="text-align: center;">2</td> <td style="text-align: center;">8</td> </tr> </tbody> </table>				Yes	No	I do not know	1. He gets mad or jealous (used to get mad or jealous) if you talk to other men?	1	2	8	2. He accuses you (used to accuse you) of being unfaithful constantly?	1	2	8	3. He doesn't allow (did not allow) you to meet your female friends?	1	2	8	4. He tries (used to try) to limit your connection with your family?	1	2	8	5. He insists (used to insist) to know where you were or are at any time?	1	2	8
	Yes	No	I do not know																								
1. He gets mad or jealous (used to get mad or jealous) if you talk to other men?	1	2	8																								
2. He accuses you (used to accuse you) of being unfaithful constantly?	1	2	8																								
3. He doesn't allow (did not allow) you to meet your female friends?	1	2	8																								
4. He tries (used to try) to limit your connection with your family?	1	2	8																								
5. He insists (used to insist) to know where you were or are at any time?	1	2	8																								
403	<p><b>Researcher:</b> look at question number (102)</p> <table border="1" style="width: 100%; border-collapse: collapse; margin-top: 10px;"> <tr> <td style="width: 50%; padding: 5px;">                     The woman is currently married                       __                       ?                 </td> <td style="width: 50%; padding: 5px;">                     The woman is currently (divorced, widowed, separated)                      ?                       Now we will talk about your last marriage. What month and year did your last marriage <b>end</b>?                 </td> </tr> </table>	The woman is currently married  __  ?	The woman is currently (divorced, widowed, separated) ?  Now we will talk about your last marriage. What month and year did your last marriage <b>end</b> ?	<p>Month..... __ __ </p> <p>Year..... __ __ __ __ </p>	<p>The date before 12 months from the visit</p> <p style="text-align: center;"> __ __ </p> <p style="text-align: center;"> __ __ __ __ </p> <p style="text-align: center;">?</p> <p style="text-align: center;">423</p>																						
The woman is currently married  __  ?	The woman is currently (divorced, widowed, separated) ?  Now we will talk about your last marriage. What month and year did your last marriage <b>end</b> ?																										
404	<p>Now, I want to ask you some other questions about your (last) husband.</p> <table border="1" style="width: 100%; border-collapse: collapse; margin-top: 10px;"> <thead> <tr> <th style="width: 50%; text-align: center;">A</th> <th style="width: 50%; text-align: center;">B</th> </tr> </thead> <tbody> <tr> <td style="padding: 5px;">Has your husband ever done any of the following to you?</td> <td style="padding: 5px;">Did this happen to you during the last 12 months, often, sometimes, or never?</td> </tr> </tbody> </table>			A	B	Has your husband ever done any of the following to you?	Did this happen to you during the last 12 months, often, sometimes, or never?																				
A	B																										
Has your husband ever done any of the following to you?	Did this happen to you during the last 12 months, often, sometimes, or never?																										

		Mostly	Sometimes		Did not happen in the past 12 months
1. Did he humiliate you or make you feel bad about yourself?	Yes.....1 ☐ No.....2 ☐☐	1	2		3
2. Did he say or do something to humiliate you in front of others?	Yes.....1 ☐ No.....2 ☐☐	1	2		3
3. Did he threaten to hurt you or hurt someone you love?	Yes.....1 ☐ No.....2 ☐☐	1	2		3
4. Did he do things to scare or intimidate you intentionally?	Yes.....1 ☐ No.....2 ☐☐	1	2		3

405	<b>A</b>	<b>B</b>			
Has your husband ever done any of the following to you?		Did this happen to you during the last 12 months, often, sometimes, or never?			
		Often	Sometimes	Did not happen in the past 12 months	
1. Pushed or shook you, or thrown anything at you?	Yes .....1 ☐☐ No .....2 .....☐☐	1	2	3	
2. Slapped you?	Yes .....1 ☐ No .....2 ☐☐	1	2	3	
3. Bent your arm or pulled your hair?	Yes .....1 ☐ No .....2 ☐☐	1	2	3	

	4. Hit you with his fist or anything else that might hurt you?	Yes .....1 ? No .....2 ??	1	2	3
	5. Kick you with his foot, pulled you, or hit you hard?	Yes .....1 No .....2 ??	1	2	3
	6. Tried to choke or burn you on purpose?	Yes .....1 ? No .....2 ??	1	2	3
	7. Threatened you or attacked you with a knife, a gun, or any other weapon?	Yes .....1 ? No .....2 ??	1	2	3
	8. Forced you for a sextual intercourse even when you did not want to?	Yes .....1 ? No .....2 ??	1	2	3
406	<b>Researcher:</b> check question 405B (1-8) There is at least 1 or 2 answers  _  → 407	There is no answer in any of them  _  →			406 A
406 A	<b>Researcher:</b> check the questions 404B (1-4) There is at least 1 or 2 answers  _  → 408	There is no answer in any of them  _  →			423
407	Has any of these side effects happened to you as a cause of what your (last) husband has done to you?	<b>Side effects</b>	<b>Ye s</b>	<b>No</b>	
		1. Cuts or scratches or bruises	1	2	
		2. Dislocations or separations	1	2	
		3. Burns or bite marks	1	2	
		4. Deep wounds injuries	1	2	
		5. Perforation in the eardrum	1	2	
		6. Eye injury	1	2	
		7. Cracked or broken bones	1	2	
		8. Broken teeth	1	2	
		9. Internal injuries (fractures or bleeding)	1	2	
	10. Something else (specify).....	1	2		
408	During the past 12 months, have you needed any health care due to the violent actions that you've suffered from your husband?	Yes, and I received it .....	→ 1	410	
		Yes, but I did not received it .....	2 →	410	
		No .....	→ 3		



409	Health-care services due to the violent behaviours practiced against you by the husband during the past 12 months	During the past 12 months		
		A. Were there financial payments for receiving the service?	B. How much did the last violent behaviour cost in Jordanian dinar?	C. How much did all of the violent behaviours cost in Jordanian dinar?
		1. Yes 2. No (move to the next item) 3. No services were needed (move to the next item)		
1	Doctor, nurse, pharmacist or a technician	<input type="checkbox"/>	<input type="checkbox"/> <input type="checkbox"/> <input type="checkbox"/> <input type="checkbox"/> <input type="checkbox"/>	<input type="checkbox"/> <input type="checkbox"/> <input type="checkbox"/> <input type="checkbox"/> <input type="checkbox"/>
2	Hospital rates, clinic, or health centre fees (except for residence)	<input type="checkbox"/>	<input type="checkbox"/> <input type="checkbox"/> <input type="checkbox"/> <input type="checkbox"/> <input type="checkbox"/>	<input type="checkbox"/> <input type="checkbox"/> <input type="checkbox"/> <input type="checkbox"/> <input type="checkbox"/>
3	Hospital residence fees	<input type="checkbox"/>	<input type="checkbox"/> <input type="checkbox"/> <input type="checkbox"/> <input type="checkbox"/> <input type="checkbox"/>	<input type="checkbox"/> <input type="checkbox"/> <input type="checkbox"/> <input type="checkbox"/> <input type="checkbox"/>
4	Number of days spent in hospital		Number of days <input type="checkbox"/> <input type="checkbox"/> <input type="checkbox"/>	Total number of days <input type="checkbox"/> <input type="checkbox"/> <input type="checkbox"/>
5	Transportation including escorts	<input type="checkbox"/>	<input type="checkbox"/> <input type="checkbox"/> <input type="checkbox"/> <input type="checkbox"/> <input type="checkbox"/>	<input type="checkbox"/> <input type="checkbox"/> <input type="checkbox"/> <input type="checkbox"/> <input type="checkbox"/>
6	Examinations (x-ray, laboratories, etc.)	<input type="checkbox"/>	<input type="checkbox"/> <input type="checkbox"/> <input type="checkbox"/> <input type="checkbox"/> <input type="checkbox"/>	<input type="checkbox"/> <input type="checkbox"/> <input type="checkbox"/> <input type="checkbox"/> <input type="checkbox"/>
7	Medicine and treatments	<input type="checkbox"/>	<input type="checkbox"/> <input type="checkbox"/> <input type="checkbox"/> <input type="checkbox"/> <input type="checkbox"/>	<input type="checkbox"/> <input type="checkbox"/> <input type="checkbox"/> <input type="checkbox"/> <input type="checkbox"/>
8	Alternative medical treatment (Arabian medicine, bonesetter, medicinal herbs)	<input type="checkbox"/>	<input type="checkbox"/> <input type="checkbox"/> <input type="checkbox"/> <input type="checkbox"/> <input type="checkbox"/>	<input type="checkbox"/> <input type="checkbox"/> <input type="checkbox"/> <input type="checkbox"/> <input type="checkbox"/>
9	Other expenses in relation to health care (food, drinks, etc.) including escorts	<input type="checkbox"/>	<input type="checkbox"/> <input type="checkbox"/> <input type="checkbox"/> <input type="checkbox"/> <input type="checkbox"/>	<input type="checkbox"/> <input type="checkbox"/> <input type="checkbox"/> <input type="checkbox"/> <input type="checkbox"/>
10	Medical consultations (psychiatrists, therapists, other consultations)	<input type="checkbox"/>	<input type="checkbox"/> <input type="checkbox"/> <input type="checkbox"/> <input type="checkbox"/> <input type="checkbox"/>	<input type="checkbox"/> <input type="checkbox"/> <input type="checkbox"/> <input type="checkbox"/> <input type="checkbox"/>
11	Other medical or health reports	<input type="checkbox"/>	<input type="checkbox"/> <input type="checkbox"/> <input type="checkbox"/> <input type="checkbox"/> <input type="checkbox"/>	<input type="checkbox"/> <input type="checkbox"/> <input type="checkbox"/> <input type="checkbox"/> <input type="checkbox"/>

410	During the past 12 months, were you in a need for legal services/consultation as a result of the violent behaviours practiced against you by the husband?	1. Yes, and I received them..... 2. Yes, but I did not receive them..... 3. No.....	1 ←2 ←3	412 412
-----	---	---	---------------	------------

411	Legal services and consultations due to the violent behaviours practiced against you by the husband during the past 12 months.	A. Were there financial payments for receiving the service?	C. How much did the last violent behaviour cost in Jordanian dinar?	D. How much did all of the violent behaviours cost in Jordanian dinar?
		1. Yes 2. No (move to the next item) 3. No services were needed (move to the next item)		
1	Attorney fees	<input type="checkbox"/>	<input type="checkbox"/> <input type="checkbox"/> <input type="checkbox"/> <input type="checkbox"/> <input type="checkbox"/>	<input type="checkbox"/> <input type="checkbox"/> <input type="checkbox"/> <input type="checkbox"/> <input type="checkbox"/>
2	Court and complaints fees	<input type="checkbox"/>	<input type="checkbox"/> <input type="checkbox"/> <input type="checkbox"/> <input type="checkbox"/> <input type="checkbox"/>	<input type="checkbox"/> <input type="checkbox"/> <input type="checkbox"/> <input type="checkbox"/> <input type="checkbox"/>
3	Cosultations (heading to the legal advice center)	<input type="checkbox"/>	<input type="checkbox"/> <input type="checkbox"/> <input type="checkbox"/> <input type="checkbox"/> <input type="checkbox"/>	<input type="checkbox"/> <input type="checkbox"/> <input type="checkbox"/> <input type="checkbox"/> <input type="checkbox"/>
4	Other reports or fees (police, lawyer, other)	<input type="checkbox"/>	<input type="checkbox"/> <input type="checkbox"/> <input type="checkbox"/> <input type="checkbox"/> <input type="checkbox"/>	<input type="checkbox"/> <input type="checkbox"/> <input type="checkbox"/> <input type="checkbox"/> <input type="checkbox"/>
5	Other expenses (transportations, communications, food, other)	<input type="checkbox"/>	<input type="checkbox"/> <input type="checkbox"/> <input type="checkbox"/> <input type="checkbox"/> <input type="checkbox"/>	<input type="checkbox"/> <input type="checkbox"/> <input type="checkbox"/> <input type="checkbox"/> <input type="checkbox"/>
6	Online legal consultations	<input type="checkbox"/>	<input type="checkbox"/> <input type="checkbox"/> <input type="checkbox"/> <input type="checkbox"/> <input type="checkbox"/>	<input type="checkbox"/> <input type="checkbox"/> <input type="checkbox"/> <input type="checkbox"/> <input type="checkbox"/>

412	Other financial costs during the last 12 months	A. Have you paid any other financial expenses?	C. How much did the last violent behaviour cost in Jordanian dinar?	D. How much did all of the violent behaviours cost in Jordanian dinar?
-----	---	--	---	--

		1. Yes 2. No 3. The service was not needed (go to the next item)		
1	Transportation fees paid to go to your parents' house, or other destinations as a result of leaving the house or the place where violent behaviour occurred	<input type="checkbox"/>	<input type="checkbox"/> <input type="checkbox"/> <input type="checkbox"/> <input type="checkbox"/> <input type="checkbox"/>	<input type="checkbox"/> <input type="checkbox"/> <input type="checkbox"/> <input type="checkbox"/> <input type="checkbox"/>
2	Telecommunication and cell phone bills	<input type="checkbox"/>	<input type="checkbox"/> <input type="checkbox"/> <input type="checkbox"/> <input type="checkbox"/> <input type="checkbox"/>	<input type="checkbox"/> <input type="checkbox"/> <input type="checkbox"/> <input type="checkbox"/> <input type="checkbox"/>
3	Other expenses (food, drinks, house rent, hotel rent, shelter, etc.	<input type="checkbox"/>	<input type="checkbox"/> <input type="checkbox"/> <input type="checkbox"/> <input type="checkbox"/> <input type="checkbox"/>	<input type="checkbox"/> <input type="checkbox"/> <input type="checkbox"/> <input type="checkbox"/> <input type="checkbox"/>

**Researcher:** we talked about the amounts of money paid and the various costs that you incurred for medical or legal services or any other costs.

Did you pay them alone or did someone else share the payment with you during the past 12 months?

If you would answer any of the previous sections (412A, 411A, 409A) by: Yes, answering question 413 is required, otherwise, go to question 414.

413	Did you pay the sums or financial costs on your own or did someone else share the payment with you in the past 12 months?  <b>Researcher: circle the symbols of all the answers that the woman mentions</b>	1. Me..... 2. My husband..... 3. My husband's family..... 4. My parent..... 5. Other relatives..... 6. Friends..... 7. Insurance..... 8. Other (specify).....	
414	During the past 12 months, as a result of violent behaviour towards the wife, you or your husband might have	<b>B</b>	
		<b>A. Has there been any damage or breakage to this property?</b>	<b>B. Have you replaced or repaired the damaged or broken items?</b> <i>C. What is the value of the replacement, or repair for those who answered question B by saying: (yes)?</i>

	<b>destroyed or broken some private items in your home, did it happen to you or not?</b>	<b>1. Yes 2. No (go to the next) 3. Not applicable (go to the next)</b>	<b>1. Yes 2. No</b>	<i>Or what is the estimated cost of the value of replacement or repair for those who answered question B by saying: (No) in case the replacement or repair is not in Jordanian dinars?</i>
<b>1</b>	Dishes, utensils, cutlery	<input type="checkbox"/>	<input type="checkbox"/>	<input type="text"/> <input type="text"/> <input type="text"/> <input type="text"/> <input type="text"/>
<b>2</b>	Electronic devices (mobile, remote control, tablet, laptop)	<input type="checkbox"/>	<input type="checkbox"/>	<input type="text"/> <input type="text"/> <input type="text"/> <input type="text"/> <input type="text"/>
<b>3</b>	Electrical tools	<input type="checkbox"/>	<input type="checkbox"/>	<input type="text"/> <input type="text"/> <input type="text"/> <input type="text"/> <input type="text"/>
<b>4</b>	Car	<input type="checkbox"/>	<input type="checkbox"/>	<input type="text"/> <input type="text"/> <input type="text"/> <input type="text"/> <input type="text"/>
<b>5</b>	Bicycle, children toys	<input type="checkbox"/>	<input type="checkbox"/>	<input type="text"/> <input type="text"/> <input type="text"/> <input type="text"/> <input type="text"/>
<b>6</b>	Antiques, wall clocks	<input type="checkbox"/>	<input type="checkbox"/>	<input type="text"/> <input type="text"/> <input type="text"/> <input type="text"/> <input type="text"/>
<b>7</b>	Carpets	<input type="checkbox"/>	<input type="checkbox"/>	<input type="text"/> <input type="text"/> <input type="text"/> <input type="text"/> <input type="text"/>
<b>8</b>	Cloths	<input type="checkbox"/>	<input type="checkbox"/>	<input type="text"/> <input type="text"/> <input type="text"/> <input type="text"/> <input type="text"/>
<b>9</b>	Furniture like sofas and couches	<input type="checkbox"/>	<input type="checkbox"/>	<input type="text"/> <input type="text"/> <input type="text"/> <input type="text"/> <input type="text"/>
<b>10</b>	Other (specify)	<input type="checkbox"/>	<input type="checkbox"/>	<input type="text"/> <input type="text"/> <input type="text"/> <input type="text"/> <input type="text"/>

415	Did the violent behaviour of your husband lead to you or your sons/daughters being absent from school or university during the past 12 months?	During the past 12 months		
		BA	BB	BC
		Yes No Does not apply (move to the next item)	Number of sons/daughters	Number of days of absence
1	Sons/daughters were absent from school	<input type="checkbox"/>	<input type="checkbox"/> <input type="checkbox"/>	<input type="checkbox"/> <input type="checkbox"/> <input type="checkbox"/>
2	Sons/daughters were absent from university	<input type="checkbox"/>	<input type="checkbox"/> <input type="checkbox"/>	<input type="checkbox"/> <input type="checkbox"/> <input type="checkbox"/>
3	You were absent from school or university	<input type="checkbox"/>		<input type="checkbox"/> <input type="checkbox"/> <input type="checkbox"/>

416	Have you done any paid or unpaid work in the past 12 months?	1. Yes 2. No (move to 418) <input type="checkbox"/>
-----	--	---

		<b>B</b>	
		<b>During the past 12 months</b>	
		<b>BA</b>	<b>BB</b>
<b>417</b>	<b>Did the violent behaviour of your husband affect your work, during the past 12 months?</b>	1. Yes 2. No 3. Does not apply (when choosing answer number 2 or 3, you will move to the second item)	<b>Number of days</b>
<b>1</b>	Was your ability to work affected, which led to a decrease in your productivity or the quality of your achievement?	<input type="checkbox"/>	<input type="checkbox"/> <input type="checkbox"/> <input type="checkbox"/>
<b>2</b>	Your husband has disrupted or confused your business. (Example: frequent calling, threats, coming to the workplace, etc.)	<input type="checkbox"/>	<input type="checkbox"/> <input type="checkbox"/> <input type="checkbox"/>
<b>3</b>	Your ability to focus was reduced	<input type="checkbox"/>	<input type="checkbox"/> <input type="checkbox"/> <input type="checkbox"/>
<b>4</b>	Low self-confidence	<input type="checkbox"/>	<input type="checkbox"/> <input type="checkbox"/> <input type="checkbox"/>
<b>5</b>	Having to change the route or means of transportation due to fear of going to work	<input type="checkbox"/>	<input type="checkbox"/> <input type="checkbox"/> <input type="checkbox"/>
<b>6</b>	You were absent from paid work (paid leave)	<input type="checkbox"/>	<input type="checkbox"/> <input type="checkbox"/> <input type="checkbox"/>
<b>7</b>	You were absent from paid work (unpaid leave)	<input type="checkbox"/>	<input type="checkbox"/> <input type="checkbox"/> <input type="checkbox"/>
<b>8</b>	You were absent from unpaid work (unpaid family member or other)	<input type="checkbox"/>	<input type="checkbox"/> <input type="checkbox"/> <input type="checkbox"/>
<b>9</b>	You lost your paid job	<input type="checkbox"/>	<input type="checkbox"/> <input type="checkbox"/> <input type="checkbox"/>
<b>418</b>	Has your husband done any paid or unpaid work in the past 12 months?	1. Yes <input type="checkbox"/> 2. No (420)	

<b>419</b>	In which of the following cases was the husband's work affected as a result of his violent behaviour against you?	<b>B</b>			
		<b>During the past 12 months</b>			
		<b>BA</b>		<b>BB</b>	
		1. Yes 2. No 3. Not applicable If answer 2 or 3 was chosen, move to the next item		<b>Number of days</b>	
<b>1</b>	Has your husband's work been negatively affected during the past 12 months?	<input type="checkbox"/>	<input type="checkbox"/>	<input type="checkbox"/>	<input type="checkbox"/>
<b>2</b>	Absence of your husband from paid work (paid leave)	<input type="checkbox"/>	<input type="checkbox"/>	<input type="checkbox"/>	<input type="checkbox"/>
<b>3</b>	Absence of your husband from paid work (unpaid leave)	<input type="checkbox"/>	<input type="checkbox"/>	<input type="checkbox"/>	<input type="checkbox"/>
<b>4</b>	Absence of your husband from unpaid work (unpaid family member or other)	<input type="checkbox"/>	<input type="checkbox"/>	<input type="checkbox"/>	<input type="checkbox"/>
<b>420</b>	<b>Have your husband's violent behaviours affected your or your spouse's normal household chores?</b>	<b>B</b>			
		1. Yes 2. No If you answer b + a NO go to 422			
<b>(a)</b>	<b>Wife</b>	<input type="checkbox"/>			
<b>(b)</b>	<b>Husband</b>	<input type="checkbox"/>			
<b>421</b>	Did the violent behaviour of your husband lead to you not doing the housework that you or your husband normally do?	<b>During the past 12 months</b>			
		<b>Wife</b>		<b>Husband</b>	
		<b>CB</b>	<b>BB</b>	<b>CA</b>	<b>BA</b>
		<b>Yes</b> <b>No</b> <b>Not applicable</b> If answer 2 or 3 was selected move to CA	<b>Number of days</b>	<b>Yes</b> <b>No</b> <b>Not applicable</b> If answer 2 or 3 was selected move to the next question	<b>Number of days</b>
<b>1</b>	Taking care of the kids (Childbearing, feeding/breastfeeding, giving bath, making the kids ready to head to the school, giving medical/health care to the kids, dropping the kids to the school or the college)	<input type="checkbox"/>	<input type="checkbox"/>	<input type="checkbox"/>	<input type="checkbox"/>

<b>2</b>	Taking care of the elderly and ill people (Personal care, giving medical care, accompany the elderly people to get medical/health services, preparing food for ill and elderly people)	<input type="checkbox"/>	<input type="checkbox"/> <input type="checkbox"/> <input type="checkbox"/>	<input type="checkbox"/>	<input type="checkbox"/> <input type="checkbox"/> <input type="checkbox"/>
<b>3</b>	Teaching the kids (Reading and training and helping them)	<input type="checkbox"/>	<input type="checkbox"/> <input type="checkbox"/> <input type="checkbox"/>	<input type="checkbox"/>	<input type="checkbox"/> <input type="checkbox"/> <input type="checkbox"/>
<b>4</b>	The different household chores (Preparing meals, the occasional rooms, bathrooms, kitchen, cleaning, the sweeping, the washing, the tidying, the dusting, cleaning the windows, the floor polishing, throwing the garbage)	<input type="checkbox"/>	<input type="checkbox"/> <input type="checkbox"/> <input type="checkbox"/>	<input type="checkbox"/>	<input type="checkbox"/> <input type="checkbox"/> <input type="checkbox"/>
<b>5</b>	Shopping the family supplies (Shopping to buy the food products (grocery of all kinds), the medical supplies, the school supplies, the petrol, the clothes, the appliances and the furniture)	<input type="checkbox"/>	<input type="checkbox"/> <input type="checkbox"/> <input type="checkbox"/>	<input type="checkbox"/>	<input type="checkbox"/> <input type="checkbox"/> <input type="checkbox"/>
<b>6</b>	The other household chores (the occasional garage, the out-yard cleaning)	<input type="checkbox"/>	<input type="checkbox"/> <input type="checkbox"/> <input type="checkbox"/>	<input type="checkbox"/>	<input type="checkbox"/> <input type="checkbox"/> <input type="checkbox"/>
<b>7</b>	Social activities (welcoming guests, visiting friends and relatives, participating in weddings and funerals)	<input type="checkbox"/>	<input type="checkbox"/> <input type="checkbox"/> <input type="checkbox"/>	<input type="checkbox"/>	<input type="checkbox"/> <input type="checkbox"/> <input type="checkbox"/>



422	When you felt that you need help, which of the following things or people did you turn to for help?	A	B	c
		<b>1. Yes</b> <b>2. No</b> <b>3. It does not match (if the answer is either 2 or 3 move to the next question)</b>	Have you got the help that you were asking for?	How satisfied are you with the help that you got?
		1. Yes 2. No (move to the next clause)	1. Fully satisfied 2. Moderately satisfied 3. Unsatisfied	
1.	You left the house and went to your parent, one of your siblings or one of your relatives' house	<input type="checkbox"/>	<input type="checkbox"/>	<input type="checkbox"/>
2.	You didn't leave the house but you talked with your parents, your siblings or one of your relatives about it	<input type="checkbox"/>	<input type="checkbox"/>	<input type="checkbox"/>
3.	You didn't leave the house but you talked with his parents or one of his relatives about it	<input type="checkbox"/>	<input type="checkbox"/>	<input type="checkbox"/>
4.	You talked with one of your colleagues/neighbours to get marital counseling or even protection	<input type="checkbox"/>	<input type="checkbox"/>	<input type="checkbox"/>
5.	You ignored him and refused to talk to him for many days (move to the next clause if this question was confirmed)	<input type="checkbox"/>		
6.	You kept quiet about this assault and didn't tell anyone about it (move to the next clause if this question was confirmed)	<input type="checkbox"/>		
7.	You headed to respected people/well-known people in your tribe or the other tribes	<input type="checkbox"/>	<input type="checkbox"/>	<input type="checkbox"/>
8.	You went to a lawyer to file a lawsuit against your husband	<input type="checkbox"/>	<input type="checkbox"/>	<input type="checkbox"/>
9.	You went to a psychological, social and legal help centre	<input type="checkbox"/>	<input type="checkbox"/>	<input type="checkbox"/>
10.	You went to the police office or the family protection unit to file a complaint against your husband or to obtain assistance or protection from him	<input type="checkbox"/>	<input type="checkbox"/>	<input type="checkbox"/>
11.	You contacted an organization to get advice over the phone	<input type="checkbox"/>	<input type="checkbox"/>	<input type="checkbox"/>
12.	You spoke with a religious man or preacher whom you thought had an impact on society and your husband	<input type="checkbox"/>	<input type="checkbox"/>	<input type="checkbox"/>

13.	You spoke with someone with social/political position whom you thought had an impact on society and your husband	<input type="checkbox"/>	<input type="checkbox"/>	<input type="checkbox"/>
14.	You yourself spoke with your husband and asked him to stop his assaults on you	<input type="checkbox"/>	<input type="checkbox"/>	<input type="checkbox"/>
15.	You went to a government medical or health centre for treatment (government clinics or government hospitals)	<input type="checkbox"/>	<input type="checkbox"/>	<input type="checkbox"/>
16.	You went to a private medical or health centre for treatment (private clinics or private hospitals)	<input type="checkbox"/>	<input type="checkbox"/>	<input type="checkbox"/>
17.	You went to a health center affiliated with UNRWA for treatment (clinics or medical centres affiliated with UNRWA or other international organizations)	<input type="checkbox"/>	<input type="checkbox"/>	<input type="checkbox"/>
18.	You went to the governorate to ask for help and protection	<input type="checkbox"/>	<input type="checkbox"/>	<input type="checkbox"/>
19.	You went to the directorates of the Ministry of Social Development to request assistance	<input type="checkbox"/>	<input type="checkbox"/>	<input type="checkbox"/>
20.	You went to shelters/protection homes	<input type="checkbox"/>	<input type="checkbox"/>	<input type="checkbox"/>

You have previously mentioned that you have experienced one or more forms of psychological, physical, sexual or social abuse and feel that you need help. To which of the following people or things did you turn to for help?

## Notes

<b>423. Interviewer's notes concerning the interview</b>
<b>Notes pertaining specific questions</b>
<b>Additional notes</b>

<b>Observer/supervisor's notes</b>

# Endnotes

- 1 Roughly 75 per cent of the Kingdom's population is distributed among three Governorates: Amman (the capital), Irbid and Zarqa, while the rest of the population is distributed among nine other governorates. The population of Amman reached 44 per cent; that of Zarqa reached 14 per cent; and that of Irbid reached 18 per cent, according to the Department of Statistics: Estimated Population of the Kingdom by Governorate and Sex, at End-year, 2021.
- 2 <https://archive.unescwa.org/sites/www.unescwa.org/files/publications/files/estimating-costs-marital-violence-operational-model-english.pdf>.
- 3 [https://www.who.int/health-topics/violence-against-women#tab=tab\\_1](https://www.who.int/health-topics/violence-against-women#tab=tab_1).
- 4 <https://www.who.int/publications/i/item/9789240022256>.
- 5 <https://jordan.unwomen.org/en/digital-library/publications/2021/a-study-on-the-impact-of--covid19-on-health-vaw-and-economy-in-jordan-from-a-gender-perspective>.
- 6 Duvvury, N. and others (2012). Estimating the Costs of Domestic Violence against Women in Viet Nam. Hanoi, Viet Nam: UN-Women.
- 7 Duvvury, N. and others (2015). The Egypt Economic Cost of Gender-based Violence Survey. Cairo, Egypt: United Nations Population Fund (UNFPA).
- 8 Department of Statistics/Jordan and ICF (2019). Jordan Population and Family Health Survey 2017/18. Amman: Department of Statistics/Jordan and ICF.
- 9 <https://www.cawtarclearinghouse.org/storage/4604/Socio---Economic-Costs-of-Gender-Based-Violence-in-Jordan.pdf>.
- 10 Costs incurred as a result of Governments failing to adequately address the problem of violence against women and girls.
- 11 Duvvury, N. and others. (2015). The Egypt Economic Cost of Gender-based Violence Survey (ECGBVS) 2015. Cairo: UNFPA.
- 12 <https://archive.unescwa.org/publications/arab-women-report-violence-against-women>.
- 13 <https://www.unescwa.org/publications/estimating-costs-marital-violence-arab-region-operational-model>.
- 14 <https://www.unescwa.org/publications/guidelines-estimate-economic-cost-domestic-violence-arab-region>.
- 15 Economic and Social Commission for Western Asia (ESCWA) and others (2021). Economic costs of marital violence against women in the State of Palestine. Beirut: ESCWA.
- 16 UN-Women (forthcoming). Economic costs of violence against women in Palestine.
- 17 It is recommended that expenditure to prevent/mitigate the impacts of violence should not be viewed as a cost but as due diligence to fulfil the Government's human rights obligations to prevent violence against women and girls, protect women and prosecute perpetrators.
- 18 [https://www.ilo.org/ifpdial/information-resources/national-labour-law-profiles/WCMS\\_158905/lang--en/index.htm](https://www.ilo.org/ifpdial/information-resources/national-labour-law-profiles/WCMS_158905/lang--en/index.htm).
- 19 <https://data.worldbank.org/country/JO>.
- 20 United Nations Development Programme (UNDP) (2022). Human development report 2021/2022. New York: UNDP.
- 21 [http://dosweb.dos.gov.jo/DataBank/JordanInFigures/Jorinfo\\_2021.pdf](http://dosweb.dos.gov.jo/DataBank/JordanInFigures/Jorinfo_2021.pdf).
- 22 <https://www.unhcr.org/en-ie/jordan.html>.
- 23 <https://reliefweb.int/report/jordan/echo-factsheet-jordan-10052022>.
- 24 [https://www.ilo.org/ifpdial/information-resources/national-labour-law-profiles/WCMS\\_158905/lang--en/index.htm](https://www.ilo.org/ifpdial/information-resources/national-labour-law-profiles/WCMS_158905/lang--en/index.htm).
- 25 UNDP (2022). Human development report 2021/2022. New York: UNDP.
- 26 <https://data.unwomen.org/country/jordan>.
- 27 [https://jordan.unwomen.org/sites/default/files/2022-03/WC\\_General%20Framework%20for%20Gender%20Equality%20in%20Jordan\\_EN\\_f.pdf](https://jordan.unwomen.org/sites/default/files/2022-03/WC_General%20Framework%20for%20Gender%20Equality%20in%20Jordan_EN_f.pdf).

- 28 <https://haqqi.info/en/haqqi/research/challenges-facing-working-mothers-jordan>.
- 29 Ibid.
- 30 Ibid.
- 31 Ibid.; according to the Jordan Development Portal 2022 and the voluntary national review second national report, for all Sustainable Development Goals (SDG) indicators it is 63 per cent, while for SDG 5 indicators it is 64 per cent.
- 32 <https://www.hrw.org/world-report/2022/country-chapters/jordan#331939>.
- 33 This Article applies to both men and women, yet there are more conditions for women.
- 34 Ibid.
- 35 In 2021, the number of female victims of premeditated and intentional homicide had reached 29 females, or 26.8 per cent of the total number of victims, according to the “Crimes in Jordan” report issued by the Public Security Directorate.
- 36 Department of Statistics/Jordan and ICF (2019). Jordan Population and Family Health Survey 2017/18. Amman: Department of Statistics/Jordan and ICF.
- 37 Ibid.
- 38 Ibid.
- 39 Eman, A.S. and others (2017). Understanding intimate partner violence in Jordan: Application of the ecological model, Perspectives in Psychiatric Care, 53: 156–163.
- 40 Almajali, A., Shoqirat, N., and Alsarairih, A. (2019). “When I get married...”: Contributing factors to intimate partner violence among married Jordanian women: A qualitative study, Health Care for Women International, 40(1): 66–82. doi: 10.1080/07399332.2018.1522318.
- 41 Clark, C.J. and others (2017). The influence of family violence and child marriage on unmet need for family planning in Jordan, J Fam Plann Reprod Health Care, 43(2): 105–112. doi: 10.1136/jfprhc-2014-101122.
- 42 [https://jordan.unwomen.org/sites/default/files/2022-03/WC\\_General%20Framework%20for%20Gender%20Equality%20in%20Jordan\\_EN\\_f.pdf](https://jordan.unwomen.org/sites/default/files/2022-03/WC_General%20Framework%20for%20Gender%20Equality%20in%20Jordan_EN_f.pdf).
- 43 Ibid.
- 44 Ibid.
- 45 Jordan (2011). Constitution. See <https://jordantimes.com/opinion/lena-aloul/today-history-was-made>.
- 46 <https://jordan.unwomen.org/en/digital-library/publications/2021/gender-mainstreaming-strategy-and-implementation-plan-for-the-public-security-directorate-in-jordan>.
- 47 <https://jordan.unwomen.org/en/digital-library/publications/2017/12/jordanian-national-action-plan>.
- 48 [https://jordan.unwomen.org/sites/default/files/2022-03/WC\\_General%20Framework%20for%20Gender%20Equality%20in%20Jordan\\_EN\\_f.pdf](https://jordan.unwomen.org/sites/default/files/2022-03/WC_General%20Framework%20for%20Gender%20Equality%20in%20Jordan_EN_f.pdf).
- 49 [https://www.ilo.org/wcmsp5/groups/public/---arabstates/---ro-beirut/documents/publication/wcms\\_843959.pdf](https://www.ilo.org/wcmsp5/groups/public/---arabstates/---ro-beirut/documents/publication/wcms_843959.pdf).
- 50 <https://jordan.unwomen.org/en/digital-library/publications/2019/legal-framework-for-dealing-with-cases-of-domestic-violence>.
- 51 <https://ncfa.org.jo/ar/news/executive-plan-for-strengthening-response-to-violence-against-women-children-launched>.
- 52 [https://jordan.unwomen.org/sites/default/files/2022-03/WC\\_General%20Framework%20for%20Gender%20Equality%20in%20Jordan\\_EN\\_f.pdf](https://jordan.unwomen.org/sites/default/files/2022-03/WC_General%20Framework%20for%20Gender%20Equality%20in%20Jordan_EN_f.pdf).
- 53 Ibid.
- 54 UNFPA and UN-Women (2020). Jordan review of health, justice and police, and social essential services for women and girl survivors of violence in the Arab States. Cairo, Egypt: UNFPA.
- 55 Ibid.
- 56 There is no single starting point for service provision; rather, starting points vary. After reaching the Family and Juvenile Protection

Department (FJPD), the FJPD may request services from various service providers, including the Government and NGOs, and may then refer the survivor to them. The survivor may sometimes go directly to the FJPD or may occasionally be referred to the FJPD by other service providers.

- 57** Costs incurred as a result of Governments failing to adequately address the problem of violence against women.
- 58** Duvvury, N. and others (2019).
- 59** As non-food expenditure available was for 2017, inflation data on non-food items was used to inflate the value to 2021.
- 60** <http://www.pcbs.gov.ps/site/512/default.aspx?lang=en&ItemID=1008>.
- 61** Duvvury, N., Vara-Horna, A. and Chadha, M. (2020). Development and Validation of Lost Days of Labor Productivity Scale to Evaluate the Business Cost of Intimate Partner Violence. *Journal of Interpersonal Violence*, 37(10): 0886260520944532. doi:10.1177/0886260520944532.
- 62** Duvvury, N., Forde, C., El Awady, M. and others (2019). Guidelines to estimate the economic cost of domestic violence in the Arab region. Beirut: ESCWA.
- 63** The service providers covered by the report included the public sector service providers, NGOs and INGOs; it did not cover the Royal Medical Services and the private sector service providers.
- 64** To be published.
- 65** As officially reported by the Public Security Directorate.
- 66** As officially reported by the Public Security Directorate.
- 67** The total budget for legal aid was JD50,000 in 2021. However, data on the number of domestic violence perpetrators who received assistance from the fund were not available.
- 68** These estimates were made in consultation with the project committee at the Ministry of Social Development.
- 69** Expenses were provided by the Ministry of Social Development.
- 70** These estimates were made in consultation with the project committee at the Ministry of Social Development.
- 71** A detailed calculation of the hourly salary inclusive of overheads is provided in Leading Point's detailed report, Estimation of the Cost of Service Provision.
- 72** These estimates were made by the research team based on assumptions made collaboratively with the public sector service providers.
- 73** See the detailed report on cost of service provision by Leading Point.
- 74** Social studies on the economic and social situation of the survivor and her household/family were carried out by the social services offices under the Ministry of Social Development as well as NGOs and INGOs. These studies play a significant role in the risk assessment of the survivor case and allow for ongoing follow-up as necessary.
- 75** The shelter began operating in April 2022.



In Jordan, women and girls are subjected to multiple forms of violence. While largely undocumented, the social and health costs of such violence are considered to be enormous. This report is among the Government's efforts to provide evidence based on the wider economic costs of violence on women and girls, households, and the economy, as well as the costs of providing services to survivors. Significantly, this is the first report to combine the calculation of the out-of-pocket costs and the cost of services in the Arab region according to the full operational model produced by the United Nations Economic and Social Commission for Western Asia (ESCWA) for estimating the costs of marital violence in the Arab region. The process of calculation employs a mixed-method approach to estimate these costs. Focusing primarily on tangible monetary costs, estimates of out-of-pocket costs and foregone income due to marital violence have been produced. In addition, the report provides an estimate of the various costs associated with providing services across key sectors, and provides recommendations related to improving prevention, protection and response, data and documentation, as well investment and funding for future interventions.

