



2023

GLOBAL COMPACT ON REFUGEES INDICATOR REPORT



*Mural painted by Syrian, Palestinian and Jordanian girls during a workshop in Amman Al Akhdar, Jordan in 2018. The importance of hospitality and welcoming those who have been displaced is represented by the symbols of pouring tea and an Oud player.
© Artolution, German Corporation for International Cooperation (GIZ), Qudra, Jordan Ministry of Education*

Foreword

Data on its own can at times seem dry, technical, or sterile, but when we look more closely at what it represents, it can also tell a story – one that helps us think differently about how we can shape the world.

This second Global Compact on Refugees (GCR) indicator report does just that. It presents a much richer set of data collected by various actors, including refugees and asylum-seekers themselves. This data, together with rigorous number crunching and analysis done by experts in UNHCR and partner organizations around the world, tells us an important story of needs and hopes, opportunities and progress, in realizing the vision of the GCR to ease pressure on host countries, enhance self-reliance, and facilitate solutions for refugees.

It also tells us about what needs to be done differently if we wish to truly rise to this level of ambition. This is not just a story of numbers; it is one of people – of the millions of refugees around the world who are waiting for solutions to their plight. Since the last indicator report was issued, more refugees have benefited from access to education, economic opportunities, resettlement, and complementary pathways. This is no small feat. In this respect, it is a story of hope and of the immense potential of what can be achieved when we truly put to work the approach set out in the GCR, and when we do that work together.



The report also shows how much more work is needed to truly make the GCR and its objectives a reality, not just for some, but for all. The report does not shy away from highlighting that our gains, while important, have sometimes been slow or uneven in the face of the lingering effects of the COVID-19 pandemic, conflict, climate change, and other global challenges. It shows that burden- and responsibility-sharing for hosting refugees and providing solutions regrettably remains inequitable. It further reveals that some of the gains made in the past years were often in high-income countries hosting large populations of refugees, demonstrating clearly the link between adequate resources and the effective capacity to assist and include refugees.

Ultimately, we need smarter, more accelerated action and scaled-up efforts across all four objectives, with a broader support base, leveraging the complementary strengths of different stakeholders, for refugees and host countries the world over. Nowhere is this more needed than in low-income countries and in protracted situations that risk being forgotten.

We have seen that with political will, a sense of unity, and shared purpose, the vision of the Compact can become a reality for refugees and the communities who host them. We can bring development and peace cooperation in to help us work towards solutions from the onset of an emergency. We can find creative ways to help ensure refugees and host communities can be included and can thrive. We can mobilize political and development actors through support platforms to advance solutions. In this respect, the report also shows where more concerted efforts and investments are needed to address root causes to enable refugees who are able and willing, to return voluntarily, in safety and with dignity.

As we look ahead to the Global Refugee Forum in December, let this report be a reminder of what can be accomplished when we work together. Let it inspire us to come together at the GRF in a few weeks time with a sense of energy, passion, and unity in support of refugees and their host communities.

Filippo Grandi
United Nations High Commissioner for Refugees



This project, done in collaboration with local community-based organizations, brought together Venezuelans and internally displaced Colombian children and artists to work on the front of a community center in Santa Marta, Colombia in 2020. The focus was on welcoming and connecting the Venezuelans with the host community. © Artolution, Artolucion Colombia

Table of Contents

Foreword	2
Introduction	6
Key findings and recommendations	10
The scale of burden and responsibility	20
The extent of burden- and responsibility-sharing	26
Objective 1: Ease Pressure on Host Countries	27
Objective 2: Enhance Refugee Self-reliance	40
Objective 3: Expand Access to Third Country Solutions	49
Objective 4: Support conditions in countries of origin for return in safety and dignity	57
A Global Measure of Equitable Burden- and Responsibility-Sharing	63
Advancing Refugee Data Inclusion	69
Note on data sources and methodology	69
Endnotes	75



*In Amman, Jordan, Syrian refugee artists worked together with Jordanian host community and Palestinian artists to create this mural in 2022. It focuses on the importance of children and adolescents speaking up and advocating for their rights. The mural was painted at a local school.
© Artolution, German Corporation for International Cooperation (GIZ), Qudra*

Introduction

...I am a refugee, a stubborn survivor. You see, cruelty tried to break me, wars tried to erase me, bigotry tried to silence me, and politics tried to ban me; but still, like time, I stand; still like dust, I rise; and still like hope, I move; and still, like love I flourish. I am a refugee, and I heal humanity. I am a refugee, a wandering, colourful, restless, foreign, alien soul. Won't you just let me find my humanity, right here next to you?

Poem: "I am a Refugee" by Ifrah Mansour¹

As part of the follow-up and review of the GCR, UNHCR released the first [GCR Indicator Report](#) in 2021, which looked at the progress towards the four objectives of the compact: to ease pressures on host countries; enhance refugee self-reliance; expand access to third country solutions; and support conditions in countries of origin for return in safety and dignity. It charted how far the international community has come since the development and affirmation of the GCR and what is needed to realize its vision. Indicators and data, covering the years 2016 to 2021, showed that progress was made in increasing support for low-income countries hosting refugees and in expanding refugees' access to work and education. The report warned, however, that much more remained to be done. More equitable and predictable burden- and responsibility-sharing was needed. Based on available data, refugees' and host communities' self-reliance and resiliency deteriorated during the COVID-19 pandemic. Also, more effort was required to provide refugees access to durable solutions (resettlement, voluntary repatriation, and local integration). The report contributed to the evidence base and guided discussions during the [High-Level Officials Meeting](#) in December 2022.

Since the last report, the world has faced “a confluence of challenges unlike any other in our lifetimes.”² Conflicts, the climate crisis, COVID-19, the food crisis, and arrested global development continue to impact the rising number of refugees worldwide. The eruption of war in Ukraine following the Russian invasion in February 2022 led to the fastest outflow of refugees since the Second World War. Has the international community stayed ahead of this confluence of challenges and delivered on its commitments under the GCR to come together to address these challenges and improve the lives of refugees and host communities?

The report answers this question in two parts. First, it presents the scale and trends of the overall burden and responsibility, in terms of refugee flows and populations, since the adoption of the New York Declaration for Refugees and Migrants in 2016, which includes a comprehensive refugee response framework³ that also forms an integral part of the GCR. The second part shows the progress made towards achieving the four GCR objectives, including through burden- and responsibility-sharing, between 2016 and 2023, where data is available, culminating

in a simple global measure of the extent to which burden- and responsibility-sharing is equitable. This is further complemented by an analysis of the progress made by governments and other stakeholders in implementing pledges and initiatives announced since the GRF 2019.

This report is based on the [GCR Indicator Framework 2022](#), comprising 16 indicators identified under eight outcomes linked to the four GCR objectives. The data collection for these indicators was developed through extensive multistakeholder consultations and sought to apply and promote the use of quality, comparable, and timely data based on international statistical standards and practices. The report also includes a section on advancing refugee inclusion in data, highlighting considerable progress made in the availability of internationally comparable data for the GCR, although challenges remain in securing timely and disaggregated data. A section on data sources and methodology is available at the end of the report for further information. Stories of refugees and host communities are interspersed throughout the report, highlighting the people behind the aggregated data, their contributions to society, and the impact the GCR has had on their everyday lives.

Where data was available, the first GCR indicator report included analysis and findings from 2016-2021, while the second report shows trends, analysis and insights from 2016-2023. The period 2016-2021 is covered in both reports due to updates made to the GCR indicator framework in 2022), changes in methodology and classifications, and improvement in the data coverage for several of the indicators.⁴

Global Compact on Refugees: Indicator Framework Updated in 2022

The GCR Indicator Framework was refined in 2022, based on methodological and data collection work undertaken by UNHCR, in collaboration with national and international partners. The new edition set out below does not deviate from the initial indicator framework, but rather consolidates the 2019 framework and improves its measurements. Methodologies were clarified, and complementary indicators were included. The GCR partner indicator on national arrangements was revised to focus on refugee response plans, and one new indicator was added to measure the development of complementary pathways: *the number of countries offering safe admission and stay options through complementary pathways to refugees hosted in other countries.*⁵

Global compact on refugees: indicator framework

OBJECTIVE 1:

Ease pressures on host countries



Outcome 1.1: Resources supporting additional instruments and programmes are made available for refugees and host communities by an increasing number of donors

- ▶ **Indicator 1.1.1:** Volume of official development assistance (ODA) for the benefit of refugees and host communities in the refugee-hosting ODA recipient country
- ▶ **Indicator 1.1.2:** Number of donors providing ODA for the benefit of refugees and host communities in the refugee-hosting ODA recipient country

Outcome 1.2: National arrangements and coordinated refugee responses are supported

- ▶ **Indicator 1.2.1:** Proportion of ODA for the benefit of refugees and host communities channelled to national actors in the refugee-hosting ODA recipient country
- ▶ **Indicator 1.2.2:** Number of partners in refugee response plans supporting the refugee hosting country

OBJECTIVE 2:

Enhance refugee self-reliance



Outcome 2.1: Refugees are able to actively participate in the social and economic life of host countries

- ▶ **Indicator 2.1.1:** Proportion of refugees who have access to decent work by law
- ▶ **Indicator 2.1.2:** Proportion of refugees who are allowed by law to move freely within the host country

Outcome 2.2: Refugee and host community self-reliance is strengthened

- ▶ **Indicator 2.2.1:** Proportion of refugee children enrolled in the national education system (primary and secondary)
- ▶ **Indicator 2.2.2:** Proportion of refugee and host community populations living below the national poverty line of the host country

OBJECTIVE 3: Expand access to third country solutions



Outcome 3.1: Refugees in need have access to resettlement opportunities in an increasing number of countries

- ▶ **Indicator 3.1.1:** Number of refugees who departed on resettlement from the host country
- ▶ **Indicator 3.1.2:** Number of countries receiving UNHCR resettlement submissions from the host country

Outcome 3.2: Refugees have access to complementary pathways for admission to third countries

- ▶ **Indicator 3.2.1:** Number of refugees admitted through complementary pathways from the host country
- ▶ **Indicator 3.2.2:** Number of countries offering safe admission and stay options through complementary pathways to refugees hosted in other countries

OBJECTIVE 4: Support conditions in countries of origin for return in safety and dignity



Outcome 4.1: Resources are made available to support the sustainable reintegration of returning refugees by an increasing number of donors

- ▶ **Indicator 4.1.1:** Volume of ODA for the benefit of refugee returnees in the ODA recipient country of origin
- ▶ **Indicator 4.1.2:** Number of donors providing ODA for the benefit of refugee returnees in the ODA recipient country of origin

Outcome 4.2: Refugees are able to return and reintegrate socially and economically

- ▶ **Indicator 4.2.1:** Number of refugees returning to their country of origin
- ▶ **Indicator 4.2.2:** Proportion of returnees with legally recognized documentation and credentials



Mural created in 2023 during a regional training with 19 artists from nine countries, including refugees and host community members, working alongside Ukrainian, Syrian and Afghan refugee children. The creation of the four-story mural was an opportunity to teach skills necessary to cultivate community-based public arts programmes, which each of the artists could then use to facilitate their own programme.
© Artolution, UNHCR Bulgaria, UNHCR Regional Bureau for Europe, Bulgaria Red Cross

CHAPTER 1

Key findings and recommendations

The international community sustained some progress across the four GCR objectives since the first indicator report in 2021. However, while burden- and responsibility-sharing for hosting refugees slightly improved since the adoption of the New York Declaration in 2016, it remained inequitable. Accelerated action and scaled-up efforts are needed across all four objectives, with a broader support base. Recognizing the efforts that the international community has already made to forge a better future for refugees and their host communities, the following key areas for action were identified:

1. The growing refugee situation could be more effectively addressed with the GCR as the blueprint, but only with scaled-up efforts at all levels, without delay.

Key findings:

A surge in the scale of burden and responsibility outpaced available solutions.

- ◆ Reductions in the growth rate of the total number of refugees and other people in need of international protection after the affirmation of the GCR in 2018 reversed, with a record-high number of refugees in 2022.⁶
- ◆ Since 2016, in the Americas, Asia and the Pacific, and Europe, the number of refugees and other people in need of international protection increased, while in the other regions, they remained relatively stable.⁷
- ◆ Three out of every four refugees were hosted in low- and middle-income countries near their countries of origin.
- ◆ Fifty-five (55) per cent of the world's refugee population was hosted in 10 countries, while nearly one in 10 lived in Türkiye.
- ◆ Increasing threats to global peace and security forced more people to flee for safety.
- ◆ Children remained disproportionately affected by forced displacement around the world.
- ◆ New displacement continued to outpace solutions from 2016-2022, but the right policies and support can bring positive change.

In the GRF in December, United Nations Member States and relevant GCR stakeholders need to:

- Recommit to transformative, accelerated, and sustainable actions to deliver on the promise of the GCR. This requires impactful, multi-stakeholder, multi-year, and resourced pledges and initiatives at the national, regional and international levels.
- Facilitate comprehensive responses through whole-of-government approaches complemented and supported by strategic donor and host country policy commitments, the multi-stakeholder and partnership approach, and the participation of refugees.
- Align pledges to the key outcomes⁸ expected for the GRF 2023, informed by the recommendations from the [High-Level Officials Meeting \(HLOM\) 2021](#).⁹
- Use the findings and recommendations in this report to inform the development of pledges and discussions during the GRF.

2. A broader and well-aligned support base is needed to boost resources, strategic investment, and engagement in refugee situations, particularly in low-income countries.

Key findings:

In 2020-2021, the total volume of Official Development Assistance (ODA) allocated to refugee situations in low-income countries (LICs) and middle-income countries (MICs) amounted to USD 26.4 billion but was unevenly distributed across refugee situations.

- ◆ The total volume of bilateral and multilateral Official Development Assistance (ODA) for the benefit of refugees and refugee returnees in LICs and MICs amounted to USD 26.4 billion in 2020-2021. An additional USD 529 million was allocated as Other Official Flows (OOF) in 2020-2021.¹⁰
- ◆ Countries hosting the most refugees were generally among the largest recipients of ODA for refugee situations, with Türkiye being the largest recipient.
- ◆ The number of donors increased, but about two-thirds of ODA came from the five largest providers.
- ◆ The bulk of ODA for refugee situations in 2020-2021 was for humanitarian assistance.
- ◆ The proportion of ODA for the benefit of refugees, which was channelled to national actors, was 18.4 per cent.
- ◆ Refugee Response Plans expanded and diversified partnerships to better support governments to assist refugees and the communities hosting them.
- ◆ In line with the GCR multi-stakeholder and partnership approach, there was greater diversity in partnerships and a significant increase in the proportion of local and national partners.

The United Nations has called for a USD 500 billion SDGs stimulus plan annually until 2030 and international financial architecture reforms.¹¹ This is essential to achieve the SDGs, particularly for the most vulnerable, including refugees and host communities. According to the World Bank, refugee situations are most effectively managed when countries adopt a medium-term perspective and share the costs across countries.¹²

- Governments need to scale up affordable, medium, and longer-term financing for refugee situations, including through inclusive approaches to economic development, expanding cooperation with bilateral development actors and Multilateral Development Banks (MDBs), and ensuring diversified and flexible financing instruments for short-term humanitarian and medium and longer-term development and peace efforts.
- The generosity shown by donors in supporting high and middle-income countries hosting Ukrainians in Europe is a model for the forms of support needed for low- and other middle-income refugee-hosting countries worldwide.
- More assistance, particularly for low-income countries, is needed to truly live up to the vision of the GCR. Short-term financing to respond to crises should not divert funds from the international community's long-term commitment to sustainable and equitable development and peace in the countries that need them most.

3. Accelerating action and investment to augment economic opportunities, education, and social protection for all refugees and their host communities, particularly the most excluded individuals, is key to reducing poverty levels.

Key findings:

Many national governments adopted law and policy environments for enhanced access to work, freedom of movement, and inclusion in national education systems. However, more efforts and support are needed to translate these policies into practice to ensure refugees can effectively access national systems.

- ◆ There was improved access to employment opportunities, but significant obstacles in law and practice remained for refugees in finding work and actively participating in their host country economies.
- ◆ The legal and policy environment for refugee access to education was generally positive.
- ◆ Almost one out of two primary and secondary school-aged refugees were enrolled in national education systems in the 51 countries where data is available.
- ◆ A favourable policy environment did not guarantee effective access to schooling due to a range of barriers.
- ◆ The COVID-19 pandemic was linked to the first increase in poverty in the past 30 years, with refugees, particularly children, disproportionately affected.
- ◆ Where data was available, refugee populations tended to experience higher poverty rates than the nationals.

- Member States, international organizations, development partners, and international financial institutions need to ensure that refugees can participate in the economies and societies in which they reside and have meaningful access to their rights, including to decent work, workplace protection, free movement, and education. This requires inclusive domestic laws and policies that are upheld and supported in practice. Expertise, analysis, and financing can be leveraged to support law reform and non-discriminatory implementation of laws as well as stability and progress in host communities. This can stimulate economic growth and increase the welfare of host societies over the longer term.
- Barriers, such as employers' lack of information on the rights of refugees to work, discrepancies between workplace protection for refugees and nationals, the absence of childcare arrangements for refugee families with young children, and existing barriers to inclusive education, based on factors such as nationality, legal status and documentation, should be addressed through targeted policies and programmes. Administrative assistance is needed to recognize and certify foreign diplomas to facilitate better access to labour markets.
- Enabling refugees' access to the formal labour market and expanding direct transfers to refugee households during crises help to redress the disproportionate impacts of poverty on refugee households, especially children.

4. Multi-year commitments and coordinated advocacy among a broader base of countries and partners remain essential to meet the targets of the [Third Country Solutions for Refugees: Roadmap 2030](#).

Key findings:

Resettlement departures rebounded in 2022, but the total number of refugees who accessed third-country solutions remained low compared to needs.

- ◆ Resettlement departures rebounded in 2022 but not at the pace needed to be on track to meet the Roadmap target.
- ◆ The gap between needs and departures continued to grow, with 91 per cent of the refugees assisted by UNHCR resettled to only 10 countries.
- ◆ Multi-year commitments and coordinated advocacy remain essential to meet Roadmap 2030 objectives¹³ on resettlement, family reunification, and complementary pathways.
- ◆ Over 1.2 million refugees were able to access complementary pathways and family reunification from 2016 to 2021.
- ◆ Close to two-thirds of all safe regular pathway visas were family permits.
- ◆ About 60 per cent of the reported first-time entry permits between 2016-2021 were granted by the largest five countries of destination.

- There is a continued need for multi-year planning and funding to support a sustainable and coordinated global resettlement response. This will ensure the necessary support for resettlement case processing and help maintain reception and integration capacity in receiving States, particularly when reception capacities become stretched.
- To expand the number of resettlement States, coordinated advocacy efforts are necessary. This includes encouraging new countries, civil society actors, and receiving communities to engage in resettlement activities, ensuring that existing resettlement programmes are sustained and scaled up, and promoting social cohesion by addressing xenophobia and discrimination.
- The Roadmap 2030 sets an objective of 2.1 million refugees accessing complementary pathways and family reunification by 2030. Ahead of the upcoming GRF 2023, support for pledges currently under development on skills-based pathways, family reunification, and travel documents would increase the number of refugees accessing these opportunities.

5. Strengthened engagement through the humanitarian, development, and peace nexus is needed to create conducive conditions for sustainable voluntary return and reintegration.

Key findings:

New displacement outpaced available solutions, including returns in 2022, with close to two-thirds of refugees living in protracted situations.

- ◆ ODA provided in support of refugee returnees in countries of origin amounted to USD 941 million from 2020 to 2021.
- ◆ The largest countries of return were among the top recipients of bilateral ODA for the benefit of refugee returnees.
- ◆ Countries of return had fewer donors than refugee-hosting countries.
- ◆ There was a downward trend in the proportion of refugee returnees in the total number of refugees since 2016.
- ◆ While refugee returns dropped in 2022, there were significant returns of refugees to South Sudan, the Syrian Arab Republic, Cameroon, Burundi, and Côte d'Ivoire.
- ◆ Data on legal identity remained largely unavailable.

- Governments need to address the root causes of displacement by resolving armed conflicts, strengthening institutions, building peace, protecting human rights, and achieving sustainable development. The Secretary-General urges the United Nations to be the core of global conflict prevention.¹⁴ When wars break out, Member States need to work together to cut them short and alleviate their worst effects, including displacement. Implementing the GCR from the onset of an emergency or conflict can more effectively offer refugees safety, inclusion, and new opportunities.¹⁵
- The planning and implementation of voluntary returns must be strengthened. This would entail, among others,¹⁶ investing in building the skills of refugees in host countries to equip them for return or any other durable solution that may arise.
- Ensuring that refugees and asylum-seekers are included in the national identity and registration management system on par with nationals is essential. This includes providing access to identity documents, including digital documents, and issuing national identity cards to refugees by the competent authorities, in accordance with the national legal framework governing the national identity and registration management system.
- Effective access to solutions requires streamlining and simplifying the procedure for refugee returnees to obtain legally recognized documentation and credentials and ensuring that such documentation is issued to returnees immediately upon return.
- The systematic inclusion of returnees and displaced populations in census and surveys conducted by National Statistical Offices (NSOs) and other stakeholders helps to understand their profiles, needs, and challenges vis-à-vis access to documentation.

6. Accelerated actions, scaled-up coordinated efforts across all four GCR objectives, and a broader support base can help make equitable burden- and responsibility-sharing more of a reality.

Key findings:

Although burden- and responsibility-sharing for hosting refugees has been slowly, but steadily becoming more equitable since 2016, in line with the GCR, it remains highly inequitable overall.

- ◆ Burden- and responsibility-sharing remained highly inequitable, measured by the Gini for refugee hosting, based on the population size, gross national income, and human development capacities of countries.
- ◆ Eighty per cent of the world's refugee population was hosted by countries that together represented only 19 per cent of the world's income.¹⁷

- A broadened and deepened support base in a spirit of international solidarity and cooperation, is needed for a more equitable burden- and responsibility-sharing. This would ensure that despite the varying capacities and resources among States, the global community will not leave refugees and host communities behind.

7. The multi-stakeholder pledges at the GRF in December need to set the political ambition for the protection and solutions agenda for the next four years.

Key findings:

The GRF is a unique, once-in-four-year opportunity to develop transformative, high-quality, high-impact pledges that leverage the strengths of the multi-stakeholder and partnership approach in support of comprehensive responses.

- ◆ 1,700 pledges were announced since the GRF 2019, involving 133 States and over 550 non-State actors.
 - ◆ One-third of pledges for which progress was reported were fulfilled.
- The strategic implementation of the GCR requires ensuring that pledges from 2019 are implemented, and new joint pledges are cultivated that are additional and forward-leaning, quantifiable, needs-driven, impactful, and pre-matched, where possible, in support of comprehensive refugee responses.
 - The multi-stakeholder and partnership approach set out in the GCR can enhance burden- and responsibility-sharing. This can be achieved through engaging key stakeholders, most centrally refugees, in existing or new initiatives and the development of new pledges of policy, financial, technical, material, or other forms of support.
 - Governments and other stakeholders can collaborate and leverage their complementary knowledge and competitive advantages to achieve a higher goal, thereby alleviating the burden and responsibility of hosting refugees.
 - By aligning their actions, they can achieve much more together than what they can do on their own.
 - The GRF 2023 is an opportunity advance progress and pledges linked to humanitarian/development/peace cooperation and financing for refugee situations, climate action, inclusion in national systems, economic inclusion, resettlement, complementary pathways, including labour mobility, peacebuilding, and creating conditions for sustainable return. Success in these areas requires enabling protection and solutions environments, expanded partnerships, meaningful refugee participation, and available quality data.

8. Investing in data is key to making headway in the lives of refugees and host communities.

Key findings:

Data availability for the GCR indicators has significantly expanded, but the challenge remains in securing timely, comparable, representative, and disaggregated data.

- ◆ Innovation and partnerships are helping to advance refugee inclusion in official statistics.
 - ◆ Investing in better data is key in generating evidence-informed interventions and policies to improve the lives of refugees and host communities.
- NSOs and national, regional, and international statistical systems need to include refugees and host communities in statistical and data systems through innovation, partnerships, and increased financing. Providing reliable information on refugees' living conditions and well-being and how this compares to other people living in the country supports the inclusion of displaced populations in national policy development and budget allocation processes. Better data is needed to support policymaking to achieve the vision of the GCR.

GCR Trends at a Glance

SCALE OF BURDEN AND RESPONSIBILITY FOR REFUGEES

The number of refugees and other people in need of international protectionⁱ

DOUBLED FROM
2016 TO 2022, with over
34.6 million
by the end of 2022



WITH
10 million
NEW REFUGEES
IN THE PAST TWO YEARS ALONE
(2021, 2022)

In 2020,
1 out of every 400 people
in the world was a refugee

Two years later,

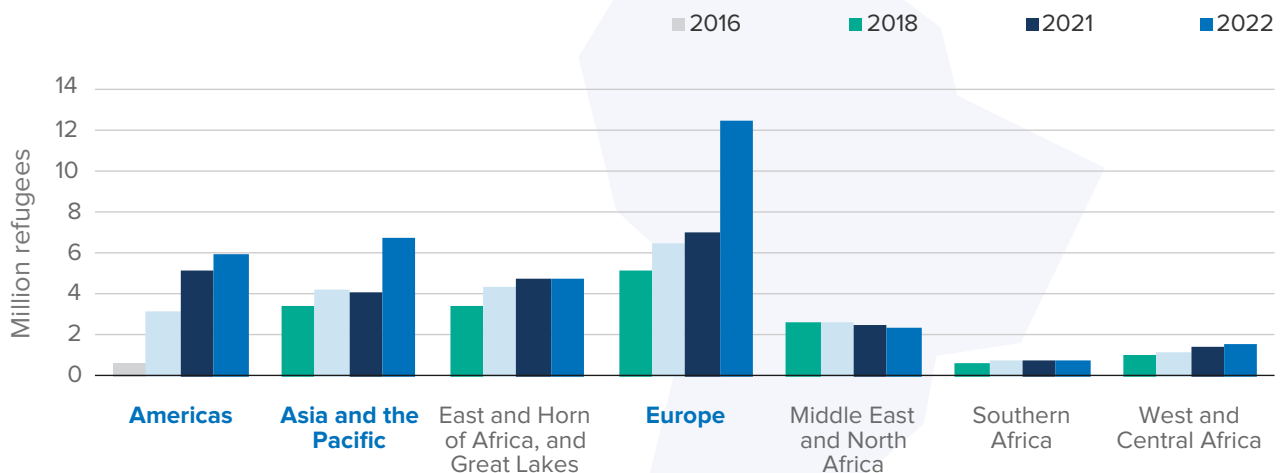
1 OUT OF EVERY 200 PEOPLE
in the world was a refugee

55 PER CENT
of the world's total refugee population
was hosted by

10 COUNTRIES,
while nearly **1 IN 10**
LIVED IN TÜRKİYE



Since 2016, in the Americas, Asia and the Pacific, and Europe, the number of refugees and other people in need of international protection increased while in the other regions, they remained relatively stable.ⁱⁱ



ⁱ Includes refugees, people in refugee-like situations and other people in need of international protection. This excludes Palestine refugees under UNRWA's mandate, which reached 5.9 million by the end of 2022. All further references to refugees in this report include all three of these population groups unless otherwise stated.

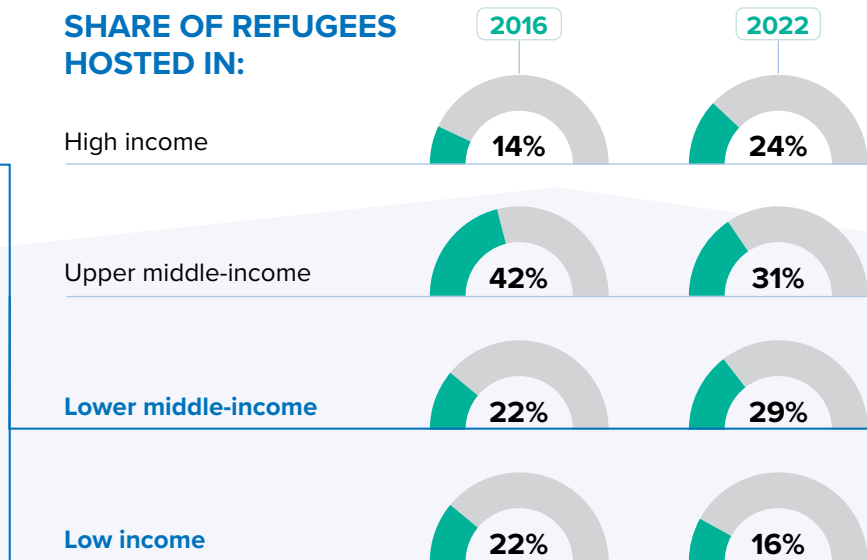
ⁱⁱ The population increase in the Americas is largely driven by the increase in the number of people in need of international protection from the Bolivarian Republic of Venezuela. In the Asia and the Pacific region, updated population estimates for Afghan refugees in the Islamic Republic of Iran and Pakistan account for much of the increase. For Europe, the number of refugees increased, especially between 2021 and 2022, as Ukrainian refugees sought refuge in nearby countries.



3 OUT OF EVERY 4 REFUGEES

lived in low- or middle-income countries, near their countries of origin

SHARE OF REFUGEES HOSTED IN:



FLEE OR DIEⁱⁱⁱ

Significant rise in civilian deaths and in the number of refugees in 2022,

MAINLY DUE TO THE WAR IN UKRAINE

+53%

CIVILIAN DEATHS,

+35%

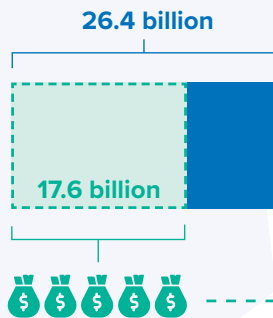
REFUGEES

From 2016 to 2022,

for **EACH** refugee who found a durable solution^{iv}, e.g. resettlement, return, or local integration measured by naturalization there was an average of...



OBJECTIVE 1:



In 2020 and 2021 ODA for refugee situations in **low- and middle-income** countries reached **USD 26.4 BILLION**

TWO-THIRDS of ODA came from the **five largest providers**, even if the number of donors increased



emergency responses (USD 14.2 billion);



education (USD 2.2 billion);



health (USD 1.4 billion);

other social infrastructure and services (USD 2.2 billion);

and other multi-sector (USD 1.4 billion)^v



In 2022, in-donor refugee costs **(USD 30.1 BILLION)** increased more than twofold in real terms from 2021 (USD 12.8 billion)– the highest ever reported due to the significant increase in the number of refugees in high-income countries

In 2022, nearly **1 out of every 3 partners in refugee response plans** supporting the refugee hosting country was a local partner

Between 2020 and 2021, **18.4% of the total ODA** was directly channelled through national actors^{vi}

ⁱⁱⁱ The source for the data on civilian deaths is the Office of the United Nations High Commissioner for Human Rights (OHCHR) for the purposes of SDG indicator 16.1.2 – Conflict-related deaths per 100,000 population, by sex, age, and cause.

^{iv} This refers to durable solutions only. Complementary pathways and strengthening refugee self-reliance can also expand access to solutions. See relevant data in the next sections.

^v The total bilateral ODA is without distinction between countries of asylum and countries of origin. For the purpose of tracking concessional development finance for refugee situations from the recipient perspective, the use of the term ODA in this report refers to “ODA and concessional outflows from multilateral organizations”. Examples of activities under emergency response include basic health care services, food assistance, and education in emergencies, etc. For other social infrastructure and services, examples include social protection, low-cost housing, etc. Activities under other multi-sector include urban and rural development, disaster risk reduction, etc. Source: Organization for Economic Cooperation and Development (OECD).

^{vi} This does not include Official Development Assistance (ODA) received by international organisations and then transferred to national actors.

OBJECTIVE 2

IN EVERY 10
REFUGEES,^{vii}

7 had access
to work in law,



5 had formal
employment in practice



6 IN EVERY 10 refugees enjoy
FREEDOM OF MOVEMENT
UNDER THE LAW



POVERTY

The **COVID-19 pandemic**
was linked to
the first increase in
poverty in the



PAST THIRTY YEARS, with
refugees, particularly children,
disproportionately affected

Where data were available, **refugee**
populations tended to experience **higher**
poverty rates than the nationals

EDUCATION

Almost 1 OUT OF 2
primary and secondary school-aged
refugees **were enrolled** in national
education systems^{viii}

A favourable policy environment

DOES NOT GUARANTEE
effective access to schooling
due to barriers

OBJECTIVE 3

In 2022,

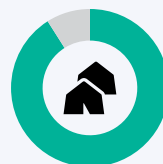
1.5 million

refugees urgently needed resettlement, but
only some 4% were able to depart with
UNHCR's assistance to a third country



The number of countries
receiving UNHCR resettlement
submissions declined from

35 IN 2016 to **25 IN 2022**



The gap between needs and
departures continues to grow,

WITH 91%
of the refugees assisted
by UNHCR resettled to **only**
10 countries (2019-2022)

Over 1.2 MILLION refugees were granted
complementary pathways and family
reunification from 2016 to 2021, almost half of
them by the **largest 5 destination countries**^{ix}

^{vii} This assessment was made by UNHCR subject matter experts based on UNHCR's administrative and legal records. Data on access to work by law measures three components: wage-earning employment, self-employment, and workplace protection for 99 countries, covering 32 million refugees.

^{viii} Data are available for 51 countries.

^{ix} Data covers only seven key refugee nationalities' first-time entry permits issued by OECD countries and Brazil for education, labour, private sponsorship, and family purposes. Ukrainian nationals who fled since 2022 and are beneficiaries of the EU's Temporary Protection Directive (Council Directive 2001/55/EC) in Europe and similar schemes in other OECD countries are not covered.

OBJECTIVE 4



ODA TO SUPPORT
**REFUGEE RETURNEES IN THEIR
COUNTRIES OF ORIGIN**
DECREASED BETWEEN 2020
(USD 513 MILLION) AND 2021
(USD 428 MILLION)

Downward trend in the proportion of refugee returnees in the total number of refugees since 2016, though there were **significant returns of refugees to**

SOUTH SUDAN,

the **SYRIA ARAB REPUBLIC,**

CAMEROON and

CÔTE D'IVOIRE in 2022

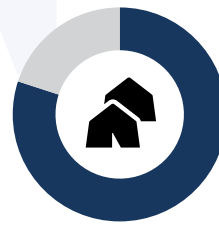


Data on **legal identity** remained

LARGELY UNAVAILABLE

A GLOBAL MEASURE OF BURDEN- AND RESPONSIBILITY-SHARING (GINI)

Burden-and responsibility-sharing **remained highly inequitable**, measured by the Gini for refugee hosting, based on the population size, gross national income, and human development capacities of countries



80%

**WORLD'S REFUGEE
POPULATION**

was being hosted by countries that together represented only

19% of the world's income^x

GLOBAL REFUGEE FORUM (GRF)



1,700

PLEDGES were announced during the GRF 2019: **133 States and over 550 non-State actors**



33% of the

pledges for which progress has been reported have

been **FULFILLED**

^x Based on the Lorenz curve estimates, a measure of disparity of the distribution of refugee hosting across countries. For more information see the section on Global Measure on Equitable Burden- and Responsibility-Sharing of this report.



"Freedom to travel like a Bird" is a mural created in the Balikhali Rohingya Refugee Camp in Bangladesh. The bird flying out of the cage is a metaphor for the importance of education for girls and the importance of equal access to learning.

© Artolution, UNHCR Bangladesh, Terre Des Hommes (TdH)

CHAPTER 2

The scale of burden and responsibility

Reductions in the growth rate of the total number of refugees after the affirmation of the GCR in 2018 reversed, with a record-high number of refugees in 2022.

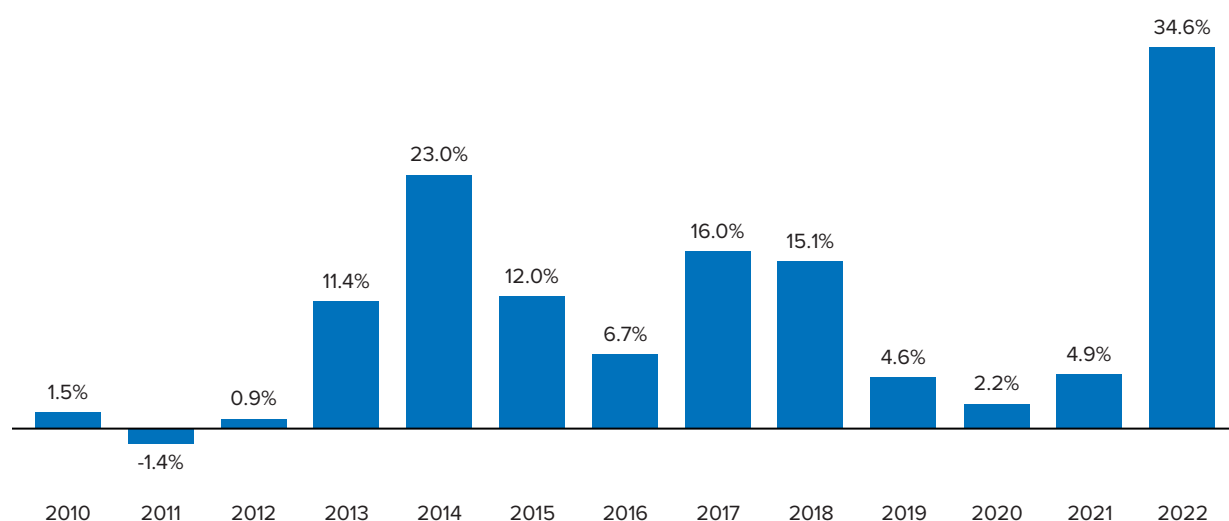
The total number of refugees worldwide reached 34.6 million by the end of 2022, a 35 per cent increase, or 8.9 million more refugees in just one year. This total included nearly 24.3 million refugees, 5.1 million people in refugee-like situations, and 5.2 million other people in need of international protection.¹⁸

Between 2016 and 2022, the number of refugees globally doubled (Figure 1). The increase in the size of the global refugee population over the last six years was driven by the growing number of large displacement situations around the world, including

from the Syrian Arab Republic, Ukraine, Bolivarian Republic of Venezuela, Afghanistan, Myanmar, and the Sahel region in Africa.

This trend continued into 2023, and by mid-year, the total number of refugees reached 35.8 million.¹⁹ The increase of 1.2 million (or 3 per cent) during the first half of 2023 was driven by refugees fleeing the Sudan following the outbreak of war in the country in April 2023, continued displacement from Ukraine, and improved population estimates of Afghans in Pakistan. Using UNHCR's nowcasting estimates, global estimates of refugees and refugee-like populations reached 36.5 million and 6.5 million for asylum-seekers by the end of September 2023.²⁰

Figure 1: **Growth rate of the absolute number of refugees, 2010-2022 (year-on-year)**

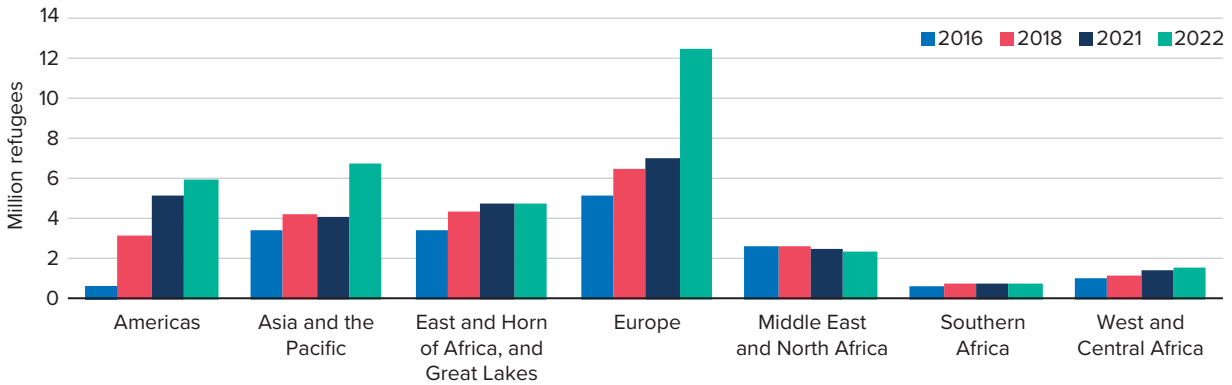


Since 2016, in the Americas, Asia and the Pacific, and Europe, the number of refugees increased, while in the other regions, they remained relatively stable.

Between 2016 and 2022, the refugee population hosted in the region (Figure 2) increased in the Americas (by 8.6 times), Europe, including Türkiye (2.4 times), and Asia and the Pacific (2 times). The population remained relatively stable in other parts of the world, with smaller increases in the East and Horn of Africa, and Great Lakes region (1.4 times), West and Central Africa (1.4 times), and Southern Africa (1.2 times), and a decrease in the Middle East and North Africa (0.9 times). The population increase

in the Americas was largely driven by the increase in the number of people in need of international protection from the Bolivarian Republic of Venezuela. For Europe, the number of refugees increased, especially between 2021 and 2022, as refugees from Ukraine sought refuge in nearby countries. In the Asia and the Pacific region, updated population estimates for Afghan refugees in the Islamic Republic of Iran and Pakistan accounted for much of the increase.

Figure 2: **Number of and other people in need of international protection by UNHCR regions, 2016-2022 (end-year)**

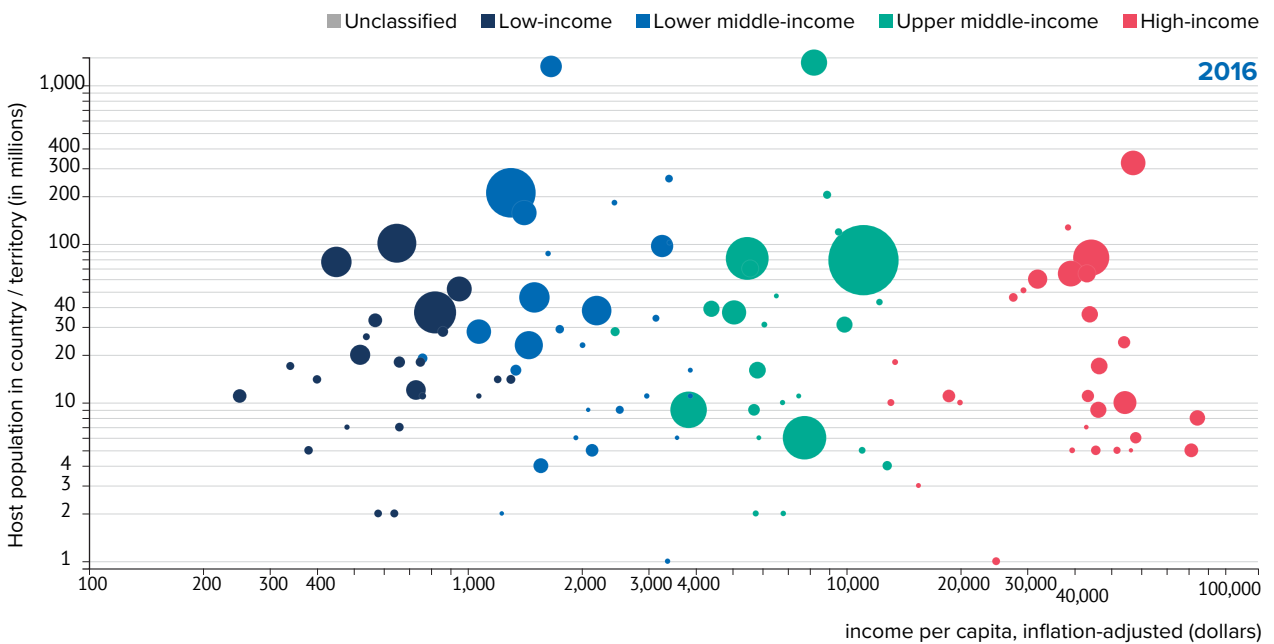


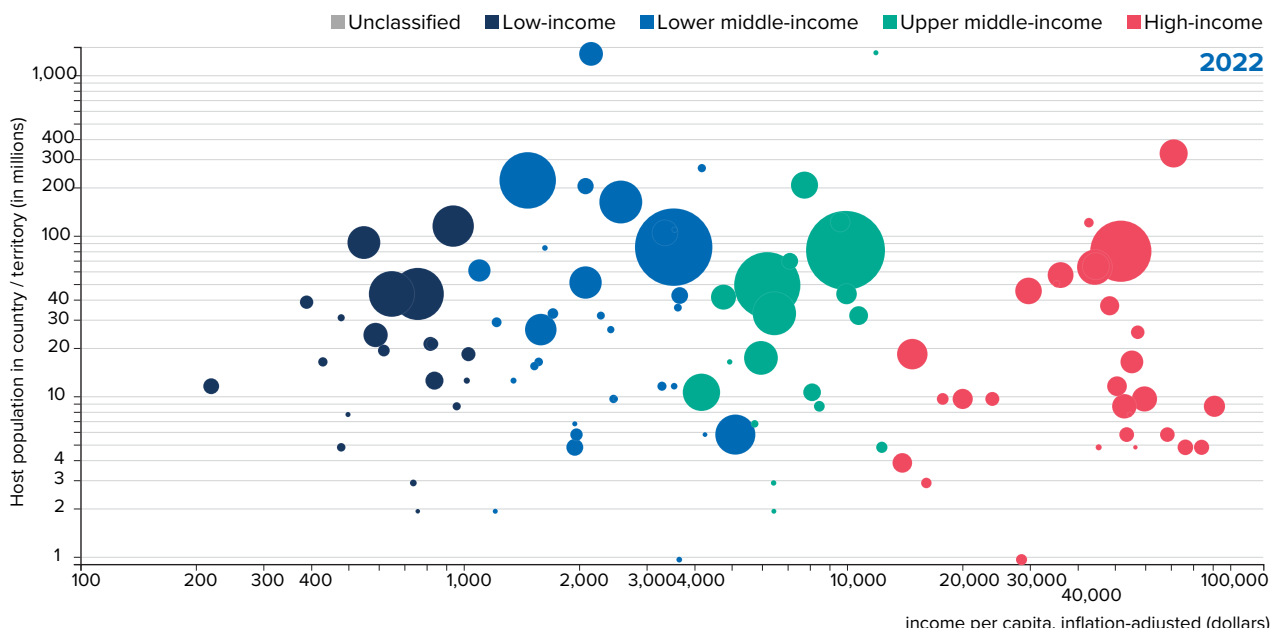
Three out of every four refugees were hosted in low- and middle-income countries near their countries of origin.

As millions of refugees from Ukraine sought refuge in nearby mostly high-income European countries, 24 per cent of the world’s refugees were hosted in high-income countries by the end of 2022, compared to 14 per cent in 2016. High-income countries account for nearly two-thirds of global Gross Domestic Product (GDP).²¹ Low-income countries host a disproportionately large share of the world’s displaced people, both in terms of their population size and the resources available to them. These countries represented nine per cent of the

global population and only 0.5 per cent of the global wealth, yet they hosted 16 per cent of refugees. This includes very large refugee populations in Uganda, the Sudan, Ethiopia, Chad, and the Democratic Republic of the Congo. Whether measured by economic means or population ratios, it remained the world’s low- and middle-income countries – not wealthy States – that host the most refugees (76%). Seventy (70) per cent of refugees were hosted in countries neighbouring their country of origin, which was lower than in previous years, primarily because many Ukrainians were hosted in countries that did not directly neighbour Ukraine.

Figure 3: **Hosting refugees by countries’ income level, 2016 and 2022 (end-year)**





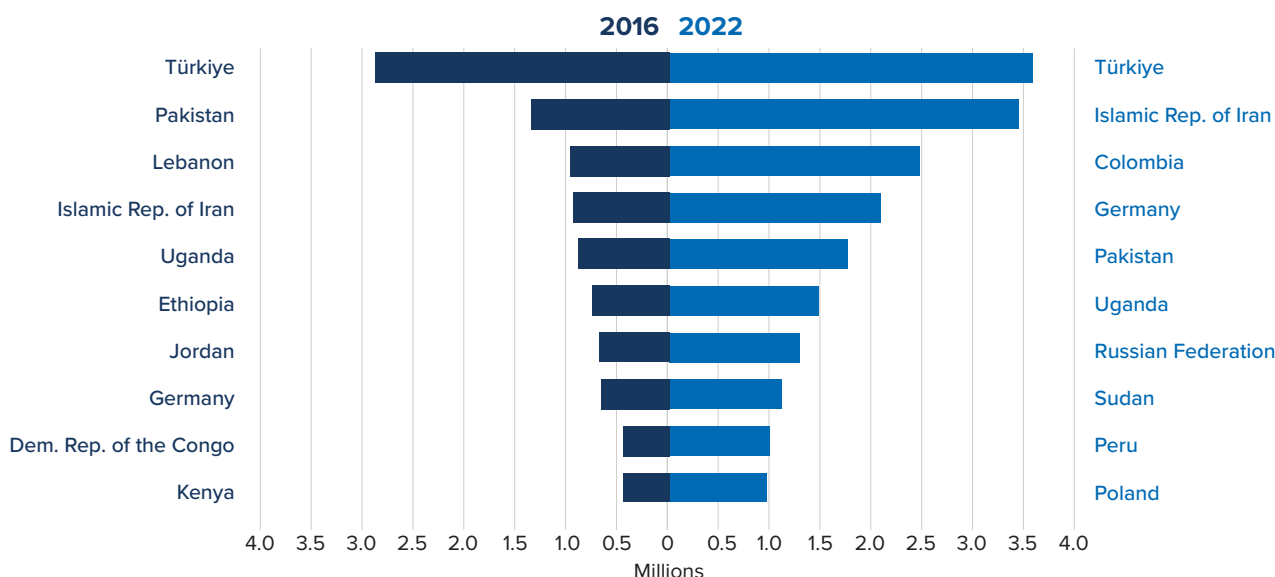
*The size of the bubbles represents the number of refugees being hosted by countries under the four income levels: low-income (dark blue), lower middle-income (blue), upper middle-income (green) and high-income (red). The red bubbles became larger in 2022 compared to 2016, as high-income countries hosted more refugees.

Fifty-five (55) per cent of the world’s refugee population was hosted in 10 countries, while nearly one in 10 lived in Türkiye.

The largest 10 refugee hosting countries account for 55 per cent of the world’s refugees. Figure 4 shows that compared to 2016, new countries were hosting

more refugees in 2022, namely Colombia, the Russian Federation,²² the Sudan, Peru, and Poland. Most of the 10 largest host countries were classified as low- or middle-income. In 2016, Germany was the only high-income country in the largest 10, and in 2022, Poland was also included. In 2022, two low-income countries were among the largest hosting countries, namely Uganda and the Sudan, compared to three in 2016. Türkiye, an upper middle-income economy, continued to host the largest number of refugees at the end of 2022, close to 3.6 million – which rises to 3.8 million if asylum-seekers are added.

Figure 4: **Largest 10 countries hosting and other people in need of international protection, in absolute terms, 2016 and 2022 (end-year)**



Increasing threats to global peace and security forced more people to flee for safety.

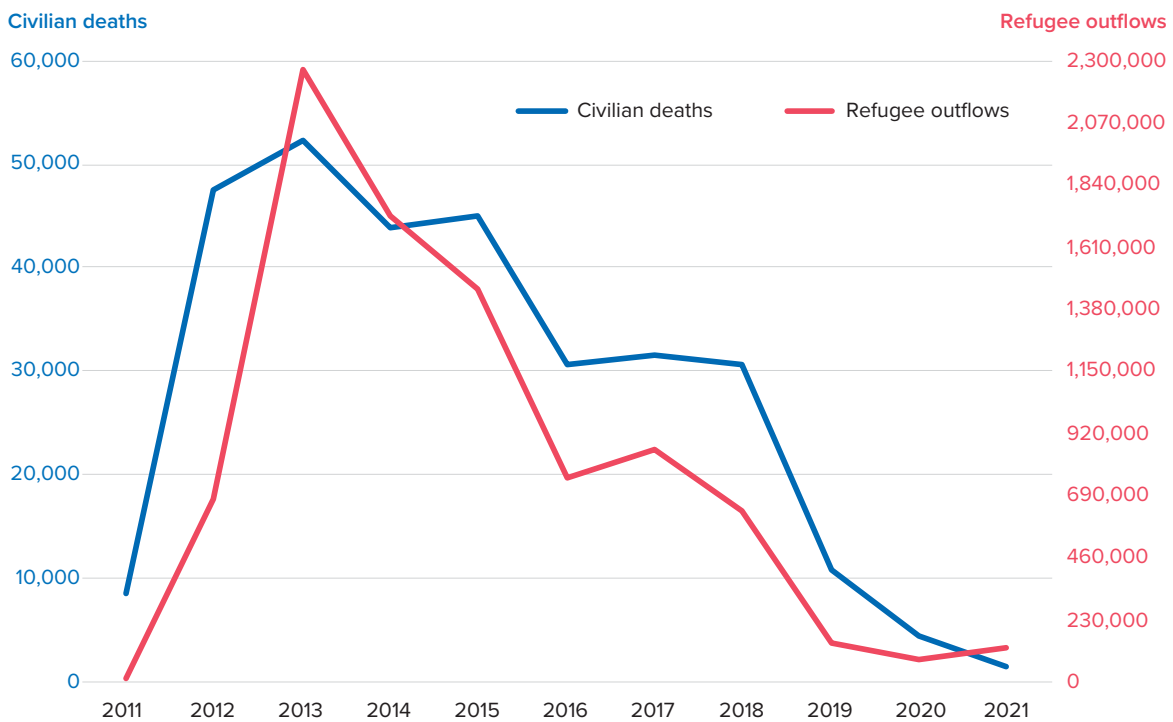
The world is transitioning, with conflicts becoming deadlier, more complex, and more protracted and where space for civic participation is shrinking, whether through repressive laws or the imposition of undue restrictions on human rights. The year 2022 saw the highest increase in the number of conflict-related deaths since 2016, with a 53 per cent surge mostly fuelled by the war in Ukraine.²³ The countries from which most refugees fled were experiencing some of the deadliest armed conflicts in the world. Using the World Bank’s classification of fragile and conflict-affected situations,²⁴ the majority of refugees in 2022 fled conflicts.

Analysis of data on conflict-related deaths documented by the United Nations from 2015 to 2022 in the world’s deadliest conflicts showed that the number of deaths significantly correlated with the number of refugees fleeing those conflicts. In other words, when considering the specific characteristics of each conflict over the years, the number of refugees fleeing conflict tended to increase when the number of conflict-related deaths increased.²⁵ A case study using the most reliable estimate of

the total civilian deaths in the conflict in the Syrian Arab Republic showed that the number of civilian deaths significantly correlated with displacement. The peak of the estimated civilian deaths in 2013 corresponded to the highest refugee outflows. It is possible that civilian deaths increased again slightly between 2016 and 2018, and during the same period, there was a slight increase in the number of refugees fleeing the Syrian Arab Republic (Figure 5).²⁶

Available data on violent fatalities (e.g. battle-related deaths, intentional killings of civilians by armed groups, deaths from criminal violence, etc.), political rights, and civil liberties (e.g. electoral process, freedom of expression and belief, etc.) showed that these factors were significantly associated with the number of newly displaced individuals. As the number of violent fatalities increased in the country of origin, the refugee outflow tended also to increase. On the other hand, there was a negative correlation between political rights and civil liberties and displacement. In other words, as a country’s political rights and civil liberties deteriorated, refugee outflows tended to increase.²⁷

Figure 5: **Conflict-related civilian deaths and refugee outflows from the Syrian Arab Republic, 2011-2021**



Children remained disproportionately affected by forced displacement around the world.

In 2022, children accounted for an estimated 41 per cent of all refugees, while women and girls accounted for 51 per cent. Refugee children were especially at risk of abuse, including gender violence, trafficking, early/forced marriage, and recruitment by armed groups.

Disaggregated data on disability and other diversity characteristics play a pivotal role in better understanding the circumstances and specific protection needs of refugees. Although disaggregated data are increasingly available, gaps still persist. Filling these gaps will allow for more targeted policies to ensure that refugees can fully participate in decisions that affect them, enjoy their rights on an equal footing with others, and contribute effectively to their host communities.²⁸

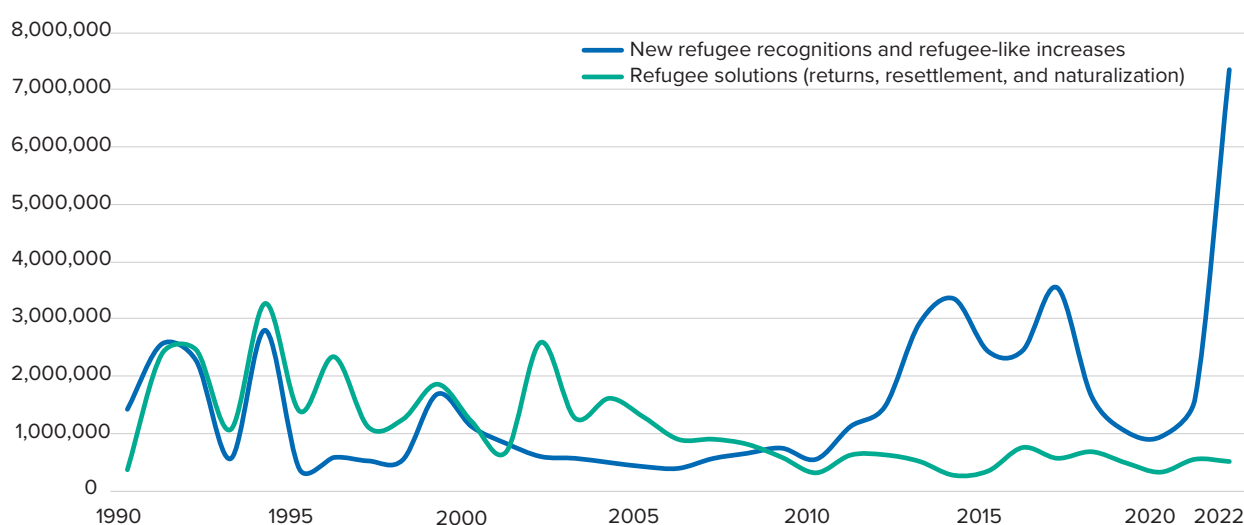
New displacement continued to outpace solutions from 2016 to 2022, but the right policies and support can bring positive change.

Since 2009, new displacement consistently outpaced available durable solutions, leading refugees to stay longer in displacement every year. In 2022, an estimated 23.3 million refugees and other people in need of international protection were in a protracted situation,²⁹ which was 7.1 million more than the previous year.

Durable solutions enable refugees to rebuild their lives in safety and dignity. For refugees, such durable solutions include voluntary repatriation, local integration, and resettlement to a third country. In 2022, only 504,200 refugees accessed solutions, 67 per cent of which were returns, 23 per cent resettled, and 10 per cent naturalizations. The number of refugees resettled doubled from 2021 to 2022 (114,200) according to government statistics. While refugee returns dropped by 21 per cent to 339,300, there were significant returns of refugees to South Sudan, the Syrian Arab Republic, Cameroon, and Côte d'Ivoire. The ratio between new refugees and refugees benefiting from a solution increased to its highest-ever level in 2022 (see Figure 6). On average, from 2016 to 2022, there were five new refugees for each refugee who found a durable solution, e.g., resettlement, return, or local integration measured by naturalization. Complementary pathways, such as family reunification, education pathways, private sponsorship, or labour mobility, and inclusion of refugees in national systems can also expand access to solutions.

While the total number of refugees continued to grow and the number of refugee returnees decreased, the right policies and support, such as finding pathways to diplomacy and peace, can bring positive change. For example, in 2022, the ceasefire in Yemen and the peace agreement in the Tigray region of Ethiopia were positive developments showing that return was possible.³⁰

Figure 6: **Newly recognized refugees and durable solutions, 1990-2022**





This mural, created in 2022 in Amman, Jordan, is the result of a programme implemented across school districts in the city. Syrian and Palestinian refugee children worked alongside Jordanian host community children to produce this mural. The programme also involved a refugee calligraphy artist and focused on connecting communities through creative social cohesion and relationship-building activities. © Artolution, German Corporation for International Cooperation (GIZ), Qudra

CHAPTER 3

The extent of burden- and responsibility-sharing

Burden and responsibility sharing is the defining principle of the GCR affirmed by the United Nations General Assembly in 2018. This is a testament to the recognition that the predicament of refugees and host communities is a common responsibility of humankind. As refugee situations increased in scope, scale, and complexity and an increasing number of refugees required protection, assistance, and solutions, the international community committed to lighten the burden of host countries more predictably and sustainably. Five years later and in the lead-up to the second Global Refugee Forum, where States and other actors will come together to discuss how to reach the goals of the GCR, it is necessary to assess the extent to which the international community has lived up to this commitment.

OBJECTIVE 1: Ease Pressure on Host Countries



Mural was created in 2018 in Washington D.C., the United States of America by resettled refugees, undocumented displaced people and host community members demonstrating the importance of asylum. © Artolution, Kids in Need of Defense

Outcome 1.1: Resources supporting additional instruments and programmes are made available for refugees and host communities by an increasing number of donors

The total volume of Official Development Assistance (ODA) for refugee situations in LICs and MICs amounted to USD 26.4 billion in 2020-2021

According to the Organization for Economic Co-operation and Development (OECD) 2023 ad-hoc survey data, donors contributed USD 13.7 billion (2020) and 12.7 billion (2021), or USD 26.4 billion combined over two years of ODA for refugee situations in LICs and MICs. An additional USD 529 million was contributed as OOFs.³¹ This figure does not include in-donor refugee costs, reported separately in this section. A slightly lower volume was channelled towards refugee situations in 2020-2021 (USD 26.4 billion) than in 2018-2019 (USD 26.6 billion). However, it must be noted that the survey methodology between these periods differs due to

recent improvements (see text box on the 2023 ad-hoc survey).

The overall ODA for refugee situations in LICs and MICs of USD 26.4 billion for 2020-2021 accounted for 5.6 per cent of the total ODA. Disaggregation of the total volume of ODA financing for refugees and host communities in refugee-hosting countries (GCR indicator 1.1) and for refugee returnees in the countries of origin (GCR indicator 4.1.1) was also available. Donors directed 96.4 per cent (USD 25.4 billion) of all financing for refugee situations in 2020-2021 to refugee-hosting countries, while 3.6 per cent (USD 0.9 billion) was provided in support of refugee returnees to countries of origin. The ODA for refugee hosting situations in LICs and MICs slightly decreased from USD 13.2 billion in 2020 to USD 12.3 billion in 2021 (Figure 7).

2023 ad-hoc survey on development finance for refugee situations in low- and middle-income countries

The 2023 OECD ad-hoc survey on “Development Finance for Refugee Situations in Low- and Middle-Income Countries Years 2020-21” was the data source for the volume of development finance, including ODA and Other Official Flows (OOFs) presented in this report. The survey’s methodology is aligned with the methodology for tracking development finance for forced displacement in the OECD Creditor Reporting System (CRS), adopted by the Development Assistance Committee (DAC) Working Party on Development Finance Statistics (WP-STAT) in October 2022. It also benefited from recommendations of the previous ad-hoc surveys (2018 survey for 2015-2017 data and 2020 survey for 2018-2019 data)³² and is aligned with existing OECD Creditor Reporting System (CRS) terminology.³³ It combines financial data reported by financing providers with data on the use of un-earmarked core funding reported by United Nations entities.

The following development finance flows are eligible to be reported under this survey:

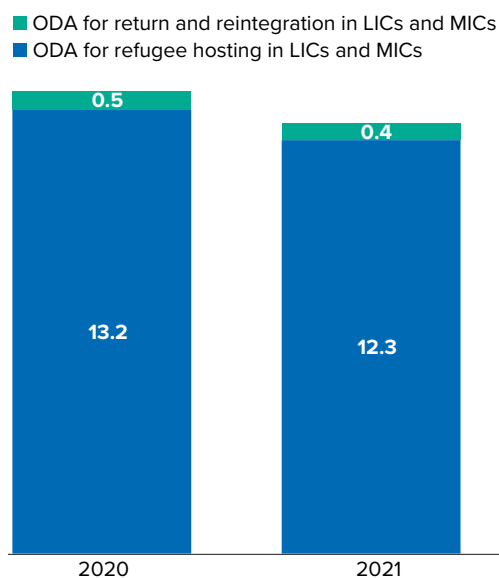
- Activities with the primary objective of supporting refugees, asylum-seekers and/or stateless persons, refugee returnees and host communities, including durable solutions (return and reintegration, local settlement, settlement elsewhere); and/or
- Larger programmes that promote the inclusion of refugees, asylum-seekers and/or stateless persons, and refugee returnees in socio-economic development or as beneficiaries of social services of the host communities in cases where at least 50 per cent of the targeted beneficiaries of the programme are refugees, asylum-seekers and/or stateless persons, and refugee returnees, or when the principal objective of the programme is to support them and host communities.

In response to DAC members’ concern that previous surveys were too complex and heavy, the methodology differs from previous ad-hoc surveys. It is quantitative and builds on existing CRS processes, templates, and data. It follows a “hybrid approach” by which providers can either validate a dataset received from the OECD based on a keyword search of the CRS database or provide additional data. This survey presents activity-level data, while the previous «Development Finance for Refugee Situations Survey in 2018-2019» presented recipient-level data. Therefore, only the 2020-2021 data and no time series from 2016 can be presented.

As part of OECD’s commitment to the GCR, data for 2022 and beyond will be collected as part of the regular annual development finance reporting process in the OECD’s CRS. Data collection will follow the new methodology for tracking development finance for refugee situations in LICs and MICs adopted by WP-STAT. This will help improve data coverage and comparable data series over time. The data for 2022 will be available in December 2023.

In March 2023, the task force overseeing [Total Official Support for Sustainable Development \(TOSSD\)](#) also adopted a keyword methodology for tracking development finance for forced displacement (two keywords for refugee situations and one keyword for internally displaced persons). TOSSD tracks development finance beyond ODA, including financing from South-South and triangular cooperation, support to international public goods, and private finance mobilized by official interventions.

Figure 7: **ODA for refugee situations, by type of recipient, 2020-2021, USD disbursements in 2021 constant prices, Billions**

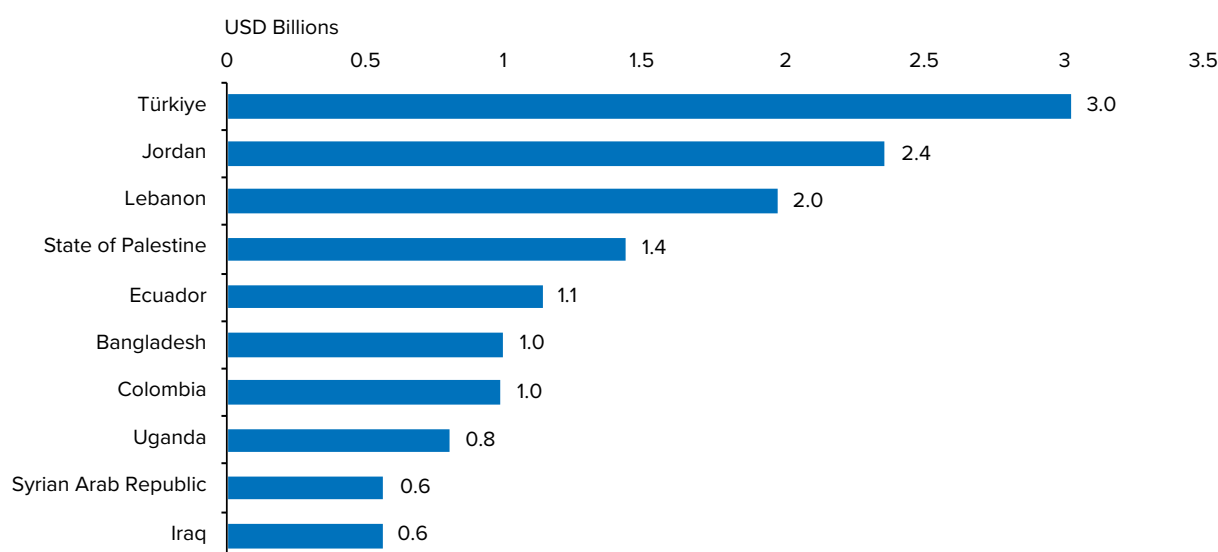


Countries hosting the most refugees were generally among the largest recipients of ODA for

refugee situations, with Türkiye being the largest recipient.

From 2020 to 2021, Türkiye, which hosted the largest number of refugees worldwide at the end of 2022, received cumulatively USD 3 billion or almost 11 per cent of the total ODA for refugee situations captured by the survey. Jordan received USD 2.4 billion, Lebanon received USD 2 billion, and the State of Palestine received USD 1.4 billion (Figure 8). Although ODA, for the most part, was provided to the contexts where it was most needed, there were refugee situations that did not receive commensurate assistance from the donor community. For example, countries like Pakistan, the Sudan, Ethiopia, and the Islamic Republic of Iran were not among the top ten recipients, although they were among the top hosting countries, in absolute terms, at the end of 2021. The Syrian Arab Republic, which was the largest country of origin for refugees by the end of 2021, received USD 562 million in ODA.

Figure 8: **Top 10 recipients of ODA for refugee situations, 2020-2021, USD disbursements in 2021 constant prices**



The number of donors increased, but about two-thirds of ODA came from the five largest providers.

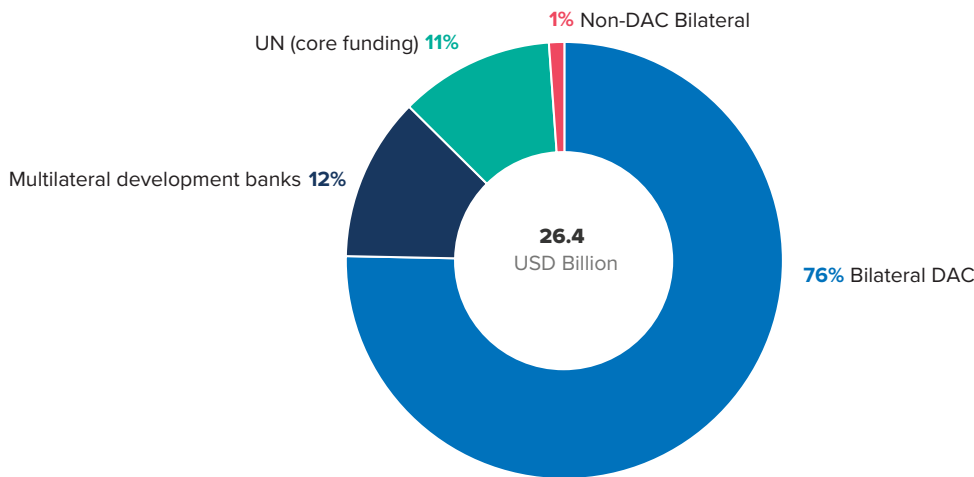
To enhance burden- and responsibility-sharing, the GCR calls for broadening the support base, including the number and types of donors. Compared to the 2018-2019 data, where 36 donors reported financing for refugee situations, 48 donors reported in 2020-2021. This included 32 DAC countries (USD 19.9 billion in bilateral ODA), 11 non-DAC countries (USD

293 million in bilateral ODA), and five development banks (USD 3 billion in multilateral ODA). Another USD 3.2 billion was channelled as core contributions to 11 refugee-mandated United Nations agencies and four other multilateral entities, such as UNHCR, UNRWA, UNOCHA, Global Fund, i.a. (Figure 9). Despite the generosity of a larger number of financial providers, the responsibility of supporting refugee situations lay squarely with the five largest providers. The United States of America (USD 6.6 billion),

European Union (EU) Institutions (USD 4.1 billion), Germany (USD 3.5 billion), the World Bank (USD 3 billion), and the United Kingdom of Great Britain and

Northern Ireland (USD 1.1 billion) contributed about two-thirds of all the total ODA for refugee situations in 2020-2021 (Figure 10).

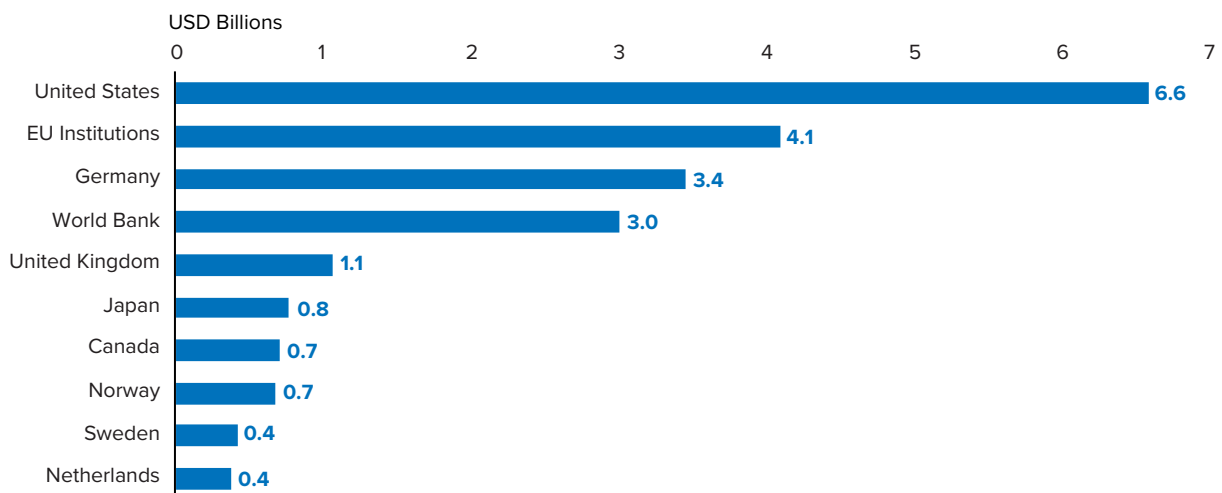
Figure 9: **ODA for refugee situations by type of financial provider, 2020-2021, USD disbursements in 2021 constant prices**



The core contributions to the 11 refugee-mandated United Nations agencies, including UNHCR, reported by donors amounted to USD 1.4 billion in 2021. Compared to their level in 2020 (USD 1.6 billion), core contributions declined by 15.7 per cent. These core contributions allowed refugee-mandated United Nations agencies to respond flexibly to new displacement emergencies. For UNHCR, the total

funds available stood at USD 4.8 billion by the end of September 2023, covering only 44 per cent of the needs in 2023, compared with 58 per cent in 2022. While this reflected the generous contributions of millions of individuals and dozens of governments, it left significant parts of the required budget unfunded.³⁴

Figure 10: **Top ten financial providers of ODA for refugee situations, 2020-2021, USD disbursements in 2021 constant prices**



The bulk of ODA for refugee situations in 2020-2021 was for humanitarian assistance.

Between 2020 and 2021, 55 per cent of the total ODA for refugee situations in LICs and MICs was for humanitarian purposes (USD 14.6 billion), while 34 per cent went to development financing (USD 9.1 billion). For the first time, donor countries reported financing on peace, which was 6 per cent (USD 1.6 billion) of the total ODA for refugee situations. The remaining 4 per cent was undefined. The proportion of the total ODA for refugee situations that went to development increased from 29 per cent in 2018-2019 to 34 per cent in 2020-2021. For the proportion of ODA for refugee situations that went to peace financing, there was a slight increase from five per cent in 2020 to seven per cent in 2021, although it remained marginal. The overall ODA for peace in fragile contexts, including its subset ODA for conflict prevention, decreased in recent years, with a record low level in 2021, in spite of the fact that investing in the peace dimension of the Humanitarian-Development-Peace (HDP) nexus has proven to be cost-effective in both reducing the number of countries falling into chronic crisis and providing more long-term solutions.³⁵ The low level of peace financing remained disproportionate to the rising need for peacebuilding indicated by the increase in the number of conflict-related deaths and its association with displacement, as shown in Chapter 3 of this report.

The largest five sectors that benefitted from ODA for refugee situations were emergency response (USD 14.2 billion), other social infrastructure and services (USD 2.2 billion), education (USD 2.2 billion), health (USD 1.4 billion), and other multisector (USD 1.4 billion).

Domestic spending for hosting refugees in high-income countries ('in-donor refugee costs') amounted to USD 22.2 billion in 2020-2021 and surged in 2022 in response to the war in Ukraine.

ODA disbursement from DAC donors for the first 12 months of subsistence for refugees hosted by OECD countries is commonly referred to as "in-donor refugee costs".³⁶ Between 2020 and 2021, in-donor refugee costs in high-income countries amounted to USD 22.2 billion (USD 9.3 billion for 2020 and USD 12.8 billion for 2021). Adding in-donor refugee costs to the total ODA for refugee situations in LICs and MICs, the total volume for refugee situations

amounted to USD 23.4 billion in 2020 and USD 25.5 billion in 2021 (USD 12.8 billion). This corresponded to an 11 per cent increase. In 2022, in-donor refugee costs increased more than twofold (USD 30.1 billion) from 2021, the highest ever reported due to the significant rise in the number of refugees in high-income countries.

Outcome 1.2: National arrangements and coordinated refugee responses are supported

The proportion of ODA for the benefit of refugees channelled to national actors was 18.4 per cent.

Between 2020 and 2021, 18.4 per cent of the total ODA was channelled directly through national actors, which include recipient governments and developing country-based non-governmental organizations (NGOs). The proportion is below the target agreed by major donors and aid organizations under the [Grand Bargain](#), to provide 25 per cent of global humanitarian funding to local and national responders "as directly as possible". This proportion does not include ODA channelled through the United Nations and other international organizations and then transferred to national actors. In 2022, UNHCR allocated approximately USD 850 million to local and national responders, which represented some 23 per cent of its overall programme expenditure, down from 25 per cent in 2021. The drop in the proportion of expenditure implemented by local and national partners was due to the Ukraine situation, where UNHCR directly implemented large-scale cash and relief items assistance programmes. Not including the Ukraine situation, an estimated 28 per cent of UNHCR's global programme expenditure was implemented through local and national responders.³⁷

Refugee Response Plans expanded and diversified partnerships to better support governments to assist refugees and the communities hosting them.

Refugee Response Plans (RRPs) can be developed at the country level to reflect the needs of the entire refugee population hosted in a country (country RRP). They can also be developed at the regional level, involving multiple countries, to respond to the needs of a specific refugee population which fled to different neighbouring countries (regional RRP). Regional RRP also include individual response plans for each country within a regional

response strategy framework. Regional and country-based RRP contribute to implementing the GCR “multi-stakeholder and partnership” approach by articulating prioritized, multi-sectoral, and multi-stakeholder responses for the benefit of refugees and host communities to support host government efforts. These RRP are a means of operationalizing, as well as strengthening, existing national arrangements. Partners involved in RRP include all local, national, and international stakeholders³⁸ expressly listed in these plans under each plan’s partnership section. As partners, they are actively involved in delivering the RRP, including securing funding for its implementation. From 2016-2023, UNHCR coordinated between 5 and 8 Regional RRP per year, with more than 7,000 partners in total³⁹ over the seven years. These inter-agency responses were implemented in a total of 72 refugee-hosting countries.

Since 2016, there was a significant increase in the number of partners involved in RRP to strengthen

partnerships and promote inter-agency coordination for large-scale or complex refugee situations (Figure 11). RRP galvanized a wider base of support and brought together partner initiatives under a single, vetted strategic plan. Over the years, 60 per cent of RRP saw the average number of contributing partners per country grow between the launch and closure of the response, including for Afghanistan, the Democratic Republic of the Congo, Nigeria, South Sudan, and the Syrian Arab Republic RRP and the Bolivarian Republic of Venezuela Regional Migrant and Refugee Response Plan (RMRP). Examples that stood out were the South Sudan Regional RRP, where the yearly average number of actors per country almost doubled between 2016 and 2023, increasing from 16 to 30, and the Afghanistan Regional RRP, where the number of actors nearly tripled from 2021 to 2023, from seven to 18. The Bangladesh Joint Response Plan for the Rohingya Humanitarian Crisis (JRP) had the highest number of partners, 59 in 2023 (Figure 12).

Figure 11: **Average number of partners listed in Refugee Response Plans, 2012-2023**

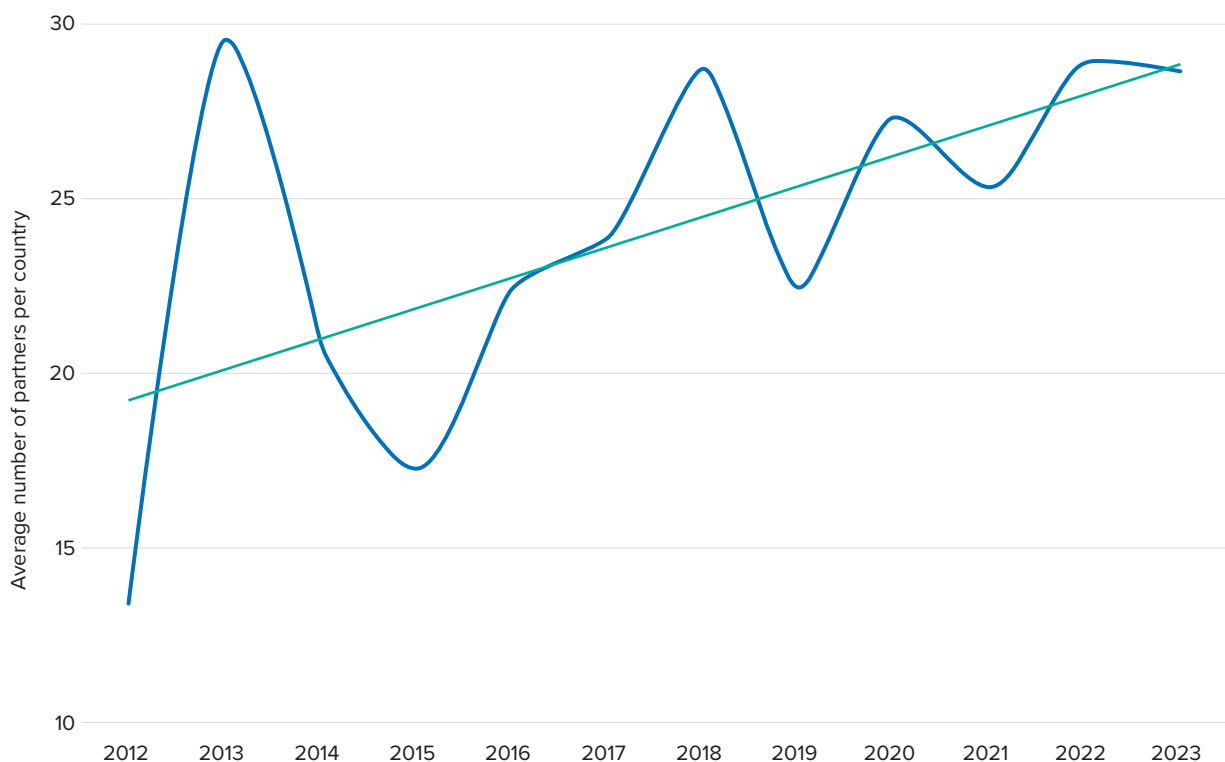
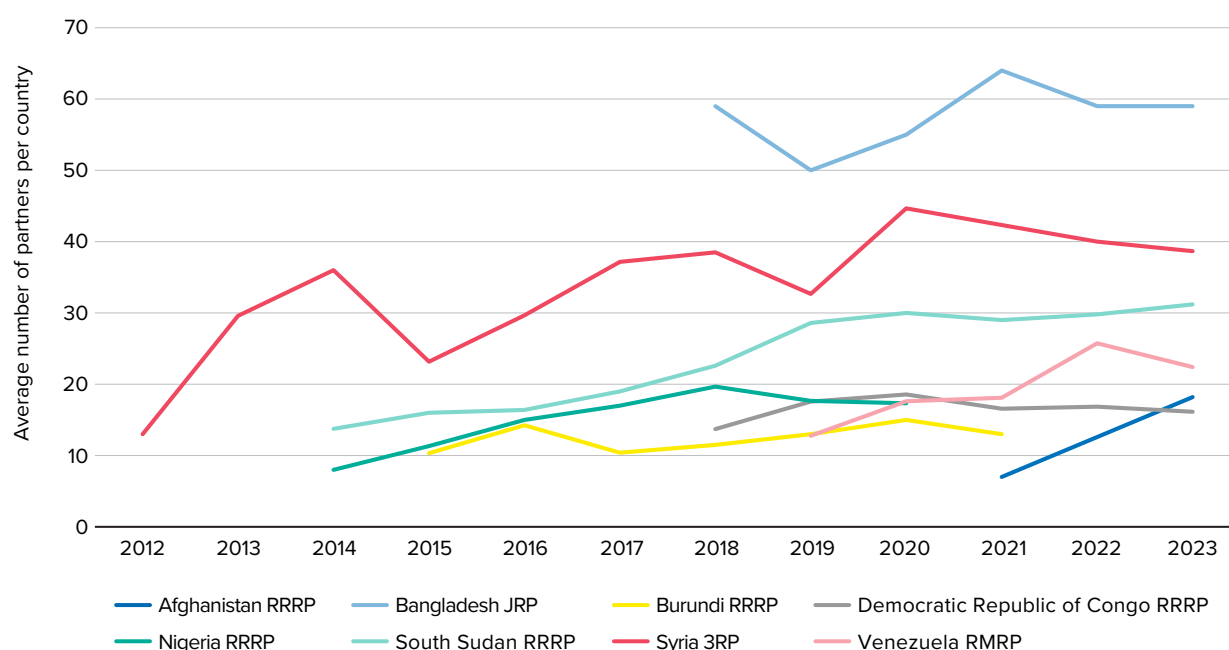


Figure 12: **Average number of partners listed in selected Refugee Response Plans, 2012-2023**

There was greater diversity in partnerships and a significant increase in the proportion of local and national partners.

Since 2016, not only did the number of partners in RRP increase, but so did the range of partners. The diversity in the type of partners included in the regional plans expanded to involve more local and national NGOs, faith-based organizations (FBOs), refugee-led (RLOs) and women-led organizations (WLOs), among others.

Including more diverse partnerships in the RRP is crucial for ensuring a comprehensive approach to a refugee situation, as each partner brings their area of expertise, skill, and knowledge. Including actors from across the humanitarian, development, and, where relevant, peace sectors ensures that RRP address emergency needs while building a sustainable approach that can address the needs of refugees and host communities after the onset of an emergency. In addition, community-based and local organizations are often the first responders in emergencies and are therefore at the heart of any humanitarian response. They provide an invaluable understanding of local challenges and potential humanitarian responses. They can mobilize local networks and offer support and services to affected populations in areas where UNHCR and

partners have limited or no access. Given their ability to provide local knowledge, implement context-specific programmes, and provide culturally sensitive services based on their understanding of the challenges and needs of refugees and their hosts, local organizations play a key role in delivering protection and assistance. These organizations must be increasingly included as partners appealing for funds to ensure that they contribute to and benefit from the coordination, advocacy, and resource mobilization advantages of being involved in a regional RRP.

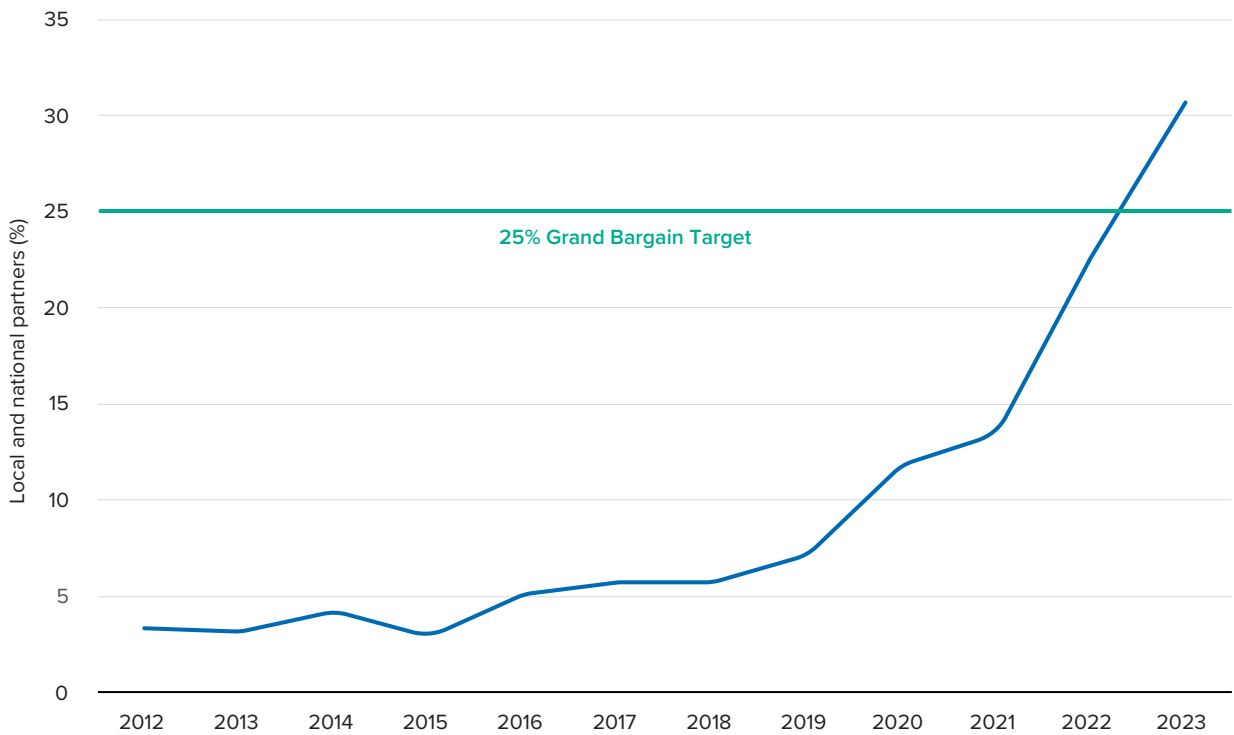
The proportion of locally/nationally registered actors compared to international actors was 80 per cent higher in 2023 compared to 2016. This increase marked a significant improvement in RRP responses. In particular, the contribution to the localization agenda improved in the Afghanistan, Burundi, the Democratic Republic of the Congo, Nigeria, South Sudan, the Syrian Arab Republic, Ukraine, and Venezuela (Bolivarian Republic of) regional responses. In 2023, on average, 31 per cent of the total number of partners were local and national partners (Figure 13). The Bolivarian Republic of Venezuela Regional RMRP showed the highest growth, as the yearly average share of local actors went from seven to 51 per cent in just four years between 2019 and 2023. Localization in the

Syrian Arab Republic regional response was also remarkable, with the share of local actors growing from 2 per cent in 2016 to 16 per cent in 2023.

With the number of RRP increasing to cover growing number of crises, the total funding requested increased from USD 6.9 billion in 2016 to 13 billion in 2022. While the RRP saw an increase in the received amount, from USD 3.9 billion in 2016 to 5.4 billion in 2022, this was not commensurate with the levels of need, leaving many refugee situations underfunded. In recent years, due to

growing refugee needs and reduced resources — in part caused by the multiplying of crisis, including the climate emergency — the regional plans saw a drop in funding received. In 2022, the regional plans received USD 5.4 billion, out of the USD 13 billion needed, leaving a 59 per cent funding gap, despite the population targeted for assistance reaching close to 35 million. To adequately address the most basic needs of the people UNHCR is mandated to care for around the world, the regional RRP need to be appropriately funded.

Figure 13: Proportion of local and national partners listed in selected Refugee Response Plans, 2012-2023



The role of Support Platforms in burden- and responsibility-sharing at the regional level

Support Platforms enable a comprehensive response to a specific situation of forced displacement.

Comprised of States and other relevant stakeholders, three Support Platforms were launched for the GRF 2019, namely the Intergovernmental Authority on Development (IGAD) Support Platform, the MIRPS Support Platform (aligned with the Comprehensive Regional Protection and Solutions Framework comprised of countries in Central America and Mexico, known as “MIRPS” for its Spanish acronym), and the Support Platform for the Solutions Strategy for Afghan Refugees (SSAR). The GCR envisions that support platforms can create a wide range of opportunities for concrete support, such as galvanizing political commitment and advocacy; facilitating coherent humanitarian, development, and peace responses; and supporting comprehensive policy initiatives to ease pressure on host countries, build resilience and self-reliance, and find solutions. Another key role of Support Platforms is mobilizing financial, material, and technical assistance and facilitating resettlement and complementary pathways for admission to third countries.⁴⁰ These key functions contribute to global efforts for more equitable burden- and responsibility-sharing.

This report showed that at the global level, the total ODA allocated to refugee situations in LICs and MICs amounted to USD 26.4 billion in 2020-2021 but was unevenly distributed across refugee situations. Thus, attention must be given to improving burden- and responsibility-sharing at the regional level, including mobilizing finance and finding durable solutions. Data on ODA for refugee situations received by State members of each Support Platform in 2020-2021 shows that out of the total USD 26.4 billion allocated to refugee situations, USD 2.3 billion was allocated to IGAD States (9%), USD 99 million to MIRPS States (0.4%) and USD 169 million to SSAR States (0.6%). The data also showed that hosting countries received more development financing than countries of origin (Figures 14, 15, and 16). Additionally, across all the States in the three Support Platforms from 2020-2021, humanitarian assistance comprised the highest proportion of development financing to refugee situations, with minimal financing for peace (Figure 17). Emergency responses received the most financing. The other sectors that received the most financing were:

- other multisector (e.g., urban and rural development, disaster reduction, food security,

etc.), government and civil society-general (e.g., public sector policy and administrative management, budget planning, etc.), education and health (in IGAD States)

- education, government and civil society-general, disaster prevention and preparedness, and health (in MIRPS States)
- health, conflict, peace and security, and other multi-sector, and government and civil society-general (in SSAR States)

ODA financing for refugee situations tended to focus more on GCR objectives one and two (easing pressure on host countries and enhancing refugee self-reliance). However, more efforts are needed to mobilize finance aligned with the HDP nexus to address root causes and enable conditions favourable to voluntary return.

The analysis presented here only refers to available disaggregated development financing data and excludes other types of assistance. While this type of analysis has limitations and does not fully reflect the HDP nexus in which Support Platforms operate, it could help the Support Platform members to assess the effectiveness of development financing for refugee situations in their region.

There is also a need for a more comprehensive analysis of not just ODA financing but also other sources of financing and assistance (e.g., domestic public resources, domestic and international private finance, south-south cooperation, triangular cooperation, etc.) and for more cooperation between the various actors whose interventions can help address root causes, remove obstacles to return, and enable conditions favourable to voluntary repatriation. Understanding the impact of hosting, protecting, and assisting refugees⁴¹ at the regional level will also help inform how burden- and responsibility-sharing can be further advanced. Support Platforms also address issues faced by asylum seekers, internally displaced persons, persons in mixed movements in need of protection, refugee returnees, and host communities. These groups are not included in the analysis presented here due to data limitations.

Complementary regional approaches, particularly efforts by the Support Platforms to coordinate comprehensive responses, are encouraging. Since

refugee situations tend to be regional in nature, a regional response is more effective and helps guide international responses. For example, the World Bank and the European Union’s development arm acknowledged the role of the Support Platforms in guiding their work, in particular the selection of projects, specific funding and financing decisions, and — in the case of the World Bank — making the case for eligibility for financing under the International Development Association’s Window for Host Communities and Refugees.

When the Support Platforms’ activities occur at the national level, and they are becoming more active in-country, they can support aligning the international community’s work with government priorities. This is particularly crucial in mobilizing finance, as many key donor decisions, including by development actors, are made in the country.

Key ways in which Support Platforms add value to existing displacement responses:

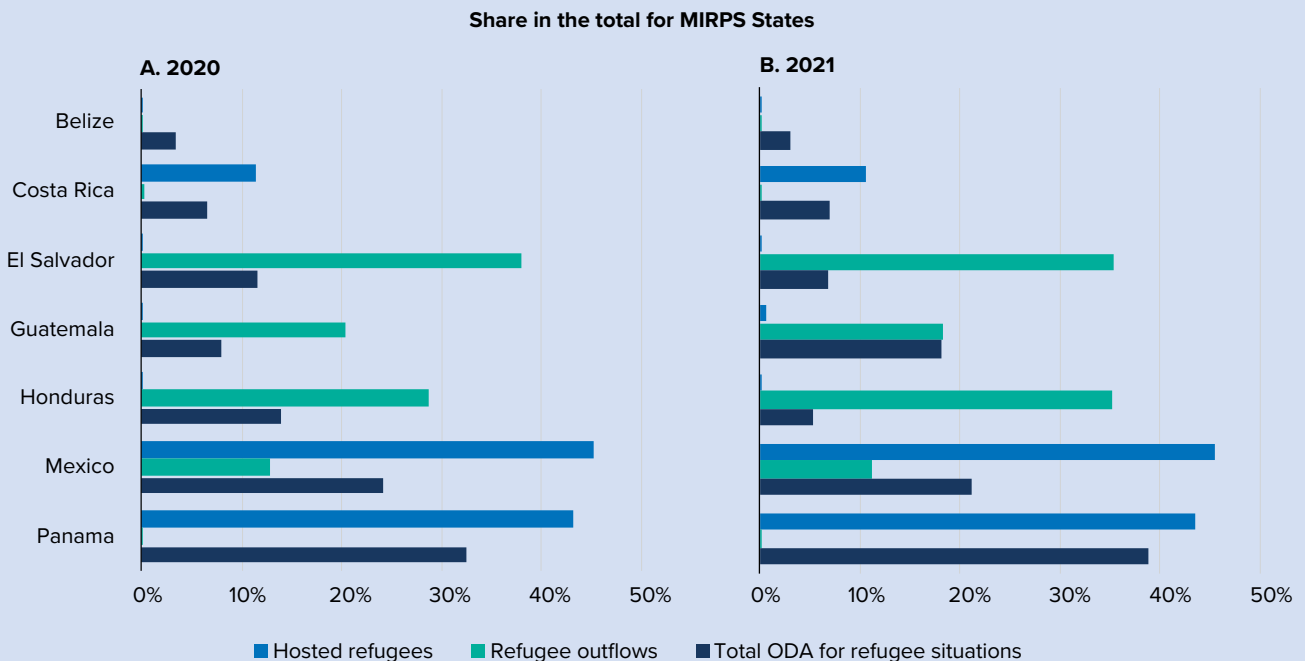
The MIRPS Support Platform

- The MIRPS Support Platform has played a critical role in raising international awareness of the displacement situation in Central America and Mexico, helping ensure continued visibility of the complex situation of mixed movements of refugees, asylum-seekers, internal displacement, and returnees with protection needs. These efforts, led by Spain, Canada,

and the United States of America during their Chair terms, have broadened the base of support by strengthening the engagement of various actors, including international financial institutions and private sector actors.

- In 2021 and 2022, the MIRPS Support Platform convened high-level International Solidarity Events where Platform members and other interested stakeholders made political, financial, technical, and material commitments in response to the needs identified by MIRPS countries in their National Action Plans. These solidarity events in 2021 and 2022 raised USD 110 million and USD 210 million, respectively. Additionally, the MIRPS Fund, administered by the Organization of American States (OAS), was established to channel financial resources through voluntary contributions to support initiatives in MIRPS States.
- The MIRPS Support Platform facilitates the exchange of technical knowledge and experience on protection and solutions through working-level discussions between MIRPS States and Members of the Support Platform. These exchanges take the form of regional events and bilateral twinning arrangements to jointly address topics of common concern, including reception and admission of persons with protection needs, strengthening asylum systems, and labour market access.

Figure 14: Proportion of hosted refugees, refugee outflows, and ODA for refugee situations in MIRPS States, 2020-2021

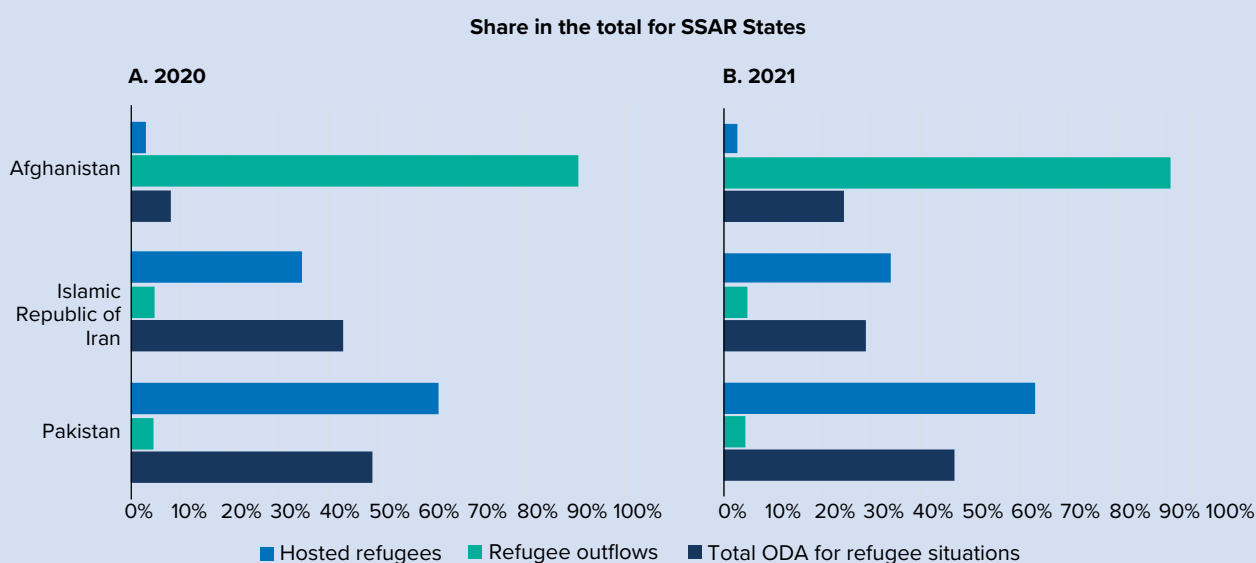


The SSAR Support Platform

The Support Platform for SSAR aims to draw on action-oriented and sustainable HDP-nexus support and commitments by the international community, in particular, its Core Groups at the local and global levels, for Afghanistan, the Islamic Republic of Iran, and Pakistan, in line with the principle of equitable burden- and responsibility-sharing envisioned in the Global Compact on Refugees.

- The SSAR continues to be the foundation upon which refugee and IDP return and reintegration in Afghanistan are built, and the Support Platform continues to support returnee and host communities in 80 priority areas, consisting of 75 districts and 5 cities (12,000 villages). Coordinated support by the Platform and its Members is provided in eight sectors: education, health, infrastructure, water and sanitation, cash assistance, livelihoods, energy, and protection. The support is fully aligned with the United Nations Strategic Framework for Afghanistan (UNSAFA) 2023-25, which articulates the United Nations' approach to addressing basic human needs in Afghanistan.
- The SSAR Support Platform and Core Group, recognizing Pakistan's tremendous work and effort over the past decades to support millions of Afghan refugees, supported the Document Renewal and Identification Verification Exercise (DRIVE). Following a gap of 10 years since the last verification exercise of Afghan refugees in Pakistan, DRIVE was conducted together with the Government and has been a crucial strategic investment for shaping a durable solution strategy. The new biometric smart cards which are now being provided ensure protection and access to basic services such as health and education.
- The SSAR Support Platform has supported the Islamic Republic of Iran's inclusive policies for refugees in the education, health, and livelihood sectors. Since establishing the SSAR Support Platform in 2019, 527,000 Afghan refugees have been provided with fully subsidized access to life-saving secondary and tertiary healthcare insurance, which they could not afford otherwise. With the support of the Core Group, more than 130 primary health care facilities received essential medicines and equipment, and 21 health facilities and 60 schools were built or renovated, enabling access to health and safe learning spaces for some 40,000 students, including Afghan girls who could not get an education in their home country beyond primary school.

Figure 15: **Proportion of hosted refugees, refugee outflows, and ODA for refugee situations in SSAR States, 2020-2021**



The IGAD Support Platform

The IGAD Support Platform is led and owned by all IGAD Member States, chaired by the country assuming the chairmanship of IGAD (currently Djibouti) and supported by the Core Group members, mainly the European Union (EU), Germany, the World Bank, UNHCR, and the United Nations Development Programme (UNDP). The IGAD Support Platform aims to support the implementation of the Nairobi Declaration and Plan of Action, as well as subsequent thematic declarations and plans of action on education, livelihoods and self-reliance, health, and return and reintegration.

- During the IGAD - Eastern Africa Community (EAC) high-level ministerial conference on durable solutions for refugees in the Horn of Africa, hosted by Uganda in June 2023, IGAD and EAC States signed a joint declaration to address the root causes of displacement, provide protection and durable solutions for refugees, and strengthen partnerships for increased burden-and responsibility-sharing in the East and Horn of Africa.
- To create a progressive policy framework on forced displacement, the IGAD Support Platform drafted regional refugee protection policies and facilitated regional and national consultations, including regional and national workshops in preparation for the GRF 2023, the February 2023 Regional Consultation Process (RCP) and Regional Migration Coordination Committee (RMCC) on durable solutions, and the 2022 Scientific Conference on migration and displacement on inclusion and social cohesion.
- To increase the evidence base for policymaking, the IGAD Support Platform, in collaboration with the Expert Group on Refugee, IDP and Statelessness Statistics (EGRISS) and the Joint Internal Displacement Profiling Service (JIPS), supported the training of Member States on including displacement statistics in national statistical systems.
- To improve monitoring and impact reporting, an overall Results Framework for the IGAD Support Platform was developed. The IGAD Support Platform also conducted regular thematic follow-up and review meetings to take stock of their implementation, document lessons learned, and provide a platform for multi-stakeholder exchange.
- In 2020, the IGAD Support Platform launched the Solutions Initiative for the displacement situation in South Sudan and the Sudan. Through this initiative, both countries developed and adopted national durable solution strategies and action plans to support early recovery, longer-term peacebuilding, and resilience of displaced populations and their respective host communities.
- The IGAD Support Platform helped its members develop costed plans of action for the inclusion of refugees in national education systems as part of the Djibouti Declaration to enable them to better access targeted financing.
- As part of implementing the Djibouti Declaration, IGAD trained 755 secondary school teachers, one-third of whom were women, in pedagogy, socio-psychological skills, life skills, and information and communications technology (ICT), and improved the quality of education for over 12,000 students in the largest refugee-hosting communities in Ethiopia, the Sudan, and Uganda.

Figure 16: **Proportion of hosted refugees, refugee outflows, and ODA for refugee situations in IGAD States, 2020-2021**

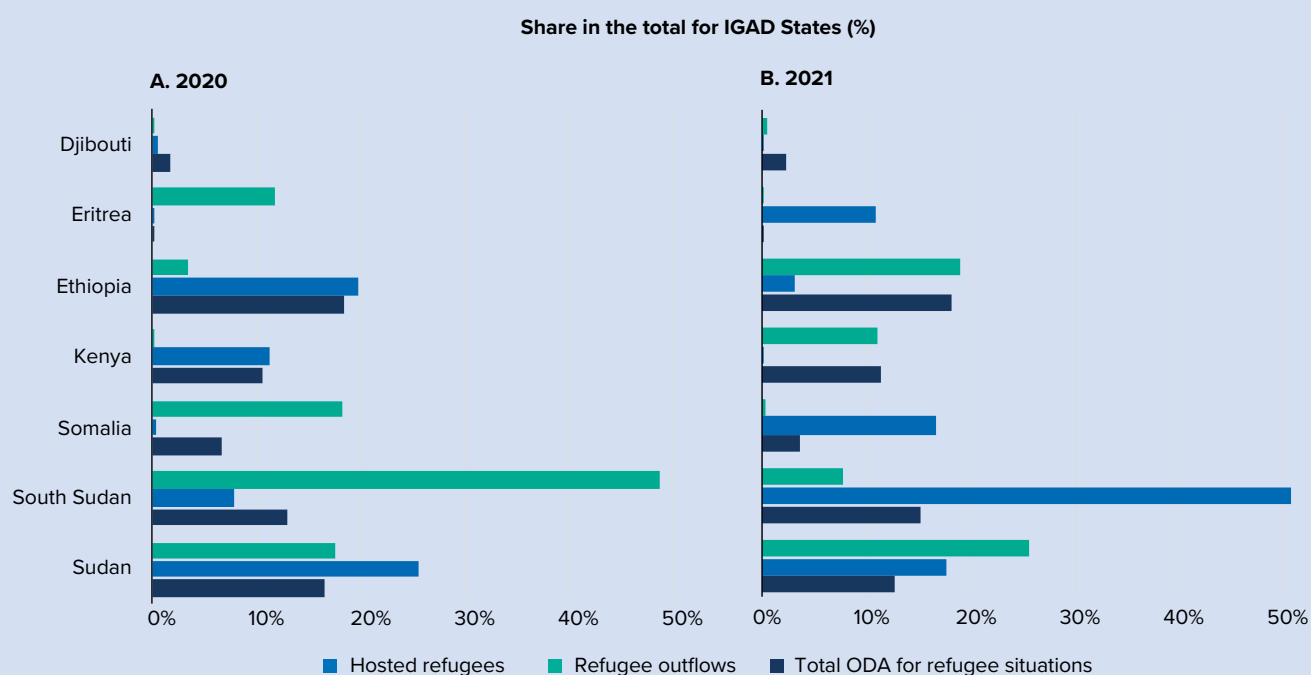
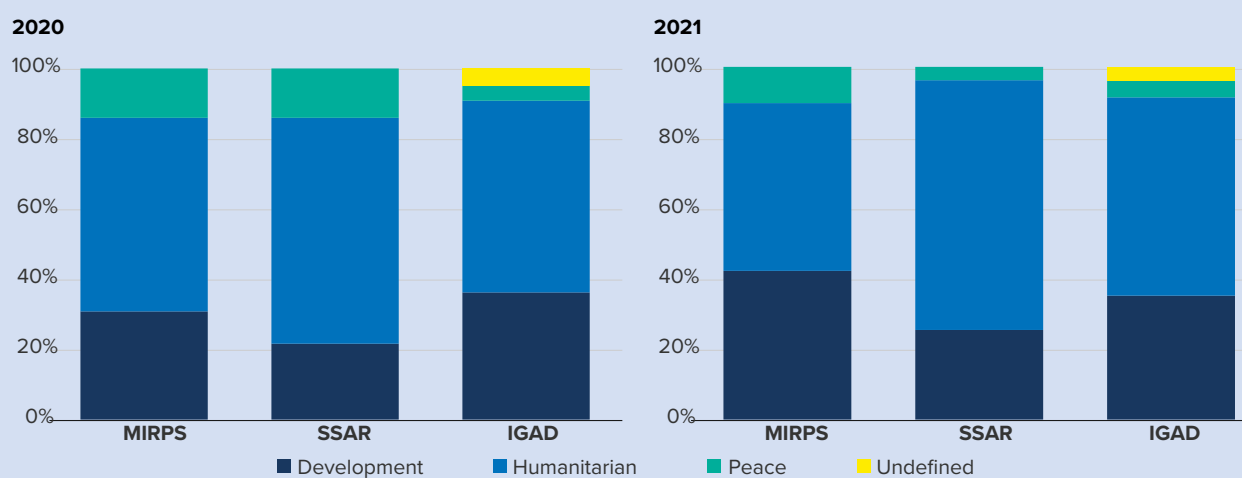


Figure 17: **ODA for States of the Support Platforms, by type of contribution, 2020 and 2021**



Now that Support Platforms are well-established convenors for key actors, it is time to take them to the next level, notably by:

- Strengthening the capacity of Support Platforms in coordinating and mobilizing finance aligned with the HDP nexus and advancing burden- and responsibility sharing at the regional level.
- Reinforcing support to countries of origin and addressing root causes of forced displacement, including peacebuilding, and including returnees as part of peace processes.
- Enhancing ongoing efforts to track humanitarian and development support, including tracking of contributions made by Support Platform members.

OBJECTIVE 2: Enhance Refugee Self-reliance




Painting by Rohingya refugees in Balukhali camp in Bangladesh. It focuses on the importance of the rights of women and girls and building local leadership. © Artolution, UNHCR Bangladesh, Terre Des Hommes (TDH), Bangladesh Office of The Refugee Relief and Repatriation (RRRC)

Outcome 2.1: Refugees are able to actively participate in the social and economic life of host countries

There was improved access to employment opportunities, but significant obstacles in law and practice remained for refugees to find work and actively participate in the host country's economy.

A human-centred approach is required to ensure access to protection and solutions for refugees, recognizing the need for unconditional respect for their rights and human dignity, particularly the right to decent work, workplace protection, and freedom of movement. It is essential that, in law, refugees and asylum-seekers are allowed to work and be self-employed or find wage-paid employment.

Information from 99 countries covering 32 million refugees showed that 67 per cent of refugees had full access – in law – to the labour market. Only 11 per cent had no access, and the remaining 22 per cent had partial access (Figure 18). This was an improved and overall hopeful proportion compared to the information available and reported on in the first GCR Indicator Report, which covered only 11.2 million refugees. High-income countries offered strong protection of work rights for recognized refugees, but often, restricted the right to work for asylum-seekers. Where countries allowed refugees to work, workplace protection was also ensured by law. In countries where the right to work for refugees was restricted, workplace protection was often also limited in law.

Figure 18: **Proportion of refugees with access to work and with freedom of movement in law, 2022**

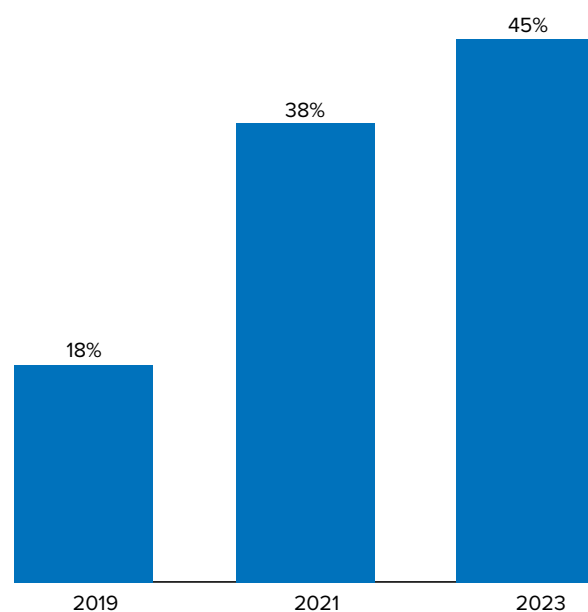
The inclusion of refugees in the economies of their host countries depends largely on their ability to move freely. The information available for 109 countries, covering 29 million refugees, indicates that 64 per cent of refugees had access - in law - to free movement in their host country and to choose their place of residence. While 25 per cent had no freedom of movement and choice of residence, 11 per cent had partial access to these rights (Figure 18). The scope of data coverage for 2022 is an improvement from the 2021 data from the first GCR Indicator Report, which covered only 11.2 million refugees.

Notwithstanding laws providing access to work for refugees, the situation in practice was often very different. Administrative and practical restrictions, challenges in recognition of skills and diplomas, as well as employers often having limited awareness of refugees' right to work, made it difficult for refugees to have access in practice to formal employment. In addition, the necessity of permits such as for residence and work, high unemployment rates in many host countries, and refugees' lack of the requisite language skills for the national or global labour market further restricted their access in practice.

Information on 132 countries covering 34.5 million refugees,⁴² showed that only 45 per cent of refugees lived in countries with unrestricted access in practice to formal employment, including wage-earning jobs or self-employment. Among those, an estimated 11.8 million had access to the same workplace protection as nationals, including safe and healthy working conditions, the same salary for the same job in the public sector, non-salary discrimination in the private sector, and protection against child employment. Roughly 61 per cent of refugees lived in countries requiring a work permit to have access in practice

to formal work. For women, household-related responsibilities, lack of affordable care for children or family members, gender roles restricting access to certain types of employment, and lack of information on employment opportunities further hampered their access in practice to formal employment.

Even though the proportion of refugees living in countries with unrestricted access in practice to formal employment remained significantly low, an improvement in refugee access was observed throughout the years, from 18 per cent in 2019, to 38 per cent in 2021 and 45 per cent in 2023. Those figures would benefit from further analysis against national labour force data, where refugees are included, to get a more detailed picture of the daily experiences of refugees compared to host communities.

Figure 19: **Proportion of refugees with unrestricted access in practice to formal employment, 2019-2023**

Refugees and other forcibly displaced persons' access to the labour market and decent work

UNHCR and the International Labour Organization (ILO) have complementary mandates to promote comprehensive durable solutions, including through inclusive and equitable access to decent work for forcibly displaced persons and host communities. UNHCR's engagement is grounded in a normative framework, specifically, the 1951 Convention relating to the Status of Refugees and its 1967 Protocol providing rights to refugees to access employment, join or establish trade unions, benefit from workplace and social protection laws, and have the ability to move freely in the country. ILO's engagement is equally grounded in a comprehensive rights-based framework including a wide range of relevant international labour standards, in particular the [Employment and Decent Work for Peace and Resilience Recommendation](#), 2017 (No. 205), as well as the 2016 [Guiding Principles on the Access of Refugees and Other Forcibly Displaced Persons to the Labour Market](#). The [ILO-UNHCR Joint Action Plan for 2023-2025](#) guides the operationalization of the longstanding partnership in expanding durable solutions through three overarching goals focused on improved governance of access to the labour market and decent work, strengthened implementation of labour rights, and increased opportunities for jobs, skills and lifelong learning, income generation, and living wages.

While the de jure access to employment in host countries is determined by domestic laws and policies, de facto access to decent work is multifaceted. The ILO Framework on the Measurement of Decent Work covers 10 substantive elements around four strategic pillars: (i) employment creation; (ii) social protection; (iii) international labour standards and fundamental principles and rights at work; and (iv) social dialogue and tripartism.⁴³ Monitoring the diversity of access to decent work of refugees is a complex yet essential task requiring strong national ownership and cooperation with workers' and employers' organizations, as well as other stakeholders.

A [review of national policy, legislative, and regulatory frameworks and practice](#) conducted under the multi-agency and multi-country PROSPECTS partnership demonstrated the diversity of contexts and complexity of situations concerning forcibly displaced persons' access to the labour market and decent work. Overall, existing laws and policies across the eight PROSPECTS countries did not fully govern policy areas that inform forcibly displaced persons' practical access to the labour market and decent work. This goes beyond asylum and labour laws that determine non-national workers' access to the formal labour market and includes social security legislation, policies on work permits, residency, business registration processes, and trade union membership, among others. Legal ambiguity and uncertainty around these areas created instances of de facto exclusion even when forcibly displaced persons were recognized under the labour law. In instances where there was refugee-specific legislation, it did not go far enough to ensure full access to the labour market and decent work in practice. ILO and UNHCR will continue to work jointly with governments, social partners, displaced populations, and other world-of-work actors to improve both de jure and de facto access to safe and dignified employment opportunities.

Outcome 2.2: Refugee and host community self-reliance is strengthened

The legal and policy environment for refugee access to education was generally positive.

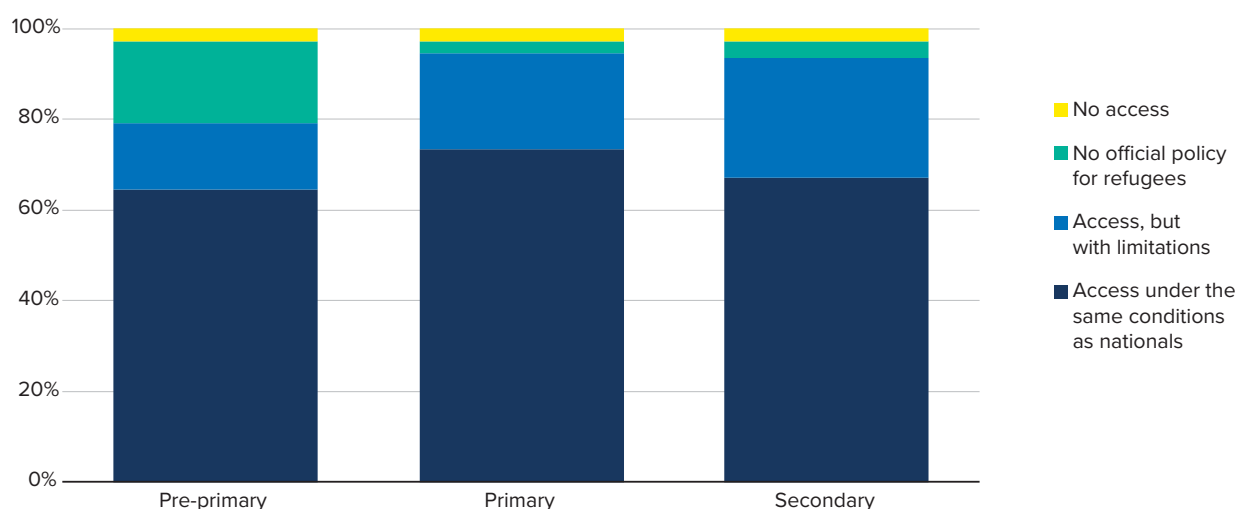
According to UNHCR data from 109 country operations, most countries had laws in place to ensure that refugee children had access to formal education. Specifically, 64 per cent of countries had

legislation that explicitly grants refugee children access to pre-primary education, on par with nationals. Legal access to primary education was available in 73 per cent of countries with available data, while access to secondary education existed in 67 per cent of countries. Refugee children had legal access to education but with limitations in 14 per cent of countries at the pre-primary, 21 per cent at primary, and 26 per cent at the secondary level. In 18 per cent

of countries, there was no official policy regarding refugee children's access to pre-primary education. This percentage decreased to around 3 per cent for primary and secondary education. The absence of legal provisions for pre-primary education for all children, including nationals, may explain why many

countries did not have official policies allowing refugee children to access this level of education. Less than 3 per cent of countries denied refugee children access to these three levels of education (Figure 20).

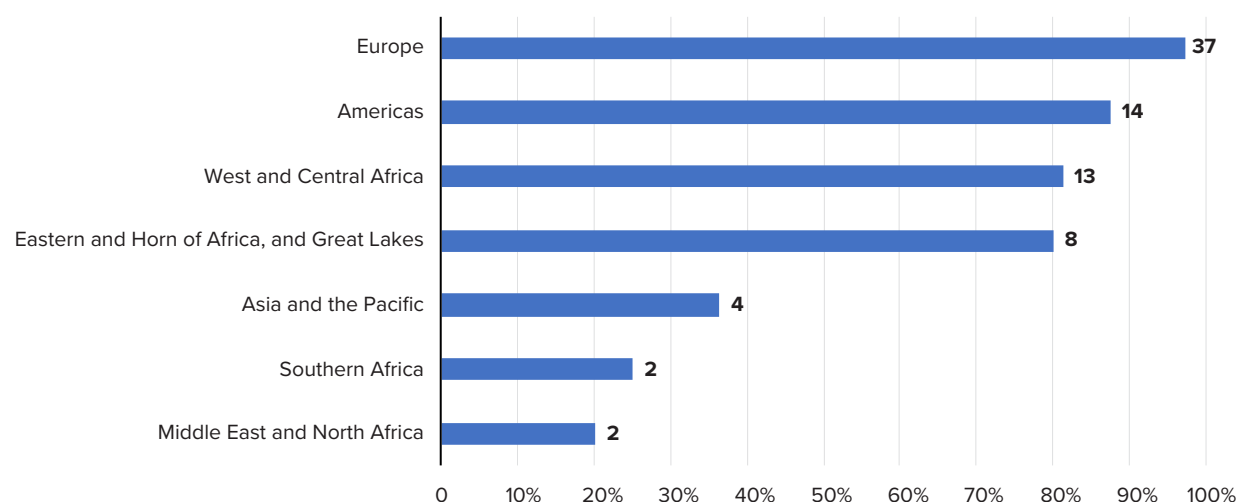
Figure 20: **Pre-primary, primary and secondary education inclusion, 2022**



A breakdown by region shows that Europe had the highest number – and percentage – of countries with positive legislation for primary education access (Figure 21). Out of the 38 reporting countries in Europe, 37 explicitly stated that refugee children had equal access to primary education as nationals.

This is followed by the Americas, where 14 out of 16 reporting countries had legislation providing for equal access to education for refugees and nationals. In the Middle East and North Africa, only two out of 10 countries explicitly stated that refugees had the same access to education as nationals.

Figure 21: **Number and percentage of countries per region that explicitly indicated that refugees could access primary education under the same conditions as nationals, 2022**



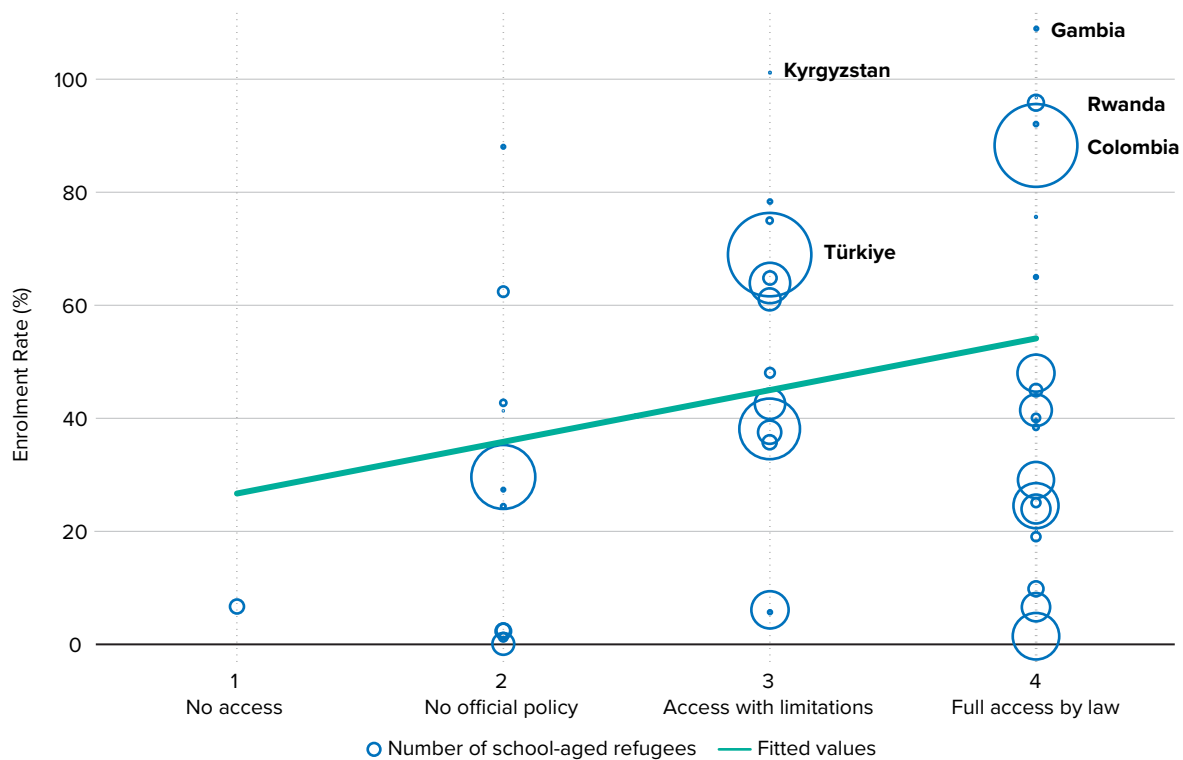
Almost 1 in every 2 primary and secondary school-aged refugees were enrolled in national education systems in 51 countries with data.

According to data from 51 countries, 48 per cent of primary and secondary school-aged refugees were enrolled in national education systems. Data on the enrolment rate of refugee children in national education systems was mostly available where UNHCR or its implementing partners operated parallel education systems, such as camp-based schools. Conversely, in countries with inclusive policies and refugee children enrolled in national schools, few countries could report on refugees' enrolment rate. For example, despite the region having a very favourable policy environment, only one European country provided data for this indicator. Similarly, in the Americas, where the majority of countries had inclusive policies, data was available for only three countries.⁴⁴

A favourable policy environment did not guarantee effective access to schooling due to barriers.

There was a general positive correlation between national policies on inclusive education and refugee enrolment rates. More inclusive national policies in education contributed to higher enrolment rates for refugee children. However, the data showed that most reporting countries had refugee enrolment rates below 50 per cent, despite having favourable policy environments. Many countries among the 51 countries with data, had enrolment rates ranging from one to 30 per cent, despite providing legal access to educational systems (Figure 22). This highlighted that while children had a legal right to access schools, it did not necessarily mean that refugees could do so in practice. To advance in this area, it is crucial to address the main barriers hampering effective access to education, including those related to nationality, legal status, and documentation, enabling refugee children to be enrolled in authorized institutions.

Figure 22: **Primary and secondary education inclusion, 2022**



Moving towards more inclusive education systems in Mauritania and Lebanon

Abdallah is the headmaster of the “Hope” secondary school, which provides courses for out-of-school refugee children and adults in Mbera camp in Mauritania. He is a Malian refugee convinced that inclusion in the national education system is the only solution for the future of young refugees in Mauritania. Refugees have access to public education under the same conditions as nationals in Mauritania. Despite the socio-economic conditions of most refugee households living in urban areas and the presence of a parallel system for children attending school in Mbera camp who follow the Malian curriculum, inclusion into national systems is progressing.

“Inclusion is particularly important in the field of education, as it facilitates access for young refugees to higher education, vocational training, and, above all, employment,” Abdallah reiterated. For him, access to education for nomadic children is a lifetime vocation: he attended school in the Mbera refugee camp in 1991 and now works tirelessly towards seeing all nomadic children enrolled in school.

Because the Malian curriculum followed in the camp is French, Abdallah laments the lack of sufficient Arabic courses. This prevents students from accessing the wide range of subjects offered at Mauritania’s public universities. Many young refugees have turned to private institutions with limited options. While the camp offers only scarce employment opportunities, speaking Arabic is a priority for many employers outside the camp. Mauritania is currently reforming the education sector. It is developing a new 10-year plan that includes refugees and paves the way for increased access, including for camp-based refugees. The government has shown openness to the shift and greater inclusion of refugees in the national education system, a move that has garnered widespread support in the community.



Abdallah headmaster of the “Hope” secondary school, which provides courses for out-of-school refugee children and adults in Mbera camp in Mauritania. © UNHCR/Malika Diagana

In Lebanon, successes in creating inclusive environments are seen in the country through complementary programmes. A six-week summer school in public schools across Lebanon gathered more than 67,000 students. In northern Lebanon alone, 24 per cent of students are Syrian.

One remarkable aspect of the summer schools is that children learn and play together. This fosters long-lasting friendships and bonds that flourish despite nationality, background, and age. This collaborative effort has the potential to create social cohesion and empathy between refugee and Lebanese students, contributing to the development of socio-emotional skills and the effective inclusion of refugee students in schools.

In Tripoli, school administrators and students found the programme to have a tangible impact on the lives of students and a positive influence on student behaviour. Bringing together students from diverse backgrounds is a testament to the power of education in bridging divides. Ms. Fidaa Tabikh, Director of Al Fadila Public School, emphasized the programme's role in helping students connect with their peers: "The lack of recreational activities negatively affected their creativity and self-expression. Now, their behaviour, interactions, and communication have improved."

Ms. Houssami, the school's art teacher, emphasized, "At the beginning of this programme, Syrian students gathered alone, and Lebanese students did so, too. Now, you can see the camaraderie between them all. You can witness the coexistence and that positive communication is prevailing. Most importantly, we no longer hear discriminatory terms!"

Nahla, a 12-year-old Syrian student, and her Lebanese classmate Sondos became close friends in the summer school. The friendship continues even when they are not in the same shifts at school anymore. "We're meeting between the two shifts, sometimes promenading together with the presence of our parents, and chatting via phone," Nahla said.

Parents are also excited about this programme. Nahla's father, Fadi, elaborated on the friendship between his daughter and her Lebanese friend, Sondos. "Nahla is very sociable, and she and Sondos are inseparable! I am incredibly happy to see her mingle with friends from diverse backgrounds!"

The memory of this school lives on in the stories of students who have found friends, inspiration, and a renewed sense of unity within these learning environments. The summer school, implemented by UNHCR, education partners, and the Ministry of Education and Higher Education, continues to be a beacon of hope for building a more harmonious and inclusive society.

The COVID-19 pandemic was linked to the first increase in poverty in the past thirty years, with refugees, particularly children, disproportionately affected.

The COVID-19 pandemic, climate-related disasters, the war in Ukraine, and the resulting economic pressures had enduring negative impacts on poverty alleviation efforts. The latest Sustainable Development Goals (SDGs) report shows that as a result of the pandemic and other pressures, the world experienced the first increase in poverty in the past 30 years. The world's poorest individuals suffered the most severe consequences. The United Nations estimates that 670 million people, or 8.4 per cent of the global population, may be living in extreme poverty.⁴⁵ The negative impacts disproportionately affected vulnerable groups, such as refugees. Reducing poverty for vulnerable groups, including refugees, is necessary to achieve the SDGs and targets, including improving health, food security, education, and gender equality, among others.

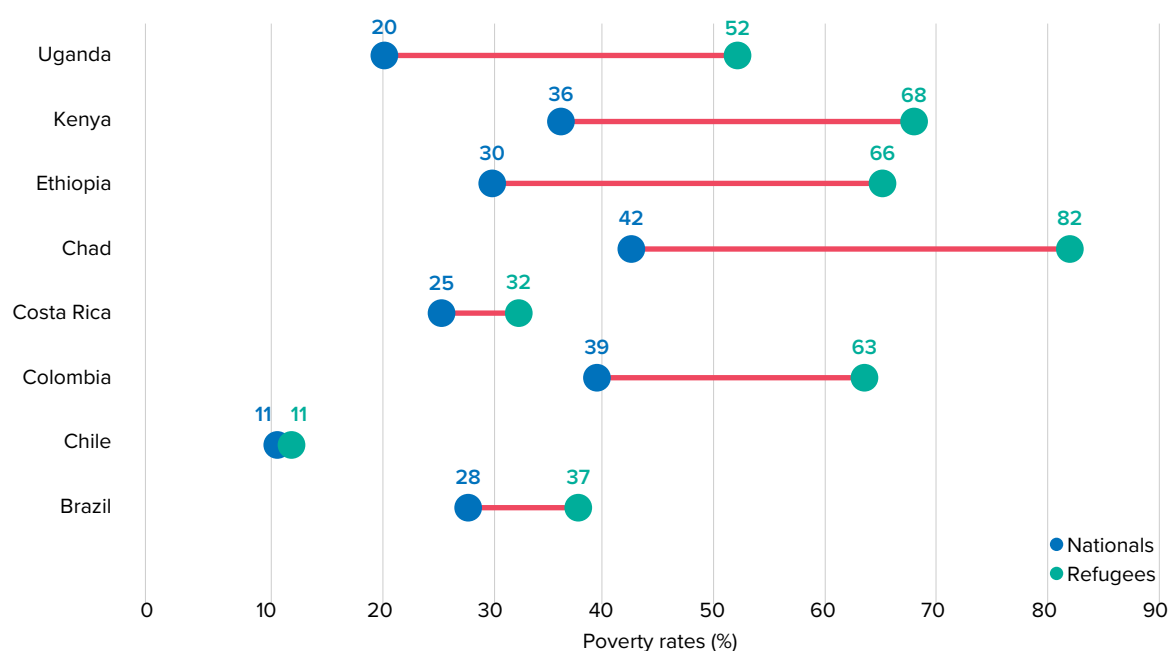
Evidence showed that refugee children experienced higher poverty rates compared to children worldwide. The United Nations Children's Fund (UNICEF) estimates that children worldwide are twice as likely to live in poverty than adults.⁴⁶ A recent study shows that refugee children were up to three times more likely to be poor than adults, while as many as two out of three are extremely poor in Kenya and Uganda.⁴⁷ After adjusting for age and

gender differences in consumption requirements, the poverty rates for refugee children ranged from 39 per cent in Kenya's Kalobeyei refugee settlement to 59 per cent and 69 per cent in the West Nile and South-West Uganda, respectively. The local communities hosting refugees in West Nile in Uganda had a child poverty rate of 27 per cent, while in Kalobeyei, it was 54 per cent, and in South-West Uganda 66 per cent. According to recent estimates from UNHCR, children made up to 41 per cent of all refugees by the end of 2022. It is crucial to address poverty among refugee children urgently to ensure the health and well-being of all children are met and reduce poverty for the next generation.

Where data was available, refugee populations tended to experience higher poverty rates than the nationals.

Displaced individuals consistently experienced higher poverty rates than the nationals (Figure 23). The likelihood of refugees being poor compared to nationals varied from five per cent in Chile to 120 per cent in Ethiopia. The data showed that refugees tended to be disproportionately affected by poverty and thus required dedicated support. Many refugees had specific vulnerabilities that distinguished them from other populations experiencing poverty. They had lost assets and experienced trauma, while their challenges were further exacerbated by their limited rights, limited access to opportunities, and short-term planning horizon.⁴⁸

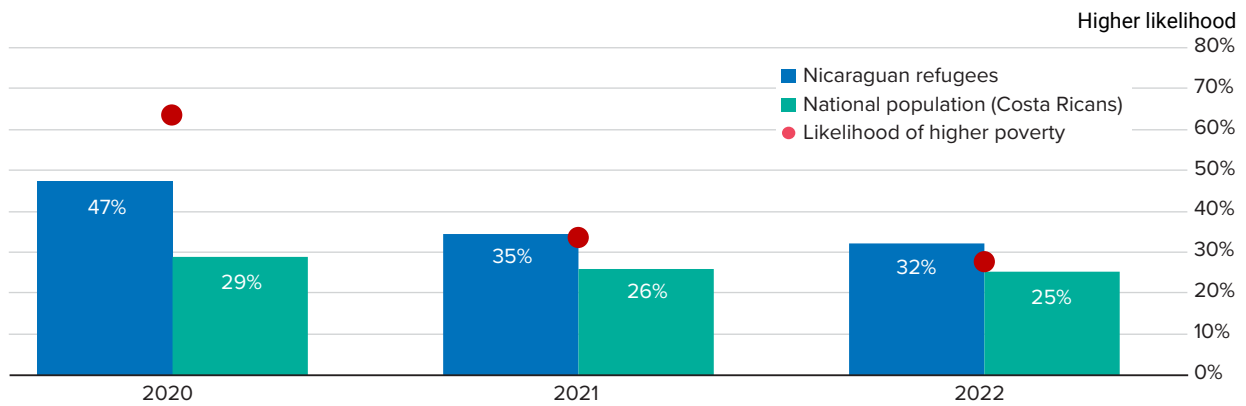
Figure 23: **Comparative poverty rates, 2018-2022**



The evidence to date showed that refugees who lived in countries with less restrictions to access work – such as Brazil, Chile, Colombia, and Costa Rica – had lower poverty rates compared to other refugees living in countries with more restrictive access to employment. In Costa Rica, refugees from Nicaragua

experienced a significant drop in their poverty rate, from 47.3 per cent in 2020 to 32.2 per cent in 2022, as a result of general economic improvements resulting from the end of the COVID-19 pandemic, and by the end of 2022 their poverty rate was about 1.3 times higher than that of nationals.

Figure 24: **Comparative poverty rates for Nicaraguan refugees in Costa Rica, 2020-2022**



The latest global analysis of poverty trends by the World Bank showed that in high-income countries, fiscal policies were able to fully offset the impact of COVID-19 on poverty. However, the ability of fiscal policy to protect welfare during crises was limited in low-income countries and offset barely a quarter of the impact in low-income and lower-middle-income countries. With over three-quarters of refugees living in low- and middle-income countries, despite

UNHCR rapidly expanding cash to just under USD 1 billion in 2022,⁴⁹ spending on social protection and assistance in refugee-hosting countries remained inadequate. Enabling refugees’ access to the formal labour market and expanding direct transfers to refugee households is essential to redress the disproportionate impact of poverty on refugee households, especially children.

OBJECTIVE 3: Expand Access to Third Country Solutions



Mural and “Foundstrument Soundstrument” interactive musical sculpture created in 2018 on the wall of a local school. It was made by Syrian refugee artists and children alongside host community artists and children in Akkar, Lebanon. The portrait is of a local teacher, and the children painted their dreams for the future. The recycled materials used were collected during a community cleanup.

© Artolution, German Corporation for International Cooperation (GIZ), Qudra, Jordan Ministry of Education

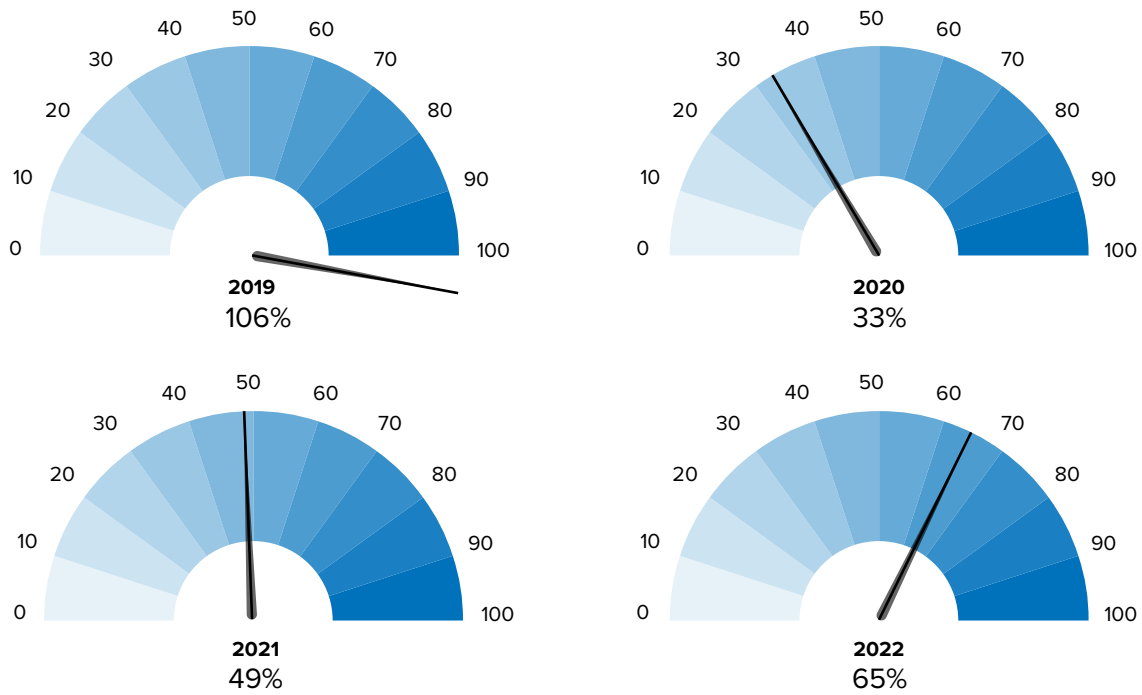
Outcome 3.1: Refugees in need have access to resettlement opportunities in an increasing number of countries

Resettlement departures rebounded in 2022, but not at the pace needed to be on track to meet Roadmap target.

The [Three-Year Strategy on Resettlement and Complementary Pathways and its next phase, Roadmap 2030](#) set the global target for admissions of UNHCR-referred refugees to 60,000 people for 2019 with an incremental increase of 10,000 per year. In 2019, the target was surpassed, but departures dropped significantly (22,800) primarily due to the outbreak of the COVID-19 pandemic in 2020, with travel restrictions and border closures affecting the number of refugees admitted through resettlement.

By the end of 2021, fewer than 40,000 refugees moved safely to a new country. This represented less than 50 per cent of the 80,000 target. The 58,500 departures for 2022 marked a significant increase compared to 2021, which represented 65 per cent of the 2022 target of 90,000 (Figure 25).⁵⁰ As of July 2023, more than 43,600 refugees departed on resettlement. UNHCR has referred more than 112,000 refugees for resettlement in 2023 (January-September), almost 80 per cent of whom were women and children. Of the total cases submitted by UNHCR, 42 per cent were referred for legal and physical protection needs, 23 per cent were survivors of violence and torture, and 22 per cent were women, children, or adolescents at risk. Resettlement continues to serve as a fundamental durable solution and protection tool to respond to the needs of vulnerable refugees and must grow.

Figure 25: **Percentage of the target reached in the number of UNHCR-assisted resettlement departures, 2019-2022**

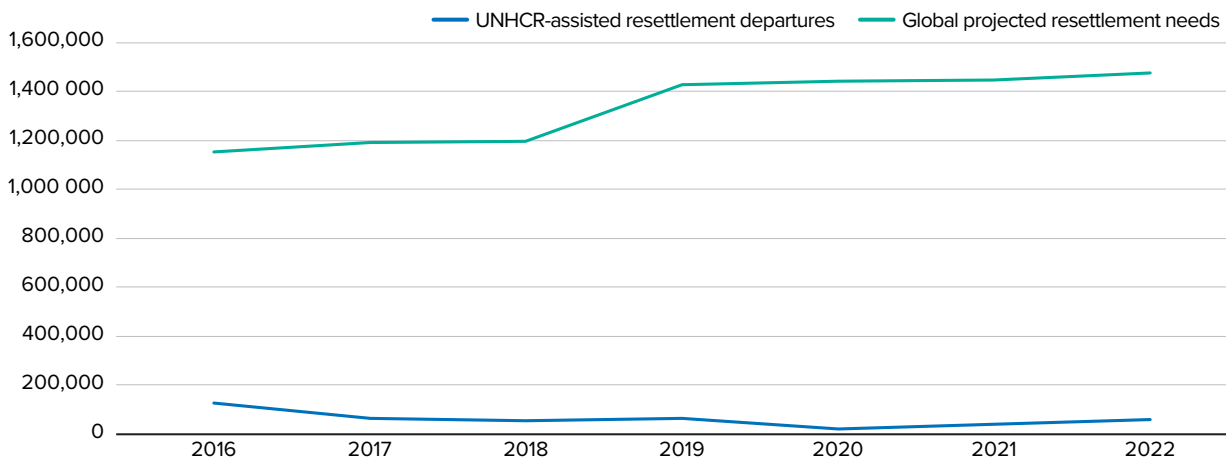


The gap between needs and departures continued to grow, with 91 per cent of the refugees assisted by UNHCR resettled to only 10 countries.

Despite the increase in resettlement quotas by a few States in 2022, departures remained far below the 1.5 million refugees in need of resettlement. In fact, only almost four per cent of refugees in need were able to depart to a third country in 2022. This percentage marked an improvement compared to 2021, where just over one per cent of those in

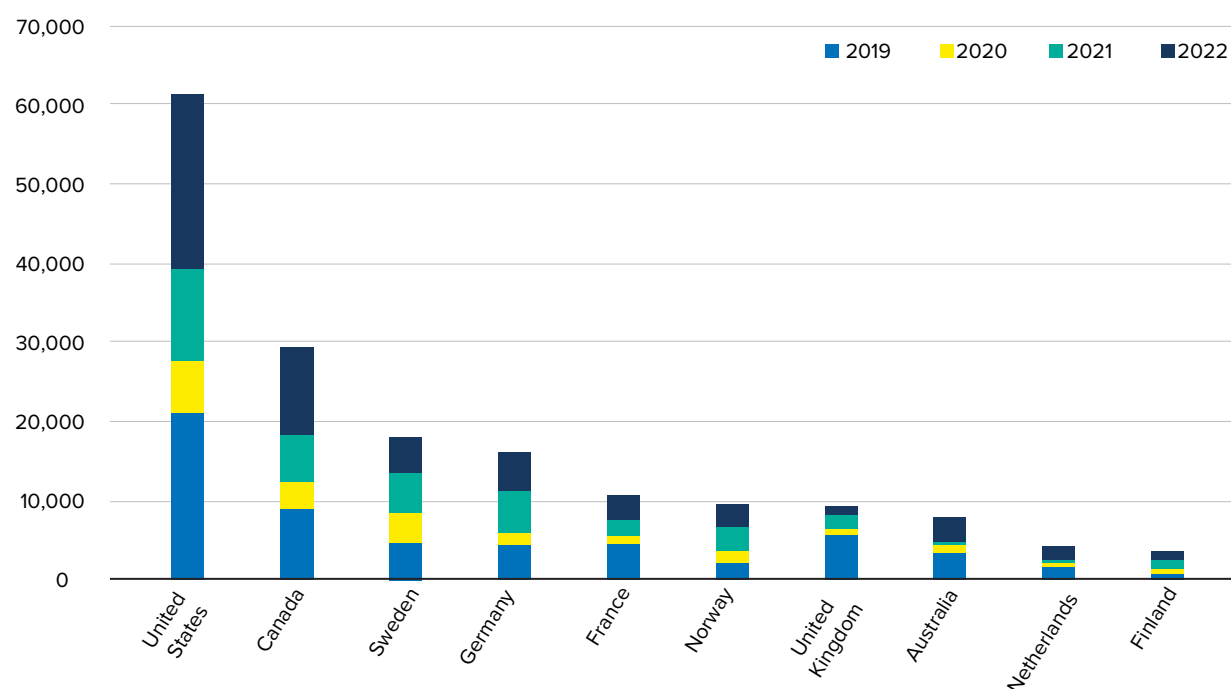
need were resettled, though not quite catching up to 2016 levels where some 11 per cent of refugees in need were resettled. Despite a remarkable increase in submissions, with 93 UNHCR operations submitting close to 116,500 refugees to 25 States for consideration, 2022 departures remained low. This was partially related to strained reception capacities in Europe as a result of the crisis in Ukraine significantly affecting the expansion of third-country solutions and diverting existing structures to respond to emergencies (Figure 26).

Figure 26: **Number of identified resettlement needs against actual UNHCR-assisted resettlement departures, 2016-2022**



From 2019 until the end of 2022, the top 10 resettlement countries accounted for 91 per cent of

the 102,300 departures recorded by UNHCR (Figure 27).

Figure 27: **Top 10 resettlement States by UNHCR-assisted departures, 2019-2022**

Multi-year commitments and coordinated advocacy remain essential if we are to meet Roadmap 2030 objectives.

Following an increase in the number of States engaging in resettlement programming in 2016 and 2017, when 35 countries accepted referrals for resettlement, the number steadily decreased. The 2022 number was still far from the Roadmap 2030 objective of 50 countries having resettlement and complementary pathways programmes by 2030. There is a continued need for multi-year planning and funding to support a sustainable and coordinated global resettlement response. This will ensure the necessary support for resettlement case processing and help maintain reception and integration capacity in receiving States, particularly when reception capacities become stretched.

To expand the number of resettlement States, coordinated advocacy efforts are necessary to encourage new countries, civil society actors, and receiving communities to engage in resettlement activities and ensure that existing resettlement programmes are sustained and scaled up.

Outcome 3.2 Refugees have access to complementary pathways for admission to third countries

Complementary pathways are regular migration pathways with refugee-specific flexibilities to access work, study, and other opportunities outside their countries of origin or asylum. They allow refugees to obtain work, study, or reunite with family like any other person wishing to migrate, but they consider a refugee's need for protection and the limitations their refugee situation entails. They also offer the opportunity to find protection and solutions via named sponsorship and humanitarian admissions based on the individuals' specific needs rather than their skills and aptitudes. Complementary pathways are additional and separate from UNHCR-assisted resettlement programmes. The umbrella term also includes family reunification, which is the only rights-based pathway that is additional to resettlement and specific to refugees.

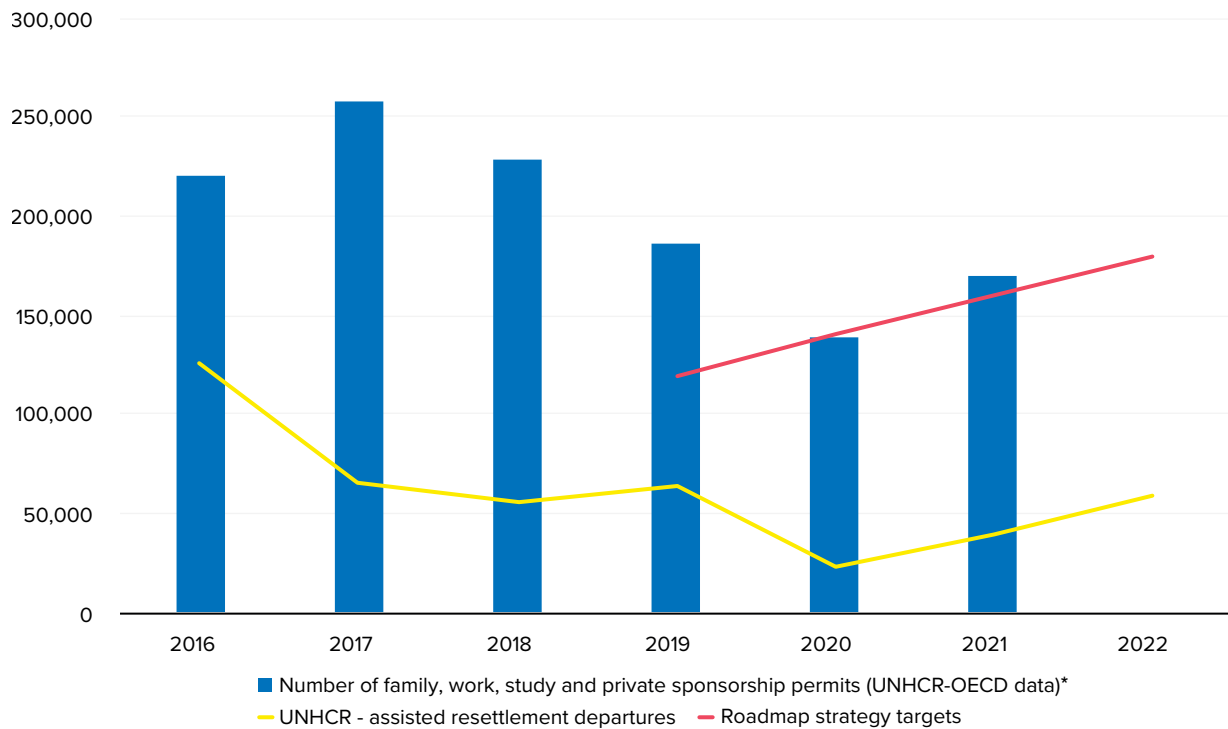
Over 1.2 million refugees were able to access complementary pathways from 2016 to 2021.

During 2016-2021, almost 1.1 million individuals from Afghanistan, Eritrea, the Islamic Republic of Iran, Iraq, Somalia, the Syrian Arab Republic, and Venezuela (Bolivarian Republic of) received first-time entry permits to OECD countries and Brazil for study, work, or family-related purposes. Some 107,000 were also

granted named sponsorship permits, bringing the total number to 1.2 million in six years. The number of permits peaked in 2017, when 257,340 permits were made available. Since then, the number of permits declined, with an even sharper decrease in 2020 amidst the COVID-19 pandemic. Although the number rose to 170,400 permits in 2021, it remained lower than those issued in 2017. Only preliminary

data is available for 2022, and the complete data will be available by the end of 2023 (Figure 28). The number of countries offering safe admission and stay options through complementary pathways remained stable from 2016 (38) to 2021(36). However, data coverage remains limited to the OECD countries and Brazil and to only seven nationalities.

Figure 28: **Indicative admissions through complementary pathways and progress against strategy targets (cumulative), 2016-2021**



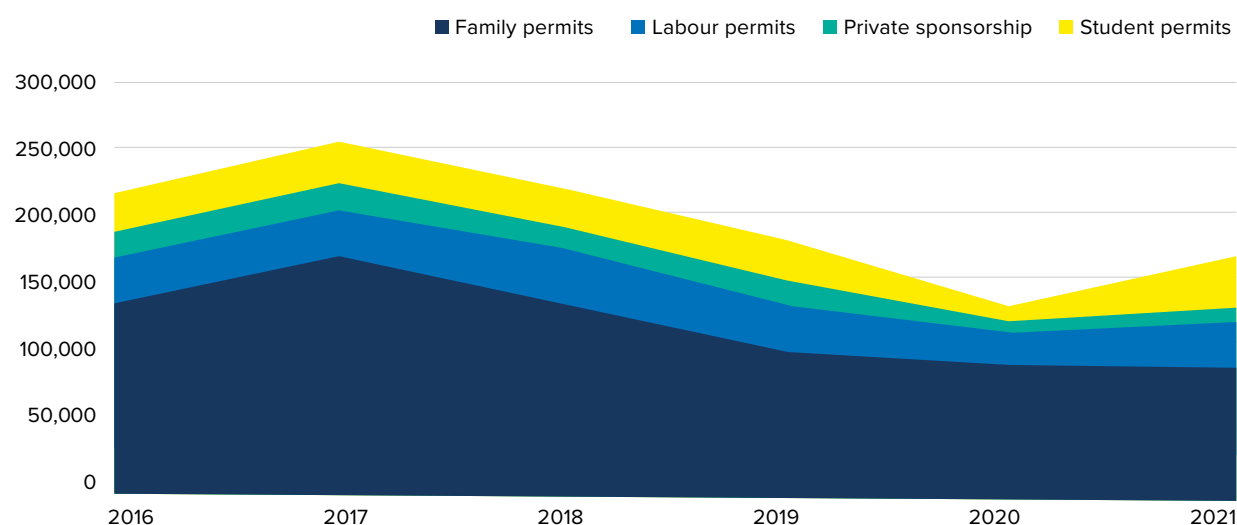
* Data collected by OECD and UNHCR in the frame of the “Safe Pathways for Refugees” report covering first-time permits to family, work, study, and private sponsorship issued for nationals of Afghanistan, Eritrea, Islamic Republic of Iran, Iraq, Somalia, Syrian Arab Republic, and Venezuela (Bolivarian Republic of). Iceland did not report cases for 2020-2021, and Chile did not report any cases for 2021. Data for 2022 will be updated accordingly in the [OECD-UNHCR Safe Pathways for Refugees Dashboard](#) when available.

Close to two-thirds of all safe regular pathway admissions were family permits.

Family permits comprised almost 65 per cent of all permits reported for the seven refugee populations from 2016 to 2021. The number of family permits peaked in 2017 (176,600), returning to its 2015 level by 2019 (107,200), and reaching a low in 2020 (95,600). In 2021, family permits slightly increased, with around 98,000 family permits issued. Study and work-related permits amounted approximately to 156,000 and 168,000 permits during the same period (making up 13 and 14 per cent of total permits each). Private sponsorship permits were the smallest

category, representing eight per cent. Although family permits remained the most prevalent type, the relative importance of study and work permits had grown since 2017. In 2021, the number of study permits (32,300) rose by 135 per cent and by 25 per cent compared to 2020 (13,700) and 2019 (25,800), respectively. Work permits (28,700) issued to the seven nationalities increased by about one-third compared to 2020 (21,400), but showed a decrease (13 per cent) compared to 2019 (32,400). In 2021, the work permits issued to the seven nationalities amounted to four per cent of the total number of work permits granted by OECD countries and Brazil (Figure 29).

Figure 29: Number of permits issued, by type, 2016-2021

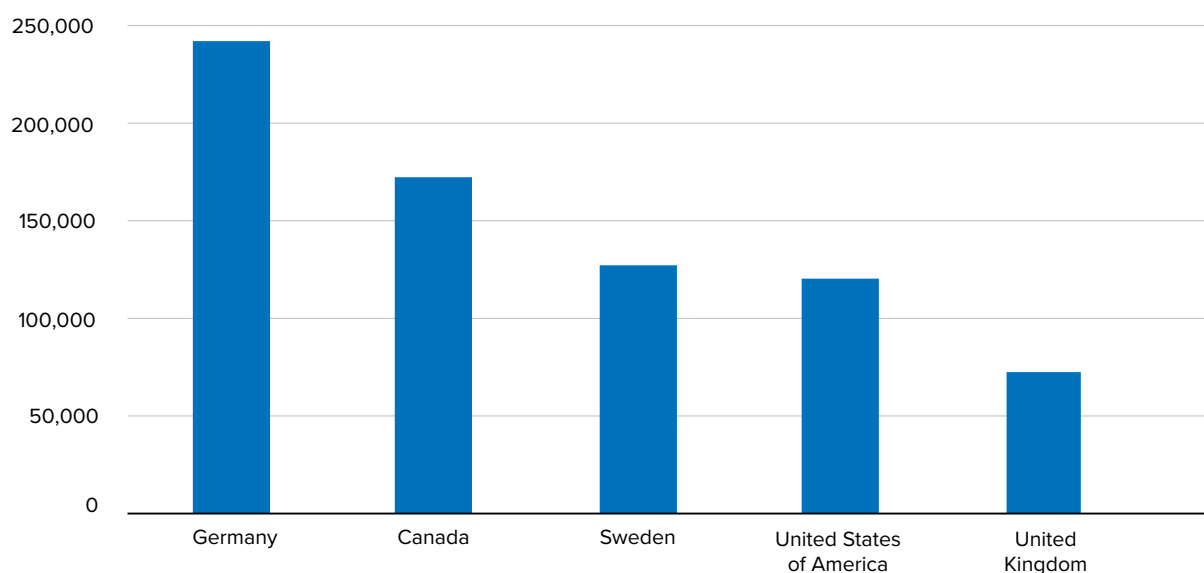


Approximately 60 per cent of the reported first-time entry permits between 2016-2021 were granted by the top five countries of destination.

Germany, Canada, Sweden, the United States of America, and the United Kingdom of Great Britain and Northern Ireland issued half of the total number of first-time permits for work, study, private sponsorship, and family purposes from 2016 to 2021. During that period, Germany issued 242,500 permits to the seven nationalities in OECD countries and Brazil, the vast majority of which (219,300 permits) were for family reasons. Canada, second amongst the top destination countries, represented 20 per cent (34,100 permits) of all new permits issued in 2021, of which close to 9,300 were private

sponsorship permits. Sweden was the third top destination country from 2016 to 2021, but its permit numbers decreased. Its primary permit type (family permits) reduced from around 26,000 in 2017 to 11,200 in 2021, and the number of work and study permits stayed the same. The United States of America issued almost 120,300 permits from 2016 to 2021, with an increase in study permits in 2021 (4,200 compared to 1,600 in the previous year). The United Kingdom of Great Britain and Northern Ireland granted 72,200 permits for work, family, or study reasons. In 2021, study permits rose to their highest number during the reporting period, with roughly 3,700 study permits issued (Figure 30).⁵¹

Figure 30: Top five countries (OECD and Brazil) issuing family, work, study, and private sponsorship permits to seven nationalities, 2016-2021 (cumulative)



Higher education is my biggest dream, and by pursuing it, I hope to make a positive impact on my community.

Born in Bangladesh, Farhana moved to Myanmar at a young age together with her parents and eight siblings. In 2013, ongoing conflict in the country forced the family to flee as refugees. Initially, they attempted to settle back in Bangladesh, but due to limited study opportunities and the need for proper documentation, Farhana's parents decided to go to India for a better future. "One day, my parents met a person who was helping Rohingya students in Hyderabad and decided to send me and my siblings there to continue our studies," she said. Adapting to the residential high school was challenging, as Farhana did not speak Hindi or English. "I could not give up, as I had already lost one year of education, so I worked hard to cope," she said. In 2019, after completing the tenth grade, she had to leave the school due to documentation issues, and only managed to take her exams in another local school thanks to the support of the school's principal.



Farhana, a Duolingo scholar at the University of British Columbia in Canada. © Duolingo/Yush Bandi

Farhana has always wanted to work for the Indian Police or Administrative Service but could not take the relevant exams as a Rohingya refugee. Nonetheless, Farhana kept dreaming big. When looking at other fields of study, she discovered political science. “I was fascinated by this field and felt it resonated with my passion for community work and my desire to make a difference,” she said. “My parents taught me that true heroism lies in helping those in need, and as part of the Rohingya community, I knew that there are many people who need urgent help.” With Malala as her role model, Farhana has been advocating for better education for all and has been serving as a child champion, youth leader, and Ashoka Young Changemaker, and got involved in initiatives such as YuWaah (Generation Unlimited) UNICEF.

Farhana found out about the Duolingo programme from a message on her father’s phone one day before the deadline. “I filled out the application form and submitted my application quickly; fortunately, I was among the selected students.” After being accepted as a scholar, Farhana needed to submit university applications. “I applied to six universities abroad and received four scholarships in the United States of America and one from the University of British Columbia in Canada, where I will be studying”, she shared enthusiastically.

“The application process took several months and was not easy for me,” stated Farhana. As she did not own a laptop or mobile phone, she struggled to complete the applications. She also had to improve her English and typing skills to increase her chances of receiving a scholarship. “It was only thanks to Duolingo’s support and to my mentor, Laura, that I managed to improve significantly on all these,” she underscored.

To be able to study abroad, Farhana was issued a non-immigrant visa and Single Journey Travel Document by Canada for her travel and studies. Studying abroad is incredibly meaningful for Farhana’s journey. “As a refugee, I couldn’t apply for higher education where I was living. Studying abroad is a dream come true for me but also for my family. This opportunity will change my life and future, and it will also motivate other girls in my community,” she added. In September 2023, she finally flew to Canada to start her studies.

To Farhana, there need to be more opportunities like this. “Scholarships and programmes specifically designed for refugee students can make a real difference. Simple and accessible application processes, along with mentorship, can help overcome the disproportionate challenges refugees face when looking to study abroad.”

Farhana has a clear message to other refugee students: “Be confident in your abilities and always remember that you are capable of overcoming every challenge that comes your way.”

OBJECTIVE 4: Support conditions in countries of origin for return in safety and dignity



Mural created by Congolese and South Sudanese refugees and host community artists and children to advocate for peaceful coexistence between the different communities regardless of religion, language, and cultural tradition.
© Artolution, CRS, UNHCR Uganda, and Office of the Prime Minister of Uganda

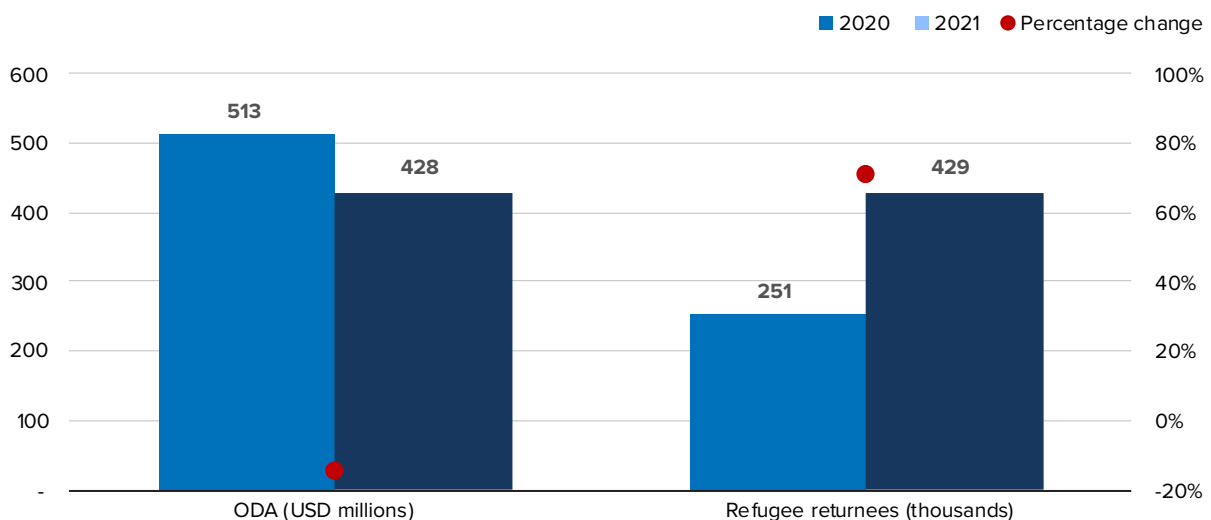
Outcome 1: Resources are made available to support the sustainable reintegration of returning refugees by an increasing number of donors

ODA provided in support of refugee returnees in countries of origin decreased

According to the OECD survey on development finance for refugee situations in low- and middle-income countries, donors contributed a total of USD 941 million in ODA to support refugee returnees in their countries of origin between 2020 (USD 513 million) and 2021 (USD 428 million). The 17 per

cent decrease between 2020 and 2021 did not coincide with the increase in the number of refugee returnees recorded during the same period. From 251,000 in 2020 to 429,200 in 2021, the number of refugees who returned in conditions of safety and dignity increased by 71 per cent in these two years (Figure 31). The amount of bilateral ODA for refugee returnees in their countries accounted for 3.6 per cent of all bilateral ODA to refugee situations over the two years. The decreasing trend should be interpreted with caution since data are only available for two years.

Figure 31: Volume of ODA for the benefit of refugee returnees in the ODA recipient country of origin (USD disbursements in 2021 constant prices) and number of refugee returnees, 2020-2021

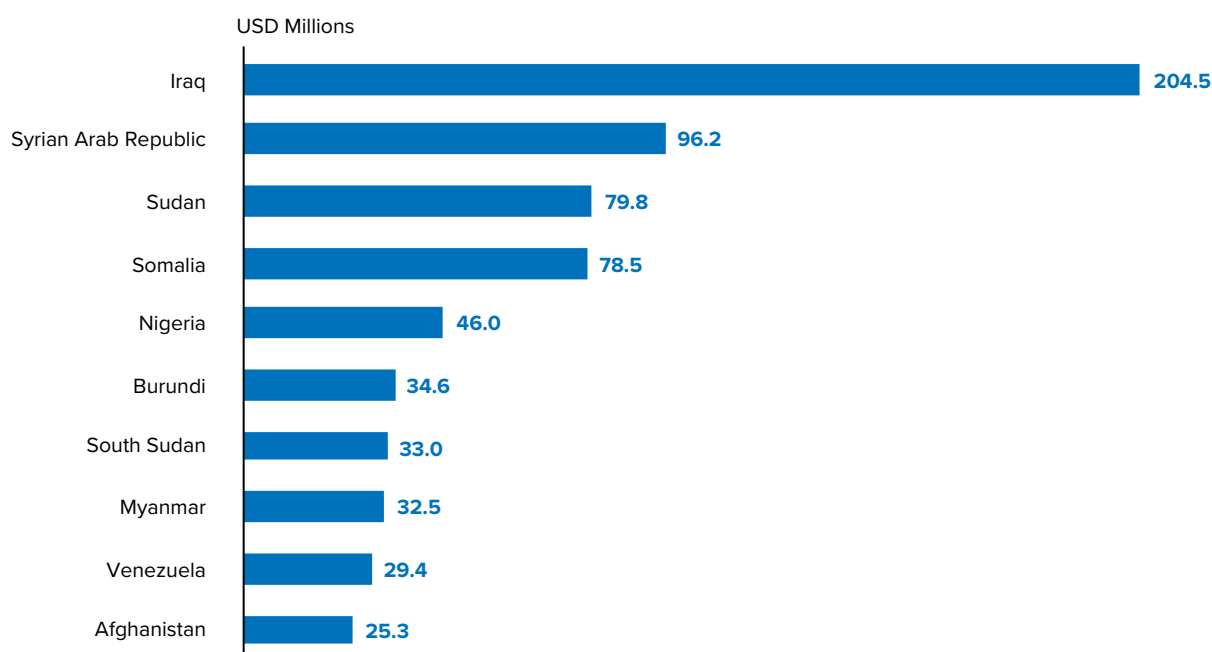


The largest countries of return were among the top recipients of bilateral ODA for the benefit of refugee returnees.

Most of the top countries of return between 2020 and 2021 were among the top recipients of ODA (Figure 32) for countries of origin. These countries included South Sudan, Burundi, the Syrian Arab

Republic, and Nigeria. The countries in the top countries of return but not in the top 10 recipients of ODA were Côte d'Ivoire and Cameroon. Conversely, Iraq, Somalia, Myanmar, Venezuela (Bolivarian Republic of), and Afghanistan were among the top recipients of ODA to countries of origin, but not among the top countries of return.

Figure 32: **Top 10 recipients of bilateral ODA to countries of origin, as reported by donors, 2020-2021 (USD disbursements in 2021 constant prices, cumulative)**



Countries of return had fewer donors than refugee-hosting countries.

The number of donors reported by the OECD survey supporting countries of return was lower than for refugee-hosting countries. There were 32 donors for countries of return and 48 for refugee-hosting countries in 2020-2021. While this is consistent with the lower volume of bilateral ODA received, it may also indicate there is greater scope for broadening the base of support for sustainable return and integration in countries of origin.

Outcome 2: Refugees are able to return and reintegrate socially and economically

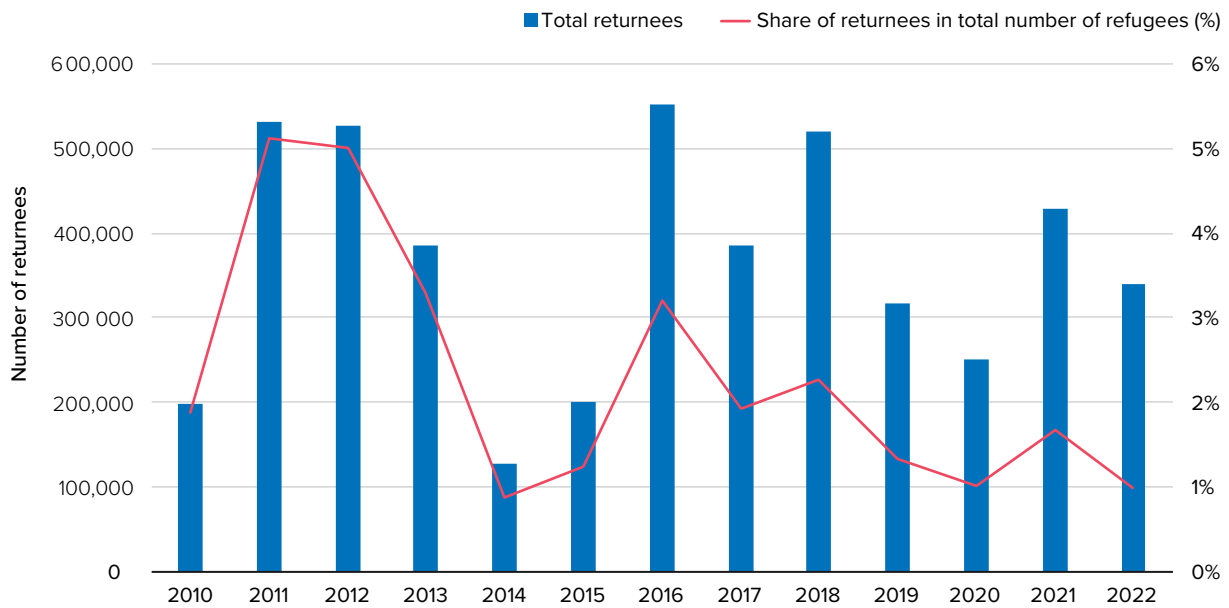
There was a downward trend in the share of refugee returnees as part of the total number of refugees since 2016.

Since 2016, the number of refugee returnees decreased. Less than one per cent of refugees

were able to return to their country of origin in 2022 compared to three per cent in 2016 (Figure 33). The share of returnees as part of the total number of refugees in 2022 was even lower than 2020, when returns were hampered by the COVID-19 pandemic due to border closures and suspensions of voluntary repatriation.

With more people becoming displaced and fewer able to return, 67 per cent were living in a protracted refugee situation in 2022.⁵² The most common obstacles to return included failure to address root causes and inequalities, fragile or faltering peace processes, continuing insecurity, limited or unavailable service provision, lack of viable livelihood opportunities, and destruction and confiscation of housing, land, and property. While countries of origin are primarily responsible for addressing root causes and creating conditions for return, their ability to do so is closely tied to receiving meaningful international support and engagement.

Figure 33: **Number of total returnees and share of returnees in total number of refugees, 2010-2022**

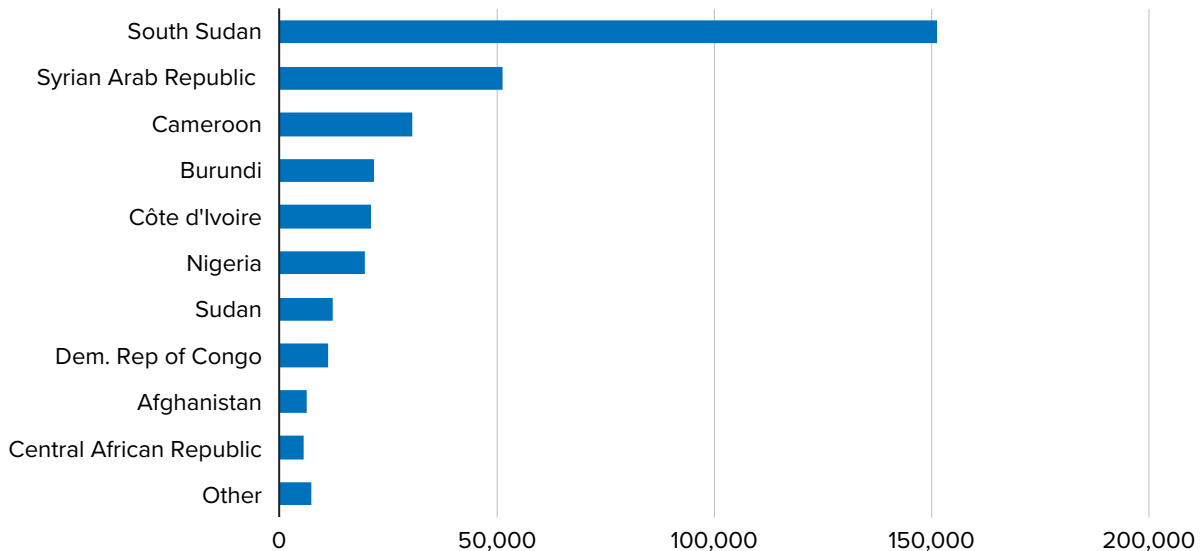


While refugee returns dropped in 2022, there were significant returns of refugees to South Sudan, the Syrian Arab Republic, Cameroon, Burundi, and Côte d'Ivoire.

Republic, and Afghanistan. In 2022, South Sudan was the top country of return. While there were fewer registered refugee returns in 2022 than in the previous year, 339,300 refugees voluntarily returned to 38 countries of origin (Figure 34).

The top three countries of refugee return between 2016 and 2022 were South Sudan, the Syrian Arab

Figure 34: **Top ten countries of refugee return, 2022**



Refugees from South Sudan constituted the largest group of returnees in 2022, with 151,300 returning primarily from Uganda (75,600), the Sudan (48,900), and Ethiopia (23,400). Returns from South Sudan remained challenging to verify, as they tended to be self-organized, pendular, and to areas difficult to access. Returns to the Syrian Arab Republic were

also self-organized or organized by host countries or other actors. Over half a million Syrians returned to their country between 2016 and 2022 from Egypt, Iraq, Jordan, Lebanon, and Türkiye. In 2022, 51,300 refugees from Syrian returned, 46 per cent fewer than in 2019. In the Syrian Arab Republic, UNHCR and its partners provide returning refugees and other

vulnerable people with humanitarian assistance and other services through a network of community centres while pursuing a dialogue with the Syrian Government and other stakeholders to address obstacles to voluntary and sustainable return and reintegration.

Other notable returns during the year included Cameroonian refugees returning from Chad (30,800), Burundian refugees returning from Uganda (10,100), and Ivorian refugees returning from Liberia (12,900). In Burundi, monitoring conducted by UNHCR and partners in return destinations indicated a low capacity of returnees to access essential social services, which made some refugees reluctant to return. In Côte d'Ivoire, an updated [Regional Roadmap for Comprehensive Solutions for Ivorian Refugees](#) was launched in 2021 to find a durable solution for every Ivorian refugee and bring closure to the situation by the end of 2022.

The Venezuelan authorities reported that since September 2018, over 30,000 other people in need of international protection returned to their country under a government-organized return plan called “Plan Vuelta a la Patria”. Overall, including self-organized returns, some 300,000 Venezuelans were reported by the Venezuelan authorities as returning to their country by the end of 2022.

Outcome 2: Refugees are able to return and reintegrate socially and economically

Data on legal identity remained largely unavailable.

A legal identity is essential to enjoying rights and enabling access to basic services and opportunities. The lack thereof is often a cause and effect of displacement and statelessness. The SDGs also highlight the importance of providing a legal identity, including birth registration, for all as fundamental to promoting peaceful and inclusive societies.

Based on 2022 UNHCR return monitoring, 68 per cent of adult refugee returnees in Burundi had a national identity document, and 63 per cent of returnee children had a birth certificate, compared to 48 per cent in 2021. Refugees reported that the costs of accessing identity documents upon return were a barrier, and a family booklet or a birth certificate was sufficient for them. In Rwanda, access to documentation and legal credentials for returnees stood at nearly 90 per cent. This was primarily the result of the concerted efforts by the Government

to systematically register all refugees aged 16 and above returning to Rwanda to facilitate the issuance of identity documents. Rwanda also has high birth registration, with 99 per cent of children under five years, displaced and host communities, including returnees, having their births registered by the civil authorities. In Somalia, significant efforts by the Government to improve the issuance of identity documents, including minimizing costs, led to 58 per cent of refugee returnees possessing documentation and legal credentials. Lack of documentation and legal credentials is a broader challenge in Somalia, where due to conflict and fragility, it remains challenging to build civil registration services in the country.

In Mali, about 84 per cent of the interviewed refugees returning from Burkina Faso, Mauritania, and the Niger had at least one type of identity document or legal credential. Children born in the country of asylum, whose births were not recorded, received assistance upon return to Mali to obtain birth certificates and register their birth through a judicial procedure (jugement supplétif). In 2022, nearly 550 school-aged returnee children were assisted to record and subsequently register their births.

Based on the data from [UNHCR's Regional Perception and Intention Surveys 2023](#), 92 per cent of refugees from the Syrian Arab Republic residing in Egypt, Iraq, Lebanon, and Jordan possessed at least one valid document. Access to birth documents for Syrian children born in host countries improved significantly, with 35 per cent of Syrian children born in Türkiye, Lebanon, Jordan, Iraq, and Egypt not having any such documents in 2012, and less than five per cent lacking any birth documents in recent years. In South Sudan, under four per cent of returnees possessed documentation and legal credentials. Access to civil documentation was slightly higher for South Sudanese refugees returning from Sudan, Uganda, and Ethiopia compared to those returning from Kenya, the Democratic Republic of the Congo, and Central African Republic. Access to civil documentation remains a challenge in South Sudan due to a variety of factors that include the country's complex political and fragile context, subsequent limited government capacity to issue civil documents, and the costs and the administrative requirements to request a nationality certificate that in practice works as the national identity card.



Elodie Guei Sahe returned home to Bably-Vaya in the west of Côte d'Ivoire in 2020. In collaboration with four other women returnees, she opened her hair salon called "Seatizi", which means "the time of suffering is over" in the local language. © UNHCR

The time of suffering is over.

Elodie Guei Sahe is a dynamic mother of three and full of life. The 36-year-old returned home to Bably-Vaya in the west of Côte d'Ivoire in 2020. In collaboration with four other women returnees, she opened her hair salon called "Seatizi", which means "the time of suffering is over" in the local language.

Elodie left Côte d'Ivoire in 2011 because of the political crisis that plunged the country into civil war. "When the war started, we heard gunshots and saw people fleeing, so we also fled," she says. With harrowing stories of death, Elodie and her family left almost all their belongings behind. She walked for two days together with her husband and young children before reaching the border with Liberia.

Elodie is amongst the thousands of Ivorians who returned home to rebuild their lives following the restoration of peace in the country. "We are very thankful to the UNHCR for all they have done for us when we fled and became refugees, during our refuge, our repatriation, and when we finally returned home," she said.

Before fleeing, Elodie started to develop her passion for braiding hair. "I never went to school, but when I saw my mother braiding hair, I developed interest in it and later acquired some training and started the trade, but everything changed with the outbreak of the war," she explained.

"Language was one of the challenges we faced, as Ivorians speak French, while Liberians speak English. However, in the village where we stayed, people spoke Guere, which is also the local language spoken in the border areas of Côte d'Ivoire. Life was not easy for us as refugees," she said.

Elodie returned to Bably-Vaya in 2020 to start afresh. "When the time came to return to Côte d'Ivoire, my husband and I were very hesitant because we didn't know what to expect. But knowing that we couldn't stay in Liberia indefinitely, we put aside our doubts and decided to return," she explained. In 2022, Elodie and her fellow returnee women received a grant that helped them to construct the hair salon and buy the necessary equipment and materials. With customers both near and far, Elodie and her fellow returnees are happy that they are now able to support their families in the running of their homes. The proceeds from the business are divided into three. "We save one-third, we use some to buy materials, and we share the rest among ourselves at the end of every month. Truly, our suffering is over," she said.



*The image of the shared “mansaf” dish in the mural was chosen by Jordanian and Syrian children as an example of shared traditions that build relationships and meaningful connections. Students from Zarqa, Jordan, collaborated in 2019 with local artists to paint their school walls with colourful and uplifting designs.
© Artolution, German Corporation for International Cooperation (GIZ), Qudra, Jordan Ministry of Education*

CHAPTER 4

A Global Measure of Equitable Burden- and Responsibility-Sharing

Eighty per cent of the world’s refugee population was hosted by countries that together represented only 19 per cent of the world’s income.

The global refugee population doubled from 2016 to 2022, with 55 per cent of all refugees hosted in just 10 countries. In terms of solutions, about two-thirds of development finance for refugee situations came from the five largest providers. More efforts are needed to strengthen refugee self-reliance, a burden and responsibility mostly borne by low and middle-income host countries and communities. Durable solutions remained elusive for many refugees. In the last four years, 91 per cent of the refugees assisted by UNHCR were resettled to only 10 countries. Almost half of complementary pathways were granted by just five countries. Lastly, the number of refugee returnees as a proportion of the total number of refugees decreased since 2016.

These factors highlight the continued need for more equitable burden and responsibility sharing worldwide. Insufficient support not only burdens host countries and communities but also perpetuates disparities in resources and opportunities for refugees. It is imperative that the international community provide tangible support in recognition that hosting refugees is a global public good.

To better understand how countries are sharing the burden and responsibility of hosting refugees and providing durable solutions, a simple measure using the Gini coefficient was developed relative to each country’s [population size](#), per capita wealth of the resident population as measured by the [Gross National Income \(GNI\)](#) per capita adjusted to [Purchasing Power Parity \(PPP\)](#), and [Human Development Index \(HDI\)](#).⁵³

The Gini coefficient is a statistical measure of how income is divided among individuals in a society or specific group. It is typically expressed as a number between 0 and 1, with 0 representing perfect equality (where everyone has the same income) and 1 representing complete inequality (where one individual or household has all the income). For this report, the Gini was conceptualized as a measure of the disparities between countries hosting refugees and providing durable solutions. A value of 0 indicates a perfectly equal distribution of refugees worldwide, while a value of 1 signifies complete inequality, with only one country hosting all refugees and providing durable solutions. The closer

the Gini value is to 1, the greater the concentration of refugees in a small number of countries. A Gini coefficient of 0.4 or higher indicates significant inequality, whereas lower values indicate a more equal distribution.

The estimate for the distribution of refugees in terms of the population size of the hosting communities is 0.81 and remains relatively stable over time. Data shows reductions in inequality when looking at countries’ income (0.77) and human development (0.72), but they are still highly inequitable in 2022 (Table 1). This demonstrates a significant imbalance in the distribution of refugees among States, with only a few countries shouldering most of the burden. For example, an estimated Eighty per cent of the world’s refugee population was hosted by countries that together represented only 19 per cent of the world’s total income (Figure 35).

Table 1: **Gini coefficients by population size, GNI and HDI, 2010-2022**

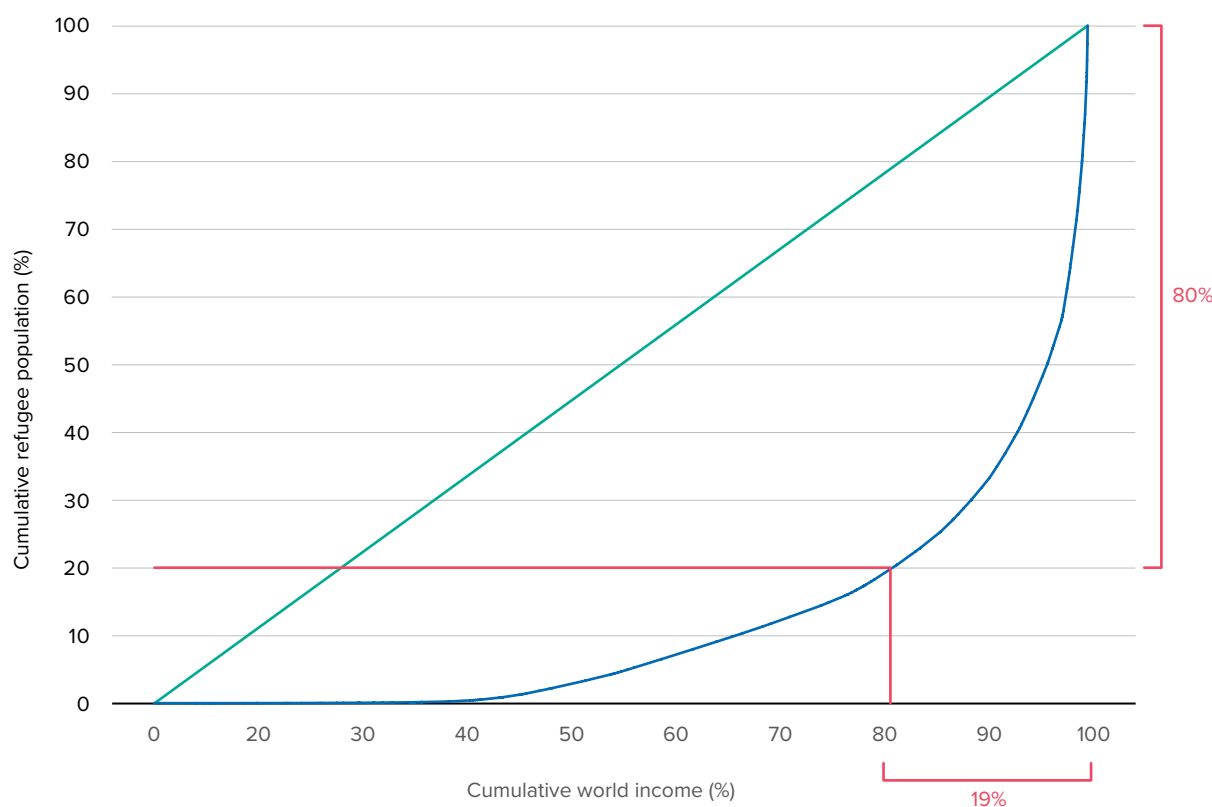
Year	Pop	GNI	HDI
2010	0.81	0.88	0.80
2011	0.80	0.88	0.80
2012	0.79	0.88	0.79
2013	0.80	0.92	0.84
2014	0.81	0.92	0.83
2015	0.81	0.91	0.83
2016	0.82	0.90	0.83
2017	0.82	0.90	0.83
2018	0.81	0.89	0.81
2019	0.81	0.88	0.80
2020	0.81	0.88	0.80
2021	0.81	0.88	0.80
2022	0.81	0.77	0.72

The GCR plays a crucial role in addressing and redistributing the burden and responsibility of hosting refugees worldwide. It emphasizes the importance of international cooperation, burden and responsibility sharing, and support for host countries and communities facing the strain of hosting large refugee populations. It promotes collaboration among governments, development actors,

humanitarian organizations, the private sector, and others to create a more equitable and sustainable response to refugee situations. This approach aims

to reduce the burden on certain countries and foster a more balanced and compassionate international approach to hosting refugees.

Figure 35: **Lorenz curve of the distribution of the refugees across the global income, 2022**



The significance of providing durable solutions, increasing and ensuring effective financing, and including refugees in national development cannot be overstated. These elements are crucial for sharing more equitably the burden and responsibility of hosting refugees. Durable solutions, such as voluntary repatriation, local integration, and resettlement, provide displaced populations with a pathway to long-term stability and self-reliance. By implementing these solutions, host countries can alleviate the burden on their resources and infrastructure in the medium-to longer-term, while also providing refugees the chance to rebuild their lives in dignity.

Moreover, increasing financial support from the international community and private sector is crucial to ensure that host countries and communities have the necessary resources to provide essential services, including education, healthcare, and economic opportunities, to refugees and their host communities. These investments not only

relieve the longer-term burden on host countries and communities but also contribute to the socio-economic development of these regions, promoting self-reliance and resilience among refugees. Prioritizing durable solutions, financial support, and economic inclusion of refugees in line with the GCR is a humanitarian, development, and peace imperative and a practical approach to sharing responsibility and addressing the challenges of hosting refugees.

The Global Refugee Forum

The GRF is a key global arrangement set out in the GCR for facilitating the announcement of concrete pledges and contributions, and considering opportunities, challenges, and ways in which burden- and responsibility-sharing in support of the GCR objectives can be enhanced. The first GRF was convened in 2019 following the affirmation of the GCR in 2018. It led to numerous commitments and promises that have the potential to significantly improve the lives of millions of refugees and their host communities. These commitments aimed to promote self-reliance, foster socio-economic inclusion, and facilitate durable solutions for refugees. The GRF demonstrated the transformative power of global solidarity in enabling refugees to thrive and make positive contributions to their host countries. It became the largest-ever gathering

on refugee matters, with the participation of some 3,000 stakeholders from States, development actors, humanitarian organizations, the private sector, civil society, faith-based organizations, sports entities, academia, and most centrally, refugees.

Since 2019, more than 1,700 pledges of financial, technical, material, resettlement, or policy support have been made, demonstrating a solid commitment to addressing the refugee crisis. As of October 2023, 33 per cent of the [pledges](#) for which progress has been reported were fulfilled (Figure 36). Contributions, encompassing financial, policy, material or technical, and legal support comprise 59.5 per cent of the pledges (Figure 37). During the GRF in 2019, 127 States engaged with the GCR.

Figure 36: **Number of pledges and updates by area of focus, as of October 2023**

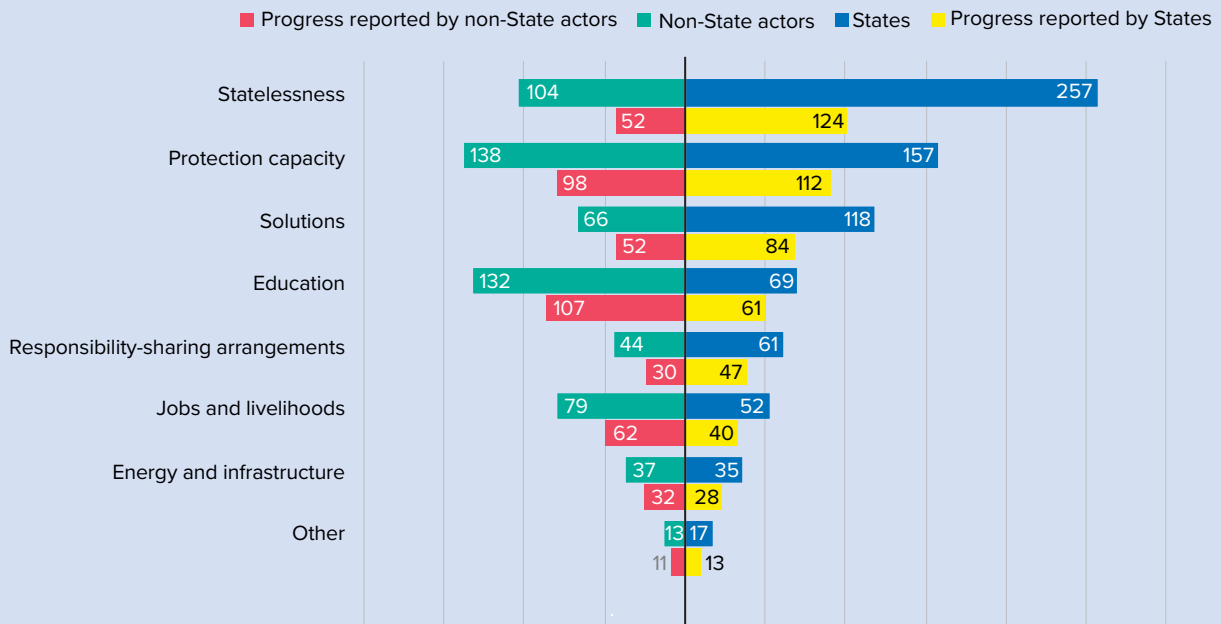
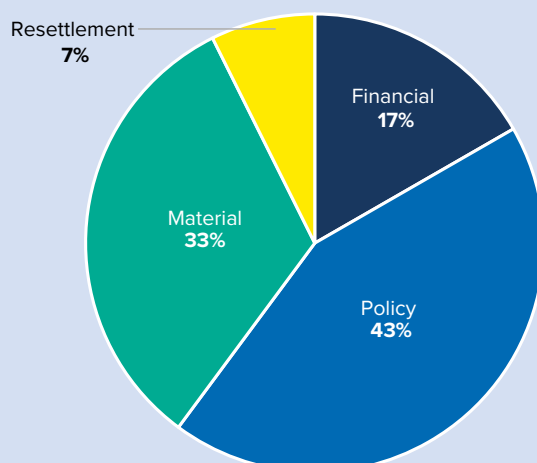


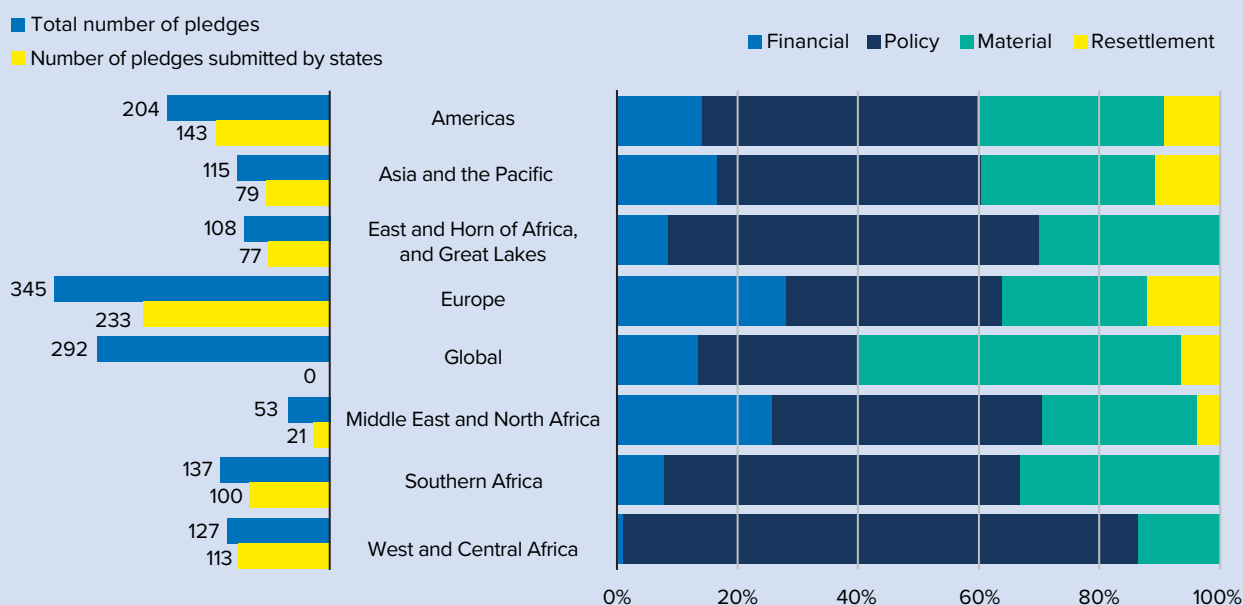
Figure 37: **Share of pledge by type of contribution, as of October 2023**



Additional information on the regional distribution of pledges (Figure 38), types of actors and areas of focus are found in the [pledges and contributions](#)

[dashboard](#). Additionally, over 350 [good practices](#) were shared, showcasing successful initiatives in refugee support.

Figure 38: **Number of pledges by region and their type of contribution, as of October 2023**



The next GRF in 2023 will provide an opportunity to build on and highlight the progress made by Governments and other stakeholders towards the implementation of pledges and initiatives announced since 2019. It will also provide space for participants to take stock of progress, announce new pledges, including [multi-stakeholder pledges](#), and share learning to inform and inspire further burden- and responsibility-sharing and facilitate comprehensive responses.

In 2023, the GRF will aim to advance progress and pledges linked to humanitarian/development/peace cooperation and financing for refugee situations, climate action, inclusion in national systems, economic inclusion, resettlement, complementary pathways, including labour mobility, peacebuilding, and creating conditions for sustainable return. Success in these areas requires enabling protection and solutions environments, expanded partnerships, meaningful refugee participation, and available quality data.



TOGETHER WE HEAL, LEARN AND SHINE

Mural created in the BidiBidi refugee settlement in Uganda in 2021 as part of a public health campaign where over a dozen murals were painted around Uganda. It shows the interlinkages between learning and health. © Artolution, UNHCR Uganda, Office of the Prime Minister of Uganda, European Civil Protection and Humanitarian Aid Operations (ECHO)

CHAPTER 5

Advancing Refugee Data Inclusion

Considerable progress has been achieved in the availability of internationally comparable data for the 16 GCR indicators. In just two years after the last report, the number of data records doubled from 408 in 2021 to 816 in 2023. This progress has resulted from significant developments in the methodology and data collection for the 16 GCR indicators. For the five indicators on development financing for refugee situations collected by the OECD, data coverage and timeliness will be further improved through the reliable and annual data collection in the OECD CRS development finance reporting process. The OECD is also working with UNHCR on improving data collection on the GCR indicators on complementary pathways, although more efforts are needed to improve the capacity of countries to collect comparable data.⁵⁴

The data demand driven by the [GCR Indicator Framework](#) has catalysed data innovation and partnerships. UNHCR continues to work with a wide range of partners and stakeholders, from governments to national, regional and international statistical systems, United Nations agencies, the donor community, civil society actors, academia, and refugees to implement its [Data Transformation Strategy](#). The strategy aims to transform how UNHCR produces and uses data, including how it produces timely and accurate information on the indicators and measures of success of the GCR. The [Global Trends](#) and [Mid-year Trends](#) reports continue to analyse changes in forced displacement and statelessness globally and deepen public understanding of the ongoing effects of crises on forced displacement. In addition, investments are underway in using global best-practice data science techniques and innovative methodologies for early warning, estimating, and predicting changes in time-sensitive populations. UNHCR's [Nowcasting dashboard](#) provides a clear picture of the extent of global refugee situations at any given time. UNHCR has also developed tools for easy access to refugee statistics, for example, the [Refugee Data Finder](#) and the [Microdata Library](#), providing access to metadata and microdata. UNHCR's results-based management, called [COMPASS](#), includes 52 core indicators, including SDG and GCR indicators, to monitor and track progress in the impact and outcome areas of its [global results framework](#).

However, considerable challenges still exist in expanding data coverage, timeliness, and availability

of disaggregated data across the 16 indicators. States, UNHCR, and other relevant stakeholders continue to establish partnerships to enable the systematic collection and analysis of disaggregated data and share good practices and lessons learned in this area. Some examples include the [ILO-UNHCR Joint Action Plan 2023-2025](#), which includes a data-sharing plan to support the production of the GCR indicator on decent work. The [World Bank-UNHCR Data Sharing Agreement to Improve Assistance to the Forcibly Displaced](#) will ensure quicker access to data and improve the timeliness of humanitarian aid and development assistance. The [UNICEF-UNHCR Guidance Note on Responsible Disaggregation of Data on Refugee and Other Forcibly Displaced Children](#) offers insights and recommendations on responsibly improving the identification of quality and disaggregated data on forcibly displaced children, while exploring the challenges and risks associated with collecting, analyzing, disseminating, and sharing disaggregated data on refugee children.⁵⁵ UNHCR is streamlining and standardizing its survey programme to collect multi-topic, high-quality, and timely data on people forced to flee through its [Forced Displacement Survey \(FDS\)](#). It aims to cover most of the refugees and asylum-seekers hosted in low- and lower-middle-income countries. The first FDS pilots are planned in Cameroon, Pakistan, and South Sudan.

As highlighted in the GCR itself, a critical development in the transformation of refugee statistics concerns the availability of government data through national data production systems. Including groups in official statistics cements their visibility in national policy development and budget allocation processes by providing reliable information on their living conditions and well-being and how this compares to other people living in the country. This is true for refugees and other forcibly displaced and stateless persons.

A pivotal milestone in this transformation has been the endorsement of the world's first international statistical recommendations on forced displacement statistics and the establishment of an Expert Group on Refugee, Internally Displaced Persons and Statelessness Statistics (EGRIS)⁵⁶ under the auspices of the United Nations Statistical Commission. Since its creation in 2016, the group has delivered three harmonized statistical frameworks on Refugee, IDP and Statelessness Statistics (IRRS, IRIS

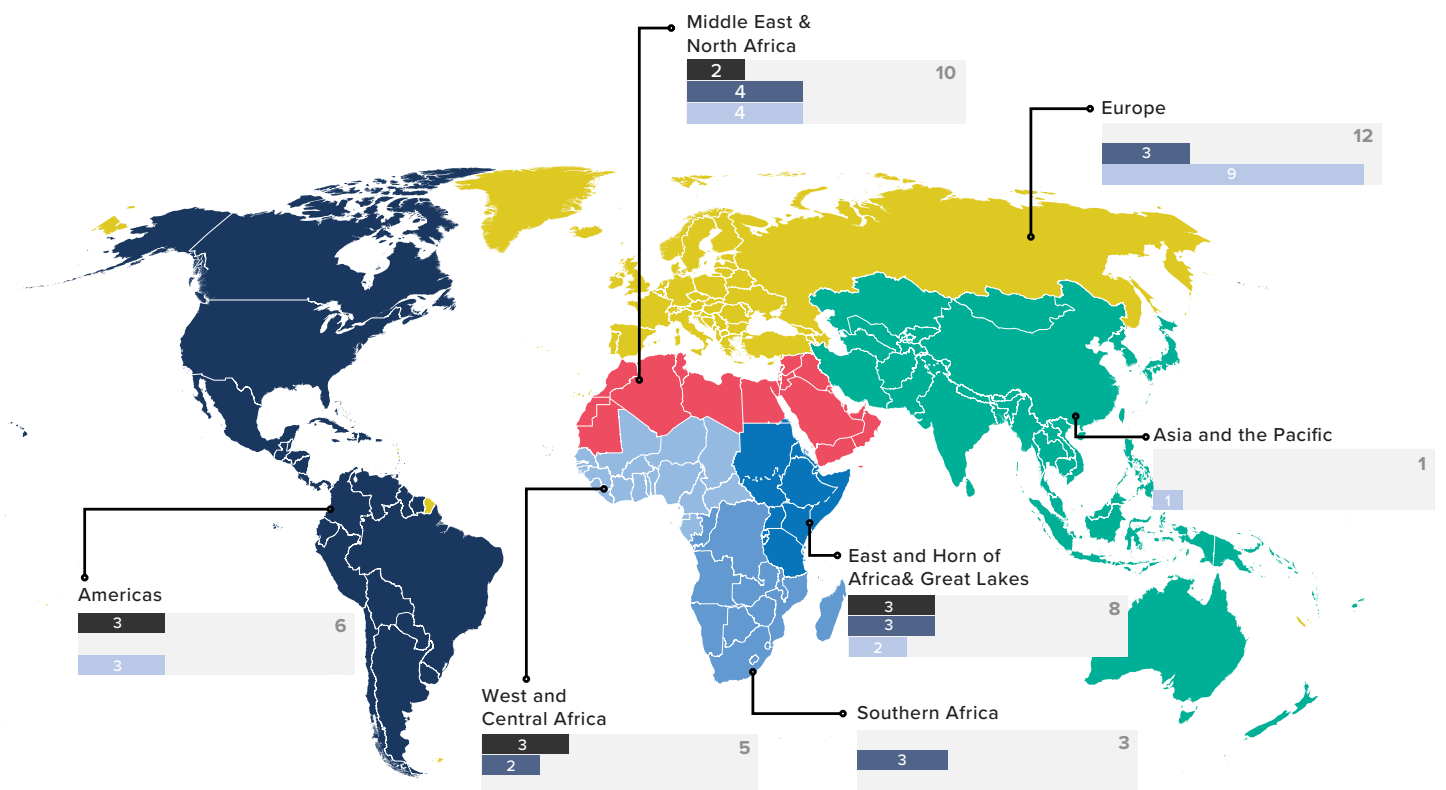
and IROSS, respectively)⁵⁷ to guide Member States on how data on these groups should be produced. Accompanied by complementary tools and resources such as the EGRISS Compilers' Manual and E-Learning,⁵⁸ EGRISS also provides a platform for countries and other stakeholders to share their experiences operationalizing the recommendations through peer-to-peer learning opportunities and dialogue. In addition, the collaborative platform also enhances coordination of capacity development efforts in this area. As of August 2023, the group brings together 93 members, including 57 national statistical and immigration authorities and 36 regional/international organizations.⁵⁹

Most promising, in terms of enhancing the availability of data for several GCR indicators and development data on refugee populations, is the progress made by host countries to put the IRRS into practice through statistical inclusion. Several countries have made significant progress in recent

years, for example, by including refugees in their national Population and Housing Census and in national household surveys, and by using data from administrative registers that include refugees and related population groups (see Text box on innovations and partnerships below). Since 2021, EGRISS has been monitoring the uptake of the recommendations, with results showing over 130 examples of implementation from 2020 to 2023. This includes 45 national level examples where IRRS were used in 29 different countries, including, for example, Germany, Uganda, and Morocco (see Map 1).⁶⁰

Although more work is needed at national, regional, and international levels to improve the availability and quality of data on refugees, the pioneering efforts of an increasing number of countries are promising. By showcasing these examples and facilitating collective progress, the Expert Group's members, including UNHCR, continue to build momentum and support these efforts.

Map 1: **Regional spread of IRRS implementation by countries in 2020-2023**



Source: EGRISS Implementation Database

Innovation and partnerships are being established to advance refugee inclusion in official statistics.

While responses to forced displacement are evolving rapidly towards more vital national leadership and ownership, data production does not yet mirror this trend – particularly when moving beyond merely counting the number of people forced to flee to generating data on needs and living conditions. Refugees are often excluded, under-represented, or not identified in national surveys and other socioeconomic data collection by National Statistical Offices (NSOs). Challenging the status quo is a small number of countries, led by their NSOs, who are driving innovation and expanding their national census, [Multiple Indicator Cluster Surveys \(MICS\)](#), [Demographic and Health Surveys \(DHS\)](#), [Labour Force Surveys \(LFS\)](#), or integrated poverty survey to refugees, IDPs, and stateless persons. These data collection efforts provide host governments with invaluable data and insights that can enable them to efficiently plan and optimize their efforts to support forcibly displaced populations. Epitomizing the Agenda 2030’s core promise to “leave no-one behind” and capitalizing on the recently endorsed international recommendations on refugee, IDP, and statelessness statistics, early successes in the inclusion of forcibly displaced persons in national statistics are being realized. The World Bank – UNHCR Joint Data Center on Forced Displacement supports these financially and technically:

Uganda

As part of a long-standing political commitment to refugees, Uganda pledged to include refugees in national statistics at the GRF 2019. This was followed by the Uganda Bureau of Statistics including a representative sample of refugees in the national DHS in 2022. The Government and the Bureau of Statistics are also committed to including refugees in the 2023 national poverty survey and development plan.

Chad

Chad was one of the first countries in Africa to include refugees in a significant national household survey (ECOSIT) in 2018 and again in 2022. By producing comparable data, the government could shape and enhance policies and programmes for different populations.

Ethiopia

In Ethiopia, the government’s household survey was expanded to refugees, a population estimated at over 800,000. Data collection occurred in 2022. The results will be comparable with the host community and allow the government to shape policy that better meets the needs of both populations.

Cameroon

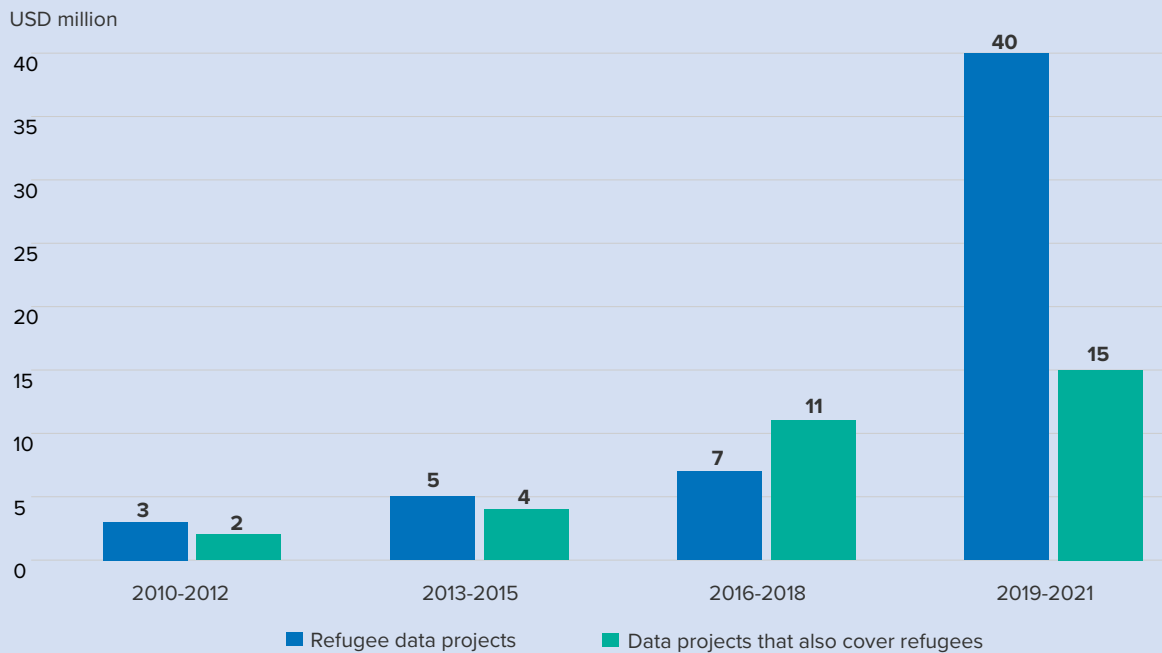
In Cameroon, the upcoming Population and Housing Census will contribute to filling the socioeconomic data gap on refugees, IDPs, and stateless persons through their proper identification. This will provide relevant information on refugees, which can inform operational responses and guide inclusive development policies and programmes. It is also a critical step in mainstreaming the assessment of refugees’ living conditions and needs through official statistics in the country.

Investing in better data is key to improving the lives of refugees and host communities.

International funding to refugee data increased substantially in the last decade, from a total of USD 3 million in 2010-2012, to USD 40 million in 2019-2021, with UNHCR, the European Union, the United Kingdom of Great Britain and Northern Ireland, the United States of America, and Switzerland leading the effort. Another USD 15 million were dedicated to data-related activities in which refugees were covered as part of the target population in 2019-2021. Meanwhile, international funding to data and statistics overall increased from USD 1.5 billion in 2010-2012 to USD 2 billion in 2019-2021 (Figure 39).

Despite this growing trend, investments in refugee data still face a significant shortfall. To improve the ability of host countries and humanitarian and development partners to make informed decisions that improve the lives of refugees and host populations, it is imperative to ensure that data and statistics are adequately resourced.

Figure 39: **Total funding for refugee data, USD million, 2010-2021**



Source: Clearinghouse for Financing Development Data, PARIS21. See <https://smartdatafinance.org>. Data retrieved in July 2023. Numbers represented in this chart are in USD millions (2021 prices).

Note: The refugee data projects presented in this figure are filtered from a dataset of projects for data and statistics using policymakers and policy codes reported by donors. Due to reporting granularity, funding for data activity in some projects for refugees may not be identified in this process. Due to reporting lags, funding information for some recent projects may also be unavailable. See detailed methodology used in the Clearinghouse for Financing Development Data: https://paris21-data.github.io/CH_methodology_note/.

Improving the lives of refugees in Kenya through data-driven responses

Against a backdrop of global crises and an increasing number of refugees, stateless persons, and IDPs, reliable data and statistics are essential to develop timely, evidence-based policies and programmes that improve the lives of these populations. This has been especially true in the case of Kenya, which has been hosting refugees from neighbouring countries for over three decades and is now the second largest refugee-hosting country in Africa.

With over a half million refugees from Somalia, South Sudan, the Democratic Republic of the Congo, and Ethiopia, there is a need to advance refugee inclusion in official statistics – and the Kenya National Bureau of Statistics (KNBS) has seized this opportunity. According to the Clearinghouse for Financing Development Data, in 2021, around USD 33 thousand for country-specific support⁶¹ was committed to Kenya for refugee data. Despite financing challenges, significant efforts were undertaken by KNBS to mainstream refugee populations into the national statistical system and improve available data on their living conditions.

Key milestones include the incorporation of options for refugees in the 2019 Population and Housing Census questionnaire as well as the integration of a State Department for Refugee Services in the Governance, Peace, and Security Statistics Technical Working Committee, which led to the inclusion of refugee statistics into the KNBS' annual Economic Survey on socioeconomic trends.⁶² These efforts contributed to shaping Kenya's refugee response and facilitated decisions to grant citizenship to entire stateless communities in the country.

Moving forward, KNBS plans to include a module on refugees, covering Dadaab, Kakuma, Kalobeyei, and urban centres in the Kenya Integrated Household Budget Survey 2024 in collaboration with the World Bank and UNHCR. This will enable data collection on the socioeconomic characteristics of camp and non-camp refugees. Moreover, KNBS plans to establish a Migration Technical Working Committee, conduct a Remittances Survey, and include migration modules in other planned surveys.

Kenya's experience can distil important lessons for countries struggling to systematize the inclusion of displaced persons in national statistical systems, an exchange regularly facilitated by EGRISS. KNBS' efforts to build more inclusive statistical systems that reach refugees, stateless persons, and IDPs have demonstrated that informed, data-driven measures can improve lives and that investing in better data is pivotal to this endeavour.

NOTE ON DATA SOURCES AND METHODOLOGY

Objective 1: Ease pressures on host countries

Indicator 1.1.1: Volume of official development assistance (ODA) for the benefit of refugees and host communities in the refugee-hosting ODA recipient country

Indicator 1.1.2: Number of donors providing ODA for the benefit of refugees and host communities in the refugee-hosting ODA recipient country

Indicator 1.2.1: Proportion of ODA for the benefit of refugees and host communities channelled to national actors in the refugee-hosting ODA recipient country

Data Source: OECD's Development Finance for Refugee Situations in Low- and Middle-Income Countries, Years 2020-2021

Data Coverage: The data covers development financing to OECD's low- and middle-income countries as provided by 63 survey respondents, including 48 bilateral donors (32 DAC donors and 11 non-DAC donors), and five multilateral development banks. It also covered the use of core funding by 11 United Nations agency partners and four other international organizations. The data for ODA for LICs and MICs for 2022 will be available by December 2023.

Indicator 1.2.2: Number of partners in refugee response plans supporting the refugee hosting country

Data Source: UNHCR's Administrative Records, 2023

Data Coverage: The data covers multi-stakeholder (interagency) Refugee Response Plans from Afghanistan, Bangladesh, Burundi, Central African Republic, Democratic Republic of Congo Ethiopia, Europe, Nigeria, South Sudan, the Sudan, the Syrian Arab Republic, Ukraine, Venezuela (Bolivarian Republic of), and Yemen. The yearly average number of actors per country per situation was used to ensure the representation of an accurate trend in the number of partners involved in RRP across the years.

Objective 2: Enhance refugee self-reliance

Indicator 2.1.1: Proportion of refugees who have access to decent work by law

Data Source: UNHCR's Global Results Framework, COMPASS, and UNHCR's 2023 Livelihoods and Economic Inclusion Global Survey

Data Coverage: The data on access to work by law includes legal analysis by UNHCR experts for 99 countries covering 32 million refugees for 2022. The data on access to formal employment includes UNHCR expert assessments for 132 countries covering 34.5 million refugees as of February-May 2023.

Indicator 2.1.2: Proportion of refugees who are allowed by law to move freely within the host country

Data Source: UNHCR's Global Results Framework, COMPASS

Data Coverage: The data includes legal analyses by UNHCR experts for 109 countries covering 30 million refugees for 2022.

Indicator 2.2.1: Proportion of refugee children enrolled in the national education system

(primary and secondary)

Data Source: UNHCR's Global Results Framework, COMPASS, and UNHCR's Administrative Records

Data Coverage: The data includes legal analyses of national education policies by UNHCR experts for 109 countries and data on national enrolment in national education systems, which is available for 51 countries covering 7.8 million school-aged refugees.

Indicator 2.2.2: Proportion of refugee and host community populations living below the national poverty line of the host country

Data Sources: Brazil: Ministry of Development and Social Assistance, Family and Fight against hunger. (December 2022). [The National Social Assistance Administrative Register Cadastro Único \(CadÚnico\)](#);

Chad: World Bank and the National Institute of Statistics, Economics, and Demographic Studies (Institut national de la statistique, des études économiques et démographiques, INSEED). (2018). [4th National Harmonized Survey on Households' Consumption](#)

[and Informal Sector](#) (Enquête sur la Consommation des ménages et le Secteur Informel); Chile: Ministry of Social Development and Family (MDSF), the National Institute of Statistics, UNDP, United Nations Economic Commission for Latin America and the Caribbean (UNECLAC), and Oxford Poverty and Human Development Initiative (OPHI). (2020). [CASEN Pandemic Survey](#); Colombia: Departamento Administrativo Nacional de Estadística (DANE). (2021). [Gran Encuesta Integrada de Hogares \(GEIH\) 2021 Survey](#); Costa Rica: National Institute of Statistics and Censuses of Costa Rica. (2022). [National Household Survey, La Encuesta Nacional de Hogares \(ENAH\)](#); Ethiopia: World Bank. (2018). [World Bank Skills Profile Survey](#); Kenya: UNHCR and World Bank. (2019). [2019 Kalobeyei Socioeconomic Survey](#) [refugees], UNHCR and World Bank. (2021). [2021 Kakuma Socioeconomic Survey](#) [refugees], Kenya National Bureau of Statistics (KNBS). (2015/2016). [Kenya Integrated Household Budget Survey \(KIHBS\)](#) [host]; Uganda Bureau of Statistics and World Bank. (2019). [Refugee and Host Communities 2018 Household Survey](#) [host]. UNHCR and World Bank. (2021). [High-Frequency Phone Survey on COVID 2020-2021: Round 2](#) [refugees].

Data coverage: Brazil, Chile, Chad, Colombia, Costa Rica, Ethiopia, Kenya, and Uganda. Data for these eight countries represented nearly 7 million refugees, people in refugee-like situations and other people in need of international protection or 19 per cent of this total. For Brazil, the data was collected for Venezuelans and Brazilian nationals by December 2022 and is a comparison using the national poverty line. In Chad, the data was collected in 2018 for the two main refugee groups in Chad - Sudanese in the east and Central Africans in the south - and host villages in the east. Indeed, these two refugee groups represent 96 per cent of all refugees in Chad at the time of data collection. The comparison used the national poverty line for Chad. For Chile, the data was collected only for Venezuelans and Chilean nationals in 2020, and the comparison used the national poverty line. In Colombia, the data was collected only for Venezuelans and nationals, and the comparison used the national poverty line. In Ethiopia, the data was collected in 2017 for four nationalities- Eritrean, Somali, South Sudanese, and Sudanese refugees living in camps- representing 66 per cent of all refugees at the time of data collection. The comparison used the 2011 international poverty line of USD 1.90 per day. In Kenya, data on refugees and asylum-seekers came from two different sources and time periods and were restricted to those who live

in Turkana County, either in Kalobeyei Settlement or Kakuma camps. For refugees living in Kalobeyei, the data was collected in 2018, while data on refugees living in Kakuma refugee camps was collected in 2019, and the comparison used the 2011 international poverty line of USD 1.90 per day. In Uganda, data for refugees was collected in 2020 for refugees living in urban settings and rural settlements and for refugees of ethnic origin from Somalia, Burundi, the Democratic Republic of Congo, and South Sudan, which was about 97 per cent of all refugees living in Uganda in 2020. The host data was collected in 2018. The poverty line was based on the national poverty line in Uganda.

Objective 3: Expand access to third country solutions

Indicator 3.1.1: Number of refugees who departed on resettlement from the host country

Indicator 3.1.2: Number of countries receiving UNHCR resettlement submissions from the host country

Data Source: UNHCR's Administrative Records, [Resettlement Data Finder](#)

Data coverage: Data are available for country of origin, asylum, and resettlement from 2003-2023. Departure figures reported by UNHCR may not match resettlement statistics published by States as Government figures may include submissions received outside of UNHCR resettlement processes.

Indicator 3.2.1: Number of refugees admitted through complementary pathways from the host country

Indicator 3.2.2: Number of countries offering safe admission and stay options through complementary pathways to refugees hosted in other countries

Data Source: OECD and UNHCR's Administrative Records

Data coverage: Data on complementary pathways remains limited, and the UNHCR-OECD report remains the most comprehensive source. The data covers only seven key refugee nationalities and offers insights into the numbers of first-time entry permits for education, labour, and family purposes issued by OECD countries and Brazil for the year prior to the last one completed. Data is only available for 2021, and data for 2022 will be available towards the end of 2023 and will be used for an updated UNHCR-OECD report. However, the data available provides a sufficient picture of the progress made on enhancing access to complementary pathways for refugees.

Objective 4: Support conditions in countries of origin for return in safety and dignity

Indicator 4.1.1: Volume of ODA for the benefit of refugee returnees in the ODA recipient country of origin

Indicator 4.1.2: Number of donors providing ODA for the benefit of refugee returnees in the ODA recipient country of origin

Data Source: OECD's Development Finance for Refugee Situations in Low- and Middle-Income Countries, Years 2020-21

Data Coverage: The data covers development financing to OECD's low- and middle-income countries as provided by 63 survey respondents, including 48 bilateral donors (32 DAC donors and 11 non-DAC donors) and five multilateral development banks. It also covered the use of core funding by 11 United Nations agency partners and four other international organizations.

Indicator 4.2.1: Number of refugees returning to their country of origin

Indicator 4.2.2: Proportion of returnees with legally recognized documentation and credentials

Data Source: UNHCR's Administrative Records, return monitoring and household surveys

Data coverage: Data on returnees are available for 30 countries. Despite the progress made on indicator 4.2.2 vis-à-vis data collection in some countries, data are not easily and fully available, highlighting a gap in measuring access to documentation and registration of civil events for the displaced and host communities as data on registration of civil events, including birth and death registration, remain generally incomplete and irregularly updated.

Endnotes

- 1 Ifrah Mansour is a multimedia and performance artist. To hear the whole poem performed by Ifrah Mansour with the Sultans of String, see <https://www.youtube.com/watch?v=i3NoXyoq6D4>.
- 2 See [United Nations Secretary-General's briefing to the General Assembly on Priorities for 2023](#).
- 3 [A/RES/71/1](#), Annex I.
- 4 For example, UNHCR introduced the category "Other people in need of international protection" in mid-2022, see UNHCR (2022), Global Trends Report 2022, p. 4, <https://www.unhcr.org/global-trends-report-2022>. The [United Nations Statistics Division \(UNSD\)](#) withdrew the use of developed and developing regions categorization in December 2021, etc.
- 5 For more information on the main improvements that have been made to the GCR indicator framework and the revised metadata for each indicator, see UNHCR (December 2022), [Global Compact on Refugees Indicator Framework, Second Edition](#).
- 6 Includes refugees, people in refugee-like situations and other people in need of international protection. This excludes Palestine refugees under UNRWA's mandate, which reached 5.9 million by the end of 2022. All further references to refugees in this report include all three of these population groups unless otherwise stated.
- 7 The population increase in the Americas is largely driven by the increase in the number of people in need of international protection from the Bolivarian Republic of Venezuela. For Europe, the number of refugees increased, especially between 2021 and 2022, as Ukrainian refugees sought refuge in nearby countries. In the Asia and the Pacific region, updated population estimates for Afghan refugees in the Islamic Republic of Iran and Pakistan account for much of the increase.
- 8 UNHCR (17 May 2023), [Global Refugee Forum 2023: Background Note for the Second Formal Preparatory Meeting](#).
- 9 UNHCR (2021), [2021 High-Level Officials Meeting: Summary of Key Recommendations and Follow-Up Actions](#).
- 10 ODA is flows to countries and territories on the Organisation for Economic Co-operation and Development (OECD) Development Assistance Committee (DAC) list of ODA recipients and to multilateral development institutions that are: (i) provided by official agencies, including state and local governments, or by their executive agencies; and (ii) concessional (i.e., grants and soft loans) and administered with the promotion of the economic development and welfare of developing countries as the main objective. For the purpose of tracking concessional development finance for refugee situations from the recipient perspective, the use of the term ODA in this report refers to "ODA and concessional outflows from multilateral organizations". OOF include: grants to developing countries for representational or essentially commercial purposes; official bilateral transactions intended to promote development, but having a grant element of less than 25 per cent; and, official bilateral transactions, whatever their grant element, that are primarily export-facilitating in purpose (see definition of ODA and OOF on [OECD website](#)).
- 11 United Nations (2023), [The Sustainable Development Goals Report: Special Edition](#).
- 12 World Bank (2023), [World Development Report 2023: Migrants, Refugees and Societies](#).
- 13 The GCR mandated the development of the Three-Year Strategy on Resettlement and Complementary Pathways (Strategy). The Strategy's long-term goals serve as a Roadmap for Third-Country Solutions to 2030. UNHCR (June 2022), [Third Country Solutions for Refugees: Roadmap 2030](#): The next phase of the Three Year Strategy on Resettlement and Complementary Pathways (2019-2021).
- 14 United Nations (July 2023), [A New Peace Agenda. Our Common Agenda Policy Brief 9](#).
- 15 See [examples of how local governments and communities have implemented the GCR at the onset of an emergency or conflict](#).
- 16 For more detailed recommendations, please refer to note 8 above, page 37.
- 17 Based on the Lorenz curve estimates. For more information, see this report's section on Global Measure on Equitable Burden- and Responsibility Sharing.
- 18 UNHCR (2023), [Global Trends Report 2022](#) is the source for statistics and data on refugees, asylum trends and solutions by the end of 2022 used in this report. Updates on these figures until the end of June 2023 are available in the [Mid-Year Trends Report 2023](#)
- 19 The figure for refugees does not include the category 'other people in need of international protection'. Estimates are based on [UNHCR's nowcasting of refugee and asylum-seeker statistics](#).
- 20 All further references to refugees in this chapter include all three of these population groups unless otherwise stated.

- 21** See the World Bank's data on aggregated [Gross Domestic Products](#).
- 22** The figure for the Russian Federation includes 65,400 Ukrainians who were granted refugee or temporary asylum status, as well as those recorded in the country in 2022 under other forms of stay.
- 23** United Nations (2023), please refer to note 11 above, p. 44.
- 24** See World Bank's [Classification of Fragile and Conflict-Affected Situations](#).
- 25** This analysis was carried out using data collected by the Office of the United Nations High Commissioner for Human Rights (OHCHR) for the purposes of SDG indicator 16.1.2 – Conflict-related deaths per 100,000 population, by sex, age, and cause. This analysis includes only documented and verified deaths caused directly by war operations for the armed conflicts in Afghanistan, the Central African Republic, the Democratic Republic of the Congo, Iraq, Libya, Mali, Somalia, South Sudan, the State of Palestine, Israel, the Syrian Arab Republic, Ukraine, and Yemen. For more information, see [SDG indicators under OHCHR's custodianship](#). There is a statistically significant correlation between conflict-related deaths and the number of newly displaced individuals (R-squared: 0.9348; estimated coefficient: 0.216; p-value < 0.00013).
- 26** OHCHR shared data on the estimated civilian deaths in the Syrian Arab Republic from 2011 to 2021. For more information, see Report on Civilian Deaths in the Syrian Arab Republic – Report of the Office of the United Nations High Commissioner for Human Rights (A/HRC/50/68). There is a positive association between the number of civilian conflict-related deaths and the number of newly displaced individuals (R-squared: 0.5804; estimated coefficient: 0.8698; p-value < 0.006).
- 27** This analysis used data on violent fatalities, e.g. State-based armed conflict, non-state conflict, and one-sided violence, from the [Uppsala Conflict Data Program \(UCPD\)](#) covering 148 countries from 2000 to 2022. There is a positive association between the number of violent fatalities and the number of newly displaced individuals ($p < 0.001$). Data on political rights (i.e. electoral process, political pluralism and participation, and functioning of government) and civil liberties (i.e. freedom of expression and belief, associational and organizational rights, rule of law, and personal autonomy and individual rights) are from the [Freedom House](#). A statistically significant correlation exists between political rights and civil liberties and the number of newly displaced individuals ($p < 0.002$).
- 28** See also UNHCR's [Age, Gender and Diversity Policy](#) and World Bank (2023), please refer to note 12 above, pp. 209-210.
- 29** Protracted situations are those where more than 25,000 refugees from the same country of origin have been in exile in each low- or middle-income host country for at least five consecutive years. This definition should reflect the situation as a whole and does not refer to the circumstances of individual refugees.
- 30** See UNHCR (2023), [Northern Ethiopia peace deal restores hope for displaced](#) and UN Press (2023), [Truce Providing Serious Opportunity for Ending Yemen's Long Conflict, Briefers Tell Security Council](#).
- 31** ODA is flows to countries and territories on the Organisation for Economic Co-operation and Development (OECD) Development Assistance Committee (DAC) list of ODA recipients and to multilateral development institutions that are: (i) provided by official agencies, including state and local governments, or by their executive agencies; and (ii) concessional (i.e., grants and soft loans) and administered with the promotion of the economic development and welfare of developing countries as the main objective. For the purpose of tracking concessional development finance for refugee situations from the recipient perspective, the use of the term ODA in this report refers to "ODA and concessional outflows from multilateral organizations". OOF include: grants to developing countries for representational or essentially commercial purposes; official bilateral transactions intended to promote development, but having a grant element of less than 25 per cent; and, official bilateral transactions, whatever their grant element, that are primarily export-facilitating in purpose (see definition of ODA and OOF on [OECD website](#)). For more information, see OECD (2023), Development Finance for Refugee Situations, Volumes and trends for the years 2020 – 2021.
- 32** For more information, see [OECD's Financing Forced Displacement](#), which includes the results of these surveys.
- 33** For details on the methodology, see OECD (2022), Summary record of the WP-STAT meeting. For the data and analysis of the survey results, see Hesemann, J., Boral-Rolland, E., Desai, H., and Bryant, X. (2023), [Development Finance for Refugee Situations 2020-21, OECD Publishing, Paris](#).
- 34** UNHCR (2023), [A Threat to Lives, Dignity and Hope: The Implications of Underfunding UNHCR's Activities in 2023](#).
- 35** OECD (2023), [Peace and Official Development Assistance](#), OCED Publishing, Paris.
- 36** In-donor refugee costs are official sector expenditures for the sustenance of refugees in donor countries that are counted as ODA during the first 12 months of their stay. They are exceptional items in the ODA reporting based on the 2017 DAC reporting directives. The rationale for counting these costs as ODA underlines that refugee protection is a legal obligation and that providing assistance to refugees may be considered a form of humanitarian

- assistance. Some DAC members, for example, Germany and Austria, decided that such costs are additional to their planned development budgets – meaning that these costs did not have a negative effect on already budgeted ODA programmes and contributions. For more information, see Staur, Carsten (2023), [The elephant in the room: In-donor refugee costs](#).
- 37** UNHCR (2023), [Global Report 2022](#), p. 18.
- 38** Including United Nations agencies, NGOs, the International Committee of the Red Cross (ICRC), the International Federation of Red Cross and Red Crescent Societies (IFRC), faith-based organizations, refugee-led organizations, academia, private sector, and other partners.
- 39** For this report, the total number of partners includes counting a partner separately for each country of operation (i.e. UNHCR Afghanistan and UNHCR Angola will be counted separately).
- 40** To learn more about Support Platforms and for the full breadth of their added value to the implementation of the GCR, see UNHCR (2023), [Lessons learned and future directions for Support Platform](#). MIRPS States include Belize, Costa Rica, El Salvador, Guatemala, Honduras, Mexico, and Panama. UNHCR and the OAS jointly form the MIRPS Technical Secretariat and MIRPS Support Platform Secretariat. The SSAR covers Afghanistan, Iran (Islamic Republic of), and Pakistan. IGAD consists of Djibouti, Ethiopia, Eritrea, Kenya, Somalia, the Sudan, South Sudan, and Uganda.
- 41** For more information on the efforts coordinated by UNHCR in response to the request by the United Nations General Assembly to measure the impact of hosting, protecting and assisting refugees ([A/RES/76/143](#)), see UNHCR (2023), Measuring the impact of hosting, protecting and assisting refugees – summary note of the fourth technical workshop.
- 42** Based on UNHCR’s 2023 Global Survey on Livelihoods and Economic Inclusion.
- 43** In 2008, the ILO convened an international Tripartite Meeting of Experts on the Measurement of Decent Work, and consequently, adopted a framework of Decent Work Indicators that was presented to the 18th International Conference of Labour Statisticians.
- 44** Some education management information systems (EMIS) have the capability to disaggregate data by nationality, which can be used in some cases as a proxy for refugees. The EMIS collects data specifically for the Venezuelan population residing in countries such as Colombia, Ecuador, and Peru.
- 45** United Nations (2023), [The Sustainable Development Goals Report: Special Edition](#), p. 12
- 46** UNICEF (2023), [Child Poverty](#).
- 47** Beltramo, T., Calvi, R., De Giorgi, G, and Sarr, I. (November 2023), [Child Poverty Among Refugees](#). World Development, Volume 171, 106340.
- 48** World Bank (2023), please refer to note 12 above.
- 49** In 2022, UNHCR’s total expenditure on cash-based interventions was USD 969.2 million in over 100 countries.
- 50** Departure figures reported by UNHCR may not match resettlement statistics published by States as Government figures may include submissions received outside of UNHCR resettlement processes.
- 51** UNHCR (2023), [OECD – UNHCR Safe Pathways for Refugees III](#), p. 19
- 52** UNHCR (2023), please refer to note 37 above, p. 22.
- 53** The [official United Nations population estimates and projections](#) were used for the population size. GNI is defined as gross domestic product, plus net receipts from abroad of compensation of employees, property income, and net taxes less subsidies on production. Data from the [World Bank data portal](#) were used. HDI is a summary measure of average achievement in key dimensions of human development: a long and healthy life, being knowledgeable and having a decent standard of living. Data from the [UNDP Data Center](#) were used.
- 54** For more information on the data limitations on complementary pathways, see the section on Notes on Data Sources and Methodology of this report and UNHCR (2023), please refer to note 49 above, pp. 9-12.
- 55** For more information, see UNICEF and UNHCR (2023), [Responsible Disaggregation of Data on Refugee Children](#).
- 56** For more information on the Expert Group, see <https://egrisstats.org/>.
- 57** The [International Recommendations on Refugee Statistics](#) (IRRS), the [International Recommendations on IDP Statistics](#) (IRIS), and the [International Recommendations on Statelessness Statistics](#) (IROSS) endorsed in 2018, 2020, and 2023, respectively.
- 58** Access resources here: EGRIS [Compilers’ Manual](#) and [E-learning course](#).
- 59** The full [membership](#) list is available on the EGRIS website.
- 60** The 29 countries using IRRS are Armenia, Burkina Faso, Cameroon, Canada, Chad, Chile, Colombia, Côte d’Ivoire, the Democratic Republic of the Congo, Djibouti, Egypt, Germany, Greece, Iraq, Italy, Jordan, Kenya, Malaysia, Moldova, Morocco, Norway, the State of Palestine, Peru, Poland, Rwanda, South Africa, South Sudan, Uganda, and Zambia.
- 61** Regional projects that also supported refugee data in Kenya are not included in this number because information on country-level allocations is unavailable in donors’ reporting.
- 62** Expert Group on Refugee, IDP and Statelessness Statistics, 2021.

GLOBAL COMPACT ON REFUGEES INDICATOR REPORT 2023

FRONT COVER

Mural created in 2021 as part of a programme in Queens, New York in the United States of America, that brought together displaced children from El Salvador, Honduras, Nicaragua, Venezuela, Mexico and other countries in Latin America.

© Artolution, Kids in Need of Defense

**PRODUCED BY UNHCR
(17 NOVEMBER 2023)**

© 2023 United Nations High Commissioner for Refugees

All rights reserved. Reproductions and translations are authorized, provided UNHCR is acknowledged as the source.

This document is available on UNHCR's website:

www.unhcr.org/global-compact-refugees-indicator-report