



## Economic and Social Council

Distr.

GENERAL

TRANS/WP.29/2000/23

21 December 1999

Original: ENGLISH

---

### ECONOMIC COMMISSION FOR EUROPE

INLAND TRANSPORT COMMITTEE

Working Party on the Construction of Vehicles

(One-hundred-and-twentieth session,  
7-10 March 2000, agenda item 6.24.)

PROPOSAL FOR DRAFT SUPPLEMENT 1 TO REGULATION No. 107

(Double-deck large passenger vehicles)

Transmitted by the Working Party on General Safety Provisions (GRSG)

Note: The text reproduced below was adopted by GRSG at its seventy-seventh session and is transmitted to WP.29 and to AC.1 for consideration. It is based on the text of documents TRANS/WP.29/GRSG/1999/7 and TRANS/WP.29/GRSG/1999/16, as amended (TRANS/WP.29/GRSG/56, paras.22, 26 and annex 3).

---

This document is a working document circulated for discussion and comments. The use of this document for other purposes is the entire responsibility of the user. Documents are also available via the INTERNET:  
<http://www.unece.org/trans/main/welcwp29.htm>

Paragraph 1.2., amend to read:

"1.2. Technical provisions for the carriage of passengers with reduced mobility are outside of the scope of this Regulation. Until harmonized provisions for accessibility are finalized and included in an annex to this Regulation, Contracting Parties may apply additional requirements to ensure access to vehicles and the safety of such passengers."

Insert a new paragraph 2.19.1., to read:

"2.19.1. "Passenger with reduced mobility" means all passengers who have a special difficulty when using public transport, especially elderly and disabled people. Reduced mobility does not necessarily imply any form of medical impairment."

Paragraph 4.4.1., footnote 1/, amend to read:

"1/ . . . . 31 for Bosnia and Herzegovina, 32 for Latvia, 33 (vacant), 34 for Bulgaria, 35-36 (vacant), 37 for Turkey, . . . . "

Paragraphs 5.6.1.9. and 5.6.1.12., replace the reference to paragraph 5.7.5.3. by reference to paragraph 5.7.5.4.

Paragraph 5.6.3.1., amend to read:

" . . . . the following minimum dimensions (see also annex 3, figure 16)."

Paragraph 5.6.3.1., the table, service door width, remarks, add at the end the following text:

"... The required width shall be ensured in the height of 70 to 160 cm related to the level of the first step (see annex 3, figure 16)."

Insert a new paragraph 5.6.4.9., to read:

"5.6.4.9. The service door in any open position shall not obstruct the use of or required access to any mandatory exit."

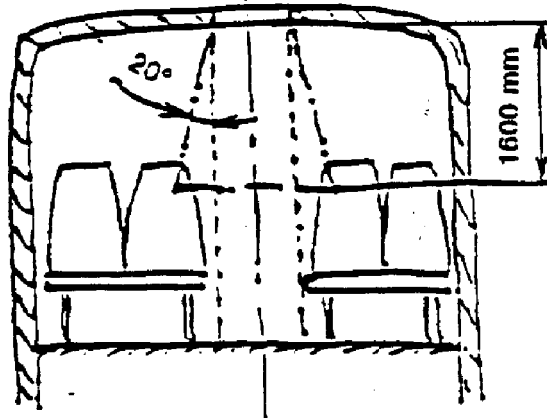
Paragraph 5.7.1.9., amend to read:

"5.7.1.9. The maximum slope of the floor in the access passage shall not exceed 5 per cent."

Paragraph 5.7.4., amend to read:

"5.7.4. Access to escape hatches

- 5.7.4.1. If one or more escape hatches are fitted in the roof, at least one escape hatch shall be located such that a four-sided truncated pyramid having a side angle of  $20^\circ$  and a height of 1,600 mm touches part of a seat or equivalent support. The axis of the pyramid shall be vertical and its smaller section shall contact the aperture area of the escape hatch. Supports may be foldable or movable provided they can be locked in their position of use. This position shall be taken for verification.



- 5.7.4.2. When the structural thickness of the roof is more than 150 mm, the smaller section of the pyramid shall contact the aperture area of the escape hatch at the level of the outside surface of the roof."

Paragraph 5.7.5.1. the table, amend to read (including dimensions in brackets and explanatory notes 1/ and 2/):

".....

		Class I		Class II		Class III	
		UD	LD <u>1/</u>	UD	LD <u>1/</u>	UD	LD <u>1/</u>
Diameter of lower cylinder		45	45	35	35	30	30
Height of lower cylinder		90	102 <u>2/</u> (90)	90	102 <u>2/</u> (90)	90	102 <u>2/</u> (90)
Diameter of upper cylinder		55	55	55	55	45	45
Height of upper cylinder		50	50	50	50	50	50
Overall height	Approval A	168	180 <u>2/</u> (168)	168	180 <u>2/</u> (168)	168	180 <u>2/</u> (168)
	Approval B	172	177 (172)	168	180 (168)	168	180 (168)

1/ Dimensions in brackets apply for the rearmost part of the lower deck only (para. 5.7.5.3.)

2/ For alternative dimensions of the lower deck: see para. 5.7.5.3.2.  
....."

Insert new paragraphs 5.7.5.3. to 5.7.5.3.2., to read:

"5.7.5.3. The overall height of the gauging device may be reduced:

5.7.5.3.1. from 180 cm to 168 cm (approval A) or from 177 cm to 172 cm (approval B) in any part of the gangway of the lower deck to the rear of a transverse vertical plane situated 1.5 m forward to the centre line of the rear axle (foremost rear axle in the case of vehicles with more than one rear axle); and

5.7.5.3.2. from 180 cm to 177 cm by reducing the height of the lower cylinder by 3 cm in case of a service door which is situated forward the front axle in any part of the gangway situated between two transverse vertical planes situated 80 cm forwards and behind the centre line of the front axle."

Paragraphs 5.7.5.3. to 5.7.5.7. (former), renumber as paragraphs 5.7.5.4. to 5.7.5.8.

Paragraph 5.7.7. to 5.7.7.2., amend to read:

"5.7.7. Slope of the gangway

The slope of the gangway shall not exceed:

5.7.7.1. In the longitudinal direction:

5.7.7.1.1. 8 per cent in the case of a vehicle of Class I or Class II, or

5.7.7.1.2. 12.5 per cent in the case of a vehicle of Class III.

5.7.7.2. In the transversal direction 5 per cent for all classes."

Insert a new paragraph 5.7.8.8., to read:

"5.7.8.8. The maximum slope of the step in any direction shall not exceed 5 per cent."

Paragraph 5.7.9., amend to read:

"5.7.9. Passenger seats (including folding seats) and space for seated passengers"

Paragraph 5.9.1., delete the second sentence reading "These axes shall intersect ..... travel of the vehicle."

Paragraph 5.10.2., amend to read:

" ... circular track 7.2 m wide (see annex 4 figures A and B)."

Paragraph 5.10.3., amend to read:

"5.10.3. With the vehicle stationary, a vertical plane tangential to the side of the vehicle and facing outwards from the circle shall be established by marking a line on the ground. In the case of an articulated vehicle the two rigid portions shall be aligned with the plane. When the vehicle moves from a straight line approach into the circular area described in paragraphs 5.10.1. and 5.10.2. above, no part of it shall move outside of this vertical plane by more than 0.8 m (see annex 4, figure A) in the case of a rigid vehicle, or by more than 1.2 m (see annex 4, figure B) in the case of an articulated vehicle."

Paragraph 5.12.2.3., amend to read:

"..... the floor at that position. Exception may be given in the middle of large platforms, but the sum of these exceptions shall not exceed 20 per cent of the total standing area."

Annex 3, the table under figure 3, including the footnote, amend to read:

"

	B(cm)	C(cm)	D(cm)	E(cm) <u>1/</u> <u>2/</u>		F(cm) <u>1/</u> <u>2/</u>
				Approval A	Approval B	
Class I	55	45	50	180 (168)	177 (172)	102 (90)
Class II	55	35	50	180 (168)		102 (90)
Class III	45	30 (22 in the case of laterally movable seats)	50	180 (168)		102 (90)

1/ Dimensions in brackets apply for upper deck and/or the rearmost part of the lower deck (para. 5.7.5.3.) only.

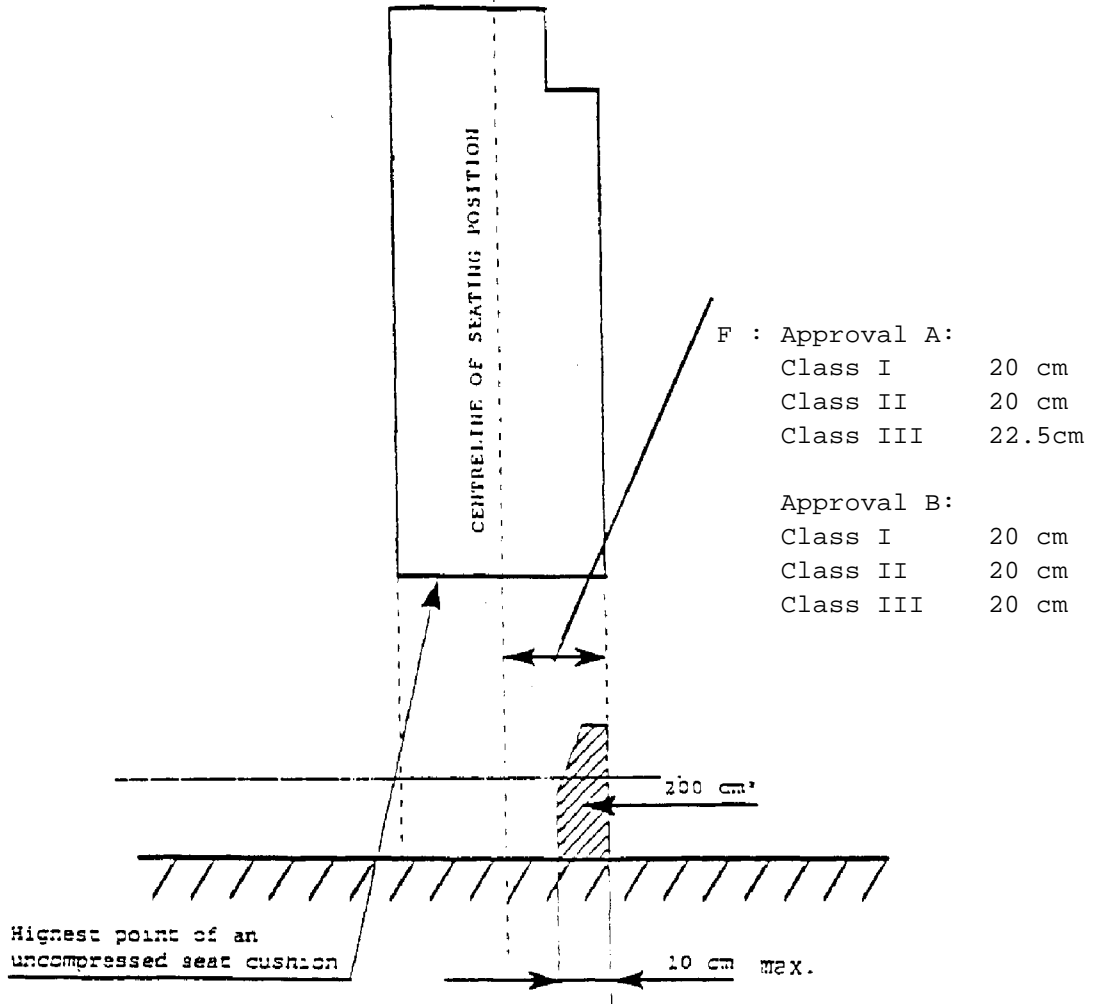
2/ For alternative dimensions of the lower deck: see para. 5.7.5.3.2."

Annex 3, figure 11, replace by the following figure:

"

Figure 11

PERMITTED INTRUSION IN LOWER PART OF PASSENGER SPACE  
(See paragraph 5.7.9.6.2.3.)

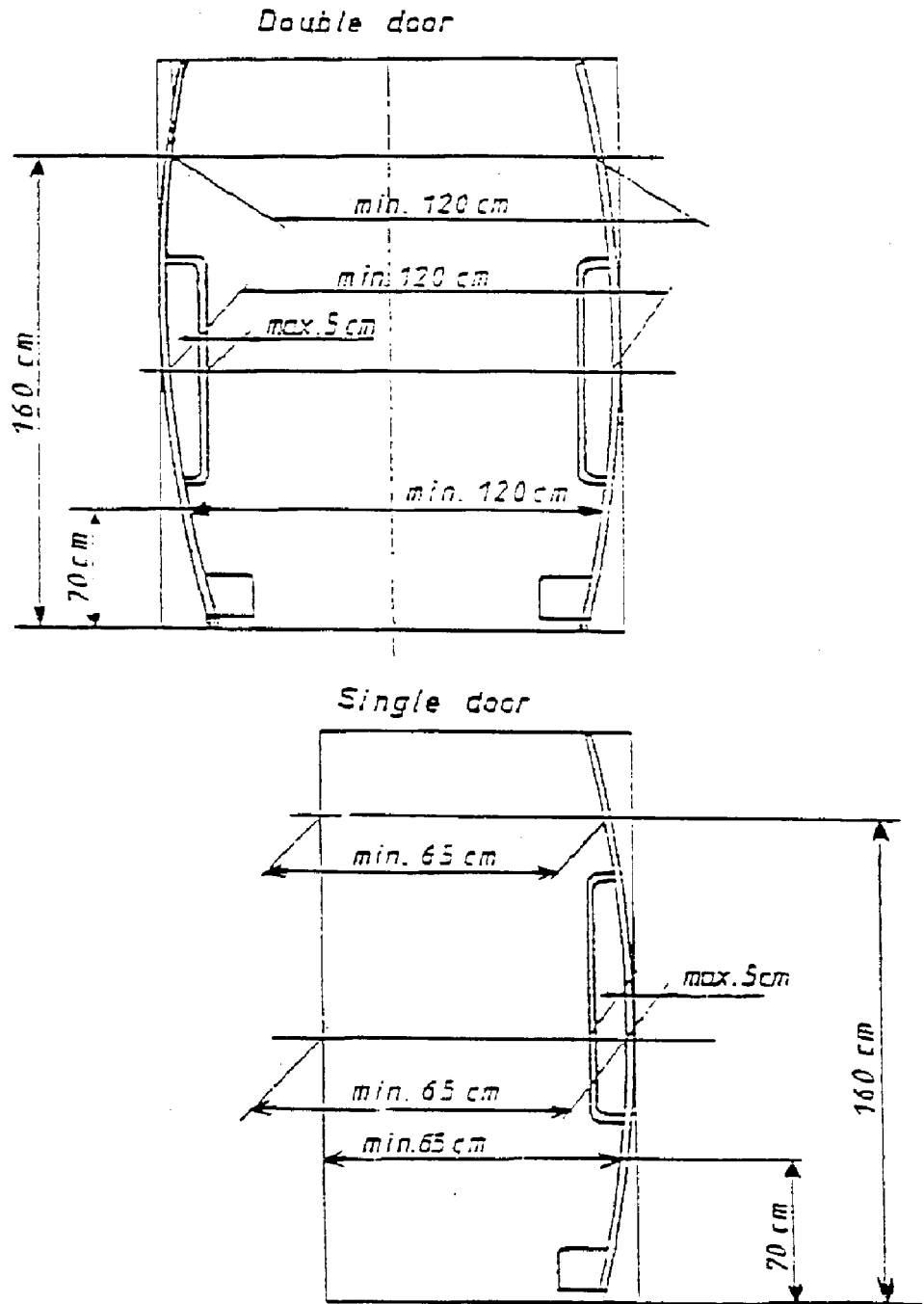


"

Annex 3, insert a new figure 16, to read:

"Figure 16

SERVICE DOOR DIMENSIONS  
(see paragraph 5.6.3.1.)





Annex 4, figures A and B, replace by the following figures (figure C being deleted):

"Annex 4

MANOEUVRABILITY  
(see paragraph 5.10.)

Figure A

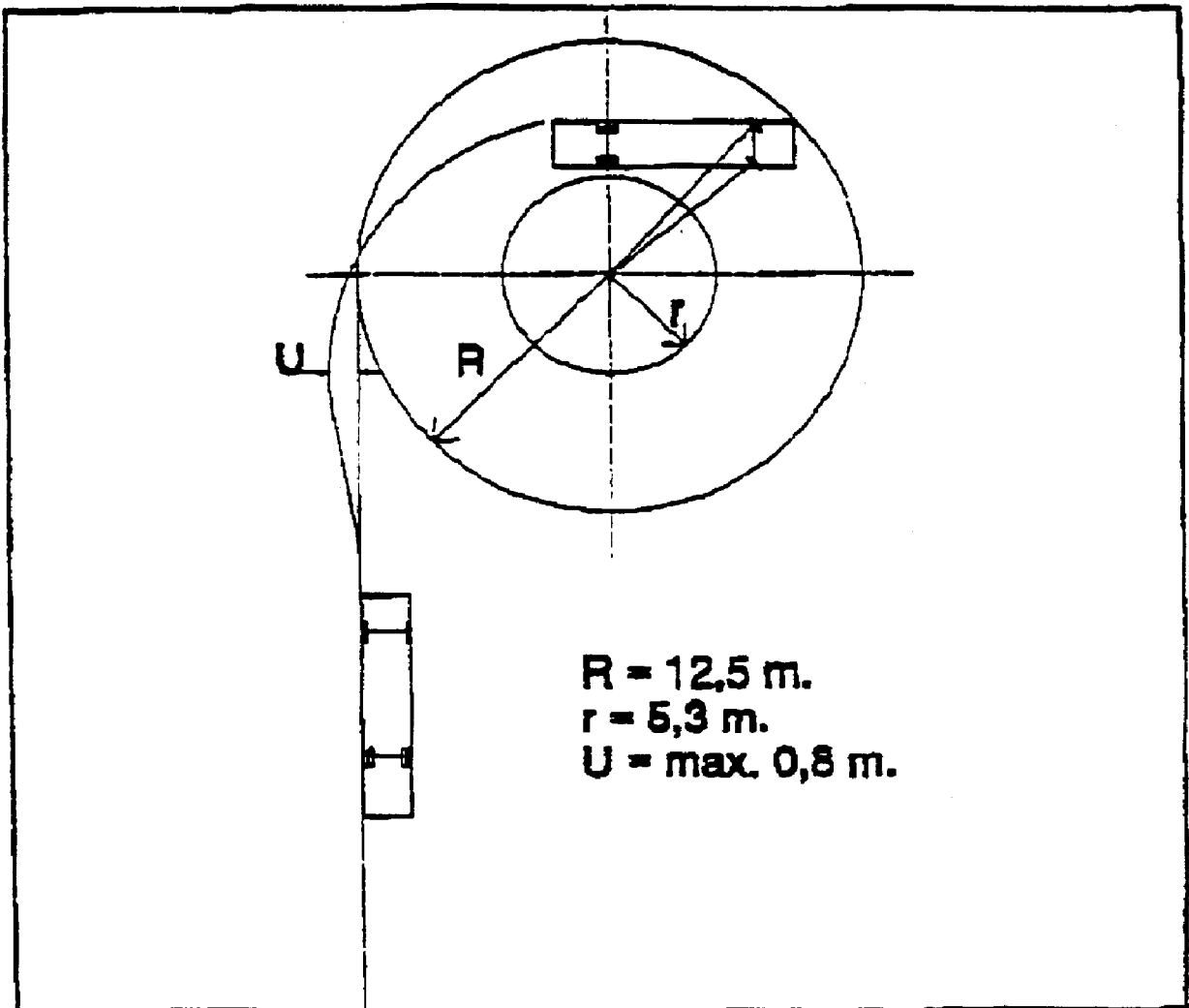


Figure B

