



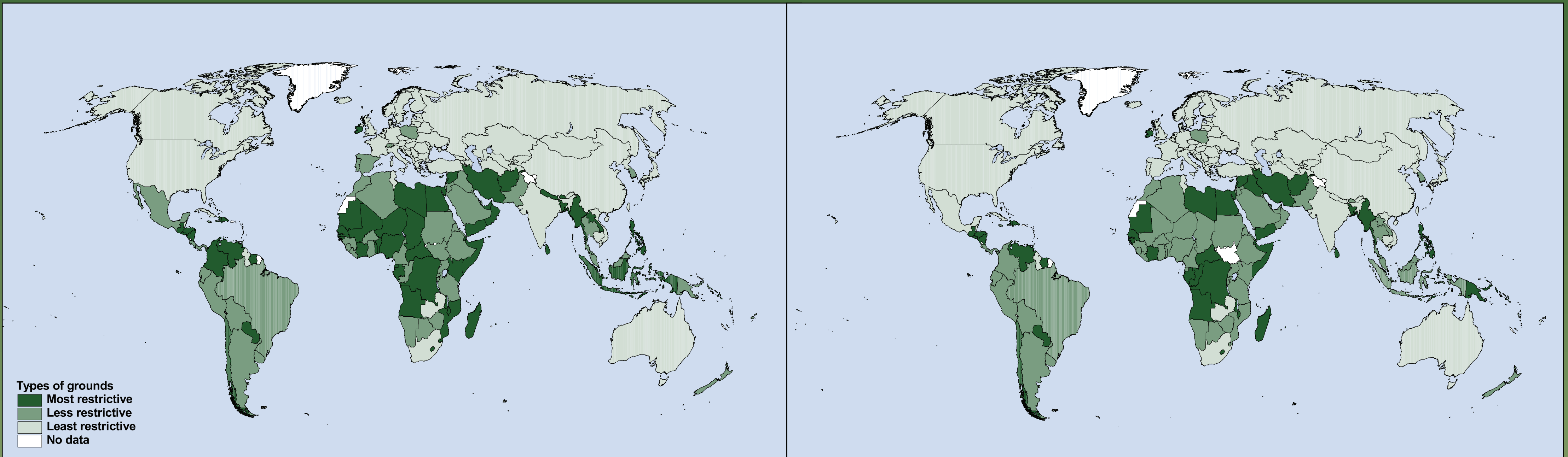
World Abortion Policies 2013

Country or area	Legal grounds on which abortion is permitted (2011)							Abortion rate (per 1,000 women aged 15-44)	Government support for family planning	Family planning			Maternal mortality ratio (per 100,000 live births)
	To save a woman's life	To preserve a woman's physical health	To preserve a woman's mental health	In case of rape or incest	Because of foetal impairment	For economic or social reasons	On request			Year	Contraceptive use, all methods ¹ (percent)	Unmet need (percent)	
World	—	—	—	—	—	—	—	2010	63/57	12	2.5	210	
More developed regions	—	—	—	—	—	—	—	2010	72/62	9	1.7	16	
Less developed regions	—	—	—	—	—	—	—	2010	62/56	13	2.6	240	
Least developed countries	—	—	—	—	—	—	—	2010	35/28	24	4.1	430	
Africa	—	—	—	—	—	—	—	2010	31/25	23	4.4	460	
Eastern Africa	—	—	—	—	—	—	—	2010	33/28	26	4.7	—	
Burundi	X	X	X	-	-	-	-	Direct	2010/11	22/18 ¹	..	4.1	800
Comoros	X	X	X	-	-	-	-	Direct	2000	26/19	..	4.7	280
Djibouti	X	X	X	-	-	-	-	Direct	2006	18/17	..	3.6	200
Eritrea	X	X	X	X	X	X	X	Direct	2002	8/5	29	4.2	240
Ethiopia	X	X	X	X	X	X	X	Direct	2010/11	29/27	25	3.8	350
Kenya ²	X	X	X	-	-	-	-	Direct	2008/09	46/39	26	4.6	360
Madagascar ³	X	X	X	-	-	-	-	Direct	2008/09	40/28	19	4.5	240
Malawi ⁴	X	X	X	-	-	-	-	Direct	2010	46/42 ¹	26	6.0	460
Mauritius ⁵	X	X	X	-	-	-	-	Direct	2002	78/39 ⁶	4 ⁷	1.6	60
Mozambique	X	X	X	-	-	-	-	Direct	2011	12/11 ¹	..	4.7	590
Rwanda	X	X	X	-	-	-	-	Direct	2010/11	52/44	19	5.3	340
Seychelles	X	X	X	X	X	X	X	Direct	—	—	—	—	—
Somalia ⁸	X	X	X	-	-	-	-	Indirect	2006	15/1	..	6.3	1 000
South Sudan	X	X	X	-	-	-	-	Direct	2006	4/1 ¹
Uganda	X	X	X	-	-	-	-	Direct	2011	30/26 ¹	..	5.9	310
United Republic of Tanzania ²	X	X	X	-	-	-	-	Direct	2009/10	34/26	25	5.5	460
Zambia	X	X	X	X	X	X	X	Direct	2007	41/27	27	6.3	440
Zimbabwe	X	X	X	X	X	X	X	Direct	2010/11	59/57 ¹	..	3.1	570
Middle Africa	—	—	—	—	—	—	—	2010	19/8	26	5.2	—	
Angola ⁹	X	X	X	-	-	-	-	Direct	2001	6/5	..	5.1	450
Cameroun	X	X	X	X	X	X	X	Direct	2011	23/14 ¹	..	4.3	690
Central African Republic ³	X	X	X	-	-	-	-	Indirect	2006	19/9	..	4.4	890
Chad	X	X	X	X	X	X	X	Direct	2004	3/2	21	5.7	1 100
Chad ⁴	X	X	X	-	-	-	-	Direct	2011	45/20
Dem. Republic of the Congo ⁵	X	X	X	-	-	-	-	Direct	2010	18/6	24 ⁷	5.5	540
Equatorial Guinea	X	X	X	-	-	-	-	Direct	2000	10/6	..	5.0	240
Gabon ¹	X	X	X	-	-	-	-	Direct	2000	33/12	28	3.2	230
Sao Tome and Principe ³	X	X	X	-	-	-	-	Direct	2008/09	38/33	38	3.5	70
Northern Africa	—	—	—	—	—	—	—	2010	54/49	15	2.8	—	
Algeria	X	X	X	-	-	-	-	Direct	2006	61/52	..	2.1	97
Egypt	X	X	X	-	-	-	-	Direct	2008	60/58	12	2.6	66
Libya	X	X	X	-	-	-	-	No support	1995	45/26	..	2.4	58
Morocco	X	X	X	-	-	-	-	Direct	2009/10	63/52	12	2.2	100
Sudan	X	X	X	X	X	X	X	Direct	2010	91/4 ¹	29 ¹⁸	4.9	730
Tunisia	X	X	X	X	X	X	X	Direct	2006	60/52 ¹	..	1.9	56
Southern Africa	—	—	—	—	—	—	—	2010	62/61	14	2.5	—	
Botswana	X	X	X	X	X	X	X	Direct	2007/08	63/51 ¹	..	2.6	160
Lesotho	X	X	X	-	-	-	-	Direct	2009/10	47/46	23	3.1	620
Namibia	X	X	X	X	X	X	X	Direct	2006/07	55/54	21	3.1	200
South Africa	X	X	X	X	X	X	X	Direct	2003/04	60/60	14	2.4	300
Swaziland	X	X	X	X	X	X	X	Direct	2010	65/63	13 ¹	3.2	320
Western Africa	—	—	—	—	—	—	—	2010	15/10	25	5.2	—	
Benin	X	X	X	X	X	X	X	Direct	2006	17/6	27	5.1	350
Burkina Faso	X	X	X	X	X	X	X	Direct	2010/11	16/15 ¹	..	5.8	300
Cape Verde	X	X	X	X	X	X	X	Direct	2005	61/57	17	2.3	79
Côte d'Ivoire	X	X	X	-	-	-	-	Direct	2006	13/8	..	4.2	400
Gambia ²	X	X	X	-	-	-	-	Direct	2001	18/13	..	4.7	360
Ghana	X	X	X	X	X	X	X	Direct	2008	24/17	36	4.0	350
Guinea	X	X	X	X	X	X	X	Direct	2006	9/4	22	5.0	610
Guinea-Bissau ³	X	X	X	-	-	-	-	Direct	2010	14/..	..	4.9	790
Liberia	X	X	X	X	X	X	X	Direct	2007	11/10	36	5.0	770
Mali ²	X	X	X	-	-	-	-	Direct	2006	8/6	28	6.1	540
Mauritania ³	X	X	X	-	-	-	-	Direct	2007	9/8 ¹	..	4.4	510
Niger	X	X	X	-	-	-	-	Direct	2006	11/5	16	6.9	590
Nigeria ¹⁰	X	X	X	-	-	-	-	Direct	2011	14/8	19 ⁶	5.4	630
Senegal	X	X	X	-	-	-	-	Direct	2010/11	13/12 ¹	..	4.6	370
Sierra Leone ²	X	X	X	-	-	-	-	Direct	2008	8/6	28	4.7	890
Togo	X	X	X	X	X	X	X	Direct	2010	15/13	31 ¹⁷	3.9	300
Asia	—	—	—	—	—	—	—	2010	67/61	11	2.2	150	
Eastern Asia	—	—	—	—	—	—	—	2010	83/81	4	1.6	—	
China	X	X	X	X	X	X	X	Direct	2006	85/84	..	1.6	37
Dem. People's Rep. of Korea	X	X	X	X	X	X	X	Direct	2002	69/58 ¹	..	2.0	81
Japan ¹¹	X	X	X	-	-	-	-	Indirect	2005	54/44 ¹	..	1.4	5
Mongolia	X	X	X	X	X	X	X	Direct	2008	55/50	14 ¹	2.4	63
Republic of Korea	X	X	X	X	X	X	X	Direct	2009	80/70 ¹⁸	..	1.4	16
South-central Asia	—	—	—	—	—	—	—	2010	2.6	—
Afghanistan	X	-	-	-	-	-	-	Direct	2010	22/16 ¹	..	6.0	460
Bangladesh	X	-	-	-	-	-	-	Direct	2011/12	61/48	12 ¹	2.2	240
Bhutan	X	X	X	-	-	-	-	Direct	2010	66/65	12 ¹	2.3	180
India	X	X	X	X	X	X	X	Direct	2007/08	55/48	21	2.5	200
Iran (Islamic Republic of) ²	X	-	-	-	-	-	-	No support	2002	73/59 ¹	..	1.6	21
Kazakhstan	X	X	X	X	X	X	X	Direct	2006	51/49	..	2.5	51
Kyrgyzstan	X	X	X	X	X	X	X	Direct	2005/06	48/46	..	2.6	71
Myanmar	X	-	-	-	-	-	-	Direct	2009	35/27	29	1.7	60
Nepal	X	X	X	X	X	X	X	Direct	2011	50/43	27	2.6	170
Pakistan ¹⁴	X	X	X	-	-	-	-	Direct	2006/07	30/22	25	3.2	260
Sri Lanka	X	X	X	-	-	-	-	Direct	2006/07	68/63 ¹⁵	7 ¹⁹	2.2	35
Tajikistan	X	X	X	X	X	X	X	Direct	2007	37/32	..	3.2	65
Turkmenistan	X	X	X	X	X	X	X	Direct	2000	62/46 ¹	10	2.3	67
Uzbekistan	X	X	X	X	X	X	X	Direct	2006	65/59	..	2.3	28
Southeastern Asia	—	—	—	—	—	—	—	2010	62/56	14	2.1	—	
Brunei Darussalam	X	-	-	-	-	-	-	No support	—	—	—	—	—
Cambodia	X	X	X	X	X	X	X	Direct	2010/11	51/36 ¹	24	2.4	250
Indonesia	X	X	X	-	-	-	-	Direct	2007	61/57	13	2.1	220
Lao People's Dem. Republic	X	X	X	-	-	-	-	Direct	2005	38/35	27	2.5	470
Malaysia	X	X	X	-	-	-	-	Direct	2004	49/32 ¹⁶	..	2.6	29
Myanmar	X	-	-	-	-	-	-	Direct	2009/10	46/46 ¹	..	1.9	200
Philippines ³	X	X	X	-	-	-	-	Direct	2011	49/36	..	3.1	99
Singapore	X	X	X	X	X	X	X	Direct	1997	62/55 ¹⁸	..	1.4	3
Thailand	X	X	X	X	X	X	X	Direct	2009	80/78	..	1.5	48
Timor-Leste	X	X	X	-	-	-	-	Direct	2009/10	22/21	32	5.9	300
Viet Nam	X	X	X	X	X	X	X	Direct	2010/11	78/60	4 ¹	1.7	59
Western Asia	—	—	—	—	—	—	—	2010	58/38	17	2.8	—	
Armenia	X	X	X	X	X	X	X	Indirect	2010	55/27 ¹	..	1.7	30
Azerbaijan	X	X	X	X	X	X	X	Direct	2006	51/13	15	2.1	43
Bahrain	X	X	X	X	X	X	X	Direct	1995	62/31 ¹	..	2.4	20
Cyprus	X	X	X	X	X	X	X	Direct	2010	1.5	10
Georgia	X	X	X	X	X	X	X	Direct	2005	47/27 ¹	16 ¹⁹	4.5	67
Iraq	X	X	X	-	-	-	-	Direct	2011	51/33 ¹	..	1.5	63
Israel	X	X	X	X	X	X	X	Indirect	1987/88	86/52 ¹⁸	..	2.9	7
Jordan	X	X	X	-	-	-	-	Direct	2009	59/41	13	2.9	63
Kuwait	X	X	X	-	-	-	-	Direct	1999	52/39 ¹⁷	..	2.3	14
Lebanon	X	X	X	-	-	-	-	Direct	2004	58/34	..	1.8	25
Oman	X	X	X	-	-	-	-	Direct	2000	32/25 ¹⁷			

Types of legal grounds on which abortion is permitted

1996

2011



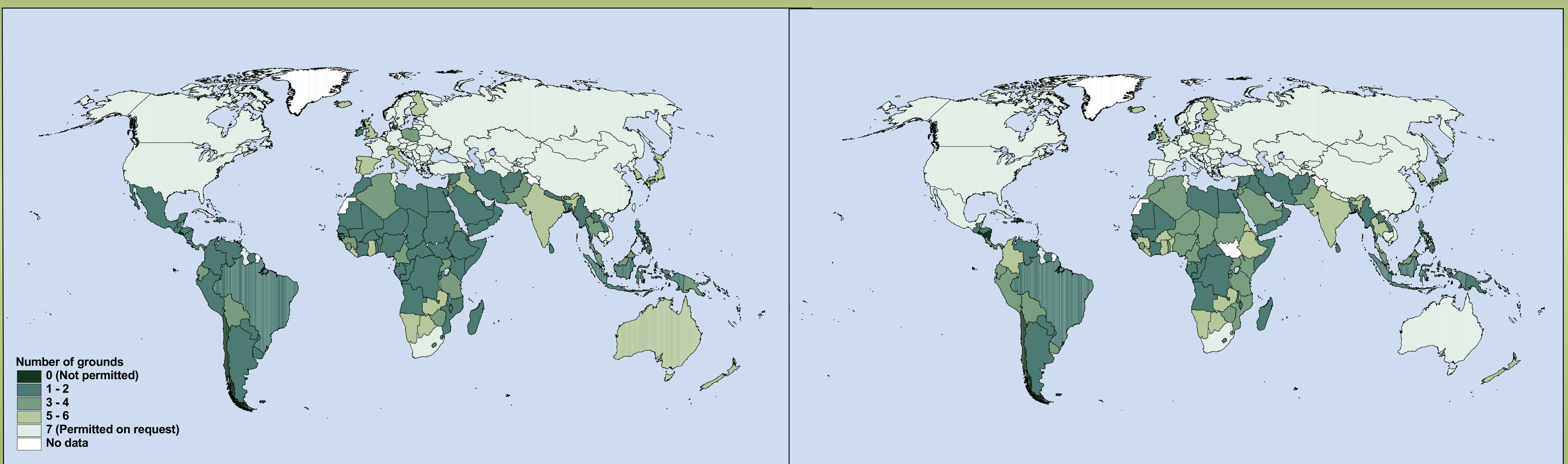
Most restrictive: Countries that do not permit abortion on any ground or permit abortion only to save a woman's life; Less restrictive: Countries that permit abortion to preserve a woman's physical or mental health, or in case of rape or incest, or because of foetal impairment, but that do not allow abortion for economic or social reasons or on request; Least restrictive: Countries that permit abortion for economic or social reasons or on request.

The boundaries on these maps do not imply official endorsement or acceptance by the United Nations.

Number of legal grounds on which abortion is permitted

1996

2011



The boundaries on these maps do not imply official endorsement or acceptance by the United Nations.



Copyright © United Nations, 2013
All rights reserved

ST/ESA/SER.A/329
Sales No. E.13.XIII.4

Enquiries should be directed to:
Chief, Policy Section
Population Division
Department of Economic and Social Affairs
United Nations, New York, NY 10017
Tel: 1 917-367-4632
Fax: 1 212-963-2147
Email: mishrav@un.org

Website: www.unpopulation.org

Printed in the United States of America

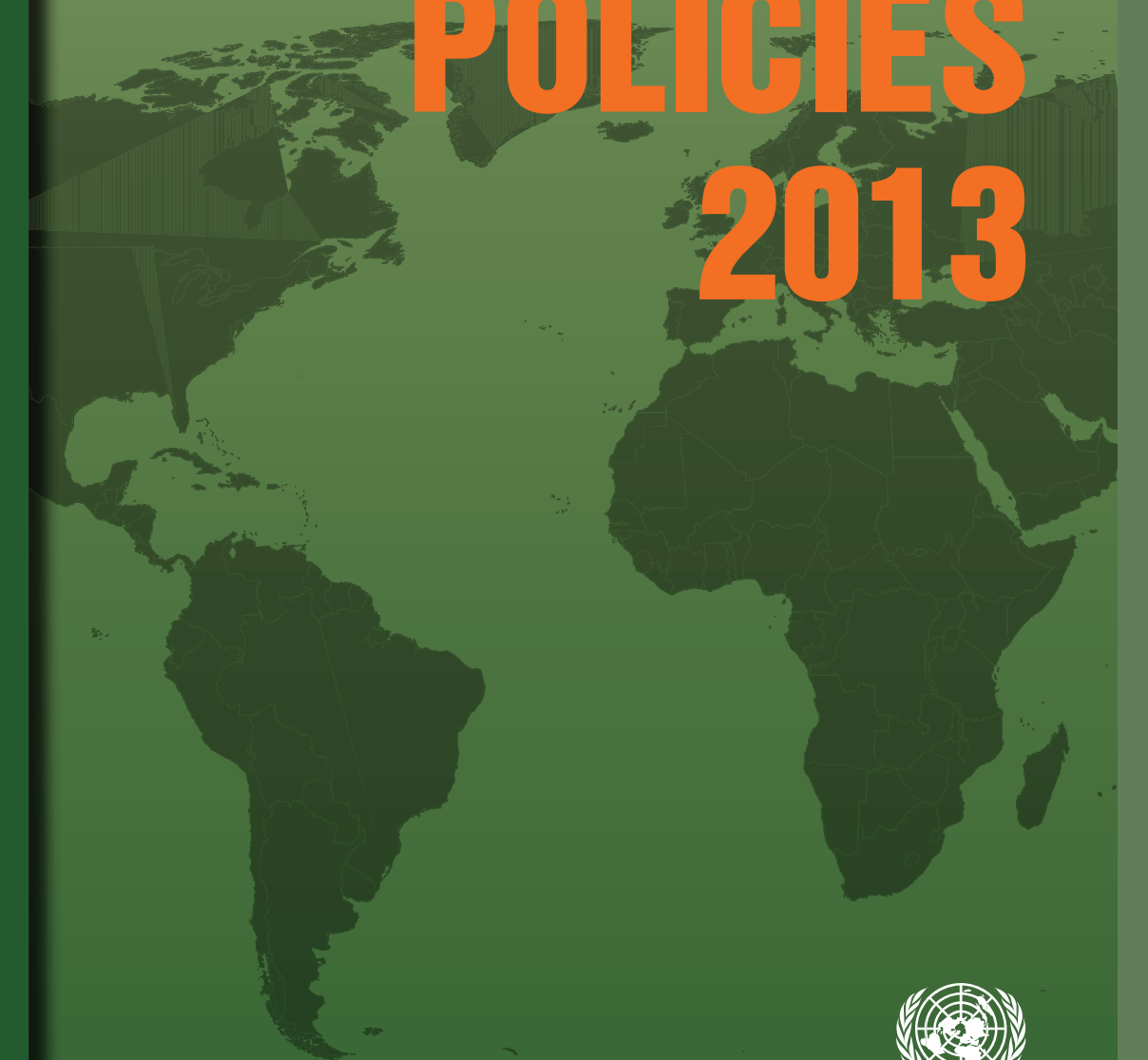
13-21743—March 2013—3,000

USD 12
ISBN 978-92-1-151501-5
eISBN 978-92-1-056052-8



Economic & Social Affairs

WORLD ABORTION POLICIES 2013



UNITED NATIONS
Department of Economic and Social Affairs
Population Division