

UNITED NATIONS  
TRUSTEESHIP  
COUNCIL



Distr.  
GENERAL

T/1607  
15 May 1963  
ENGLISH  
ORIGINAL: ENGLISH/FRENCH

Thirtieth session  
Item 4 (c) of the provisional agenda

REPORT OF THE COMMONWEALTH OF AUSTRALIA ON THE ADMINISTRATION  
OF THE TERRITORY OF NEW GUINEA FOR THE PERIOD FROM 1 JULY 1961  
TO 30 JUNE 1962

Note by the Secretary-General

The Secretary-General has the honour to transmit to each member of the Trusteeship Council two copies of the report of the Commonwealth of Australia on the administration of the Territory of New Guinea for the period from 1 July 1961 to 30 June 1962.<sup>1/</sup>

Fifty copies of the report were received by the Secretary-General on 14 May 1963.

Trentième session  
Point 4 c) de l'ordre du jour provisoire

RAPPORT DU COMMONWEALTH D'AUSTRALIE SUR L'ADMINISTRATION  
DU TERRITOIRE DE LA NOUVELLE-GUINEE POUR LA PERIODE DU  
1er JUILLET 1961 AU 30 JUIN 1962

Note du Secrétaire général

Le Secrétaire général a l'honneur de transmettre à chacun des membres du Conseil de tutelle deux exemplaires du rapport du Commonwealth d'Australie sur l'administration du Territoire de la Nouvelle-Guinée pour la période du 1er juillet 1961 au 30 juin 1962.<sup>1/</sup>

Cinquante exemplaires de ce rapport sont parvenus au Secrétaire général le 14 mai 1963.

1/ Commonwealth of Australia. Report to the General Assembly of the United Nations on the administration of the Territory of New Guinea from 1 July 1961 to 30 June 1962. A.J. Arthur, Commonwealth Government Printer, Canberra, 2685/63.



T/1607  
A/5522



1963

---

**TERRITORY OF  
NEW GUINEA**

---

**REPORT FOR  
1961-1962**



1963.

---

COMMONWEALTH OF AUSTRALIA.

---

# REPORT

TO

THE GENERAL ASSEMBLY OF THE UNITED  
NATIONS

ON THE

# ADMINISTRATION OF THE TERRITORY OF NEW GUINEA

From 1st JULY, 1961, to 30th JUNE, 1962.

---

(SUBMITTED IN CONFORMITY WITH ARTICLE 88 OF THE CHARTER OF THE UNITED NATIONS  
AND ON THE BASIS OF THE QUESTIONNAIRE APPROVED BY THE TRUSTEESHIP COUNCIL  
ON 6th JUNE, 1952, AS AMENDED ON 24th JULY, 1958 AND 7th JULY, 1961.)

By Authority:

A. J. ARTHUR, Commonwealth Government Printer, Canberra.

(Printed in Australia.)

## TABLE OF CONTENTS.

PART	I.—INTRODUCTORY DESCRIPTIVE SECTION—	PAGE.
	General Description of the Territory—	
	Area and Location .. .. .	11
	Topography .. .. .	11
	Drainage .. .. .	12
	Climate .. .. .	12
	Natural Resources .. .. .	13
	People—	
	Population .. .. .	14
	Changes and Movements of Population .. .. .	14
	Structure of Tribal Societies .. .. .	15
	Ethnic Structure .. .. .	15
	Linguistic Structure .. .. .	15
	Indigenous Religions .. .. .	16
	Social Structure .. .. .	16
	Historical Survey .. .. .	19
PART	II.—STATUS OF THE TERRITORY AND ITS INHABITANTS—	
	Status of the Territory .. .. .	21
	Status of the Inhabitants .. .. .	21
PART	III.—INTERNATIONAL AND REGIONAL RELATIONS—	
	International .. .. .	21
	Regional .. .. .	21
	Common Associations of Indigenous Inhabitants with other Territories .. .. .	22
	Administrative Union with Territory of Papua .. .. .	22
PART	IV.—INTERNATIONAL PEACE AND SECURITY: MAINTENANCE OF LAW AND ORDER—	
	Police Force .. .. .	22
	Public Order .. .. .	24
PART	V.—POLITICAL ADVANCEMENT—	
	Chapter 1.—General Political Structure .. .. .	24
	Policy and Development Plans .. .. .	24
	Chapter 2.—Territorial Government—	
	Structure .. .. .	27
	Chief Administrative Officer .. .. .	27
	Heads of Departments .. .. .	27
	Legislative Councils or Organs .. .. .	27
	The Legislative Council .. .. .	27
	Standing Committee on Public Works .. .. .	29
	The Administrator .. .. .	29
	The Administrator's Council .. .. .	29
	Statutory and other Boards and Committees .. .. .	29
	District Administration .. .. .	29
	Classification of Areas .. .. .	30
	Patrols .. .. .	30
	Tribal Fighting and Attacks on Patrols .. .. .	30
	Chapter 3.—Local Government—	
	Native Local Government Councils .. .. .	30
	District and Town Advisory Councils .. .. .	34
	Chapter 4.—The Public Service—	
	Legislation .. .. .	34
	Control, Structure and Staffing .. .. .	34
	Auxiliary Division .. .. .	35
	Administration Servants .. .. .	36
	Recruitment .. .. .	36
	Organization and Classification .. .. .	37
	Methods .. .. .	37
	Training .. .. .	37
	Chapter 5.—Suffrage—	
	Legislative Council .. .. .	39
	Native Local Government Councils .. .. .	40
	Chapter 6.—Political Organizations .. .. .	41

TABLE OF CONTENTS—*continued.*

PART	<i>V.—continued.</i>	PAGE.
	Chapter 7.—The Judiciary—	
	Types of Courts .. .. .	41
	Appeals .. .. .	41
	Official Language .. .. .	41
	Constitution of the Courts .. .. .	41
	Judicial Appointments .. .. .	42
	Fees .. .. .	42
	Legal Aid .. .. .	42
	Methods of Trial .. .. .	42
	Equality of Treatment before the Law .. .. .	42
	Penalties .. .. .	42
	Conditional Release .. .. .	43
	Chapter 8.—Legal System—	
	General .. .. .	43
	Native Law and Custom .. .. .	44
	Chapter 9.—Conclusions .. .. .	44
PART	VI.—ECONOMIC ADVANCEMENT—	
	Section 1.—Finance of the Territory—	
	Chapter 1.—Public Finance .. .. .	44
	Chapter 2.—Taxation—	
	General .. .. .	46
	Customs Duties .. .. .	46
	Excise Duties .. .. .	46
	Income Tax .. .. .	46
	Personal Tax .. .. .	47
	Revenue from Income and Personal Taxation .. .. .	48
	Native Local Government Council Tax .. .. .	48
	Stamp Duties .. .. .	48
	Section 2.—Money and Banking .. .. .	48
	Section 3.—Economy of the Territory—	
	Chapter 1.—General—	
	General Situation .. .. .	49
	Price and Production Trends .. .. .	50
	National Income .. .. .	51
	Non-governmental Organizations .. .. .	51
	Chapter 2.—Policy and Planning—	
	General .. .. .	51
	Administrative Organization for Economic Development .. .. .	53
	Programmes of Economic Development .. .. .	53
	Credit Assistance for Economic Development .. .. .	53
	Chapter 3.—Investments .. .. .	54
	Chapter 4.—Economic Equality .. .. .	54
	Chapter 5.—Private Indebtedness .. .. .	55
	Section 4.—Economic Resources, Activities and Services—	
	Chapter 1.—General—	
	Policy and Legislation .. .. .	55
	Production, Distribution and Marketing .. .. .	55
	Stabilization .. .. .	56
	Monopolies .. .. .	56
	Private Corporations and Organizations .. .. .	56
	Co-operatives .. .. .	60
	Chapter 2.—Commerce and Trade—	
	General .. .. .	61
	External Trade .. .. .	62
	Customs Duties .. .. .	62
	Import Restrictions .. .. .	62
	Export Licences .. .. .	62

TABLE OF CONTENTS—*continued.*

PART VI.— <i>con inued.</i> Section 4.— <i>con:inued.</i>	PAGE.
Chapter 3.—Land and Agriculture—	
(a) Land Tenure—	
Land Legislation .. .. .	63
Classification of Land .. .. .	63
Native-owned Land .. .. .	66
Freehold Land .. .. .	66
Administration Land .. .. .	68
Acquisition of Land by Compulsory Process .. .. .	68
Acquisition of Land by Negotiation .. .. .	68
Ownerless Land .. .. .	68
Registration of Titles .. .. .	68
Surveys Completed .. .. .	68
(b) Agricultural Products—	
Principal Types and Methods of Agriculture .. .. .	68
Cultivation Methods and Techniques of the Indigenous People .. .. .	69
Status of Indigenous Agriculture .. .. .	69
Survey of Indigenous Agriculture .. .. .	70
Evaluation of Territory Agriculture .. .. .	71
Development of Indigenous Agriculture .. .. .	72
Agricultural Research .. .. .	73
Plant Pathology and Microbiology .. .. .	73
Agricultural Chemistry .. .. .	74
Economic Entomology .. .. .	75
Soil Survey .. .. .	75
Agronomy .. .. .	76
Plant Introduction and Quarantine .. .. .	76
Agricultural Extension .. .. .	79
Indigenous Participation in Agricultural Administration .. .. .	79
Major Production Statistics .. .. .	79
Adequacy of Food Supplies for the Indigenous People .. .. .	79
Control of Indigenous Production .. .. .	80
General .. .. .	80
(c) Water Resources .. .. .	80
Chapter 4.—Livestock—	
Administrative Organization .. .. .	80
Types of Stock .. .. .	80
Pigs .. .. .	81
Cattle .. .. .	81
Other Livestock .. .. .	82
Research .. .. .	82
Control of Pests and Diseases .. .. .	82
Extension Activity .. .. .	82
Chapter 5.—Fisheries—	
Administrative Organization .. .. .	83
Legislation .. .. .	83
Resources .. .. .	83
Catch and Marketing .. .. .	83
Fisheries Development and Research .. .. .	83
Training .. .. .	83
Chapter 6.—Forests—	
General .. .. .	84
Legislation and Policy .. .. .	85
Attitude of and Effect on Indigenous Inhabitants .. .. .	85
Forest Service .. .. .	86
Recruitment and Training .. .. .	86
Silviculture .. .. .	87
Nurseries .. .. .	87
Natural Regeneration .. .. .	87
Research .. .. .	87
Utilization .. .. .	88
Surveys and Acquisitions .. .. .	88
Forest Botany .. .. .	88
Chapter 7.—Mineral Resources—	
Policy and Legislation .. .. .	89
Administration .. .. .	90
Production .. .. .	90
Mining by Indigenous Inhabitants .. .. .	90
Mining Development .. .. .	91
Duration of Mineral Resources .. .. .	91
Vulcanological Surveys .. .. .	91



TABLE OF CONTENTS—*continued.*

PART VI.— <i>continued.</i>	PAGE.
Section 4.— <i>continued.</i>	
Chapter 8.—Industries—	
Manufacturing Industry .. .. .	91
Local Handicraft and Cottage Industry .. .. .	92
Tourist Industry .. .. .	92
Industrial Development .. .. .	92
Industrial Licensing .. .. .	92
Fuel and Power Facilities .. .. .	92
Chapter 9.—Transport and Communications—	
Postal Services .. .. .	93
Telephone and Radio Telephone Services .. .. .	94
Telegraph Services .. .. .	95
Planned Development .. .. .	95
Employment of Indigenous Staff .. .. .	95
Postal and Telegraph Training .. .. .	95
Radio Broadcasting Services .. .. .	96
Roads .. .. .	96
Road Transport and Railway Services .. .. .	97
Air Transport Services .. .. .	97
Meteorological Services .. .. .	99
Shipping Services .. .. .	99
Transport Connexions with Interior and Inland Waterways .. .. .	99
Ports and Facilities .. .. .	100
Restrictions in Use, Ownership, &c. .. .. .	100
Chapter 10.—Public Works and other Capital Expenditure—	
Administrative Organization .. .. .	100
Expenditure .. .. .	100
Works Activity .. .. .	101
Special Project, Sepik District .. .. .	101
Planned Expenditure 1962-63 .. .. .	101
PART VII.—SOCIAL ADVANCEMENT—	
Chapter 1.—General Social Conditions—	
Social and Religious Background and Customs of the Indigenous Inhabitants .. .. .	102
Non-governmental Organizations .. .. .	102
Chapter 2.—Human Rights and Fundamental Freedoms—	
General .. .. .	102
Slavery .. .. .	103
Right of Petition .. .. .	103
Restrictions .. .. .	103
Freedom of the Press .. .. .	104
Indigenous Religions .. .. .	104
Missionary Activities .. .. .	104
Adoption and Welfare of Children .. .. .	104
Children Born out of Wedlock .. .. .	104
Immigration .. .. .	104
Chapter 3.—Status of Women—	
General .. .. .	105
Marriage Customs, &c. .. .. .	106
Legal Capacity .. .. .	106
Public Offices .. .. .	106
Employment .. .. .	107
Organizations for the Advancement of Women .. .. .	107
Women's Organizations .. .. .	107
Chapter 4.—Labour—	
Policy .. .. .	108
Labour Legislation .. .. .	109
Organization of the Department Responsible for the Administration of Labour Laws .. .. .	111
Opportunities for Employment .. .. .	111
Terms and Conditions of Employment .. .. .	112
Recruitment of Workers .. .. .	112
Remuneration .. .. .	114
Discrimination and Equal Remuneration .. .. .	114
Hours of Work .. .. .	114
Medical Inspection and Treatment .. .. .	115
Housing and Sanitary Conditions at Places of Employment .. .. .	115
Workers' Compensation .. .. .	115
Employment of Women and Juveniles .. .. .	115
Underground and Night Work .. .. .	115
Industrial Homework .. .. .	115
Industrial Safety .. .. .	116

TABLE OF CONTENTS—*continued.*

PART VII.— <i>continued.</i>	PAGE.
Chapter 4.— <i>continued.</i>	
Compulsory Labour .. .. .	116
Training of Skilled and Other Workers .. .. .	116
Freedom of Movement of Persons to Neighbouring Territories for Employment Purposes .. .. .	118
Recruitment from Outside the Territory .. .. .	118
Unemployment .. .. .	118
Indebtedness .. .. .	118
Trade Unions .. .. .	118
Settlement of Labour Disputes .. .. .	118
Application of International Labour Organization Conventions .. .. .	119
Chapter 5.—Social Security and Welfare Services .. .. .	119
Chapter 6.—Standards of Living .. .. .	119
Chapter 7.—Public Health—	
(a) General: Organization—	
Legislation .. .. .	120
Departmental Organization .. .. .	120
Medical Services Outside the Administration .. .. .	121
Co-operation with other Government and International Organizations .. .. .	121
Finance .. .. .	121
(b) Medical Facilities—	
Hospitals .. .. .	122
Health Centres .. .. .	122
Medical Aid Posts (Village Dispensaries) .. .. .	122
Administration Medical Patrols .. .. .	123
Specialist Services .. .. .	123
(c) Environmental Sanitation—	
Removal and Treatment of Waste Matter .. .. .	126
Water Supplies .. .. .	126
Food Inspection .. .. .	126
Control of Pests Dangerous to Health .. .. .	127
(d) Prevalence of Diseases—	
Principal Diseases .. .. .	127
Principal Causes of Death .. .. .	127
Vital Statistics .. .. .	127
(e) Preventive Measures—	
Vaccination .. .. .	127
Control of Infectious and Contagious Diseases .. .. .	127
Quarantine .. .. .	127
(f) Medical Training and Health Education—	
Training .. .. .	127
Health Education .. .. .	129
(g) Nutrition .. .. .	129
Chapter 8.—Narcotic Drugs .. .. .	130
Chapter 9.—Drugs .. .. .	130
Chapter 10.—Alcohol and Spirits—	
Legislation .. .. .	130
Import Duties .. .. .	131
Chapter 11.—Housing and Town and Country Planning—	
Legislation .. .. .	131
Housing Conditions .. .. .	131
Town Planning .. .. .	132
Training and Research .. .. .	132
Chapter 12.—Prostitution .. .. .	132
Chapter 13.—Penal Organization—	
Factors responsible for Crime .. .. .	132
Legislation .. .. .	132
Administrative Organization .. .. .	132
Development of Institutions .. .. .	132
Classification of Detainees .. .. .	133
Conditions of Institution Labour .. .. .	134
Institution Conditions .. .. .	134
Training, Amenities and Rehabilitation .. .. .	134
Juvenile Delinquency .. .. .	135
General, .. .. .	135

TABLE OF CONTENTS—*continued.*

	PAGE.
<b>PART VIII.—EDUCATIONAL ADVANCEMENT—</b>	
<b>Chapter 1.—General Educational System—</b>	
Legislation .. .. .	135
General Policy .. .. .	135
Administrative Organization .. .. .	136
Inspection of Schools .. .. .	136
Plans and Programmes .. .. .	137
Progress .. .. .	137
Non-government Schools .. .. .	138
Basis of Establishment of Schools .. .. .	139
Religious Instruction .. .. .	140
Information about the United Nations .. .. .	140
Camilla Wedgwood Memorial Lecture .. .. .	140
Compulsory Education .. .. .	140
School Fees .. .. .	140
Girls' Education .. .. .	140
Scholarships and Allowances .. .. .	141
School Buildings .. .. .	141
Transportation of School Children .. .. .	141
Fundamental Education .. .. .	141
Text-books and Class Materials .. .. .	141
Libraries and Papers .. .. .	142
Youth Organizations .. .. .	142
<b>Chapter 2.—Primary Education—</b>	
Structure and Organization .. .. .	142
Policy .. .. .	143
Curriculum .. .. .	143
Methods of Teaching English to Indigenous Pupils .. .. .	143
Age of Pupils, Attendance and Educational Wastage .. .. .	143
Progress .. .. .	144
Community Sponsored Schools .. .. .	144
<b>Chapter 3.—Post-Primary and Secondary Schools—</b>	
Policy .. .. .	144
Curriculum .. .. .	145
Attendance at Schools beyond Primary Level .. .. .	145
<b>Chapter 4.—Institutions of Higher Education .. .. .</b>	145
<b>Chapter 5.—Other Schools .. .. .</b>	146
<b>Chapter 6.—Teachers—</b>	
Non-indigenous Teachers .. .. .	147
Indigenous Teachers .. .. .	148
In-service Training .. .. .	148
Educational Tours in Australia by Indigenous Teachers .. .. .	149
Salaries .. .. .	149
<b>Chapter 7.—Adult Community Education—</b>	
Extent of Illiteracy .. .. .	149
Adult Education .. .. .	149
Broadcast Programmes, Publications and Films .. .. .	150
<b>Chapter 8.—Culture and Research—</b>	
Research .. .. .	151
Indigenous Arts and Culture .. .. .	152
Antiquities .. .. .	152
Museums, Parks, &c. .. .. .	152
Languages .. .. .	152
Supply of Literature .. .. .	153
Public Libraries .. .. .	153
Theatres and Cinemas .. .. .	153
<b>PART IX.—PUBLICATIONS—</b>	
Publications .. .. .	153
<b>PART X.—RESOLUTIONS AND RECOMMENDATIONS OF THE GENERAL ASSEMBLY AND THE TRUSTEESHIP COUNCIL—</b>	
Resolutions and Recommendations .. .. .	153
<b>PART XI.—SUMMARY AND CONCLUSIONS—</b>	
Summary and Conclusions .. .. .	157

## STATISTICAL APPENDICES.

		PAGE.
STATISTICAL ORGANIZATION .. .. .		159
CONVERSION TABLE .. .. .		159
STATISTICAL SUMMARY .. .. .		160
APPENDIX I.—POPULATION—		
Table 1.—Enumerated and Estimated Indigenous Population at 30th June, 1962 .. .. .		166
2.—Non-Indigenous Population: Age Distribution at Census of June, 1961 .. .. .		167
3.—Non-Indigenous Population: Nationality by Districts at Census of June, 1961 .. .. .		167
4.—Non-Indigenous Population: Conjugal Condition, at Census of June, 1961 .. .. .		168
5.—Non-Indigenous Population: Vital Statistics at Census of June, 1961 .. .. .		168
6.—Indigenous and Non-Indigenous Population: Migration Oversea and Inter-Territory during the year ended 30th June, 1962 .. .. .		169
7.—Non-Indigenous Population Residing in the Major Towns of the Territory at Census of June, 1961 .. .. .		171
APPENDIX II.—ADMINISTRATIVE STRUCTURE OF GOVERNMENT—		
Table 1.—Public Service of Papua and New Guinea: Classified Positions and Positions Occupied at 30th June, 1962 .. .. .		172
2.—Organization Chart .. .. .	.. .. .	212
3.—Public Service of Papua and New Guinea: Total Staff by Department at 30th June, 1962 .. .. .		213
4.—Administration Servants: Establishment by Department and Category of Employment at 30th June, 1962 .. .. .		214
5.—Patrols conducted by Native Affairs Officers and Number of Inspection Visits at 30th June, 1962 .. .. .		214
6.—Unrestricted and Restricted Areas at 30th June, 1961 and 1962 .. .. .		215
7.—Map showing Degree of Administration Control at 30th June, 1962 .. .. .	.. .. .	214
8.—Native War Damage Compensation .. .. .		215
9.—Number of Village Officials and Councillors at 30th June, 1962 .. .. .		215
10.—Native Local Government Councils at 30th June, 1962 .. .. .		216
11.—Analysis of Actual Expenditure on Public Services by Native Local Government Councils for the year ended 31st December, 1961 .. .. .		218
12.—Abstracts of Estimates of Native Local Government Councils for the Financial Year ending 31st December, 1962 .. .. .		219
13.—Analysis of Estimated Expenditure on Public Services by Native Local Government Councils for the Financial Year ending 31st December, 1962 .. .. .		220
14.—Composition of District Advisory Councils at 30th June, 1962 .. .. .		220
15.—Composition of Town Advisory Councils at 30th June, 1962 .. .. .		220
16.—Executive and Advisory Organizations at 30th June, 1962 .. .. .		221
APPENDIX III.—JUSTICE—		
Cases Tried during the Year Ended 30th June, 1962—		
(1) Supreme Court .. .. .		223
(2) District Courts .. .. .		225
(3) Courts for Native Affairs .. .. .		226
APPENDIX IV.—PUBLIC FINANCE—		
Table 1.—Revenue and Expenditure during the Years 1957–58 to 1961–62 .. .. .		227
2.—Revenue during the Years 1957–58 to 1961–62 .. .. .		227
3.—Expenditure during the Years 1957–58 to 1961–62 .. .. .		228
4.—Territory of Papua and New Guinea Loan Fund: Receipts and Expenditure, 1961–62 .. .. .		229
APPENDIX V.—TAXATION—		
Table 1.—Rates of Tax—Individuals—for the Financial Year ending 30th June, 1962 .. .. .		230
2.—Territory of Papua and New Guinea: Partnerships: 1961–62 Assessments classified by Grade of Net Income .. .. .		230
3.—Territory of Papua and New Guinea: Trusts: 1961–62 Assessments classified by Grade of Net Income .. .. .		231
4.—Territory of Papua and New Guinea: Partnerships and Trusts: 1961–62 Assessments classified by Industry .. .. .		231
5.—Territory of Papua and New Guinea: Company Taxation for Assessment Year 1961–62: Taxable Assessments classified by Grade of Taxable Income .. .. .		232
6.—Income Taxation for Assessment Year 1961–62 (Income derived in 1960–61): Resident Individuals classified by Grade of Actual Income .. .. .		232
APPENDIX VI.—MONEY AND BANKING—		
Money Market Rates at 30th June, 1962 .. .. .		233
APPENDIX VII.—COMMERCE AND TRADE—		
Table 1.—Value of Oversea Trade during the years 1957–58 to 1961–62 .. .. .		235
2.—Imports during the years 1957–58 to 1961–62, showing Value by Statistical Sections .. .. .		235
3.—Imports during the year ended 30th June, 1962, by Countries of Origin .. .. .		236
4.—Exports during the year ended 30th June, 1962: Quantity and Value .. .. .		237
5.—Direction of Exports during the year ended 30th June, 1962 .. .. .		238
6.—Particulars of Registered Companies operating in the Territory at 30th June, 1962 .. .. .		238
7.—Particulars of Companies Registered in the Territory from 1st July, 1961 to 30th June, 1962 .. .. .		239
8.—Particulars of Registered Companies operating in the Territory from 1st July, 1957 to 30th June, 1962 .. .. .		239
APPENDIX VIII.—AGRICULTURE—		
Table 1.—Land Tenure at 30th June, 1962 .. .. .		240
2.—Land Held under Lease at 30th June, 1962 .. .. .		240
3.—Leases Granted during 1961–62 by Classes and Districts .. .. .		240
4.—Leases Granted during 1961–62 to Indigenes and Others .. .. .		241
5.—Holdings of Alienated Land of One Acre or More used for Agricultural or Pastoral Purposes in Each District at 31st March, 1962 .. .. .		241
6.—Principal Commercial Crops showing Holdings, Area under Crop and Production during 1961–62 .. .. .		242

## STATISTICAL APPENDICES—continued.

APPENDIX		PAGE.
APPENDIX	IX.—LIVESTOCK— Principal Livestock on Holdings of Non-indigenous Operators at 31st March, 1962 .. .. .	243
APPENDIX	X.—FISHERIES— Exports of Shell for years ended 30th June, 1958, 1959, 1960, 1961 and 1962 .. .. .	243
APPENDIX	XI.—FORESTS— Table 1.—Classification of Forest Areas .. .. .	244
	2.—Silviculture: Operations to 30th June, 1958, 1959, 1960, 1961 and 1962 .. .. .	244
	3.—Areas under Exploitation .. .. .	244
	4.—Annual Timber Yield for years 1956-57 to 1961-62 .. .. .	245
	5.—Number of Persons in Sawmills and related Forestry Activities at 30th June, 1961 and 1962 .. .. .	245
	6.—Sawn Timber Production for years 1957-58 to 1961-62 .. .. .	245
APPENDIX	XII.—MINERAL RESERVES— Table 1.—Mineral Areas Held at 30th June, 1962 .. .. .	246
	2.—Number of Mines according to Principal Mineral Extracted and Ownership at 30th June, 1962 .. .. .	246
	3.—Mint Returns of Actual Quantity and Value of Minerals Produced during the years 1957-58 to 1961-62 .. .. .	246
	4.—Special Prospecting Authorities held at 30th June, 1962 .. .. .	246
	5.—Exclusive Prospecting Licences held at 30th June, 1962 .. .. .	247
	6.—Number of Workers Employed in the Mining Industry: Daily Working Average 1960-61 and 1961-62 .. .. .	247
	7.—Accidents to Workers in Mines involving Bodily Injury, 1961-62 .. .. .	247
APPENDIX	XIII.—INDUSTRIAL PRODUCTION— Table 1.—Summary of Manufacturing Industry, year ended 30th June, 1962 .. .. .	248
	2.—Generation of Electrical Energy: Installed Capacity Production for the years 1959-60, 1960-61 and 1961-62 .. .. .	248
APPENDIX	XIV.—CO-OPERATIVES— Table 1.—Details of Co-operative Societies for each of the years ended 31st March, 1958 to 1962 .. .. .	249
	2.—Co-operative Societies showing Members, Capital and Turnover for the year ended 31st March, 1962 .. .. .	249
	3.—Primary Organizations: Activity in Each District during the year ended 31st March, 1962 .. .. .	250
	4.—Secondary Organizations: Activity in Each District during the year ended 31st March, 1962 .. .. .	250
APPENDIX	XV.—TRANSPORT AND COMMUNICATIONS— Table 1.—Postal Articles Handled during the Years ended 30th June, 1958, 1959, 1960, 1961 and 1962 .. .. .	251
	2.—Money Order Transactions during the Years ended 30th June, 1958, 1959, 1960, 1961 and 1962 .. .. .	251
	3.—Telephone Services at 30th June, 1958, 1959, 1960, 1961 and 1962 .. .. .	251
	4.—Telephone Services: Details of Type of Service at 30th June, 1962 .. .. .	252
	5.—Telegraph Services: Number of Telegraph Stations and Messages Handled during the years ended 30th June, 1958, 1959, 1960, 1961 and 1962 .. .. .	252
	6.—Map showing Airports, Principal Airfields and Air Services .. .. .	facing page 252
	7.—Regular Air Transport Services for the year ended 30th June, 1962 .. .. .	252
	8.—External and Internal Air and Airmail Services at 30th June, 1962 .. .. .	253
	9.—Schedule of Aerodromes and Alighting Areas indicating controlling Authority and Capacity at 30th June, 1962 .. .. .	255
	10.—Port Activity: Vessels Entered and Cleared at the Principal Ports during the year ended 30th June, 1962 .. .. .	258
	11.—Nationality of Oversea and Inter-Territory Vessels Entering New Guinea Ports during the year ended 30th June, 1962 .. .. .	259
	12.—Tonnage of Cargo Handled at New Guinea Ports during the year ended 30th June, 1962 .. .. .	259
	13.—Number of Vessels Licensed under the <i>Shipping Ordinance</i> 1951-1960 at 30th June, 1962 classified according to Type and Gross Registered Tonnage .. .. .	259
	14.—Vehicular Roads .. .. .	260
	15.—Motor Vehicle and Motor Cycle Registrations Effective at 31st December, 1961 .. .. .	260
	16.—Motor Vehicle Drivers' and Motor Cycle Riders' Licences: Number Effective at 31st December, 1961 .. .. .	260
APPENDIX	XVI.—COST OF LIVING— Average Retail Prices for Basic Items at 30th June, 1962 .. .. .	261
APPENDIX	XVII.—LABOUR— Table 1.—Number of Indigenous Workers Classified by Industry and Basis of Engagement at 31st March, 1962 .. .. .	262
	2.—Number of Indigenous Workers Employed at 31st March, 1962 showing Sex, Marital Status and Age Groups Classified according to Each Major Group of Industry .. .. .	263
	3.—Number of Workers Employed at 31st March, 1962. Analysis by Methods of Recruitment and Main Industries .. .. .	264
	4.—Number of Indigenous Workers Employed at 31st March, 1962 showing Place of Recruitment, according to Each Major Group of Industry .. .. .	265
	5.—Distribution of Actual wages paid to Indigenous Workers at 31st March, 1962 classified according to occupation .. .. .	266
	6.—Number of Labour Inspections performed during the year ended 30th June, 1962 classified according to Major Groups of Industry .. .. .	269
	7.—Number of Industrial Accidents which occurred during the year ended 30th June, 1962 showing the Cause and Result .. .. .	269
	8.—Number of Cases where Compensation due to Industrial Accidents was paid during the year ended 30th June, 1962 .. .. .	271
	9.—Compensation Cases reported in 1961-62 and Awaiting Settlement at 30th June, 1962 .. .. .	273
	10.—Illnesses and Deaths due to Occupational Disease during the year ended 30th June, 1962 .. .. .	274
	11.—Prosecutions for Breaches of the <i>Native Employment Ordinance</i> 1958-1961 by Employers during the year ended 30th June, 1962 .. .. .	274
	12.—Prosecutions for Breaches of the <i>Native Employment Ordinance</i> 1958-1961 by Workers during the year ended 30th June, 1962 .. .. .	274
	13.—Details of Breaches of Native Employees' Agreements by Workers and Employers during the year ended 30th June, 1962 resulting in Variation or Termination of Agreements .. .. .	275

STATISTICAL APPENDICES—*continued.*

APPENDIX XVII.—LABOUR— <i>continued.</i>		PAGE.
14.—Complaints by Workers, by Categories of Employment, during the year ended 30th June, 1962	.. .. .	276
15.—Number and Duration of Industrial Disputes which occurred during the Year ended 30th June, 1962, showing the Number of Workers involved and Man-Days Lost	.. .. .	277
16.—Non-Indigenous Population: Distribution by Industry at 30th June, 1962	.. .. .	278
17.—Non-Indigenous Population: Occupational Status at 30th June, 1962	.. .. .	280
APPENDIX XVIII.—SOCIAL SECURITY AND WELFARE SERVICES	.. .. .	280
APPENDIX XIX.—PUBLIC HEALTH—		
Table 1.—Health Services Personnel: Administration and Other at 30th June, 1962	.. .. .	281
2.—Administration Medical Training: Trainees at 30th June, 1962	.. .. .	283
3.—Hospitals and Medical Centres at 30th June, 1962	.. .. .	284
4.—Administration Hospitals at 30th June, 1962	.. .. .	284
5.—Administration Hospitals at 30th June, 1962: Classified by Number of Beds and Status of Persons in charge	.. .. .	286
6.—Administration Hospitals by District, showing Average Number of Beds occupied daily, Admissions and Out-patients treated during the year ended 31st March, 1962	.. .. .	286
7.—Incidence of the Principal Diseases treated and the Principal Causes of Death in Administration Hospitals, and Important Case Mortality Rates in Percentages, for the year 1961–62	.. .. .	287
8.—Number of In-Patients Treated and Deaths Recorded (by Disease Groups) in Administration Hospitals during the year ended 31st March, 1962	.. .. .	288
9.—Number of Deaths of Indigenous Children recorded in Administration Hospitals during the year ended 31st March, 1962, classified by Age Distribution and Cause of Death	.. .. .	292
10.—Distribution of Deaths of Indigenous Children under Ten Years of Age occurring in Administration Hospitals during the year ended 31st March, 1962	.. .. .	293
11.—Number of Patients treated by Mission Health Institutions during the year ended 31st March, 1962	.. .. .	294
12.—Administration Infant Welfare Centres and Clinics for Non-Indigenous Persons for the year ended 31st March, 1962	.. .. .	294
13.—Administration Infant Welfare Centres and Clinics for Indigenes for the year ended 31st March, 1962: Number of Children enrolled and Number of Attendances	.. .. .	295
14.—Administration Infant Welfare Centres and Clinics for Indigenes for the year ended 31st March, 1962: Pre-Natal Care, Births and Deaths	.. .. .	295
15.—Mission Activity in Infant Welfare Centres and Clinics for Indigenes during the year ended 31st March, 1962: Pre-Natal Care and Infant Welfare	.. .. .	296
16.—Mission Activity in Infant Welfare Centres and Clinics for Indigenes during the year ended 31st March, 1962: Recorded Births and Deaths	.. .. .	297
17.—Total Expenditure on Public Health during the year ended 30th June, 1962	.. .. .	297
APPENDIX XX.—HOUSING—		
Table 1.—Occupied Dwellings classified according to class of Dwelling and Administrative District at census 30th June, 1961	.. .. .	298
2.—Occupied Dwellings classified according to Material of Outer Walls, at census 30th June, 1961	.. .. .	298
3.—Occupied Dwellings classified according to Number of Rooms at census 30th June, 1961	.. .. .	299
4.—Occupied Dwellings classified according to Date of Building at census 30th June, 1961	.. .. .	299
5.—Occupied Dwellings classified according to whether serviced with Gas or Electricity at census 30th June, 1961	.. .. .	299
APPENDIX XXI.—PENAL ORGANIZATION—		
Table 1.—Persons Received into Gaol from the Courts during the year ended 30th June, 1962: Terms of Sentence	.. .. .	300
2.—Detainees under Sentence in Gaol at 30th June, 1962: Age Distribution	.. .. .	300
3.—Detainees under Sentence in Gaol at 30th June, 1962: Term of Sentences being served	.. .. .	301
APPENDIX XXII.—EDUCATION—		
Table 1.—Schools, Teachers and Pupils, Administration and Mission, at 30th June, 1962	.. .. .	301
2.—Teachers and Pupils, Administration and Mission, at Primary Level at 30th June, 1958 to 1962	.. .. .	302
3.—Teachers and Pupils, Administration and Mission beyond Primary Level at 30th June, 1958 to 1962	.. .. .	303
4.—Types of Schools, Administration and Mission, at 30th June, 1958 to 1962	.. .. .	304
5.—Administration and Mission Schools: Summary of Teachers and Pupils by Academic Level at 30th June, 1962	.. .. .	305
6.—Administration and Mission Schools: Indigenous Pupils by Academic Level at 30th June, 1962	.. .. .	306
7.—Administration and Mission Schools: Non-Indigenous Pupils by Academic Level at 30th June, 1962	.. .. .	308
8.—Administration Schools by District and Type of School at 30th June, 1962	.. .. .	309
9.—Mission Schools by District and Type of School at 30th June, 1962	.. .. .	311
10.—Missions Conducting Schools at 30th June, 1962	.. .. .	313
11.—Pupils attending Mission Schools at 30th June, 1962	.. .. .	314
12.—Teachers in Mission Schools at 30th June, 1962	.. .. .	316
APPENDIX XXIII.—INTERNATIONAL TREATIES, CONVENTIONS AND AGREEMENTS—		
1.—List of Treaties Conventions and Agreements applied to the Territory during 1958–1962	.. .. .	317
2.—Trusteeship Agreement for the Territory of New Guinea	.. .. .	318
APPENDIX XXIV.—CLIMATIC CONDITIONS	.. .. .	320
APPENDIX XXV.—RELIGIOUS MISSIONS—		
Table 1.—Missions operating at 30th June, 1962 by Denomination	.. .. .	321
2.—Missions operating in the Territory at 30th June, 1962	.. .. .	322
3.—Nationalities of Non-indigenous Missionaries at 30th June, 1962	.. .. .	323
4.—Medical and Educational Activities of Missions: Summary of Expenditure during the year ended 30th June, 1962	.. .. .	323
APPENDIX XXVI.—TRUSTEESHIP COUNCIL QUESTIONNAIRE—		
Index to references in the report in relation to questionnaire	.. .. .	324
MAP OF TERRITORY	.. .. .	In pocket on back cover

# THE TERRITORY OF NEW GUINEA.

## ANNUAL REPORT 1961-62.

### PART I.—INTRODUCTORY DESCRIPTIVE SECTION.

#### GENERAL DESCRIPTION OF THE TERRITORY.

##### AREA AND LOCATION.

The Trust Territory of New Guinea extends from the equator to eight degrees south latitude, a distance of 400 nautical miles, and west to east from 141 degrees east longitude to 160 degrees east longitude, a distance of 1,000 nautical miles. The land area of the Territory covers some 93,000 square miles and includes that part of the Island of New Guinea north of the Papuan and east of the West New Guinea borders, the islands of the Bismarck Archipelago of which New Britain, New Ireland and Manus are the largest, and the two northernmost islands of the Solomon Group, namely Buka and Bougainville.

##### TOPOGRAPHY.

*New Guinea Mainland.*—The central core of this zone is a massive cordillera which extends from one end of the island to the other, a distance of approximately 1,500 miles. This cordillera is one of the great mountain systems of the world, reaching in several places a height of over 15,000 feet. It represents an axis of tertiary and mesozoic mountain building situated in a zone of crustal weakness separating the relatively stable Australian continental mass from the Pacific Ocean.

The highest peak in the Territory is Mount Wilhelm (15,400 feet) in the Bismarck Range. Despite the fact that the main ranges extend throughout the length of the island and form a complete divide between north and south flowing drainage, they do not consist of a single chain but form a complex system of ranges separated in many cases by broad upland valleys. The principal units of this system in eastern New Guinea are the Star Mountains (extending across the West New Guinea border) and the Hindenburg, Muller, Kubor, Schrader and Bismarck Ranges. Each of these reaches an altitude of 10,000 feet or more and each has an individual character. The width of the main range varies from 50 miles at its narrowest part to 150 miles at its widest. Broad grass-covered valleys are to be found in the wider portions of these highlands. Some of these valleys are fertile and generally enjoy a good climate. Marginal to the highlands dissection has been proceeding apace and has resulted in intensely rugged juvenile topography.

Running parallel to the main ranges, but separated from them by the Central Depression, are the Northern Mountains. The Central Depression is a great trough of structural origin which includes the valleys of the Sepik and Ramu Rivers, which drain in opposite directions to

enter the sea close to each other between Hansa Bay and Wewak, and the Markham Valley, which drains into the Huon Gulf near Lae. The ranges which constitute the Northern Mountains, running east from the West New Guinea border, are as follows:—The Bewani, Torricelli and Prince Alexander Mountains (north of the Sepik River), and the Adelbert, Finisterre and Saruwaged Mountains (between the mouth of the Ramu River and the Huon Gulf). The mountains north of the Sepik do not exceed 5,000 feet in height, but in the Finisterre and Saruwaged Ranges of the Huon Peninsula some peaks exceed 13,000 feet. These latter ranges are particularly rugged and include numbers of near-vertical precipices several thousand feet in depth.

The coastal areas of eastern New Guinea show the features indicative of a slowly rising littoral. One of the most significant is that with few exceptions the rivers are not navigable. Another feature is the raised reefs which extend almost continuously from the Sepik Delta south-easterly to Cape Cretin. The Morobe coast between Salamaua and Morobe is a drowned littoral and there is a complete absence of raised coral from the mouth of the Markham River to the Papuan border. A notable feature of the north coast is the belt of off-shore volcanic islands which stretches from Wewak to Dampier Strait (west of New Britain).

*New Britain* is the largest of the islands of the Bismarck Archipelago. There are two main lines of ranges in the island—the Whiteman and Nakanai Ranges in the south, which trend from south-west to north-east, and the Baining Mountains of the Gazelle Peninsula, trending north-west and south-east. The low relief of the north coast is broken by many sharp volcanic peaks which in some cases reach 7,000 feet in height. These volcanoes are mostly of the explosive type and catastrophic eruptions have occurred in recent times. At the western end of New Britain is a cluster of volcanic mountains containing several peaks over 3,000 feet in height; another group of volcanoes occurs further east in the Kimbe Bay and Open Bay areas; and there is an area of very recent volcanism on the Gazelle Peninsula in the vicinity of Rabaul. All of New Britain not of a mountainous nature may be classified as shore-line, coastal plains or swamps. The coast-line is approximately 1,000 miles in length around most of which fringing and barrier coral reefs, although not continuous, are extensively developed.

*New Ireland* which is nearly 200 miles long averages only 7 miles in width except in the south where it expands to 30 miles. It is exceedingly mountainous with the Schleinitz Mountains (in the northern part of the

island) rising to 4,100 feet and the Rossel Mountains (in the south) to 6,430 feet. To the south-east of the former is the extensive Lelet Plateau with a mean height of 2,600 feet.

The coasts of New Ireland are relatively straight and exposed and afford little shelter. They have been subject to recent elevation and there has been an extensive development of raised coral reefs.

*Manus Island* is about 50 miles long from west to east and its greatest width is about 17 miles. The island is largely hilly and deeply dissected. Along the coast steep slopes alternate with swampy lowland embayments, there being no continuous coastal plain. Practically the whole of Manus is fringed by coral reefs.

*The Solomon Islands.*—Bougainville is the largest island in the Solomons, being about 127 miles in length with a maximum width of about 49 miles. The interior of the island contains a massive mountain range which follows its length and is known as the Emperor Range in the north and the Crown Prince Range in the south. It contains the two active volcanoes: Balbi (8,502 feet) and Bagana (5,730 feet). Shoals and fringing coral reefs are common off the coasts of the island.

Buka Island, just north of Bougainville, is 35 miles long by 9 miles wide. A range of volcanic hills follows the west coast and reaches a maximum height of about 1,300 feet. Parallel to this and fronting the east coast is a lower range of hills formed of coral limestone terraced on their seaward slopes. The east and north coasts are steep and are backed by wooded cliffs. The west and south coasts are protected by a barrier reef, from two to three miles off-shore, on which is situated a chain of twenty or more small coral islets.

There are some 600 lesser islands within the Trust Territory mainly of volcanic origin or coraline formation.

#### DRAINAGE.

The heavy rainfall of New Guinea, New Britain, New Ireland and Bougainville, coupled with the large area of steep slopes with rapid run-off, has been responsible for many rivers with a very large volume of flow. With one exception, the Sepik (which is navigable for a distance of 300 miles from its mouth by vessels drawing 13 feet), the rivers are not navigable except by canoes or small launches in the lower reaches. Mountain streams are found extensively throughout the Territory; they are frequently a hindrance to travel, as they carry a huge volume of water, especially after heavy rains.

Swamps are most extensive. Tidal swamps (almost entirely mangrove) occur intermittently round the coasts where the land is regularly submerged at high tide. Riverine swamps are to be found in the Sepik basin while grass and reed marshes are most extensive in the mid-Sepik and mid-Ramu areas where the low-lying terrain is almost continuously under water.

There are some small lakes in the Territory but none is of any physiographic or economic importance.

#### CLIMATE.

Lying wholly within the tropics between the continents of Asia and Australia, the Territory of New Guinea has a typical monsoonal climate. The north-west monsoon, during which the winds blow from a north-west or westerly direction, extends from December to March, and the south-east monsoon (trades) season, when the winds blow from the south-east or east, extends from May to October. In April-May and October-November "changeover" or transitional periods occur during which the wind changes its direction. As is characteristic of all monsoonal regions the time and intensity of the wind vary from year to year.

Both the north-west monsoon and the south-east trades, having passed over large expanses of ocean, reach the Territory heavily laden with moisture. As a result, most places in the Territory have an average annual rainfall of more than 100 inches. The highest figures are recorded on coasts and mountain-sides exposed to the steady south-east trades. Southern New Britain and the higher mountains of the Huon Peninsula, for example, have an average annual rainfall of 250 inches or more. Wide valleys parallel to the east coast, such as the Middle and Upper Ramu Valleys, and enclosed valleys in the highland regions, such as the Bulolo Valley, where the average annual rainfall is about 60 inches, lie in "rain shadow" zones and have a relatively low rainfall.

In some areas rainfall throughout the year is generally uniform, but owing to the effect of the topography on the rain-bearing winds, most places have a definite seasonal distribution of rainfall, receiving the greater percentage in one or other of the two main wind seasons. The island of New Britain illustrates this perfectly. As the median mountainous backbone of the island lies athwart the direction of the seasonal winds, the north coast of the island derives a seasonal concentration of rainfall in the north-west monsoon season, while at the same period the south coast is relatively dry, the central mountains forming an effective barrier and placing the latter area in a "rain shadow". In the south-east trades season concentration of rainfall occurs on the southern coast while the protected northern coast remains dry.

The length of day varies very slightly throughout the year, with a half-hour difference between the limits of sunrise and sunset. The sun ascends almost perpendicular with the horizon, so that dawn and twilight are of short duration and there is little change in the sun's position at noon.

Atmospheric temperature and humidity are uniformly high throughout the year. Summer and winter seasons as experienced in the temperate latitudes do not exist: the mean maximum temperature is about 90 degrees Fahrenheit and the mean minimum about 73 degrees Fahrenheit in coastal areas. A diurnal temperature range of from 10-15 degrees Fahrenheit is experienced in most localities. There is a general lowering of temperatures with increases in elevation, highland areas being cooler than the coastal regions.



## NATURAL RESOURCES.

*Soils.*—Most of the inland country is covered with shallow heavily leached and infertile soils. Notable exceptions are to be found in the broad valleys, such as the Ramu and Markham, and an appreciable part of the plateau regions of the central mountains, including areas in the vicinity of Goroka, Mount Hagen, Aiyura and Chimbu, where either alluvial soils or soils of volcanic origin occur.

The soils of the coastal areas are of varying fertility, ranging from shallow relatively infertile soils formed from decomposed coral to very fertile deep alluvial and volcanic soils. From the data available, it appears that the greatest possibilities for agricultural development are on the latter two groups of soils. There are appreciable areas of volcanic soils in northern New Britain, especially in the Rabaul area, where most of the commercial and agricultural development of the island is centred; extensive areas of volcanic soils also occur in Bougainville. As a general rule the soils of greatest fertility are those where volcanic activity has been recent; as soil matures it tends to become degraded as the result of intense leaching. As in the case of volcanic soils, the better alluvial soils are of recent origin. Alluvial soils of varying quality are widespread in occurrence in the Territory, the largest areas being on the coastal plains and in the broad river valleys. They are found not only on the lower parts of the valley floors, but are frequently well developed on the adjoining slopes.

*Minerals.*—Minerals known to occur in the Territory include gold, platinum, osmiridium, silver, copper, iron, lead, zinc, nickel, chrome, sulphur, low-grade coal, and various gemstones. Of these only gold has assumed economic significance. Gold is produced principally from the Wau-Bulolo area of the Morobe District.

*Vegetation and Timber Resources.*—The vegetation of the Territory is luxuriant and has a great wealth of plant species, and although there are large areas in which the whole aspect of the vegetation has been transformed by human activities, by far the greater part of the area still bears natural vegetation little affected by man. Much of the Territory is still botanically unexplored although thousands of species of vegetation have already been identified. The flora of the Territory has much in common with that of northern Australia, but because of the large proportion of Asian elements, New Guinea is reckoned botanically as part of the Indo-Malayan region.

Except for low rainfall areas most of the Territory below 6,000 feet is covered by rain forest, characterized by a thick overhead canopy which cuts off the sunlight and inhibits the growth of small bushes on the ground. Except for a few very high isolated trees, the ceiling is dense and of fairly uniform height. A feature is the buttressed roots of many of the trees, often radiating several yards from the butt.

Secondary growth consisting of thick tangled growths of bush, brambles and creeper is found throughout the

rain forest areas, usually near native villages, or where the land has been previously cleared for native gardens. It generally occurs in small isolated patches.

At altitudes of about 6,000 feet the rain forest usually gives way to moss forest, which persists to the edge of the alpine vegetation at about 11,000 feet. The trees of the moss forest are lichen covered and festooned. The ground is carpeted with a layer of moss and decayed vegetation many feet thick.

In the zone of alpine vegetation the trees are stunted conifers and other species and constitute what is known as alpine forest. The timber is rarely continuous, but grows in stands separated by stretches of grassland over which tree ferns and shrubs are scattered. Above 12,000 feet trees are rarely found and grassland is dominant.

Some areas in various parts of the Territory are completely covered by tall grasses of which kunai and kangaroo grass are dominant. Very extensive areas of these grasslands occur in the Waria, Markham, Ramu and Sepik Valleys and in the highlands. Some of these may be natural grasslands, but in most cases there is little doubt that they have been caused by fires or clearing.

In the swamp lands a large variety of plants grow. Mangrove is to be found between the limits of tides on most flat areas along the coast and also along rivers. It covers the delta of the Ramu River. Nipa palm is often associated with mangrove and patches of it are to be found in the less salty parts of the large rivers. In general the mangrove occurs nearest the sea and the nipa behind it extending to the limits of the brackish water. Sac sac or sago palms grow generally in swamps beyond the limits of brackish water and numerous areas are to be found along the Sepik and Ramu Rivers. Pit pit, which grows to a height of about twelve feet and resembles wild sugar cane, is also to be found in swampy low-lying country usually lining stream banks, but does not cover extensive areas.

There are several timbers which have economic possibilities; they are mainly softwoods, although a few durable hardwoods do exist. (The development of timber and other forest industries is dealt with in Chapter 6 of section 4 of Part VI. of this report.)

*Fauna.*—The fauna of the Territory of New Guinea is closely related to that of Australia. The long isolation of the New Guinea group of islands, however, has had a great influence and some types and forms which succumbed in the continent have survived in the islands.

There are over 100 species of mammals, among which marsupials predominate. The largest of these is the tree kangaroo. The phalanger family is represented by several species of which the cuscus and red bandicoot are members. There is only one carnivorous animal, the dasyure, known in Australia as the native cat; its occurrence, however, is extremely rare. Non-marsupials include the echidna (or spiny ant-eater). Bats, rats, and mice are common.

There are about 70 species of snakes, many of which are poisonous. The non-poisonous varieties include boas

and pythons. Lizards are common and many species are represented. Tortoises and crocodiles are found in the rivers and sea.

More than 80 species of amphibia exist, all of which belong to one or other of five families of frogs; many of these are arboreal.

The birds of New Guinea include a number of handsome and brightly coloured forms. Most are of Australian origin, but many have come from the Malayan region. The bird of paradise and the cassowary have arisen locally. There is an abundance of cockatoos, parrots and lorries, pigeons, kingfishers, honeyeaters, thrushes, warblers and shrikes.

The waters of the Territory contain over 1,400 species of fish, the bulk of which are found in brackish and salt water. In reef waters the most common species are trevally, parrot fish, snapper and many other genera which are important food fish. Mackerel and tuna are common throughout the year in reef and adjacent waters. In the estuaries and at the mouths of the rivers mullet, bream, cod and milk fish are to be found.

The fish fauna of the highland rivers is far more restricted and of the few species found, the eel tail catfish is the most common.

Members of the group *Crustacea* are well represented and the species of crayfish and prawns are, in general, typical of the Indo-Pacific fauna.

Insects are prolific and most places are alive with ants, cockroaches, flies, sandflies, mosquitos, and many other types. Some of these are dangerous, the most harmful to humans being the malaria-carrying mosquito and the typhus-bearing mite. Certain species of horers and coconut hoppers are detrimental to plants. Butterflies are numerous, large and often beautifully coloured.

Discussion of the fauna of the Territory would be incomplete without some mention of the giant snail, which was introduced by the Japanese as a food during the war. Work is being carried out continuously to control the spread of the potentially serious pest, which has caused much damage to village gardens in areas of New Ireland, New Britain and adjoining islands.

#### PEOPLE. POPULATION.

At 30th June, 1962, the indigenous population of the Territory was estimated to exceed 1,469,000 and was made up as follows:—

Particulars.	Males.	Females.	Persons.
Enumerated population—			
Children .. .. .	306,161	281,605	587,766
Adults .. .. .	442,612	390,712	833,324
Total .. .. .	748,773	672,317	1,421,090
Estimated balance .. .. .	*	*	48,230
Grand Total .. .. .	..	..	1,469,320

\* Reliable estimates are not available.

Particulars of the indigenous population by districts are given in Table 1 of Appendix I.

At the census of 30th June, 1961, the non-indigenous population numbered 15,536, consisting of 9,158 males to 6,378 females.

A comparison of the statistics of the indigenous population at 30th June, 1961, and 30th June, 1962, taking into account the revised estimates of uncounted population, indicates that there has been a small natural increase, resulting in a net overall gain of about 36,000.

Except in native local government council areas the annual census of the indigenous population is compiled, wherever possible, by administrative patrols. Where such a census cannot be satisfactorily conducted estimates of population are compiled on the basis of all available information.

#### CHANGES AND MOVEMENTS OF POPULATION.

Few of the indigenous people travel outside their lingual boundaries except to trade or work. As in many other countries, the towns provide an attraction and there is some drift of population to them. The permanent or semi-permanent population in towns continues to grow and it is not uncommon to find second and third generation town dwellers who give a measure of stability to the population of the main centres. The increase resulting from these factors poses administrative difficulties in connexion with housing, recreation, employment and social services generally, but is not so large as to constitute a major problem. Stability has been aided by the growth of associations based primarily on traditional interests but becoming more work-centred as embryonic trade unions emerge; this process is not yet complete and friction sometimes occurs between groups, though rarely to the extent of creating an administrative problem. No purely urban local authorities have so far been established and social control among town dwellers is becoming vested in such organizations as the Rabaul Foreign Natives Committee, which is representative of all migrant groups in that area. The committee concerns itself with such matters as employment and repatriation and maintains a constant review of urban social conditions.

With the intensive economic development and expansion of education, infant and maternal welfare and general health services which have taken place among the indigenous population since the war of 1939-1945, population increases are occurring in many areas. Despite this there is no shortage of land for subsistence purposes, but such shortages could develop in the future in some of the more densely populated areas such as the Chimbu Valley in the Eastern Highlands District and the Maprik Sub-district of the Sepik District. In other areas of high population such as the Wabag Sub-district of the Western Highlands District, land resources, while adequate for subsistence, may be insufficient for progressive agricultural development schemes.

The Department of Agriculture, Stock and Fisheries has done much work in these areas to improve local agricultural techniques and raise the output and quality of food and cash crops. In the Chimbu, Maprik and Wabag areas an intensive survey has been commenced with a view to gaining accurate information concerning population growth, soil fertility, farm practices and other matters so that the extent of the problem may be gauged and any necessary remedial measures devised in proper time.

Investigations have already shown that areas suitable for re-settlement exist in some districts and these investigations are continuing. A situation demanding re-settlement measures has not so far developed in any area, but some 2,000 acres of land in the Gazelle Peninsula and 532 acres at Ambenob, near Madang, have been leased to native local government councils and over 3,000 acres to individuals in connexion with land development and settlement schemes and additional land is being made available. These schemes are referred to in Part V., Chapter 3, and Part VI., Section 4, Chapter 3 (b).

One of the duties undertaken by officers in the field is to determine what lands are surplus to foreseeable needs of their owners and might therefore be available for purchase for the use of others.

#### STRUCTURE OF TRIBAL SOCIETIES.

##### *Ethnic Structure.*

The indigenous people of the Territory may in general be grouped with the Melanesians who occupy the greater part of the Western Pacific. There is a great diversity of physical types and linguistic groups among them.

The distinction sometimes made between Papuan and Melanesian racial types lacks clarity as there is so much overlapping between groups, and so much variation within each group. There is some confusion, also, because these terms have been used in linguistic studies and linguistic groups do not necessarily coincide with physical groups. Probably the chief advantage derived from the attempts at a Papuan-Melanesian physical distinction has been to indicate that the origins of the Territory's people were diverse, and that there has been a good deal of movement and mixing among the ancestors of the present-day people. Generally, but not precisely, it may be said that the Papuan is more representative of the interior, while the Melanesian is more representative of the coastal and island areas.

A few groups of such short stature that they have been described as pygmies or Negritos have been recognized. However, apart from stature, they do not appear to show any greater differences from their neighbours than those to be observed between the Territory's groups in general, and it has been suggested that they may not indicate a distinct immigrant type but may have developed locally from people similar to surrounding types. The main group in this classification is in the Aiome area of Madang District.

In the North-West Islands of the Manus group are small groups of people physically resembling the inhabitants of the area commonly called Micronesia, and they have been classified as Micronesian. However, there appears to have been considerable admixture between these people and neighbouring Melanesians.

The Polynesian groups are few in number and are confined to the Tauu and Nukumanu islands and other small adjacent atolls.

##### *Linguistic Structure.*

Linguistically the picture is varied, and so great is the diversity that members of villages only a few miles apart are often unable to understand one another without the aid of an interpreter. In coastal areas language groups exceeding 5,000 are unusual, and a great many are well below that figure. In the Eastern and Western Highlands Districts some larger groups have been found, such as the Medpa language group extending over more than 30,000 people in the Mount Hagen Sub-district, and the even larger Kuman language groups in Chimbu Sub-district and Enga language groups in Wabang and Mount Hagen Sub-districts.

Polynesian languages are spoken in a few small eastern islands such as Tauu and Nukumanu, and Micronesian influences are noticed in some of the small language groups of Manus District. For the rest of the Territory, the languages fall into one or other of two broad divisions. On the one hand are languages of the Melanesian type which are related to one another within the Territory and to other Melanesian languages spoken in the Western Pacific, and which belong to the Austronesian family of languages, though some of them exhibit non-Austronesian characteristics. On the other hand are languages which do not conform to this Melanesian type. These are frequently called Papuan, but since it has not been possible to demonstrate any relationship between them, it appears undesirable to give them a name that suggests that they belong to a type.

Generally speaking, the Melanesian languages are found in the Manus District, the Bismarck Archipelago, Bougainville and the coastal areas of the New Guinea mainland where they frequently appear side by side with non-Melanesian languages. On the mainland they are not found far inland, their greatest penetration being about 70 miles in the Markham Valley. Non-Melanesian languages have been found in every district, though they are rare in New Britain and New Ireland. They are found throughout the New Guinea mainland interior and part of the coast. They are spoken by a greater number of people than are the Melanesian languages.

In addition, a great many people speak Melanesian Pidgin, which has become the *lingua franca* for the whole of the Trust Territory. The vocabulary includes a large number of words of English derivation, some Melanesian terms from Blanche Bay, New Britain, and a few German,

Malay and Polynesian terms. The grammar is simple and is based on Melanesian. It is quickly learned by the indigenous inhabitants, among whom it has spread rapidly as a means of overcoming the multiplicity of local languages and dialects which formerly were a bar to communication and understanding between groups. It provides, however, no literature, except certain limited educational and mission booklets and papers.

#### *Indigenous Religions.*

Magico-religious beliefs and practices are an integral part of the indigenous cultures. They are numerous and diverse in character and are largely based on ancestor and spirit worship. Belief in a supreme being or a limited number of deities has not been observed, the emphasis having been on respect for and attempts to please and propitiate a number of spiritual beings: some remembered ancestors, some existing from the remote past. At times these beings are given material location in certain natural objects. Generally, the attitudes of the indigenous people towards the universe are anthropomorphic. Supernatural beings are generally conceived of and approached in a human fashion according to patterns of sacrifice, atonement and intercession; the attitude to such beings could not properly be called "worship" in the Christian sense. There is widespread belief in the existence of individual "spirit doubles" which have some resemblance to the "soul" and which are thought to survive for various periods after death. General mourning rites play an important part in the people's lives, while placation of the ancestors' ghosts is paramount in rules governing agriculture, hunting, fishing, &c. There are numerous myths and legends closely identified with prevailing superstitions and beliefs in magic by which the attributes of inanimate things may be acquired. The people have not built up a consistent theology or magicology as in the great religious denominations of the world, but continue their magical practices because tradition has given these a validity. Usually no clear distinction is made between "natural" and "supernatural" phenomena, so that magical and religious arts are thought of as quite practical ways of coping with certain aspects of physical reality. Sickness and misfortune are often ascribed to sorcery, the breaking of taboos, or to malevolent spirits. The concept of completely fortuitous "accident" is nearly always limited and in many areas non-existent.

Male cultic societies occur in many parts of the Territory and are commonly associated with, among other things, the initiation of young men into adulthood.

Legislation is levelled only at those magico-religious practices which are repugnant to the principles of morality and humanity; otherwise the individual's right to his own customs and beliefs is recognized by law. At the same time the people are quite receptive to the evangelistic work of the Christian missions, and there are now considerable groups which are largely Christianized. In many cases, of course, traditional magico-religious beliefs and practices persist in Christian communities.

There has been no major religious or quasi-religious movement in the Territory for some years. Such movements as have taken place have usually been unrelated and on a small scale and the practices adopted have usually been a synthesis of Christian and traditional rituals, frequently based on a wrong conception of European ideals and methods. In all cases they have prevailed for only a short time.

#### *Social Structure.*

The social systems vary considerably in detail throughout the Territory, but in outline conform to a pattern usual in the Western Pacific region of Melanesia (and indeed among indigenous societies in many other parts of the world) and can be said to be based upon the family.

The chief characteristics of the social structure are—

- (a) the prevalence of a subsistence economy with limited range of differences in individual wealth;
- (b) the recognition of bonds of kinship with obligations extending beyond the family group; and
- (c) a strong attachment of the people to their land.

Other characteristics which are more typical of New Guinea, in common with other parts of the Western Pacific and Melanesia, are the small size of the political unit and general absence of formal political institutions; and an emphasis on the acquisition of material goods, not primarily for personal consumption or the creation of differential living standards, but rather as a means of establishing individual prestige and status within the community through the giving of feasts and the performance of complex sequences of gift exchanges.

Most of the people are agriculturalists largely engaged in growing food to meet their own needs, but also producing a few economic crops for sale or barter. The amount of this surplus has been greatly increased in the post-war years to form a basis for economic advancement, and in the more advanced areas is assuming an importance greater than that of the traditional subsistence farming; the latter remains, however, and forms a bulwark against economic recession. Generally the basis of subsistence is shifting cultivation of such crops as yams, taro and sweet potatoes although in some places cultivation is subordinate to the collection of such foodstuffs as sago. All four of these foodstuffs as well as various subsidiaries may be used in the one area, but usually one of the four is the staple of any particular group. Domestic pigs are kept and are numerous in some areas; they are regarded as a token of wealth and prestige and reserved for feasts and special occasions, rather than a source of daily food. In coastal areas the indigenous people fish and everywhere some form of hunting adds to the variety of the diet, but the quantity of meat thus obtained is small and the protein intake is limited.

The division of labour between the sexes involves the extension of women's work beyond domestic duties within the home. Mostly women maintain the gardens, though

men do the initial clearing and such heavy work as fencing. Planting, harvesting and some maintenance are the work of both sexes, with variations from place to place in the extent of either's duties.

Articles of trade importance may be made by either men or women. Clay pots, for instance, which in various places are a basis of exchange, are made by women in many areas.

Features of the indigenous system of work are the small development of specialization and the high degree to which each individual is equipped to carry out all duties considered suitable for his or her sex. A few practices, particularly in the spheres of art and magic, may be confined to a few people or to individuals within some communities, while some individuals are naturally more highly skilled than their fellows in particular aspects; but except as provided for through division between the sexes, all individuals perform the same type of work and can practise most of the skills possessed by their communities. A man's importance or standing as a leader in a community does not exempt him from such duties as the cultivation of crops, house-building and canoe-making.

Inheritance follows two systems. In some communities the predominant principle is that the individual inherits from the father and his group; in others inheritance is predominantly from the mothers' group. Affiliation with kinship groups shows the same variation: that is, societies may be patrilineal or matrilineal.

In most areas, ownership of land is vested in a clan or some other group, with usufructuary rights being granted to individuals over a reasonable amount of the land. In some areas the individual may select his own garden land; in others it may be assigned by tribal authority. Hunting, grazing and forest lands are usually held in common. In a few areas true individual ownership of land exists. Further information on this matter is given in Part VI, Section 4, Chapter 3, in sub-section (a), Land Tenure.

The people of the Territory live in villages usually having populations of 200-300, though some are larger; in hamlets of about 20-40; or sometimes in single dwellings. Except in places close to centres of European settlements, houses are built of local timber, grasses and palm leaves, and show many differences in size, design and methods of construction.

These result in part from the great diversity of environmental conditions under which the people live, ranging from coastal regions to altitudes of 7,000 to 8,000 feet in the mountainous interior, and including swamp, river and lake conditions.

Usually the houses are occupied by the individual family of parents and children, though it is customary in some places for men to sleep and spend a large part of their time in special "men's houses". Particularly is this so in the case of young married men.

The people's sense of community fellowship rarely extends beyond the village or collection of neighbouring hamlets. Within the larger groupings made up of those speaking the same language there is usually no strong or

widespread feeling for common interests and aims, though there is a consciousness of difference from other groups speaking a different language.

Communities in the Territory have always been strongly influenced by religion and by belief in magic.

Beliefs in the efficacy of charms, magic actions and spells may relate to either social or anti-social magic. In the first group comes such magic as is, for example, directed towards ensuring the well-being of garden crops, the assurance of a proper supply of rain and the success of trading expeditions. The second group includes magic aimed at bringing death and disaster to enemies. Skill and power in magic are often thought to be the possession of particular individuals whose qualities are utilized by their fellows in both the social and the anti-social spheres. This is probably the most notable example of specialization to be observed among the Territory's communities.

In the political organization of local group the most general principle is that all men have some influence and that all have the opportunity of rising to leadership by exhibiting qualities considered desirable according to the cultural emphasis of the group. Energy in the acquisition of wealth in the form of garden produce, ceremonial and other objects counts for much in most communities, while in earlier days leadership in war was also an important factor. General personality and outstanding knowledge of a group's customs and skills are of influence. In a few places inheritance of rank is taken into account. In other places reputation as a practitioner of various forms of magic can help to raise a man to leadership. Each group has its own customary law, much of which is backed by the authority of myth and legend. Breaches of such law are sometimes dealt with by community or individual action; at other times consequences arising from the operation of supernatural forces are expected to follow.

Though possessing a body of recognizable customary law, indigenous communities have no institutions specifically directed towards the administration of justice. Offences are matters for adjustment between the individuals actually concerned, or between the kinship groups to which they belong. In cases of murder, for example, the view is often taken that the kinship group of the dead man is entitled to kill the murderer or another member of his group, or to receive some form of compensation. Adultery, regarded as a serious offence in many groups, is likewise often a matter for punishment, or the payment of compensation to the aggrieved person and his kindred. Some offences, such as incest, are frequently considered to have such dangerous spiritual consequences for whole communities that the group unites in demanding the punishment or even death of the offending parties. Disputes affecting whole communities are generally resolved by meetings of community leaders, who in this way function from time to time as a rudimentary form of tribunal. Such meetings, however, cannot be regarded as fixed or specialized instrumentalities for the administration of justice, the absence of which provides a further illustration of the general lack of specialization in occupation among indigenous communities.

A few customs contrary to the Universal Declaration of Human Rights, such as headhunting, the blood feud and cannibalism, occurred within the traditional social system. The law against such usages is enforced in all areas including areas classified as "restricted".

Artistic practice is usually connected with religion, magic, ceremonial or the marking of affiliation with kinship or other groupings, and in most cases is not undertaken for its own sake. When contact with outside influences has modified traditional beliefs, interest in the practice of indigenous arts has naturally tended to diminish. The maintenance of interest in art forms, which have often been considered to have considerable value, has become something of a problem, and in schools emphasis has accordingly been placed on handicraft work.

Certain areas have been and remain areas of extensive trade, for example: the Huon Gulf and Markham River areas of the Morobe District; the Mount Hagen area of the Western Highlands District; the Manus and New Britain Districts. Artifacts, including pottery, stone axes, wood-carvings and shell-work, some utilitarian, some possessing ceremonial or religious significance, are exchanged between communities for other such objects or for foodstuffs. In some cases money has now entered into old trade systems.

Medical science and principles of sanitation were quite unknown to traditional society, and the evolution of religious and magical practices has undoubtedly been influenced by death and illness, whilst the whole social structure has at least been modified by endemic disease. The presence of malaria or outbreaks of explosive diseases such as seasonal pneumonia and dysentery has frequently contributed to local migrations and resettlement. The limitations which chronic malaria and hookworm impose on physical and mental effort have been significant, and such ill-health perpetuated by unsanitary practices has been a major influence in slow population growth and general backwardness.

The traditional social system does not include formal educational institutions. Knowledge to fit them to take their place as adults is given to children in real-life situations and is a form of education by example and practical application. Children accompany their elders on their daily tasks, observing and assisting to the limit of their ability, and hence gradually developing all the adult skills. Knowledge of the group's legends and social values is imparted by stories told by the elders and may be added to during initiation ceremonies.

Most aspects of indigenous life have been increasingly affected by external influences since the period of first European contact. There have been no significant changes, however, in the physical types of the various areas, as there has been little intermixing between groups.

Social systems have been affected by organized activities in general administration, in education and in mission evangelization, as well as by experience in employment outside the individual's local group and by other contacts. However, shifting agriculture, supplemented by fishing, hunting and collecting, remains the main basis of livelihood

in the majority of communities. The use of metal tools and other articles has entered into work in many areas, but there is a wide adherence to old techniques and methods.

The use of money has to some extent modified the influence of older forms of wealth on which leadership was often based. The disappearance of warfare and some diminution in the belief in the efficacy of magic have also had an effect on the basis of leadership and, consequently, on local political conditions. Customary law has been affected by these factors in many areas.

The diverse nature and peculiar characteristics of indigenous society, however, have presented many obstacles to orderly social change. For example, literacy has no part in the traditional education system, and this combined with the multiplicity of languages poses a massive educational problem. In the first place the possibility of material and social progress must be presented to the people in a variety of ways so that all groups can understand it. But it is not enough merely to demonstrate the possibilities and the means of achieving such progress; in addition the interest of the people must be awakened to such an extent that they will not only desire to progress, but will be prepared to pay the price of major change in their social systems. In very ordinary but basic matters adherence to custom can hinder progress; for example, the need for children to attend school regularly and for many years may be opposed by the need for them to obtain the local practical education described above, by the desire of the social group to retain the services of the young in traditional ways, and by the fact that a minor amount of formal schooling can appear as a significant and completed achievement to an illiterate people. Even such matters as the conducting of a census can require extensive investigation and great care, as in some areas people are not permitted by tribal custom to speak their own names, while in others they will not give their names, or will give false names, through fear that the recording of their names in a book will, by magical association, give power over them to the recorder or to the holder of the book.

The introduction of new ideas and methods is thus a difficult and complex process, but further than this it inevitably causes some degree of conflict within the social system. When such conflicts reach significant proportions or when failures occur or desires for unattainable goals arise, there is a danger that the people will try to rationalize or explain them as resulting from the discarding or amendment of traditional custom; this can bring about a failure to use all available knowledge and induce resentment.

Concentration of loyalty on village or hamlet groups is another obstacle to progress as it tends to obscure any conception on the peoples' part of a community of interest on a Territory-wide scale. While it is important that divergent interests should be reconciled, and balanced by a recognition and development of common interests, experience has shown that a too rapid transition to wider groupings and consequent modification of existing loyalties

may cause a certain degree of breakdown of the local social system before new forms have been adequately developed and adopted. The establishment of law and order, the development of communications and the use of a *lingua franca* all assist in breaking down barriers of ignorance and active mistrust of all persons outside the local group, while orderly progress and the growth of a wider consciousness are being fostered by formal education, co-operative societies, the local government council system, social development activities, modern medical and public health practices and expansion of agriculture and forestry under supervision and advice. Progress in these fields, though not always rapid, is usually steady and soundly based.

Nevertheless, the broadening of social consciousness has in some cases involved severe social strains. In the former small, closely knit communities, while there was a large degree of external suspicion, there was also a highly developed sense of internal security on the part of individuals in relation to their society. This was connected with each community's complex network of rights and obligations involving all members of the community. The small development of specialization means that individuals had a full share in, and an adequate understanding of, the full range of their culture. Lack of knowledge of other systems and other cultures led to a conservatism which worked against social change. Most members of a community accepted their social system without question, and the sense of security arising from this situation prevented the development of individual and community stresses which are frequently involved in social change. The broadening of experience of large numbers of people has meant that this situation has been fundamentally altered in many parts of the Territory.

On the one hand, knowledge of the existence of a wide variety of social systems and social possibilities has frequently led individuals to question the validity of their own systems, including some elements of those systems which have been valuable in maintaining social integration and stability. In some places, this has been followed by an early breakdown of several important social sanctions, and the weakening of the forces behind various communities' internal network of rights and obligations on which each individual's sense of security was based. Where this has happened before new or adapted social institutions have had time to take sufficiently deep root, much bewilderment and insecurity have developed.

On the other hand, though knowledge of the existence of cultural possibilities other than their own has been acquired by many individuals, some have not been adequately educated through experience, as distinct from instruction, to understand other cultures to a reasonable extent or to be capable of absorbing what they consider to be the desirable elements of those cultures into their own. At times this has led to a feeling of frustration vis-à-vis other societies and such a feeling, combined with a loss of faith in the validity and security of various aspects of their original small social groups, has in some places brought undesirable social and psycho-

logical strains to many people. Observation shows that strains of this nature have not only led to mental attitudes which are unsatisfactory to individuals themselves, but also to very difficult social situations connected with the relationship between different groups in the community.

In recognition of these situations information is being collected in the fields of anthropology and mental health. An example of this was the *Report of a Field and Clinical Survey of the Mental Health of the Indigenes of the Territory of Papua and New Guinea*, by Dr. A. Sinclair, referred to in Chapter 7 of Part VII. of the 1957-58 report. As a result of this survey a Division of Mental Health has been created in the Department of Public Health.

In summary then it may be said that the Territory is an area of great cultural diversity as well as considerable variation in the degree and nature of culture contact. These factors, coupled with the difficulties of terrain and climate, the complete lack of any indigenous capital works or services suitable to a modern state, the resistance to changes in the indigenous social system, and the unsuitability of the indigenous institutions for development beyond the small village or tribal group or beyond the subsistence level result in administrative problems of extraordinary complexity and magnitude.

#### HISTORICAL SURVEY.

New Guinea was sighted by Portuguese and Spanish navigators in the early part of the sixteenth century. In 1545 a Spaniard, Ynigo Ortis de Retez, sailing along the north coast of the island, coined the name "New Guinea" because of some fancied resemblance between the inhabitants of the north coast of the mainland and those of the African Guinea Coast. The first Englishman to sail along the New Guinea coast was William Dampier in 1700, and the Strait between New Britain and Rooke Island was afterwards given his name.

During the next 170 years visits were made by other European navigators, mainly Dutch and British, but although much of the coastline of the island and its associated groups had been explored, little was known of the country and its inhabitants until late in the nineteenth century, when the need of European industries for coconut oil provided for the first time a market for one of New Guinea's natural products, and brought its isolation to an end. In the 1870's the largest trading firm in the Pacific, Godeffroy's, of Hamburg, began trading for copra in the New Guinea islands. In 1884 Germany formally took possession of what is now the Trust Territory of New Guinea. The administration of the new Territory, then known as German New Guinea, was placed in the hands of a chartered company, the German New Guinea Company, but in 1899 the Imperial Government assumed control. In 1914 the Territory was occupied by Australian troops and remained under military administration until 1921.

In 1920 the League of Nations, in pursuance of Article 22 of the Covenant, conferred upon His Britannic Majesty,

for and on behalf of the Government of the Commonwealth of Australia, a Mandate for the Government of the Territory of New Guinea. *The New Guinea Act 1920* was passed by the Commonwealth Government to provide for the government of the Territory in accordance with Article 22, the Act coming into force on 9th May, 1921.

The Territory continued to be administered under the Mandate until the Japanese invasion brought about the suspension of civil administration and large areas of the Territory were devastated. The Australian New Guinea Administrative Unit, the organ of military government, became responsible for the administration of the indigenous inhabitants, and, as far as circumstances permitted, kept plantations in production. The indigenous people made a valuable contribution to the Allied war effort.

With the surrender of the Japanese in 1945 civil administration of the Territory was progressively restored between October, 1945, and June, 1946, under the provisions of the *Papua-New Guinea Provisional Administration Act 1945-1946*. This Act provided for those parts of the Territory to which the National Security (Emergency Control) Regulations of the Commonwealth of Australia had ceased to apply, to be administered in conjunction with the Territory of Papua as an administrative union called the Territory of Papua-New Guinea, with one Administrator and one Supreme Court (the Supreme Court of Papua-New Guinea).

The Trusteeship Agreement for the Territory was approved by the General Assembly of the United Nations on 13th December, 1946.

The *Papua and New Guinea Act 1949* approved the placing of New Guinea under the International Trusteeship System and provided for the government of the Territory in an administrative union with the Territory of Papua with the title of the Territory of Papua and New Guinea. The Act provided for a Legislative Council for the Territory of Papua and New Guinea (which was established at Port Moresby, Papua, on 26th November, 1951) and also for a judicial organization, a public service and a system of local government.

At the end of the war the Territorial Administration had embarked on the task of recovery and rehabilitation the progressive accomplishment of which was greatly assisted by large grants by the Government of the Commonwealth of Australia and payments of war damage compensation.

In the post-war years there has been a marked expansion of the Public Service of the Territory and a corresponding increase in the tempo of development in all fields. The work of bringing the remaining restricted areas under control has continued and in controlled areas education and health services have been expanded, the subsistence agriculture of the people has been considerably improved and significant progress has been made in the production of cash crops.

The native local government council system, introduced in 1949, has developed at an increasing rate and has not

only enabled the people to organize for their own social and economic welfare but has been an important means of political education. The eleven new councils proclaimed during the past year include the first four to be established in the Western Highlands District and councils are now operating in every district of the Territory.

An Auxiliary Division of the Public Service was created in 1957 to provide a training ground through which members of the indigenous population could progress to other divisions of the Service, and plans to speed up this process are being carried out, 57 indigenous officers and employees from the Trust Territory and Papua now being employed in the Second and Third Divisions.

The Territory has been visited by United Nations Visiting Missions on five occasions—1950, 1953, 1956, 1959 and 1962. The 1962 Visiting Mission, consisting of Sir Hugh Foot (United Kingdom) as Chairman, Dr. Carlos Salamanca (Bolivia), Mr. Ashok Balkrishna Bhadkamkar (India) and Mr. Delmas H. Nucker (United States of America), visited the Trust Territory from 8th April to 13th May, 1962, during which time it toured all districts and held meetings and discussions with 26 local government councils and 33 other representative groups, organizations and associations. On 13th and 14th May the Mission had discussions with the Administrator and members of his Head-quarters staff of Port Moresby, after which it visited Canberra from 16th to 19th May for meetings with the Minister for External Affairs and the Minister for Territories.

Conferences on matters of common interest have been held between officers of the Territorial Administration and the Administration of West New Guinea at Canberra in 1958, Hollandia in 1960 and Goroka in 1961.

Personal taxation was introduced in the Territory from 1st January, 1958, and the system of direct taxation was extended still further by the introduction of income tax on 1st August, 1959. At the same time, export duties were abolished. Another significant development in the field of public finance occurred in 1960 with the raising of the first Territory loan of £100,000. By 30th June, 1962, a total of £1,062,586 had been subscribed in public loans in the Territory of Papua and New Guinea. The raising of funds through public loans is being continued.

Under the provisions of the *Papua and New Guinea Act 1949-1960* the membership of the Legislative Council was, in 1960, increased from 29 to 37, the number of elected members being increased from three to twelve, including six native members elected by the native population, the number of appointed members from nine to ten, at least five of whom must be indigenous, and the number of official members being reduced from sixteen to fourteen.

Significant developments that have taken place during the past year included the creation of a separate Department of Information and Extension Services; the opening of a United Nations Information Centre at Port Moresby under the direction of an officer of the United Nations Office of Public Information; the establishment of a



Central Policy and Planning Committee; the bringing into operation at Rabaul of the Territory's first radio broadcasting station; the introduction before the Legislative Council of some of the legislation to give effect to proposals for converting the customary system of land tenure to a system of individual registered titles; the passage of ordinances to regulate and control industrial organizations

and to provide machinery for negotiation and conciliation in the settlement and prevention of industrial disputes; the formation of workers' associations at Lae and Rabaul in addition to that formed during 1960-61 at Madang; and the announcement of plans for the establishment of tertiary education facilities for the Territory of Papua and New Guinea.

## PART II.—STATUS OF THE TERRITORY AND ITS INHABITANTS.

### STATUS OF THE TERRITORY.

The constitutional authority for the administration of the Territory of New Guinea is the *Papua and New Guinea Act 1949-1960* which became law on 1st July, 1949. In accordance with the terms of the Trusteeship Agreement approved by the General Assembly of the United Nations on 13th December, 1946, this Act approves the placing of the Territory of New Guinea under the International Trusteeship System on the terms set forth in the Trusteeship Agreement. The Act provides for the government of the Territory of Papua and the Territory of New Guinea in an administrative union under the title of the Territory of Papua and New Guinea, but declares the intention of the Commonwealth Parliament to maintain the identity and status of the Territory of New Guinea as a Trust Territory and to expend annually in the development and welfare of the Territory an amount not less than the total amount of public revenue raised in the year in respect of the Territory. No changes were made during the year in the legislative provisions affecting or defining the legal status of the Territory.

### STATUS OF THE INHABITANTS.

By the *Citizenship Regulations (Statutory Rule No. 12 of 1956 as amended by Statutory Rule No. 23 of 1959)* made under the *Nationality and Citizenship Act 1948-1960 of the Commonwealth*, persons born in New Guinea who are not British subjects are "Australian protected persons" and therefore protected persons within the meaning of the Act. All indigenous inhabitants of the Trust Territory are therefore Australian protected persons unless they are British subjects. Any Australian protected

person may renounce this status at the age of twenty-one. A non-indigenous inhabitant of the Territory who was not born there retains his individual national status. Residence in the Territory counts as a qualification for the acquisition of Australian citizenship by naturalization. Under the *Nationality and Citizenship Act 1948-1960* any protected person may be granted a certificate of naturalization on compliance with the conditions laid down in sections 14 and 15 of the Act. He then becomes an Australian citizen by naturalization. A non-indigenous person who was not born in the Territory may also obtain Australian naturalization in accordance with sections 14 and 15 of the Act.

Except as defined in the Ordinance, Australian protected persons are eligible to vote under the *Legislative Council Ordinance 1951-1960 of the Territory of Papua and New Guinea*.

There is no distinction between the various types of status—British subject, alien and protected person—in regard to legal rights and responsibilities, except that protected persons and aliens are ineligible for jury service and aliens are subject to further statutory restrictions, e.g., ineligibility for the franchise and the Public Service; the necessity to register, and the capacity to own a British ship or a share in a British ship.

An indigenous inhabitant who is an Australian protected person enjoys the same rights in relation to that status as an Australian protected person who is not an indigenous inhabitant. Similarly an indigenous inhabitant who becomes a British subject would, in relation to that status, enjoy the same rights as a natural-born British subject.

## PART III.—INTERNATIONAL AND REGIONAL RELATIONS.

### INTERNATIONAL.

The Administering Authority has continued to co-operate with the organs of the United Nations and with the Specialized Agencies in furnishing reports and other information in relation to the Territory, and the representatives of the Territory have participated in meetings and seminars arranged or sponsored by the World Health Organization and the Food and Agriculture Organization. Study fellowships allotted by the World Health Organization to officials of the Administration are referred to elsewhere in this report.

Information relating to treaties, conventions and agreements applying to the Territory at 30th June, 1962, is given in Appendix XXIII.

In addition to the various missionary organizations whose activities are described in other sections of this report, non-governmental bodies of an international character which are active in the Territory are the Red Cross Society (and Junior Red Cross), the Boy Scouts, the Girl Guides, Rotary and Apex Clubs.

### REGIONAL.

The principal organ of inter-territorial co-operation in the region is the South Pacific Commission, which was established in 1947 by agreement between the six metropolitan governments responsible for the administration of the non-self-governing territories in the South Pacific. The Commission is a consultative and advisory

body on matters affecting the economic and social development of these territories and the welfare of the inhabitants.

Selected officers of the Administration are members of the Research Council of the Commission, and the Trust Territory has continued to share in the increasing exchange of knowledge and experience gained through the Commission's work.

The agreement establishing the South Pacific Commission provided for the establishment of a South Pacific Conference with advisory powers as a body auxiliary to the Commission. The Conference, which meets at intervals not exceeding three years, consists of delegates from the local inhabitants of the territories within the Commission, who may be accompanied by advisers.

Administrative co-operation continued between the Territorial Administration and the Administration of West New Guinea in dealing with problems which are common to both territories.

#### COMMON ASSOCIATIONS OF INDIGENOUS INHABITANTS WITH OTHER TERRITORIES.

In the strict sense of the term no common associations—political, economic, social or religious—are maintained by the indigenous inhabitants with the inhabitants of neighbouring territories. At the present stage of development, interest lies mainly in the development of close collaboration between the many tribal and communal elements in the Territory.

#### ADMINISTRATIVE UNION WITH TERRITORY OF PAPUA.

The basis of the Territory's legislative, administrative and judicial systems is the *Papua and New Guinea Act 1949-1960* of the Commonwealth of Australia, which came into force on 1st July, 1949. The Act approved the placing of the Territory of New Guinea under the International Trusteeship System and in accordance with Article 5 of the Trusteeship Agreement for New Guinea provided for the administration of the Territory in an administrative union with the Territory of Papua. Article 5 of the Trusteeship Agreement states—

It is agreed that the Administering Authority, in the exercise of its powers under Article 4, will be at liberty to bring the Territory into a customs, fiscal or administrative union or federation with other dependent territories under its jurisdiction

or control, and to establish common services between the Territory and any or all of these Territories if in its opinion it would be in the interests of the Territory and not inconsistent with the basic objectives of the trusteeship system to do so.

The Papua and New Guinea Act expressly declares the intention of the Commonwealth Government to maintain the identity and status of New Guinea as a trust territory.

The practical operation of the administrative union is explained in succeeding chapters of this report.

No plans exist to establish separate legislative, judicial and administrative organs for the Trust Territory or to transfer the headquarters of the Administration or of the Supreme Court to the Territory.

Section 11 of the Papua and New Guinea Act requires that there be expended annually in the Trust Territory upon the administration, welfare and development of the Territory, an amount which is not less than the total amount of public revenue raised in that year in the Territory. As mentioned in Chapter 1 of Section 1 of Part VI the revenues and expenditures of each territory are recorded separately, those costs common to both being apportioned to each on an appropriate basis. Revenue and expenditure from revenue of the Trust Territory during the past five years were as follows:—

—	1957-58.	1958-59.	1959-60.	1960-61.	1961-62.
	£	£	£	£	£
Revenue ..	2,926,026	3,553,373	3,825,111	4,129,441	4,193,526
Expenditure from Revenue	9,114,847	10,261,746	11,685,032	13,411,035	14,307,892

The level of expenditure has risen substantially each year with a corresponding increase in the deficit which has been met by a direct grant from the Administering Authority. These grants are interest free and non-repayable.

Separate statistics are compiled for the Trust Territory in the categories prescribed by Regulations under the *Statistics Ordinance 1950* and in a supplementary series for the purposes of this report.

Details of the officers of the Public Service working in the Territory are contained in Appendix II.

No new districts have been created during the year under review, nor do any of the district boundaries extend into the Territory of Papua or *vice versa*.

### PART IV.—INTERNATIONAL PEACE AND SECURITY: MAINTENANCE OF LAW AND ORDER.

#### POLICE FORCE.

##### ORGANIZATION.

The *Royal Papua and New Guinea Constabulary Ordinance 1955-1959*, provides for the constitution and regulation of the police force. The force is divided into four branches—the Regular Constabulary and the Native Constabulary, whose members are employed wholly on

police duties; the Field Constabulary, comprising officers of the field staff of the Department of Native Affairs who, in the main, perform police duties only in those areas where no officer of the Regular Constabulary is stationed; and the Special Constabulary to which the Administrator in times of emergency may appoint such officers and constables as he deems necessary.

Subject to the control and authority of the Administrator the force is under the direction and control of the Commissioner of Police.

Three police stations have been opened since the 30th June, 1961—at Mount Hagen, Western Highlands District; Tomaringa, New Britain District; and Sohano, in the Bougainville District.

Plans for a Police Training College at Bomana, near Port Moresby, are well advanced. The College will train police officers for service in both New Guinea and Papua. Construction of the first buildings will be undertaken in 1962-63.

A total of 51 officers, including a headquarters component of nine, carry out duties in or on behalf of the Trust Territory, and 1,685 members of the Native Constabulary are stationed throughout its nine districts.

In the nine administrative districts, the following townships have been proclaimed as special police districts for the purpose of police administration by officers of the Regular Constabulary, viz.—Rabaul, Lae, Bulolo, Wau, Goroka, Mt. Hagen, Madang, Wewak, Lorengau, Kavieng, Kokopo and Sohano.

#### REGULAR CONSTABULARY.

The qualifications for admission to the Regular Constabulary include training in general police duties and satisfactory service in another police force. New appointees serve a twelve months' probationary period during which they attend an induction course at the Australian School of Pacific Administration, in Australia, which is followed by a period of in-service training in the Territory.

#### NATIVE CONSTABULARY.

*Recruitment and training.*—The Native Constabulary is recruited by voluntary enlistment from the indigenous inhabitants of the Territory of Papua and New Guinea, and members serve in either Territory. Many applications for enlistment are received each year and the standard of applicants shows a consistent improvement. In addition to being of good character recruits must be of superior physique and intelligence. Initial enlistment is for a term of not less than three years and not more than five years.

The committee method of selecting recruits for the Native Constabulary which was instituted in 1961 has proved an unqualified success. During the year under review 115 applicants were interviewed at Lae for service in the Territory of Papua and New Guinea and 70 were accepted.

Recruits attend a twelve months' training course with a syllabus covering police procedures, first aid, report writing, elementary law, physical culture, hygiene, foot drill, rifle training, police functions and traffic control, on completion of which they are posted to police stations throughout the Territory where they carry out practical town police duties for twelve months and gain some experience in patrol duties.

A training course to enable indigenous police cadets to obtain commissioned rank commenced in February, 1961, with ten cadets. The numbers of cadets are to be increased, and training staff will include part-time lecturers drawn from the teaching staff of the Department of Education.

*Duties.*—Members perform police duties in towns and settlements and non-commissioned officers and constables may also be engaged as instructors and bandsmen, and on clerical duties. Special selection is made by those who accompany exploratory patrols carried out by officers of the Department of Native Affairs and these police play an important part in the task of extending Administration influence to new areas.

*Conditions of Service.*—Accommodation, clothing, rations and medical attention are provided free of charge to a member and to his wife and child if they are living with him at his place of employment. At the close of the year 654 members had their families living with them.

Leave of absence on full pay is granted on the basis of one month's leave for each year of service plus the time necessary for the member to travel to and from his home village. Free transportation is provided.

The rates of pay of members of the Native Constabulary are as follows:—

Rank.	Year of Service.	Rate of Pay.	
		£	s. d.
Trainee .. .. .	1st	90	3 0
	2nd	99	5 0
	3rd	111	12 0
Constable .. .. .	1st	128	18 0
	2nd	142	15 0
	3rd	157	13 0
	4th	173	5 0
	5th	187	15 0
Constable (First Class) .. .. .	1st	205	15 0
	2nd	217	1 0
	3rd	230	2 0
Senior Constable .. .. .	1st	243	0 0
	2nd	256	0 0
	3rd	269	0 0
Sergeant (Third Class) .. .. .	1st	282	0 0
	2nd	295	1 0
	3rd	308	2 0
Sergeant (Second Class) .. .. .	1st	327	12 0
	2nd	340	10 0
	3rd	353	11 0
Sergeant (First Class) .. .. .	1st	386	2 0
	2nd	399	0 0
	3rd	412	1 0

Under the Royal Papua and New Guinea Constabulary Regulations 1959 members of the Native Constabulary are also now eligible for a non-contributory pension. A member with twenty years or more of continuous service, or a

member who has completed fifteen years' continuous service and who is discharged as medically unfit, is entitled to receive a pension. The amount of the pension is one-quarter of the average annual pay, and of the value of rations received by the member for himself, during the three years of continuous service preceding his retirement. The pension scheme also provides for pensions to the widows and dependent children of deceased members or deceased pensioners.

#### PUBLIC ORDER.

During February, 1962, disturbances occurred at Hahalis, Buka Island, Bougainville District, following the refusal of the people of the area to pay personal tax lawfully levied by the Administration. In December, 1961, an attempt by an Administration patrol to collect the tax was resisted and when in February, after the failure of various attempts to persuade the people to pay their tax, a force of about 80 police armed with batons entered the area to arrest defaulters, they were attacked by about 2,000 people. Another clash occurred some days later

after police strength had been increased to 155 and it was only after 400 additional reinforcements had been brought in that the situation was brought under control. Over 400 men were taken into custody while others proceeded voluntarily to Sohano to answer charges. Finally 461 persons appeared in court at Sohano to answer 635 charges. There were 589 convictions on various counts including failure to pay tax, obstructing the police and riotous behaviour.

Sentences ranged up to six months' imprisonment for riotous behaviour. Following interviews between prisoners and the Public Solicitor a number of appeals were made to the Supreme Court. Some of these were upheld, while in other cases sentences in respect of charges of riotous behaviour were regarded by the Chief Justice as being excessive and were remitted to three months' imprisonment by the Administrator in the exercise of his prerogative under Section 73 of the Papua and New Guinea Act.

Assurances of future co-operation have been given to the Administration by leaders of the Hahalis people, many of whom have since paid their 1962-63 tax well in advance.

### PART V.—POLITICAL ADVANCEMENT.

#### CHAPTER 1.

##### GENERAL POLITICAL STRUCTURE.

As mentioned in Part III. of this report, the *Papua and New Guinea Act* 1949-1960 provides for the administration of the Trust Territory in an administrative union with the Territory of Papua in accordance with Article 5 of the Trusteeship Agreement for New Guinea.

This Act, which is administered by the Minister of State for Territories, the Honourable Paul Hasluck, M.P., through the Department of Territories at Canberra, provides for the appointment of an Administrator to administer the government of the Territory on behalf of the Government of the Commonwealth of Australia.

The Administrator is assisted by an Administrator's Council of six members over which he presides. The Act also provides for a Legislative Council which, subject to the assent of the Administrator, or, in certain cases defined in the Act, of the Governor-General, has full legislative power in regard to the peace, order and good government of the Territory. The Legislative Council was inaugurated on 26th November, 1951.

Under the general direction of the Administrator, the administrative functions of government are discharged by fifteen functional departments, the detailed administration of which is in each case the responsibility of the departmental head. A critical oversight of the organization and work methods of the departments is exercised through his own departmental organization by the Public Service Commissioner, who is directly responsible to the Minister for Territories. The officers of the fifteen functional departments and the Department of the Public Service Commissioner are members of the Public Service of the

Territory of Papua and New Guinea. The head-quarters of the Administration are located in Port Moresby in the Territory of Papua.

The Supreme Court of the Territory of Papua and New Guinea, established under the Papua and New Guinea Act, is the highest judicial tribunal in New Guinea and the only court possessing general jurisdiction over civil and criminal matters. The jurisdiction, practice and procedure of the Supreme Court are provided for under the *Supreme Court Ordinance* 1949-1958. Courts having limited jurisdiction are District Courts, constituted under the *District Courts Ordinance* 1924-1961, and Courts for Native Affairs constituted under the *Native Administration Ordinance* 1921-1951.

The *Native Local Government Councils Ordinance* 1949-1960 provides for the setting up of councils with power to make rules for the peace, order and welfare of the indigenous people within the areas of their jurisdiction.

##### POLICY AND DEVELOPMENT PLANS.

It is the aim of the Administering Authority to promote and foster among the indigenous population an understanding of and competence in the operation of democratically elected representative institutions and the administrative machinery of government so as to bring them as quickly as possible to the stage where they will be able to manage their own affairs and decide their political future as a people.

As has been indicated in earlier reports, difficulties of topography and communication and the attendant isolation of the Territory's communities from one another and from external civilizing influences had resulted in a social and

political fragmentation, a lack of a common language and of common political institutions and a complete absence of any Territory-wide sense of community. Because of these factors the main effort in the promotion of political advancement had to be made at the grass roots—through the medium of native local government councils. The basic aims of local government policy have been as follows:—

- (a) to provide a means of teaching the indigenous people to assume a measure of responsibility for their local affairs in accordance with democratic procedures;
- (b) to provide area machinery and local funds for extending and co-ordinating social services at village level and hence to enlist the active support of the people in raising living standards;
- (c) to face the indigenous population squarely with the fact that progress is inseparable from good order and industrious habits and that social services have to be paid for; and
- (d) to prepare the way for fitting them in a manner they can understand into the Territory's political system.

The success of the council system in promoting political advancement has been amply demonstrated. It has grown so vigorously, especially during the last seven years, that there is now a network of 38 councils spread over all districts of the Territory and comprising in all 1,164 councillors representing over 357,000 people. A large and rapidly increasing proportion of the population is thus developing an understanding of democratic processes and values, councillors themselves are becoming experienced in local government administration, and as a result of the training courses described in Chapter 3 a body of competent clerical and administrative workers is being built up at the local government level. Conferences of all native local government councils in the Territory of Papua and New Guinea have helped to create an awareness of the common nature of their problems and to build a community of thought and feeling, a development that has been further strengthened by the attendance of native representatives at conferences outside the Territory. The base of political development has thus been well and truly laid and in every district there are now indigenous leaders, experienced in speaking on behalf of their people, who can be regarded as potential candidates for election to the Legislative Council.

While this basic development has been taking place other means of training leaders have also been employed. Indigenous members have been appointed to the Legislative Council, to district and town advisory councils and to various statutory boards and authorities, and arrangements for observers to attend meetings of these bodies were also introduced.

The reform of the Legislative Council in 1961 was a recognition of the progress that had been made. For the first time elected members representing the indigenous

population were included in the Council and other changes were made to prepare the way for an increasing assumption of responsibility by the Council as a representative body: the official majority was abolished and the Executive Council, consisting entirely of Administration officials, was replaced by an Administrator's Council comprising the Administrator, three official members of the Legislative Council and three non-official members of the Legislative Council at least two of whom must be elected.

As a trained body of indigenous public servants is essential to the successful development of self-government, the Administering Authority has pressed on with the work of training Papuans and New Guineans in the practical tasks of administration at the territorial level. First an Auxiliary Division was created especially as a training division; later, training positions were created within the Public Service proper and the way was open for the appointment of indigenous officers to the Second and Third Divisions of the Service. Various kinds of incentives and training facilities are now being provided to encourage and assist indigenous civil servants to qualify for higher appointment in the Service. An administrative staff training college is to come into operation in 1963 and cadetships will be available for tertiary education at Australian universities and ultimately at the university college which is to be established at Port Moresby not later than 1966.

Plans are now under consideration to reconstruct the Public Service as an essentially territorial service based on local conditions and local rates of pay and assisted by an auxiliary service staffed by expatriate officers. The proposals envisage the inclusion of career Administration servants in the Public Service, the abolition of the Auxiliary Division as at present constituted and the absorption of its members into divisions of the new service. The aims of these proposals are to develop a service which will be within the capacity of a self-governing territory to recruit and finance and to facilitate the process of transforming the present service into one staffed to the fullest possible extent by indigenous officers.

Direct measures of political and administrative training have been supported by various forms of adult and community education and the people are learning to combine for their mutual benefit in everyday affairs. Sporting organizations and women's clubs provide examples of this. A significant development over the past year has been the formation of industrial organizations, to foster the orderly growth of which special legislation has been enacted.

In all of these ways political understanding and a community consciousness are being increasingly developed. Some areas have progressed further than others, but, while the Administering Authority holds firmly to the view that any system of self-government should be as broadly based as possible, it by no means considers that uniform development is a pre-condition of further political progress. It believes that a basis for democratic representation exists when a group of politically aware people in each of the more significant groups in the Territory is able to speak

with authority for the less advanced sections of their people. The policies followed by the Australian Government have been aimed at bringing about this situation as rapidly as possible in the areas more recently brought under control and this work is continuing.

Meanwhile measures to carry political progress still further in the more advanced areas through the medium of the institutions already established there are being prepared. Consideration is being given to extending the present native local government council system to cover all races and to the enactment of legislation to provide for a comprehensive statement of the functions of councils and their progressive investment with such functions as they become capable of assuming greater responsibility. Proposals to reconstitute the district advisory councils so that they will have a majority of indigenous members, including representatives of native local government councils, are also being examined.

Arrangements are being made for groups of indigenous political leaders to visit Australia to observe the operations of parliaments and other legislative bodies.

As regards the future development of the Legislative Council, His Excellency the Administrator of the Government of the Commonwealth of Australia, in opening the first Legislative Council to be constituted under the 1960 amendment of the Papua and New Guinea Act, said—

My advisers have expressed readiness to set target dates for the performance of the various practical tasks they have undertaken in social, economic and educational advancement. The stages in the progress of political advancement will be set by the response of the people themselves. Nevertheless, my advisers have it in their own mind that, after experience of one full term of the newly constituted council and after a second general election—that is to say in perhaps five years from now—this council and the Australian Parliament might be asked to consider what the next step forward should be. My advisers also have it in mind, that, as soon as the people of the Territory themselves feel ready for the change, they should move to a system of elections on a common roll. On all these questions my advisers look to the participation of all the people of the Territory, through this Council, in shaping the course of change and progress.

This statement underlines the importance which the Administering Authority attaches to the right of the people to have their wishes considered even at this stage and ultimately to choose their own form of government. As was reported in the 1960-61 report, the amendment of the Papua and New Guinea Act to provide for the reconstitution of the Legislative Council in its present form was preceded by a long period of study and preparation, culminating in a personal tour of the Territory of Papua and New Guinea by the Minister for Territories in the course of which he had discussions with citizens and representative organizations of all races to ascertain their views as to the nature and extent of the changes to be made.

Its insistence on the right of the people to have their wishes fully taken into account does not mean the Administering Authority has no intention of refraining from any further initiative until the people, through their representatives on the Council, demand it.

As early as October, 1961, after the present Legislative Council had been in existence only a few months, a committee of Administration officers was set up to give continuing attention, having regard to the expressed objective of a common roll within six years, to the development of proposals for—

- (a) efficient electoral machinery of a permanent kind;
- (b) the political and electoral education of the indigenous people; and
- (c) the introduction of secret and direct elections on the basis of a common roll.

In March, 1962, the Legislative Council itself appointed a Select Committee on Political Development (which had been foreshadowed in September, 1961) consisting of two official members, two elected indigenous members (later increased to three) and two elected non-indigenous members. The committee was to review the political development of the Territory and the implementation of the Government's declared policies in this regard and to submit a report to the Council.

An interim report of the Administration committee has been submitted and is being examined pending the results of the deliberations of the Select Committee.

In considering the next step to be taken in the development of representative and, ultimately, responsible government, the Administering Authority will take full account of any recommendations made by the Legislative Council following its examination of the Select Committee's report. Should the Council, in which there is now a significant measure of representation of the more advanced indigenous groups in the community, recommend immediate introduction of a common roll, there will be no unwillingness on the part of the Administering Authority to introduce it. On the other hand, it would be a mistake to force political change at a rate which the people themselves are unwilling to accept. This attitude towards the wishes of the people themselves is part of the basic Australian view that the people of the Territory have the right to choose ultimately the form of government they want.

The Administering Authority sees political advancement as a peaceful constitutional process. Itself once a colony, Australia, by successive constitutional steps, gained full nationhood and a similar progress is planned for the Territory. The recent amendment to the Papua and New Guinea Act brought elected representatives of the indigenous people into the Legislative Council for the first time. The next steps will be to enlarge this representative element and extend the powers of the Council until it finally becomes a fully representative legislature to which the Executive is responsible. The people will then be in a position to determine their own future and self-government or independence, as they may choose, will be achieved without the need for any violent change.

In the report for 1960-61 reference was made to an examination of the judicial system of the Territory which was carried out by Professor D. P. Derham, Professor of Jurisprudence of the University of Melbourne. Further

progress has been made in implementing Professor Derham's recommendations. Training programmes to prepare indigenous candidates for participation in the work of the courts as magistrates, clerks of courts and interpreters have been drawn up and the research needed to enable laws relating to the ascertaining and application of native custom to be drafted is continuing. Legislation to replace courts for native affairs by a system of local courts operating under simplified rules of procedure was introduced at the June meeting of the Legislative Council and will be further considered by the Council at its next meeting. The local courts, which will have a relatively low limit of jurisdiction in both criminal and civil matters, will have power to apply native custom in appropriate cases. The legislation provides for account to be taken of native custom and for assessors to be appointed for this purpose. It also provides for selected indigenous persons to be appointed as justices to sit with magistrates in local courts, but without power of decision, and also for appeals from local courts to the Supreme Court.

## CHAPTER 2.

### TERRITORIAL GOVERNMENT.

#### *Structure.*

The general structure of the territorial government is described in Chapter 1 and the administrative organization is illustrated by the chart in Appendix II.

#### *Chief Administrative Officer.*

Authority for the government of the Territory is derived from the *Papua and New Guinea Act 1949-1960*, which provides for the appointment by the Governor-General of an Administrator to administer the government of the Territory on behalf of the Administering Authority and to hold office during the Governor-General's pleasure.

Sir Donald Mackinnon Cleland, C.B.E., O.St.J., continued in his appointment of Administrator of the Territory.

#### *Heads of Departments.*

Territorial ordinances confer various statutory functions on these officers by office and, in addition, in some cases the Administrator has delegated to the head of a department certain of his powers relating to that department or to subject matter under the supervision of the officer concerned.

#### *Legislative Councils or Organs.*

The councils or organs which exercise legislative powers in the Territory are—

- (a) the Legislative Council;
- (b) the Administrator's Council;
- (c) the Administrator.

#### *The Legislative Council.*

The Legislative Council is established under the provisions of the *Papua and New Guinea Act 1949-60* and consists of 37 members, namely—

- (i) the Administrator;
- (ii) fourteen officers of the Territory (known as official members);

(iii) twelve elected members (six elected by electors of the Territory and six elected by the indigenous population); and

(iv) ten persons (known as appointed members).

The Council thus has a non-official majority. All members, except the twelve elected members, are appointed by the Governor-General on the nomination of the Administrator and under Section 36 (2) of the Act the Administrator is required to exercise his powers of nomination to ensure that not less than five of the appointed members are residents of the Territory of New Guinea and not less than five are indigenous inhabitants.

An appointed member may at any time be removed from office by the Governor-General and, unless re-appointed, vacates his seat at the end of three years from the date of his appointment. Official members hold office during the pleasure of the Governor-General.

The *Legislative Council Ordinance 1951-1960* lays down the qualifications for and the methods of election of elected members, together with the electoral boundaries, and provides that elections shall be held at intervals of not more than three years.

The Territory of Papua and New Guinea is divided into six electorates: the New Britain, New Guinea Islands, New Guinea Coastal, Highlands, Western Papua and Eastern Papua Electorates, each being represented by one member elected by enrolled electors and one member elected by unenrolled electors.

Under the provisions of the Legislative Council Ordinance a candidate for election by enrolled electors must—

- (i) be an elector;
- (ii) have resided continuously in the Territory during the three years immediately preceding the lodging of his nomination as a candidate; and
- (iii) not be an officer or employee of the Public Service of the Territory or of the Commonwealth or an officer or employee of an instrumentality of the Administration or of the Commonwealth.

Section 37 (1) of the Papua and New Guinea Act provides that a person who is an undischarged bankrupt or insolvent is not qualified to be elected to or to continue as a member of the Legislative Council.

Nomination of candidates for election by enrolled electors must be made in the prescribed form and signed by at least six electors of the electorate concerned within 28 days after publication of the notice fixing the date for an election. Voting is by secret ballot and in accordance with the preferential system.

In relation to elections by unenrolled electors it is provided—

- (i) that individual indigenous persons wishing to present themselves as candidates for an electorate shall lodge a nomination in the prescribed form signed by six indigenous residents of the electorate;

- (ii) that, where an election is necessary, each native local government council in the electorate shall appoint a representative or representatives (according to the number fixed by the Administrator in Council by notice in the *Gazette*) to vote in the election and shall forward their names to the Returning Officer for the electorate;
- (iii) that the Administrator in Council may, by notice in the *Gazette*, declare "a class or classes of natives living in an area which is not within a Council area to be an electoral group" for the purposes of an election by unenrolled electors; that he may also declare the number of representatives to be nominated by the group and the manner in which they are to be nominated; and that the names of such persons also shall be notified to the Returning Officer;
- (iv) that the Returning Officer shall convene and preside over a meeting of the representatives of local government councils and electoral groups in the electorate, at a time and place fixed by the Administrator by a notice in the *Gazette*, and such a meeting shall elect one of the candidates to be the member for the electorate; and
- (v) That voting shall be by secret ballot, each representative having one vote, and the candidate receiving the most votes shall be deemed to be elected.

The present Council, which was constituted in March, 1961, met three times during the year, the first meeting being held from 19th September to 28th September, 1961; the second meeting from 5th March to 9th March, 1962; and the third from 11th to 14th June, 1962.

The membership at 30th June, 1962, was as follows:—

*President:*

His Honour the Administrator, Sir Donald Mackinnon Cleland, C.B.E., O.St.J.

*Official Members:*

Dr. J. T. Gunther, O.B.E., Assistant Administrator (Services);  
 Mr. I. F. Champion, O.B.E., Chief Native Lands Commissioner;  
 Mr. H. H. Reeve, Assistant Administrator (Economic Affairs);  
 Mr. D. E. Macinnis, O.B.E., Director of Lands, Surveys and Mines;  
 Mr. W. W. Watkins, Secretary for Law;  
 Dr. R. F. R. Scragg, Director of Public Health;  
 Mr. J. Glen, Director of Public Works;  
 Mr. G. T. Roscoe, Director of Education;  
 Mr. W. F. Carter, Director of Posts and Telegraphs;  
 Mr. F. C. Henderson, Director of Agriculture, Stock and Fisheries;

Mr. H. L. R. Niall, C.B.E., District Commissioner, Morobe District;  
 Mr. J. K. McCarthy, M.B.E., Director of Native Affairs;  
 Mr. J. R. Foldi, District Commissioner, New Britain District;  
 Mr. K. M. Chambers, Chief Collector of Customs.

*Appointed Members:*

Mr. B. E. Fairfax-Ross;  
 Mrs. R. Bates;  
 Mr. R. Taureka;  
 The Right Reverend P. N. W. Strong, C.M.G.;  
 Reverend Father J. G. McGhee;  
 Mr. E. Jubilee;  
 Mr. M. Kurada;  
 Mr. Kibunki;  
 Mr. Bonjui;  
 Miss A. Wedega.

*Elected Members:*

*Elected by Enrolled Electors:*

Mr. J. R. Stuntz—Eastern Papua  
 Mr. S. R. Slaughter—Western Papua  
 Mr. I. F. G. Downs—Highlands  
 Mr. A. L. Hurrell, M.C.—New Guinea Coastal  
 Mr. P. E. A. Mason, D.S.C.—New Guinea Islands  
 Mr. J. L. Chipper—New Britain

*Elected by Unenrolled Electors:*

Mr. J. Guise—Eastern Papua  
 Mr. S. Paradi—Western Papua  
 Mr. K. Agaundo—Highlands  
 Mr. S. Sigob—New Guinea Coastal  
 Mr. N. Brokam—New Guinea Islands  
 Mr. V. Tobaining—New Britain.

The official language of the Council is English. Minutes are kept and a verbatim record is made of the proceedings and debates.

Simultaneous translation of Council proceedings is carried out in Motu, Pidgin, and English by a corps of interpreters and is of particular value to those members of the Council who are not fluent in English.

There are fifteen observers from the various districts and the simultaneous translation system is so arranged that facilities are available to each observer to enable him to follow the Council proceedings in either English, Pidgin, or Motu.

The Council is empowered to make ordinances for the peace, order and good government of the Territory, which, however, do not have any force until assented to by either the Administrator or the Governor-General as provided in the Act.



The initiation of legislative proposals in the Council is governed by sections 47 and 48 of the *Papua and New Guinea Act 1949-1960* and by the Standing Rules and Orders regulating the order and conduct of the Council's business and proceedings. Subject to these requirements, and particularly the restriction on any ordinance involving government expenditure, non-official members are competent to introduce legislation.

#### *Standing Committee on Public Works.*

The Standing Committee on Public Works continued to carry out its functions as provided for under the *Public Works Committee Ordinance 1960*.

#### *The Administrator.*

The Administrator has authority under certain ordinances to make regulations relating to matters specified in those ordinances. In practice this power is exercised with the advice of the Administrator's Council.

#### *The Administrator's Council.*

The Administrator's Council is set up under the *Papua and New Guinea Act 1949-1960*, to advise the Administrator on any matter which he refers to it and on any other matter as may be provided by ordinance. It consists of the Administrator, three official members of the Legislative Council and three other members of the Legislative Council, none of whom may be an official member and at least two of whom must be elected members.

The Administrator is not bound to act in conformity with the advice of the Administrator's Council, but, if he fails to act in accordance with that advice in a case where a statutory power given under an ordinance may be exercised either by the Administrator-in-Council or by the Administrator, he must provide the Legislative Council, not later than the first sitting day of its next meeting, with a statement of his reasons. The *Administrator's Council Ordinance 1960* provides that regulations may be made by the Administrator-in-Council.

Not only do the composition and operation of the Administrator's Council directly associate the Legislative Council with the daily tasks of administration, but through the participation of elected members of the Legislative Council a measure of representative government is provided.

The membership of the Administrator's Council at 30th June, 1962, was as follows:—

#### *Official Members of the Legislative Council:*

Dr. J. T. Gunther, O.B.E., Assistant Administrator (Services)

Mr. H. H. Reeve, Assistant Administrator (Economic Affairs)

Mr. J. K. McCarthy, M.B.E., Director of Native Affairs.

#### *Elected Members of the Legislative Council:*

Mr. I. F. G. Downs, elected by enrolled electors (i.e., non-indigenous population) Highlands Electorate.

Mr. J. D. Guise, elected by unenrolled electors (i.e., the indigenous population) Eastern Papua Electorate.

#### *Non-official Appointed Member of Legislative Council:*

Mr. B. E. Fairfax-Ross.

#### *Statutory and Other Boards and Committees.*

There are a number of statutory and other boards, committees and similar bodies which exercise executive or advisory functions. The more important are listed in Table 16 of Appendix II.

#### *District Administration.*

For administrative purposes the Territory is divided into nine districts. A district commissioner is the Administrator's representative and as chief executive officer is responsible for general administration and the co-ordination of the activities of all departments within each district.

No changes were made to district boundaries during the year.

At 30th June, 1962, the districts and their areas were as follows:—

District.	Land Area.	Headquarters.	Number of Sub-Districts.
	Square miles.		
Eastern Highlands ..	6,900	Goroka .. ..	3
Western Highlands ..	9,600	Mount Hagan ..	3
Sepik .. ..	30,200	Wewak .. ..	8
Madang .. ..	10,800	Madang .. ..	3
Morobe .. ..	12,700	Lae .. ..	5
New Britain .. ..	14,100	Rabaul .. ..	4
New Ireland .. ..	3,800	Kavieng .. ..	2
Bougainville .. ..	4,100	Sohano .. ..	3
Manus .. ..	800	Lorengau .. ..	1
Total .. ..	93,000	.. ..	32

Sub-districts are created as necessary according to the distribution of the indigenous population, topography, ease of communication and other administrative aspects. Sub-district boundaries are not firmly fixed until the districts are under complete Administration control.

During the year, to improve administration in the Amanab and Green River areas of the Sepik District, a new sub-district was established with Amanab as headquarters.

### Classification of Areas.

Good progress was made during the year in the plan to remove by the end of 1963 all restrictions imposed under the Restricted Areas Ordinance 1950. Three new patrol posts were established, one each in the Western Highlands, Sepik and Morobe Districts, and the area proclaimed as restricted was reduced from 8,056 square miles to 4,108 square miles. In this remaining restricted area, which comprises difficult country in the Sepik, Eastern Highlands and Western Highlands Districts, with an estimated population of 20,000 persons, there is yet no permanent organization for the administration of law and order. Work is continuing and further reductions in the restricted area are expected in 1962-63.

Only indigenous people, Administration officers or authorized persons may enter a restricted area, and the Administration is thus able to control the rate and extent of contact with the inhabitants and ensure that development is not only peaceful but adequate to their circumstances.

The Administration establishes friendly relations through the patrol system. Advice is sought by the people and disputes are settled. Medical, educational and economic activities are introduced and a census is taken. The people are thus inducted into the system of law and order and with the establishment of continuous supervision control is consolidated and expanded.

Details of the restricted areas are given in Appendix II., which also includes a map showing areas restricted at 30th June, 1962.

Fulfillment of the plan to reduce the restricted area will depend on the absence of any major emergency which would divert resources of staff and facilities, and the continued availability of adequately trained and experienced staff. As the Administration extends its control the demands on its services and personnel increase. Not only must the new areas receive adequate attention, but at the same time the peoples of the more developed areas must be given the intensive guidance, expanded services and more rapid progress in all fields of development which they are coming to expect.

### Patrols.

In areas not under restriction the aim is to visit the people as often as possible, and to remain with them as long as is necessary to deal with any matters which might arise. Visits are made by officers of the field staff of the Department of Native Affairs and of other departments, in particular Public Health, Forests, and Agriculture, Stock and Fisheries.

Restricted areas are patrolled as frequently as possible in a similar way, with the aim of consolidating influence and bringing the areas under complete control.

Patrols in restricted areas are led by experienced officers. In unexplored or partly explored country, a preliminary aerial reconnaissance is first undertaken if practicable.

The ground patrol makes contact and establishes friendly relations with the people. It obtains information for administrative purposes as well as topographical data. Additional patrols follow later. Similar work proceeds from other selected points in the region and the pattern is so organized that patrols from various posts link up with each other until the whole region is covered.

Patrols working in isolated areas are equipped with portable radio transmitting and receiving sets.

Details of the number of patrols carried out in each district are given in Table 5 of Appendix II.

### Tribal Fighting and Attacks on Patrols.

There were no attacks on patrols during the year. In the area administered from Wonenara, where there were several attacks in 1960-61, there has been constant patrolling and the area is becoming settled, though tribal antagonisms are still strong.

## CHAPTER 3.

### LOCAL GOVERNMENT.

#### Native Local Government Councils.

The background to the native local government council system is described in Chapter 1 and the following table illustrates its development since the establishment of the first councils in 1950:—

Year ended 30th June.	Number of Councils.	Number of Councillors.	Approximate Population Covered.
1951 .. .. .	(a) 4	72	15,400
1952 .. .. .	(a) 4	62	15,400
1953 .. .. .	(a) 6	106	24,813
1954 .. .. .	(a) 6	139	28,600
1955 .. .. .	6	141	29,997
1956 .. .. .	6	147	31,100
1957 .. .. .	10	230	52,560
1958 .. .. .	15	379	91,157
1959 .. .. .	18	470	119,532
1960 .. .. .	23	657	167,900
1961 .. .. .	27	780	206,300
1962 .. .. .	38	1,164	357,534

(a) Native village councils established under the *Native Village Councils Ordinance 1949-1952*.

Particulars of the 38 councils in existence at 30th June, 1962, including dates of establishment, are given in Table 10 of Appendix II.

During the year eleven new councils were proclaimed—four in the Western Highlands District, two each in the Eastern Highlands and Madang Districts and one each in the Bougainville and Morobe Districts. The Koronig, Baluan and Vunamami Council areas were extended to include additional villages.

In all districts preparatory survey work has been continued as a result of which it is expected that more councils will be proclaimed.

*Functions and Constitution.*—Under the *Native Local Government Councils Ordinance 1949-1960*, the Administrator may establish by proclamation local government bodies endowed with functions over defined areas in relation to the following matters:—

- (a) maintaining peace, order and good government, subject to the laws of the Territory;
- (b) organizing, financing or engaging in any business or enterprise for the good of the community;
- (c) carrying out any works for the benefit of the community; and
- (d) providing or co-operating with any department or any other entity in providing any public or social service.

To enable them to carry out these functions councils are empowered to make rules for peace, order and welfare which, when approved by the District Officer, have the full force of law, and are authorized to levy rates and taxes and to charge for services rendered.

It is an offence for any person to attempt to prejudice the free and effective exercise of the lawful power and authority of a council.

The actual tasks of initial organization and day-to-day supervision are carried out by officers of the Department of Native Affairs, the overall control of councils within each district being the responsibility of the district officer.

In the early stages of establishing a council the district staff are assisted, when necessary, by officers experienced in such work. Generally, however, administration through councils is viewed as part of the normal duties of the field staff, who oversee elections, instruct councillors in their duties and generally advise and help.

The qualifications for voters and the method of voting are referred to in Chapter 5 of this Part.

Any indigenous resident of a council area is entitled to stand as a candidate. Some women have been nominated but at present there are none elected. In the Ngangamp Council there is one nominated female councillor. The Ordinance permits the nomination of council members by the district officer. The Waiye and Ngangamp Councils each have one nominated member.

Tenure of office is for twelve months following the initial elections and subsequent elections are held biennially. Although the formal appointment of a successful candidate is subject to approval by the district officer, no successful candidate has in fact been debarred from assuming office.

A member of a council may be dismissed from office by the Director of Native Affairs, but only after due inquiry has been made and proper precautions have been observed to protect the individual. No councillors were dismissed during the year and the power has been exercised only once.

Council presidents and vice-presidents are elected by secret ballot of an incoming council from their own number.

Executive committees composed of varying numbers of councillors, and usually including the president and vice-president, are appointed to prepare and later supervise a works programme, to organize festivities and sports days, to supervise council constables in the execution of their duties, to watch over the care and maintenance of council transport, to consider correspondence other than that of a routine nature and to perform other similar functions.

Council members are paid allowances from council revenue, the rates being fixed by the councillors when drawing up the annual estimates. The annual appropriation for personal allowances of members and wages of council employees may not exceed one-half of the total estimated revenue of the council without the written approval of the Director of Native Affairs. These allowances are not regarded by the people as a salary but rather as a reimbursement for out-of-pocket expenses incurred by members when engaged on council business. The highest allowance voted is £192 a year by the Vanamami Council for its president. Most councils also vote a small sum annually, as a special allowance, to executive committee members.

Councils are established on the basis of a defined area consisting of a number of village groups which to a large extent have common interests.

As councillors and people become more experienced in the functioning of the council system the area over which they can operate effectively tends to widen. Council areas have been extended in a number of cases while in others *ad hoc* arrangements for consultation and co-operation exist. The four Tolai Councils of the Gazelle Peninsula in New Britain, for example, hold quarterly combined meetings to decide matters of common interest; the time is not yet opportune, however, to bring about a formal federation of all these units. The Tolai Councils have also combined to assist financially in the upkeep of the Rabaul Centre, women's clubs and various educational institutions. In addition they contribute £50 each towards the maintenance of the Rabaul Native Market, and operate a joint bulk store for the importation and distribution of building and other materials.

*Finance.*—Each council derives most of its revenue from a capitation tax collected and taken into account by the council in accordance with the *Native Local Governments Councils Ordinance*. Revenue is expended by the council in accordance with its approved annual estimates and no part of it goes to the Territorial Government. Tax rates declared by rules of the various councils are given in Table 10 of Appendix II.

Councils may also impose fees in respect of any of the matters coming within the scope of their powers.

An exemption from or reduction of council tax may be granted by a local government council taxation tribunal to a male on grounds of impecunious old age, infirmity or unavoidable hardship; to a female who is the mother of four or more living children or is caring for three or

more young children (either her own or adopted); and to widows, aged women and wives of persons who have already been granted an exemption.

No communal labour is organized by councils as such. The New Britain Councils have rules covering the maintenance of inter-village tracks which place the onus on land-owners to maintain sections of tracks passing through their holdings. The annual appropriations made by the councils for road maintenance are used to buy road-making equipment for use by villages and to pay workers hired for special jobs beyond the scope of village maintenance.

In September of each year each council holds a series of meetings to prepare its annual financial estimates for the new year commencing on 1st January. Such meetings are attended by representatives of various Administration departments concerned with local services. A rule fixing taxation rates for the ensuing year is passed and an estimate is then made of the total revenue the council can expect to receive.

When the revenue figure has been estimated and the carry-over figure calculated every item of expenditure, whether recurrent or capital, is decided by the full council, all major items being voted on separately. Finally, the estimates are approved by formal motion and forwarded to the district officer for his approval.

Council members and residents take a keen interest in their financial affairs and although it will be some time before any council is capable of preparing the whole of its estimates unaided, some improvement in their preparation can be seen among the longer established councils.

To enable councils to pay increased attention to such preventive measures as environmental sanitation and the improvement of water supplies, and to ensure at the same time that the assumption by councils of increasing financial responsibility for all aspects of public health services in their areas will take place on a sound and uniform basis, the Administration has introduced a system of grants-in-aid under which the financial contribution to health services made by any particular council depends on the stage of development it has reached. Councils have been graded, according to their ability to pay for health services, into four categories designated Stage 0, Stage 1, Stage 2 and Stage 3. The "Stage 0" council makes no contribution for salaries of medical workers or cost of drugs and dressings. Further, approved environmental sanitation projects are paid for by the Administration but the council provides all buildings for health work and is responsible for construction and maintenance. The scheme provides that councils graded in higher stages make progressively greater proportional contributions until at Stage 3 the council would provide 75 per cent. of the salaries of medical workers employed in its area, 50 per cent. of the cost of drugs and dressings used, 50 per cent. of the cost of approved environmental sanitation and 100 per cent. of building costs. There are, as yet, no "Stage 3" councils in the Territory.

Tables giving an analysis of expenditure by councils during 1961 and estimates of revenue and expenditure for 1962 are contained in Appendix II.

*Training.*—Formal training in native local government council matters is provided at the Vunadadir Local Government Training Centre, and at the Ambenob centre near Madang. Both centres cater for the Territory of Papua as well as the Trust Territory. The centres provide courses of approximately two weeks' duration for indigenous leaders and newly elected councillors as required. The courses cover the principles of local government, rule-making, the relationship between councils and the Administration departments and the functions and responsibilities of councillors. Similar courses are provided as necessary at the various district head-quarters by Native Affairs officers. The two centres are designed also to provide formal training courses for local government assistants, council clerks and assistant council clerks which are open to young men of about twenty years of age who have reached education Standard 9. The courses cover basic local government accounting procedures, book-keeping and other subjects. After graduation clerks are posted to councils for employment. Local government assistants receive training in local government legislation, meeting procedures and all clerical aspects of council work and, on finishing the course, are posted to a district where they complete the practical part of their training with a council and accompany local government survey patrols. When fully trained they are able to advise and assist councils in most aspects of their activities. Training courses are also provided for project clerks, who have overall responsibility for the accounts of a cocoa fermentary.

During 1961-62 thirteen council clerks and six local government assistants from the Trust Territory completed their training at Vunadadir.

The Ambenob Training Centre provided courses of instruction for thirty local government councillors from the Highlands and for ten from Milne Bay in the Territory of Papua.


Twenty-one field staff officers of the Department of Native Affairs were also given courses of instruction in local government.

*Council Activities.*—During the early stages of their existence councils spend a large part of their budget on administrative requirements including the erection of council chambers and staff houses and the purchase of transport equipment. Much of the initiative at first is taken by Administration officers, but after a year or two councils begin to develop real executive ability and the impetus of progress and new activities shifts more and more to the members.

Their first contribution to health services generally takes the form of providing buildings for medical aid posts, which are then staffed and conducted by the Department of Public Health. Later, as indicated above, councils assume greater responsibility for local health



Instruction at the Local Government Council Training Centre, Vunabadiir.



A Training Class at the Public Service Institute, Port Moresby.

services and several have co-operated with the Public Health Department in the establishment of rural health centres staffed by Papuan or New Guinean assistant medical officers and other trained staff. The most recent of such centres, which are described in Chapter 7 of Part VII., was established during the year at Benabena, Eastern Highlands District, with the co-operation of the Bena Native Local Government Council. Experience with centres of this type not only shows them to be a useful means of providing day-to-day health care for residents of the council area, but also indicates that, as the people themselves as taxpayers have a direct personal interest in them, they soon become a part of the life of the community and have an important influence in creating an awareness and appreciation of general health practices in the village and the home.

In the field of education, as well as erecting schools and classrooms, some councils have built dormitories for children whose homes are not within walking distance of a school. Others have erected buildings of local materials for the establishment of a community technical school which is then staffed and conducted by the Department of Education. Such technical schools teach basic carpentry and mechanical skills to the level of village needs, as distinct from the trade training provided at Administration central technical schools, and in several areas this training has provided semi-skilled tradesmen required by councils for their own building projects and for the operation and maintenance of trucks and similar equipment. With rising living standards in the villages there is now also a need for men with some knowledge of carpentry and mechanics to assist in building better homes and servicing the bicycles, trucks, outboard motors and other equipment being purchased by the villagers.

Other community services initiated and financed by councils include the provision of village water supplies through the construction of roof catchments or concrete wells and the building of side roads to open up isolated localities for cash cropping. The use of council trucks and road-making equipment combined with the voluntary labour of the local people enables these roads to be built at minimum cost. Council transport is also available on hire for the movement of primary produce and supplies between the villages and market outlets.

Some councils have undertaken various forms of economic activity to develop their own areas. As described in previous reports those in New Britain have concentrated on the production of cocoa. Bank loans, guaranteed by the Administration, were negotiated to extend existing fermentaries and build new ones and there are now fifteen in operation. During 1961-62 the amount of the loans, and of the Administration guarantees, remained at £227,020. Of this amount the Councils at 30th June, 1962, had borrowed £181,763 of which £88,934 had been repaid.

The Departments of Native Affairs and of Agriculture, Stock and Fisheries provide managerial and technical advice through extension services for these activities. Each fermentary employs and pays a fermentary super-

visor (trained in cocoa processing by the Department of Agriculture, Stock and Fisheries), a clerk (trained by the Department of Native Affairs) and local casual workers, all of whom are indigenes.

In the earlier reports it was stated that the Rabaul Native Local Government Council's Vudal land development scheme had been reviewed and that a close examination of the area had shown that, because of a rise in the water table, some blocks were too swampy for cocoa growing and gardening. Sub-division is now being carried out on the area set aside in the early stages for subsistence farming. Out of 98 blocks available eleven are too swampy for consideration at present while 55 have been sub-leased to individuals. Arrangements have been made for settlers to obtain loans from the Native Loans Board where necessary to develop their blocks.

Thirty-three of the 34 blocks into which the Vunamami Native Local Government Council's Lease of 390 acres in the Warangoi was sub-divided have been taken up. The blocks, which average between ten and twelve acres in extent, are big enough to enable both cash and subsistence farming to be carried out on the one block and the sub-lessees are now living at the Warangoi and where necessary obtaining loans from the Native Loans Board. A number of blocks have been completely planted with shade and cocoa seedlings.

The Amhenob Local Government Council project has made further progress during the year. The council obtained a lease of approximately 532 acres suitable for the growing of cocoa. One hundred and fifteen of the 152 blocks available for sub-leasing have been taken up and over 400 acres have been cleared. Of this area 245 acres have been planted with shade trees while over 100 acres have been planted with cacao.

Councils have been active in the cultural field also and have sponsored exhibitions of traditional arts and crafts, encouraged participation in choral competitions and in district agricultural shows, given financial assistance with film shows and donated school prizes.

Periodic consultations are held with indigenous members of the Legislative Council. This is a valuable means of informing legislative councillors of public opinion in council areas and of enabling villagers to learn about the work of the Legislative Council and the way it is dealing with matters of direct and indirect concern to them. The Administration encourages these consultations and provides legislative councillors with fares and living expenses to enable them to take place. An additional link is provided by the fact that three local government councillors are also elected members of the Legislative Council.

A conference of all native local government councils in the Trust Territory and Papua was held at Port Moresby in January, 1962. An agenda was drawn up after receipt of suggested items from all councils, and discussions at the conference covered a wide range of subjects, including taxation, robes of office, education, training of

councillors, agricultural training centres, pensions for council employees, delivery of mail in villages, use of village committees, fencing out of pigs, the drift to the towns, adoption of family surnames, marketing of produce, extension of local government, the future of local government and desired changes in the liquor legislation. The minutes of the proceedings were later distributed to all delegates and all councils, and have been closely examined by the Administration. The results of this examination have been conveyed to all concerned.

Many of the resolutions, for example, that concerning the desirability of adopting family surnames, took the form of advice to the councils and the people, while others requested action by the Administration. The latter have been implemented where possible, and some examples follow. Delegates' views on the need for a civics course and its nature were taken into consideration in designing the new school syllabus. In the matter of distribution of mail in villages all councils were asked to specify their requirements and a free bag service has been provided for all those who wanted it. A recommendation concerning fencing out of pigs has been met by distribution of a model rule which councils may adopt and adapt as they wish. A request for an explanation of the new Child Welfare Ordinance has led to the distribution of a detailed paper explaining its provisions. The recommendation for further extension of local government has been well met, more new councils having been established in 1961-62 than in any earlier year.

#### DISTRICT AND TOWN ADVISORY COUNCILS.

District and town advisory councils, which are non-statutory, give residents an opportunity to express their views and offer advice to district commissioners on matters directly affecting them within the district or town concerned.

There is a district advisory council in each of the nine districts of the Territory. Each council consists of the district commissioner, who is chairman, and members appointed by the Administrator for two years. Members are eligible for re-appointment, but as proposals for the reconstitution of these councils have been under consideration no re-appointments have been made during the past six months. (Particulars of the composition of councils comparable with those given in Table 14 of Appendix II of the 1960-61 report are therefore not available.)

It has been the policy for several years to appoint New Guineans to district and town advisory councils as qualified and competent persons become available. In the period covered by this report indigenous members of district advisory councils totalled 28.

Proposals for the reconstitution of the district advisory councils envisage that they will each have a majority of indigenous members including representatives of native local government councils and that town advisory councils

will also be directly represented on them. Increased representation of the indigenous people will not only be a means of associating them more fully with the handling of local affairs and widening their participation in the political life of the Territory, but will also afford an opportunity for promoting closer partnership between indigenous and non-indigenous people.

New Guineans are members of the Lac, Rabaul, Madang, and Wewak Town Advisory Councils. The number of indigenous members on the Rabaul Town Advisory Council has been increased from two to three, bringing total indigenous membership of such councils to ten. The composition of the town advisory councils at 30th June, 1962, is shown in Table 15 of Appendix II.

## CHAPTER 4. PUBLIC SERVICE.

### *Legislation.*

The Public Service of the Territory of Papua and New Guinea is constituted under the *Papua and New Guinea Act 1949-1960* and regulated by the *Public Service Ordinance 1949-1962* and Regulations. Other important provisions relating to the Public Service are contained in the *Superannuation (Papua and New Guinea) Ordinance 1951-1962* which provides for pension and provident fund benefits; the *Workers' Compensation Ordinance 1958-1961* providing for compensation payments for injury or incapacity arising out of or in the course of employment with the Administration; the *Arbitration (Public Service) Ordinance 1952-1957* providing for the appointment of a Public Service Arbitrator and the hearing and determination of claims submitted on behalf of officers and employees of the Public Service; and the *Papua and New Guinea Retirement Benefits Ordinance 1960-1961* which provides for retirement benefits for officers of the Public Service who were born in the Territory or are deemed to have been born in the Territory.

Amendments to the Public Service Ordinance and Regulations during the year included—

- (a) an extension of the benefits of section 21 of the Ordinance to former officers of the Public Services of the Northern Territory, Nauru and Norfolk Island; and
- (b) an amendment to those Public Service Regulations which relate to the payment of overtime and penalty rates.

### *Control, Structure and Staffing.*

Under the Public Service Ordinance, control of the Public Service is exercised by the Minister for Territories, who has power to make regulations establishing or abolishing departments, to create or abolish offices, to determine salaries, salary scales, allowances and other conditions of service, and to make appointments to the



Service. The Ordinance provides for the appointment by the Governor-General of a Public Service Commissioner, who is the departmental head of the Department of the Public Service Commissioner, and is responsible for exercising a critical oversight of the activities of departments and their methods of conducting business, and for devising means for effecting economies and promoting efficiency in management and working; for submitting reports and recommendations to the Minister on matters required to be dealt with by him; and for furnishing annually to the Minister a report on his activities as Commissioner and on the condition and efficiency of the Service.

The Service at present consists of four Divisions: the First, Second, Third and Auxiliary Divisions. Appointment to the Service is competitive and open to British subjects and Australian protected persons, including indigenous residents of the Territory. The educational qualification for entry to the Second Division is an Australian school leaving certificate or eligibility for matriculation at an Australian university. Residents of the Territory of Papua and New Guinea can qualify for adult matriculation with the University of Queensland.

Appointment to the Auxiliary Division, which was created as a training division in 1957 when there were few indigenous candidates educationally qualified for entry to the Service, is restricted to indigenous persons who are either British subjects or Australian protected persons.

The 1959-1960 and 1960-1961 reports described steps being taken to give indigenous people and others born in the Territory (including Asians and persons of mixed race) greater opportunities to enter the Service. Details of a number of in-training positions and complementary positions which had been provided were furnished. At the 30th June, 1962, there were eight permanent indigenous officers occupying positions in the Second Division of the Public Service and another four temporarily employed in the Second Division. Thirty-one permanent indigenous officers occupied positions in the Third Division and fourteen more were temporarily employed in that Division. The permanent appointment of the temporary employees in both the Second and Third Divisions is proceeding.

Proposals are now being considered for a full-scale reconstruction of the Service which will transform it into an essentially territorial service based on local conditions and rates of pay, staffed as fully as possible by indigenous officers and assisted by an auxiliary service staffed by expatriate officers.

During the year the staff of the Public Service increased from 5,225 (including 79 part-time employees) to 5,437 (including 73 part-time employees). Again a large proportion of the increase took place in the Department of Education.

Numbers of staff (classified according to the nature of their appointment) at 30th June, 1961, and 30th June, 1962, were as follows:—

	1961.	1962.
First, Second and Third Divisions—		
Permanent Officers—		
Expatriate .. .. .	2,486	2,757
Indigenous .. .. .	1	39
Asian .. .. .	1	1
Temporary Employees—		
Expatriate .. .. .	(c) 1,463	(d) 1,376
Indigenous .. .. .	26	18
Asian and Mixed Race .. .. .	263	226
Exempt Officers(a) .. .. .	173	160
Exempt Employees(a)(b) .. .. .	230	168
Auxiliary Division—		
Permanent .. .. .	520	598
Temporary .. .. .	62	94
Total .. .. .	(c) 5,225	5,437

(a) An exempt officer or an exempt employee is a person who is employed under conditions determined by the Minister instead of conditions prescribed in the Public Service Ordinance and Regulations. (b) This category consists of artisans, nurses, clerical officers and trainee teachers who are employed on a fixed-term contract basis. (c) 1960-61 report figures amended by inclusion of 79 part-time employees. (d) Includes 73 part-time employees.

#### Auxiliary Division.

Public qualifying examinations for entrance to the Auxiliary Division were held again during 1961 at Standard 9 for clerical and sub-professional categories and Standard 7 for higher technical positions and 110 appointments or engagements were made to the Division in the following categories, bringing its total strength to 692:—

Teacher .. .. .	51
Technical Assistant .. .. .	27
Clerical Assistant .. .. .	22

The number of appointments was lower than last year owing to the introduction of a scheme of studentships under which students leaving school on completion of Standard 9 or Junior Certificate may undertake essential basic training before being appointed to the Auxiliary Division or the Third Division. The Scheme is described later in this chapter.

Formalities for the permanent appointment of the 94 persons temporarily employed in the Division are proceeding.

An agreement, the provisions of which took effect from 17th January, 1962, was reached between the Public Service Association and the Administration in relation to a claim lodged with the Public Service Arbitrator concerning salaries and conditions of employment of members of the Auxiliary Division. The terms of the agreement were—

- (a) the cost-of-living allowance payable to adult male members of the Division to be increased from £15 per annum to £67 per annum with proportionate adjustments for female officers and juniors;

- (b) the incremental pattern within salary scales to be adjusted to provide for annual increments of £20 instead of £15 with a consequential reduction in the length of the scale;
- (c) the salary barrier formerly imposed within the salary scale to be waived;
- (d) a period of up to seven days' travelling time to be granted for the purpose of travelling to and from the administrative head-quarters of an officer's home sub-district when proceeding on recreation leave;
- (e) the Administration to review cases of hardship involving leave fares submitted by the Public Service Association; and
- (f) the Administration to review the salaries of persons performing work of a higher standard but ineligible for appointment to the Third Division because of lack of educational qualifications.

The new salary scales per annum are—

	Males.	Females.
	£	£
Assistant (Clerical) .. .. .	200-640	200-540
Assistant (Higher Technical) .. .. .	200-680	200-580
Assistant (Lower Technical) .. .. .	200-580	200-480
Assistant (Teaching) .. .. .	200-740	200-640

#### Administration Servants.

At the 30th June, 1962, 9,470 persons were employed as Administration servants under conditions prescribed in the *Administration Servants Ordinance 1958-1960* and Regulations. The review of the wages scale of Administration servants, referred to in the 1960-61 report, was carried out on 28th November, 1961, the Minister for Territories approved the adjustment of the urban wage scale for Administration servants employed in Rabaul, Lae and Port Moresby, to a new scale providing for higher wages in the higher occupations. The new scale has a minimum of £187 17s. per annum and a maximum of £405 12s. A similar adjustment related to the Madang Cash Wage Agreement (which was declared a common rule effective from 23rd November, 1961) was made on 11th January, 1962, in respect of Administration servants in the Madang area. The new Madang scale commences at a minimum of £143 per annum and in all other respects the conditions of service for Administration servants employed in the Madang area are aligned with those employed in the other three urban areas.

No changes have been made in the wage scale for Administration servants in non-urban areas.

#### Recruitment.

Permanent appointments to the Public Service during the year ended 30th June, 1962, totalled 636, including 124 cadets, 100 Auxiliary Division officers and a number of serving exempt officers, exempt employees and temporary employees who gained permanent status. The distribution of officers among departments was as follows:—

Department of the Administrator .. .. .	1	(1)
Department of the Public Service Commissioner .. .. .	3	(1)
Department of Public Health .. .. .	59	(8)
Department of Native Affairs .. .. .	52	(11)
Department of the Treasury .. .. .	18	(4)
Department of Law .. .. .	6	(1)
Department of Education .. .. .	206	(55)
Department of Agriculture, Stock and Fisheries .. .. .	41	(13)
Department of Trade and Industry .. .. .	3	(1)
Department of Lands, Surveys and Mines .. .. .	6	(—)
Department of Public Works .. .. .	13	(4)
Department of Labour .. .. .	4	(—)
Department of Forests .. .. .	25	(—)
Department of Posts and Telegraphs .. .. .	2	(—)
Department of Information and Extension Services .. .. .	4	(—)
Department of Police .. .. .	14	(—)
Unattached .. .. .	79*	(1)
	536	(100)

\* Includes clerks and typists. (Figures in brackets indicate Auxiliary Division appointments.)

The 124 cadetships were distributed as follows:—

<i>Department of Public Health:</i>	
Cadet Medical Officer .. .. .	9
<i>Department of Native Affairs:</i>	
Cadet Patrol Officer .. .. .	44
<i>Department of Trade and Industry:</i>	
Co-operative Officer-in-training .. .. .	2
<i>Department of Agriculture, Stock and Fisheries:</i>	
Cadet Agricultural Officer .. .. .	4
Cadet Veterinary Officer .. .. .	2
<i>Department of Education:</i>	
Cadet Education Officer .. .. .	58
<i>Department of Forests:</i>	
Cadet Forest Officer .. .. .	3
<i>Department of Lands, Surveys and Mines:</i>	
Cadet Valuer .. .. .	1
<i>Department of Public Works:</i>	
Cadet Engineer .. .. .	1

Trainee teachers recruited in Australia are engaged as exempt employees for the period of their training. On successful completion of their training, they are offered permanent or exempt appointment to the Service. Of the 206 permanent appointments made in the Department of Education during the year ended 30th June, 1962, 104 were of students who had successfully completed their teacher training course. These persons were permanently appointed as Teacher Grade 1.

The Committee which was established to advise on the recruitment of Papuans and New Guineans to the Public Service continued to function during the year.

### *Organization and Classification.*

The following changes have been introduced in the upper structure of the Administration:—

- (a) re-designation of the position of Assistant Administrator as Assistant Administrator (Services);
- (b) creation of a new position of Assistant Administrator (Economic Affairs), First Division, Department of the Administrator;
- (c) re-allocation of responsibility for the several departments (excluding the Department of the Public Service Commissioner) between the Administrator and the two Assistant Administrators;
- (d) constitution of a Central Policy and Planning Committee (consisting of the Administrator as Chairman, the two Assistant Administrators and the Treasurer) to
  - (i) ensure consistency in the overall application of policy in all the departments of the Administration;
  - (ii) bring under notice all phases of the administrative effort and of the situation in the Territory before recommendations on policy are made to the Minister; and
  - (iii) ensure that forward planning is realistic and comprehensive.

Consequent upon these changes the Department of the Administrator has been re-organized and a position of Secretary (the occupant of which is head of the department) has been created. Other changes involving a re-arrangement of functions within the department are reflected in the organization chart in Appendix II.

A new Department of Information and Extension Services was formed, the staff of the former Division of Extension Services of the Department of the Administrator were transferred to it and additional positions were created.

Seventy new positions were created in the Department of Agriculture, Stock and Fisheries and the Department of Forests was completely re-organized.

To meet the requirements of the accelerated education programme, a large number of new positions (including many in the Third and Auxiliary Divisions) were created in the Department of Education. The establishment of the Division of Teacher Training was considerably delayed and proposals for a complete re-organization of the Department are now being examined.

In view of the expansion of business in the Public Solicitor's Branch of the Department of Law new positions (including two of Deputy Public Solicitor, one of which is located at Rabaul) were created and a number of existing positions re-classified.

The organization of the Department of Labour was further strengthened with the creation of positions of Chief of Division (Industrial Relations) and Chief of Division (Industrial Services) and a number of other new positions.

In the Department of the Public Service Commissioner a Recruitment Section was created, mainly to deal with recruitment of local personnel, including Papuans and New Guineans, and the Psychological Services Section was strengthened.

A position of Principal (Training College) was created in the Department of Posts and Telegraphs to take charge of the departmental Training College.

All positions which were earlier located in the Department of Customs and Marine and in the Co-operative Branch of the Department of Native Affairs have been transferred to the Department of Trade and Industry and an establishment was provided in the department for a Nautical Training Depot located near Port Moresby. A Division of Business Training and Management is being set up within the department to foster indigenous participation in economic enterprises.

All Assistant Medical Practitioner classifications were placed in the Second Division at higher salary levels in September, 1961. The salary scale for Assistant Medical Practitioner, Grade I, has been increased from £747-£966 per annum to £968-£1,518 per annum and for Grade 2 from £977-£1,308 per annum to £1,518-£1,628 per annum and the designation of the positions changed to Assistant Medical Officer. A higher grade-Assistant Medical Officer, Grade 3—with a salary range of £1,628-£1,848 per annum has been introduced. Minimum qualifications for entry to these positions are the Junior Certificate and completion of the course of training for assistant medical officers.

All District Commissioner positions were reclassified, as were also a number of offices in various departments in order to bring them into line with the classifications of similar positions in Australia.

### *Methods.*

Methods reviews begun during the previous year in the Department of Education and the Department of the Treasury were completed. A review of the organization and methods of the Department of Posts and Telegraphs, which was carried out by Officers of the Commonwealth Postmaster-General's Department at the request of the Administration, has resulted in operational economies and the introduction of improved methods.

### *Training.*

The Training Section of the Department of the Public Service Commissioner provides in-service training and assistance to students resident in the Territory who are seeking to improve their academic qualifications through courses of study leading to matriculation and to university degrees and diplomas.

Formal education, including adult education, is undertaken by the Department of Education and the programme enables Administration servants and Auxiliary Division officers to pursue courses of study by attending after-work classes or undertake correspondence courses. These courses are designed to qualify students for entry to the Public Service and advancement through the various divisions.

*In-Service Training.*—Induction courses, giving detailed information on service conditions and on various aspects of living in relation to particular centres in the Territory, are conducted for new appointees on their arrival in the Territory after attendance of an orientation course at the Australian School of Pacific Administration. One hundred and thirty officers attended courses of this type throughout the year. In addition a four weeks' induction course held in conjunction with the Department of Education, and covering material closely related to their work and interests as well as some teaching practice, was attended by 45 education officers. Forty-three education officers also attended a special induction course lasting one week.

Two orientation courses were held to provide for 42 officers who came direct to the Territory without first attending the Australian School of Pacific Administration, and two special orientation courses were conducted for 26 Agricultural Officers in conjunction with the Department of Agriculture, Stock and Fisheries.

Two regional training officers have been appointed in the Department of the Public Service Commissioner to be responsible for central training in the New Guinea mainland and New Guinea islands areas. Regional training centres are to be established at Lae and Rabaul and meanwhile these officers will operate from Port Moresby.

*Public Service Institute.*—Located at Port Moresby with its own offices, lecture rooms, theatre and library, the Institute, through its staff of lecturers and training officers, gives tutorial and correspondence assistance to officers stationed throughout the Territory. There was a further increase in the enrolments at the Institute and students undertaking university and matriculation courses during the year totalled 236.

*Scholarships and Free Places.*—Eight officers were awarded scholarships during the year under the Territory Free Place Scheme—six for part-time study towards a Diploma of Public Administration or Commerce, or a degree in the Faculty of Arts, Commerce or Law and two for full-time study for completion of a degree course in one of the above faculties.

*Studentships.*—A scheme of studentships, under which persons leaving school with Standard 9 or Junior Certificate who are candidates for the Public Service but who do not already hold appropriate qualifications acquired through some form of vocational training will be required to undertake essential basic training before appointment to positions in the Auxiliary Division or Third Division, was introduced in January, 1962.

During the period of studentship which may vary in length from three months to six years and provides for training both in institutions and on the job, an allowance is paid which is increased after two years and again after four years of study.

The scheme is intended to overcome the anomalies that existed in the conditions under which trainees undertook their training in different departments. It also provides a better opportunity for students, if they wish, to re-adjust their choice of vocation, and enables trainees to be better assessed and better placed on appointment to the Service.

Eighty-nine New Guineans have been selected for studentships.

*Public Service Secondary Education Scholarships.*—The opportunities for educational training for Auxiliary Division officers have been extended by the granting of scholarships for full-time secondary school studies to enable serving officers to gain the educational qualifications required for entry into the Third Division. Twelve New Guinean officers hold secondary scholarships at present.

It has been recognized that the progress of Auxiliary Division officers to the Junior Certificate by correspondence and part-time class tuition has been slow and this scholarship scheme was introduced to give them added encouragement in their studies and thus accelerate their advancement.

The conditions of the scholarships are that the officers are granted leave without pay for one or two years to complete the Junior Certificate during which time they are paid an allowance to cover their cost of board and lodging at the school, out-of-pocket expenses and in the case of married officers the subsistence of their families.

Twenty one-year scholarships (including twelve to New Guinea) were granted this year, and the holders are studying the basic subjects of English, Mathematics A, History, Geography, and in some cases Agricultural Science, in a special class at the Sogeri High School.

*Policy Workshops.*—Three series of Policy Workshops were conducted—

- (i) "Communication with the People", at Port Moresby, Lae and Rabaul;
- (ii) "Economic Development", at Port Moresby, Wewak and Kainantu; and
- (iii) "Organization and Planning", at Port Moresby, Mount Hagen and Rabaul.

Six officers of the Department of Territories, four from Administration head-quarters and 76 other members of the Administration took part.

*Australian School of Pacific Administration.*—The function of the school is to provide courses for the education of officers and prospective officers of the Territory of Papua and New Guinea as well as the following selected personnel:—

- (i) persons nominated by Christian missions operating in the Territory, with a view to their receiving education for the purpose of the mission;

- (ii) indigenous people whose standard of education fits them for higher training; and
- (iii) persons whose admission to the school, in the opinion of the Minister for Territories, would be of benefit to the Territory.

The courses of study at the school include a general orientation course for new entrants to the Public Service of Papua and New Guinea; an orientation course for education officers; and courses for cadet patrol officers, patrol officers, cadet education officers and senior officers.

The overall training course for cadet patrol officers which covers three years culminates in the Certificate of the Australian School of Pacific Administration. The course consists of—

- (i) four weeks' orientation course at the School;
- (ii) three weeks' induction training by the Public Service Institute and Department of Native Affairs at Port Moresby;
- (iii) correspondence tuition from the School during the first period of 21 months' field service followed by an examination in the field; and
- (iv) following successful completion of (iii) above, a patrol officer's certificate course of one academic year at the School.

On completion of a thesis to the satisfaction of the Principal, the holder of a certificate is awarded the Diploma of the Australian School of Pacific Administration. Unless he has already completed four years' field service with the Department of Native Affairs, a candidate for the Diploma must have held a certificate for at least two years before submitting a thesis.

The course for cadet education officers is a two-year post leaving certificate course given by the School under the supervision of the New South Wales Department of Education. The entry qualification was changed from matriculation to leaving certificate from the beginning of the 1961 academic year. It includes two-year courses in anthropology, geography and land use, and education in underdeveloped areas, and one-year courses in history and government. In addition, cadets undertake studies over two years which are equivalent to those for New South Wales teacher-trainees, but are designed to provide the specialized emphasis required by teachers in Papua and New Guinea. Upon successful completion of the course cadets have attained the academic requirements for a Teachers' Certificate.

Each year a seminar discussion course of four weeks' duration on a problem related to the development of the Territory is conducted for selected senior officers. This year the subject of the course (Course No. 6) was community development.

All new appointees to the Public Service of Papua and New Guinea are required to attend an orientation course of two weeks' duration at the School before their departure for the Territory. This course is designed to introduce them to Papua and New Guinea—its people, its problems

and the aims of the policy of the Administration. The subjects covered by the courses are anthropology, geography and land use, government and history.

The following table shows the number of courses conducted by the Australian School of Pacific Administration during the 1961 and 1962 academic years and the number of students enrolled for each course:—

Course.	1961.		1962.	
	Number of Courses.	Number of Students.	Number of Courses.	Number of Students.
Cadet Patrol Officers' Orientation Course .. .. .	2	47	2	62
Education Officers' Orientation Course .. .. .	1	42	1	43
General Orientation Course .. (including officers of the Army and Navy) ..	6	97	4	48
(and nominees of Christian Mission) .. .. .	..	(1)	..	(3)
Patrol Officers' Certificate Course .. .. .	..	(2)	..	(13)
Patrol Officers' Correspondence Course .. .. .	1	28	1	27
Patrol Officers' Correspondence Course .. .. .	1	122	1	168
Cadet Education Officers' Course—				
First Year .. .. .	1	65	1	(a) 56
(including free places for mission students) ..	..	(3)	..	(2)
Second Year .. .. .	1	49	1	51
(including free place for mission student) ..	..	..	..	(1)
Graduates .. .. .	1	4	1	3
Senior Officers' Course ..	1	17	1	17
	15	471	13	475

(a) Eleven first year cadets did not progress to second year.

## CHAPTER 5.

### SUFFRAGE.

#### *Legislative Council.*

The qualifications of enrolled and unenrolled voters and candidates, registration of voters, keeping of rolls, election procedures, petitions and civil proceedings, and offences relating to elections are governed by the provisions of the *Legislative Council Ordinance 1951-1960* and the Regulations made thereunder.

Under the provisions for enrolled electors, every person living in the Territory, except indigenous people, or aliens as defined in the *Nationality and Citizenship Act 1948-1960*, who is not under the age of 21 years and who has lived continuously in the Territory for at least twelve months immediately preceding the date of his application for enrolment, is entitled to enrolment as an elector and to vote, provided that he has not been convicted and is not under sentence or subject to be sentenced for an offence punishable by imprisonment for one year or longer and that he is not of unsound mind. Enrolment and voting are not compulsory.

Qualifications of candidates for election by enrolled electors and the provisions relating to elections by unenrolled electors are set out in Chapter 2 of this Part.

At the last Legislative Council election which was held on 18th March, 1961, elections by enrolled electors took place in only the New Britain, New Guinea Islands and Western Papua electorates, candidates in the other three electorates being returned unopposed. The electors enrolled in the New Britain Electorate totalled 1,618 of whom 955 voted, in the New Guinea Islands Electorate 422 were enrolled and 343 voted, and in the Western Papua Electorate 1,951 were enrolled and 936 voted.

The number of voting representatives from native local government councils and electoral groups and the number of candidates for election by unenrolled electors in each electorate were—

	Voting Representatives.		Candidates for Election.
	Native Local Government Council.	Electoral Group.	
New Britain .. .. .	49	9	12
New Guinea Islands .. .. .	30	21	25
New Guinea Coastal .. .. .	41	22	7
Highlands .. .. .	28	45	40
Western Papua .. .. .	31	24	13
Eastern Papua .. .. .	41	64	11
Total .. .. .	220	185	108

#### *Native Local Government Councils.*

The Native Local Government Councils Ordinance provides for the constitution of councils, and the regulations made thereunder prescribe the electoral procedure and the qualifications for the franchise, which is confined to indigenous persons.

All persons over the age of seventeen, resident within the area over which a council is to have jurisdiction, are eligible to vote at the initial elections following the establishment of the council.

At subsequent elections any male person over the age of seventeen who has paid, is liable to pay, or has been exempted from payment of council tax for the financial year in which the elections are held, is eligible to vote. Registration of voters is effected by means of a register of taxpayers, which is maintained by each council.

Any woman above the age of seventeen resident in a council area may become eligible to vote by applying to have her name inserted in the Register of Taxpayers of the Council.

A council consists wholly of indigenous persons.

Any person over the age of seventeen, who resides in an area over which a council has jurisdiction, is eligible for election as a member of that council.

Voting is not compulsory and is by either open or secret ballot. In practice a semi-secret ballot on a preferential basis is usually conducted by officers of the Department of Native Affairs, as most communities still lack sufficient experience to conduct wholly secret ballots.

No political parties have yet evolved, but competition between individual candidates is keen, particularly in the unofficial primaries which many village groups hold before election day. Discussion with groups and individuals on the bases of past record, future plans, kinship and locality ties and suchlike is the method usually adopted by candidates in seeking support.

For some weeks before an election, an officer of the Department of Native Affairs visits all villages in the area, explaining the method of nomination and the system of voting, and encouraging the electors to exercise their rights. Visits at other times are made the occasion of talks and discussions directed towards political advancement.

The following table shows the number of eligible electors and those who exercised the franchise at the most recent elections:—

Council.	Number Entitled to Vote.		Number Voting.	
	Male.	Female.	Male.	Female.
Agarabi .. .. .	1,756	1,824	1,756	1,823
Ambenob .. .. .	2,771	2,478	2,156	1,689
Bafuan .. .. .	1,625	1,596	1,386	1,403
Bena .. .. .	3,074	2,974	2,736	2,653
Biwat .. .. .	1,808	495	1,489	458
Bola .. .. .	720	685	489	426
Buka .. .. .	1,149	1,109	1,111	1,065
Bukaua .. .. .	488	601	451	582
But-Boiken .. .. .	1,104	342	756	245
Chuave .. .. .	3,041	2,777	2,299	2,067
Finschhafen .. .. .	1,788	2,336	1,528	1,471
Hagen .. .. .	2,138	2,328	1,727	1,754
Koronigil .. .. .	2,508	2,453	2,317	2,251
Kui .. .. .	3,027	3,331	2,738	2,493
Lavongai .. .. .	1,873	1,451	1,436	1,254
Lei-Wompa .. .. .	1,023	1,167	890	990
Lowa .. .. .	2,549	2,575	2,206	1,956
Maprik .. .. .	2,749	1,443	2,555	1,334
Markham .. .. .	1,715	1,981	1,715	1,981
Minj .. .. .	3,036	2,840	2,802	2,605
Ngangamp .. .. .	3,022	3,141	2,706	2,685
Pindiu .. .. .	2,663	3,716	2,430	3,183
Rabaul .. .. .	1,968	1,778	1,201	874
Reimber-Livuan .. .. .	2,210	1,922	1,584	1,419
Siau .. .. .	1,354	1,281	931	972
Siwai .. .. .	929	1,012	905	985
Sungilbar .. .. .	1,462	1,432	1,363	1,244
Takia .. .. .	1,571	1,379	1,102	1,229
Tikana .. .. .	1,631	1,352	1,216	998
Teop-Tinputz .. .. .	754	234	634	231
Vunadadir-Toma-Nanga .. .. .	2,294	2,224	1,263	1,266
Nanga .. .. .	2,317	1,959	1,325	1,217
Vunamami .. .. .	2,495	2,680	1,869	1,651
Waiye .. .. .	1,429	1,259	1,033	1,123
Waskia .. .. .	1,648	1,374	1,410	1,050
Wewak .. .. .	3,005	3,277	2,807	3,047
Yangoru .. .. .	2,114	1,901	1,922	1,752
Yawar .. .. .				
Totals .. .. .	72,808	68,707	60,244	55,426

## CHAPTER 6.

### POLITICAL ORGANIZATIONS.

The only political organization in the Territory is the United Progress Party, the basic policy of which was outlined in the Report for 1960-61. Although the party received some support during the Legislative Council elections in March, 1961, it has not remained an active body.

## CHAPTER 7.

### THE JUDICIARY.

#### *Types of Courts.*

The courts which exercise jurisdiction within the Territory are—

- (1) The Supreme Court of the Territory of Papua and New Guinea;
- (2) District Courts;
- (3) Courts for Native Affairs; and
- (4) Warden's Courts.

The Supreme Court is the highest judicial authority in the Territory. It has unlimited criminal and civil jurisdiction.

District courts have criminal jurisdiction over the less serious offences which are punishable on summary conviction, but have no jurisdiction to try treason crimes, misdemeanours and other indictable offences. They also exercise a limited civil jurisdiction.

The jurisdiction of the courts for native affairs covers offences by indigenous inhabitants against the Native Administration Regulations, and civil actions of any kind other than matters relating to the ownership of land or water if all parties are indigenous persons.

Legislation at present under consideration, which is aimed at replacing the district courts and courts for native affairs by a system of courts differing in their jurisdiction not on grounds of race, but because of the importance of the action or the amount involved, is discussed in Chapter 1 of this Part.

The Administrator has power to establish in respect of each goldfield or mineral field warden's courts with jurisdiction over civil cases respecting mining or mining lands held under the Mining Ordinance, and offences against the mining laws of the Territory.

In addition, there are the Commissioner of Titles appointed under the *New Guinea Land Titles Restoration Ordinance 1951-1955* and the Native Land Commission set up under the *Native Land Registration Ordinances 1952*. The function of the Native Land Commission is to inquire into and determine what land in the Territory is the rightful and hereditary property of persons or communities by customary right, and the persons or communities by whom, and the shares in which, that land is owned.

Legislation to amalgamate the office of Commissioner of Titles with the Native Lands Commission is before the legislature.

The Child Welfare Ordinance, which provides for children's courts and applies to all children up to sixteen years of age, irrespective of race, came into force on 13th April, 1962, and action is being taken to constitute such courts in accordance with Section 32 of the ordinance, which provides that they shall consist of a magistrate, a clerk and such other persons (including at least one woman in the case of each court) as the Administrator thinks fit to appoint. Meanwhile courts of summary jurisdiction may exercise the jurisdiction of a children's court in an area where no children's court has been established and in so doing must follow the provisions of the ordinance. Children's courts have jurisdiction in respect of all offences by children which would otherwise come within the jurisdiction of a court of summary jurisdiction and overall applications and complaints under the ordinance. They also have power to declare offenders to be incorrigible or uncontrollable children and to commit them to special institutions established under the ordinance.

#### *Appeals.*

Appeals lie from the decisions of the courts of inferior jurisdiction and the Commissioner of Titles to the Supreme Court of the Territory of Papua and New Guinea. Appeals from the Native Land Commission lie to a Native Land Appeal Court, constituted by a judge of the Supreme Court. The High Court of Australia has jurisdiction, subject to prescribed conditions, to hear and determine appeals from judgments, decrees, orders and sentences of the Supreme Court, and appeals on a question of law from a Native Land Appeal Court.

#### *Official Language.*

English is the official language of the courts. Where indigenous inhabitants are involved, however, evidence, &c., may be given in a local language, in which case it is translated into English for the court. Court interpreters are employed as necessary to assist the presiding judge or magistrate. While no statutory qualifications are prescribed, in practice considerable experience, a good educational background and competence in the relevant languages are sought in interpreters.

#### *Constitution of the Courts.*

The Supreme Court of the Territory of Papua and New Guinea is constituted under Part VI. of the Papua and New Guinea Act and consists of a Chief Justice and such other judges as the Governor-General of the Commonwealth of Australia appoints. Three judges have been appointed in addition to the Chief Justice. A judge may be removed from office by the Governor-General on the ground of proved misbehaviour or incapacity only. Retiring age is 65 years. The jurisdiction of the Supreme Court may be exercised by a judge or judges sitting in chambers. The seat of the Supreme Court is at Port Moresby, but the judges move on circuit throughout the Territory as need arises.

The *District Courts Ordinance* 1924-1961 provides that the Administrator may establish or abolish district courts and may appoint places for holding courts within districts. A district court may be constituted by a stipendiary magistrate, by a district officer (as defined in the *Ordinances Interpretation Ordinance* 1949-1960) or by two or more justices. Five stipendiary magistrates have been appointed by the Governor-General, four of whom preside at Lae, Rabaul, Goroka and Madang, while the fifth moves throughout the Territory as required. Every district officer is, *ex officio*, a justice of and for the Territory and the Administrator may appoint any person to be a justice although he is not resident in the Territory.

District officers are *ex officio* members of courts for native affairs which are established under the *Native Administration Ordinance* 1921-1951 and which consist of one or more members. The Administrator may appoint any person to be a member of a court for native affairs and may terminate any such appointment.

No action has been taken to recognize the jurisdiction of indigenous tribunals, as it is the policy of the Administering Authority to encourage the people to turn to the existing statutory judicial system which provides for them the highest measure of justice.

Proposals based on recommendations made by Professor D. P. Derham, Professor of Jurisprudence at the University of Melbourne, and directed to bringing about the early participation of the indigenous people in the administration of justice are reported on in Chapter 1 of this Part.

Warden's courts are conducted by a warden appointed under the *Mining Ordinance* 1928-1959. Any officer of the Public Service may be appointed a warden.

#### *Judicial Appointments.*

To be eligible for appointment as a judge of the Supreme Court a person must be a barrister or solicitor of the High Court of Australia or the Supreme Court of a State or Territory of the Commonwealth of not less than five years' standing. The *Legal Practitioners Ordinance* 1954-1961 provides that any person who is entitled to practise in the High Court of Australia or in the Supreme Court of any State or Territory of the Commonwealth shall be deemed to be qualified for admission as a barrister and solicitor of the Supreme Court of the Territory.

#### *Fees.*

Court fees are on a moderate scale and in general are related to the amount at issue in the particular case. No fees are payable in criminal cases or in courts for native affairs.

#### *Legal Aid.*

Under the *Poor Persons' Legal Assistance Ordinance* 1951 any person without adequate means to provide legal assistance for himself may, with the concurrence of the judge, be granted such assistance if on trial for an indictable offence.

Through the office of the Public Solicitor, every indigenous person appearing before the Supreme Court on a criminal matter is defended by a qualified legal practitioner and many appeals and civil actions are conducted for the indigenous people by this office.

#### *Methods of Trial.*

The normal British and Australian procedure governing the methods of trial and ascertainment of facts is followed by the Courts of the Territory.

The *Jury (New Guinea) Ordinance* 1951-1952 provides for any person of European descent charged with a capital offence to be tried before a jury of four persons. All other issues, both civil and criminal, are tried without a jury. It is considered that, in the present state of development of the indigenous people, a judge sitting alone with the responsibilities of judge and jury, and having a wide experience with regard to judicial practice involving the indigenous community, affords the best assurance of substantial justice for an indigenous person on trial.

A male resident of the Territory of New Guinea who is of European descent, has reached the age of 30 years, and is a natural-born or naturalized British subject, is qualified to serve on a jury. Persons who have been convicted of an offence which is punishable by twelve months' imprisonment are not so qualified. Clergy in holy orders, missionaries and public servants are exempt from jury service.

#### *Equality of Treatment Before the Law.*

One of the basic principles of English law is equal treatment for all in the courts, irrespective of race or nationality, and this principle is always observed throughout the Territory. The indigenous inhabitants have the right of free recourse to the courts and are guided in such matters by officers of the Department of Native Affairs and by the Public Solicitor, whom they may approach on any matter.

#### *Penalties.*

The penalties which may be imposed by the courts are stated in the ordinances and regulations under which the charges are laid. The penalties so specified are the same for all sections of the population, but in imposing a penalty in any particular case the courts take into account the background of the offender and the circumstances in which the offence was committed. It has been recognized nevertheless, that, having regard to the structure of their society, it would not be appropriate in many cases to subject the indigenous people to the full rigour of the criminal law, and a special code, entitled the *Native Administration Regulations*, which provides alternative offences, a very simple court procedure and a lower level of penalties has been in operation since 1924. Changes contemplated in regard to these regulations are discussed in Chapter 1.



Capital punishment by hanging is the extreme penalty irrespective of race, class, creed or person, where a person has been convicted of wilful murder, treason or certain kinds of piracy. Power of clemency is vested in the Governor-General. In practice no execution may be carried out until all the circumstances of the case, including information as to the stage of advancement of the condemned, have been reported to the Minister for Territories and the exercise of the prerogative of mercy has been considered by the Administering Authority. During the period under review, no death sentences were carried out. In 22 cases death sentences were commuted to terms of imprisonment.

The only offences for which corporal punishment may be imposed in the case of adults are those indictable offences for which such punishment is specifically authorized by the Criminal Code, viz., sexual offences against females, certain crimes of particular violence, and prison offences. The power to impose corporal punishment for these offences belongs to the Supreme Court; it is rarely exercised and has not been exercised at all in recent years. Corporal punishment may not be imposed on a female.

In cases of certain offences by male juveniles, Courts for Native Affairs may order offenders to be chastised with a light cane or strap. This form of correction is imposed privately and under strict supervision and is used only where no other form of punishment is considered appropriate.

Children's courts are not empowered to impose corporal punishment, but where offenders are under the age of 14 years, the court may, without proceeding to a formal conviction and punishment, dismiss a charge upon being satisfied that suitable chastisement has been inflicted on the child by its guardian.

The Native Administration Regulations provide that, if the Administrator is satisfied that the continued residence of an indigenous inhabitant is detrimental to the peace and good order of any place, he may order his removal and may order him to remain in any specified area.

A person not born in the Territory who has been convicted of a criminal offence punishable by imprisonment for one year or longer, or whose presence in the Territory is likely to be prejudicial to the peace, order and good government of the Territory, or to the well-being of the indigenous inhabitants, may be deported under the *Expulsion of Undesirables Ordinance 1950*. Deportation as a penalty, however, may not be imposed by judicial process.

Under the *Removal of Prisoners (Territories) Act 1923-1957* of the Commonwealth of Australia, European prisoners may be removed from the Territory to serve their sentences in a prison in Australia and a policy has been established whereby prisoners serving a sentence of more than six months are dealt with in this way. In no circumstances may an indigenous inhabitant who is a prisoner be sent outside the Territory to serve his sentence.

Juvenile offenders, who are a relatively small class and are mostly convicted of petty theft or house-breaking, are given separate opportunities for corrective instruction and general improvement.

All penalties in the criminal law of the Territory are quoted as maximum and any lesser penalty may be imposed by the court (except where the penalty is death, when it may be reduced only by the Governor-General). Thus in place of a life sentence a court may impose one of a term of years, and instead of a sentence for a term of years it may impose a fine.

#### *Conditional Release.*

A person convicted of any offence not punishable with death, instead of being sentenced to any punishment to which he is liable, may be released upon his own recognizance, with or without sureties in such amount as the court directs, that he shall be of good behaviour for a time fixed by the court, or come up for sentence when called upon.

## CHAPTER 8.

### LEGAL SYSTEM.

#### *General.*

The main source of the law of the Territory is the *Papua and New Guinea Act 1949-1960* of the Commonwealth of Australia. Article 4 of the Trusteeship Agreement for the Territory confers on the Administering Authority the same powers of legislation in and over the Territory as if it were an integral part of Australia, and entitles the Administering Authority to apply to the Territory, subject to such modification as it deems desirable, such laws of the Commonwealth of Australia as it deems appropriate to the needs and circumstances of the Territory. The *Papua and New Guinea Act* authorizes the making of laws for the Territory by a Legislative Council.

Under the *Papua and New Guinea Act*, which adopted the Trusteeship Agreement for the Territory, all laws in force in the Territory immediately before the date of commencement of the Act, i.e., 1st July, 1949, were continued in force, subject, however, to their subsequent amendment or repeal by ordinances made by the Legislative Council in pursuance of section 48 of the Act. The laws so continued in force comprised:—

- (a) Ordinances made under the *New Guinea Act 1920-1935*;
- (b) Ordinances made under the *Papua-New Guinea Provisional Administration Act 1945-1946*.

One of these Ordinances, the *Laws Repeal and Adopting Ordinance 1921-1952*, adopts as laws of the Territory to the extent that they are applicable to the circumstances of the Territory and not inconsistent with any other law of the Territory:—

- (a) certain Acts of the Parliament of the Commonwealth of Australia;
- (b) certain Acts and Statutes of the State of Queensland;

- (c) such of the Acts, Statutes and laws of England as were in force in the State of Queensland on 9th May, 1921;
- (d) certain ordinances of the Territory of Papua;
- (e) the principles and rules of common law and equity that were in force in England on 9th May, 1921.

In addition to laws which derive their force from the above sources, certain laws are valid in the Territory of their own force:—

- (a) certain Imperial legislation, e.g. the *Fugitive Offenders Act 1881*;
- (b) certain legislation of the Commonwealth of Australia, e.g., the *Air Navigation Act 1920-1950*.

In general, the legal system—whether civil, criminal or administrative—adheres both in principle and practice to that pertaining in England and the Australian States.

#### *Native Law and Custom.*

The *Laws Repeal and Adopting Ordinance 1921-1952* provides that the tribal institutions, customs and usages of the indigenous inhabitants of the Territory shall not be affected by that Ordinance, and shall, subject to the provisions of the ordinances of the Territory from time to time in force, be permitted to continue in existence insofar as the same are not repugnant to the general principles of humanity.

The Native Administration Regulations provide for Courts for Native Affairs to take judicial notice of all indigenous customs and give effect to them, save insofar as they are contrary to the principles of humanity or conflict with any law or ordinance in force in the Territory; and for all district officers and patrol officers to make themselves acquainted by all means in their power with the indigenous customs of their district, and to reduce such customs to writing and keep a copy of them in the district office.

No attempt has been made to codify such information, but there is a qualified anthropologist on the staff of the Department of Native Affairs who investigates and advises on indigenous customs and usages. All field officers of the Department of Native Affairs take courses of special training in anthropology with special reference to New Guinea.

## PART VI.—ECONOMIC ADVANCEMENT.

### Section 1—Finance of the Territory.

#### CHAPTER 1.

##### PUBLIC FINANCE.

As mentioned in Part III. of this report, the Trust Territory of New Guinea and the Territory of Papua are governed in an administrative union as the Territory of Papua and New Guinea. Legislation relating to public finance applies equally to both Territories. The basic

Reference to future action relating to the recognition of indigenous custom is made in Chapter I. in connexion with the changes contemplated in the judicial system as a result of the Derham Report.

## CHAPTER 9.

### CONCLUSIONS.

Progress has been made under the plan for the removal of restrictions under the *Restricted Areas Ordinance 1950*. At 30th June, 1962, restrictions on entry had been removed from 88,892 square miles as compared with 84,944 square miles at 30th June, 1961.

A significant development during the year was the appointment of a Select Committee of the Legislative Council to review and report on the implementation of the Government's declared policies for the political development of the Territory of Papua and New Guinea.

There were further advances in the field of local government, eleven new councils being proclaimed, including the first councils to be established in the Western Highlands District. Three councils extended their areas and at 30th June, 1962, there was a network of 38 councils spread over the nine administrative districts and comprising in all 1,164 elected members, representing a total population of 357,600. Proposals are being considered for developing the Council system further by extending its scope to cover all races and by progressively investing councils with additional functions as they become capable of assuming greater responsibility.

Thought is also being given to the re-constitution of district advisory councils to provide for a majority of the membership to be indigenous and to include representatives of native local government councils and town advisory councils.

The total strength of the Auxiliary Division of the Public Service increased from 582 to 692 and 39 indigenous officers and one Asian born in the Territory have been appointed to the Third Division, while at 30th June, 1962, an additional eighteen officers were temporarily employed in that division pending their permanent appointment.

Progress was made in implementing proposals, based on the recommendations of Professor D. P. Derham, which are directed at bringing about the early participation of the indigenous people in the administration of justice.

legislation governing the budget of the Territory of Papua and New Guinea is the *Papua and New Guinea Act 1949-1960* of the Commonwealth of Australia. The Act provides that:—

- (i) the revenues of the Territory shall be available for defraying the expenditure of the Territory;
- (ii) the receipt, expenditure and control of revenues and moneys of the Territory shall be regulated as provided by ordinance;

- (iii) no revenue or moneys of the Territory shall be issued or expended except under appropriation made by law and except by warrant under the hand of the Administrator;
- (iv) the accounts of the Territory shall be subject to inspection and audit by the Auditor-General of the Administering Authority; and
- (v) there shall be expended in each year, upon the administration, welfare and development of the Territory of New Guinea, an amount which is not less than the total amount of public revenue raised in that year in respect of the Territory of New Guinea.

Supporting legislation is provided in the *Treasury Ordinance 1951-1960* which governs procedures for the receipt, expenditure and control of revenue and moneys of the Territory. Moneys are expended only under authority of an appropriation ordinance passed by the Legislative Council.

In conformity with statutory requirements the Treasurer annually prepares estimates of revenue and expenditure before the commencement of the financial year to which they relate. The estimates are presented by the Treasurer to the Administrator, who sends a copy to the Minister for Territories for consideration and determination by the Commonwealth Government of the amount of the grant that will be made available to the Territory. When the estimates of revenue are thus fixed the details of expenditure are then presented to the Legislative Council in the form of an appropriation bill. This bill is debated by the Legislative Council and if approved is passed as an appropriation ordinance. Before the ordinance can become operative it must be assented to by the Administrator, but, although expenditure may then be incurred within the limits of the appropriation, the Governor-General of the Commonwealth of Australia is empowered to disallow the ordinance within six months of assent thereto should he consider such a course of action to be warranted.

The revenues of the Territory of Papua and New Guinea are supplemented by a direct, interest-free and non-repayable grant from the Commonwealth of Australia. The grant for 1961-62 was £17,293,398, and of this amount £10,114,366 was allocated to the Territory of New Guinea.

The revenues and expenditures of each Territory are recorded separately and costs common to both are apportioned to each on an appropriate basis.

The revenues raised within the Trust Territory of New Guinea are derived chiefly from import tariffs and direct taxation and in 1961-62 amounted to £4,193,526. A comparison is made in Appendix IV. of the various heads of revenue and expenditure for the Territory of New Guinea for the last five years. For each year expenditure by the Administration on the government, welfare and development of the Territory has substantially exceeded the public revenue raised within the Territory.

Revenues and expenditure from and on behalf of indigenous inhabitants are not recorded separately. The balance, however is heavily weighted on the side of expenditure incurred for the benefit of indigenous inhabitants, as will be seen from the details furnished in Appendix IV. and the references made in this report to the social, medical, education, agricultural and other services provided throughout the Territory.

The Published Estimates of Receipts and Expenditure of the Commonwealth of Australia specifically record the following items of financial assistance to the Territory of Papua and New Guinea for the last three years:—

Item.	1959-60.	1960-61.	1961-62.
	£	£	£
Grant towards expenses, including Native Welfare and Development ..	12,808,282	14,796,648	17,293,398
Australian School of Pacific Administration ..	41,380	54,196	66,657
New Guinea and Papua Superannuation Funds ..	81,445	83,618	96,121
Lighthouse Services—Buildings, Works, Fittings, Furniture and Equipment ..	26,189	17,136	17,823
Maintenance of Lighthouse Services ..	16,963	19,938	21,199
Payment under Clause 14 of the New Guinea Timber Agreement ..	..	140,000	..
Total .. ..	12,974,259	15,111,536	17,495,198

In addition, the Commonwealth Government spends considerable sums each year on essential works and services in Papua and New Guinea at no cost to the Administration. Commonwealth departments and instrumentalities such as the Departments of Civil Aviation, Works, Interior, and National Development and the Australian Broadcasting Commission spent in 1961-62 approximately a gross £4,700,000 of which £1,800,000 were on capital works.

There is no administrative, fiscal or customs union with any other neighbouring territory and no preference on imported goods is given in the Customs Tariff of the Territory.

The loan programme for the Territory of Papua and New Guinea was achieved by the use of three types of loan raising media: premium securities, private treaty loans and savings certificates.

The second series of premium certificates was offered to the public on 20th April, 1961, to provide funds for public works and services. This loan closed on 15th January, 1962, and at 30th June, 1962, securities to the value of £79,610 were on issue.

On 15th January, 1962, the third series of premium securities was opened for public subscription to provide additional funds for the same purpose, and at 30th June, 1962, £79,420 had been subscribed.

Private treaty loans had raised a further £370,000 for works and services by the end of the year.

The second series of savings certificates opened on 1st June, 1961, and at 30th June, 1962, a total of £16,113 had been subscribed, whilst certificates to value of £139 were redeemed.

The indigenous population subscribed to the premium securities and savings certificates to an amount of £55,500 during the year.

At 30th June, 1961, the Public Debt of the Territory of Papua and New Guinea amounted to £1,062,586.

The budgetary system and procedures of local government councils are described in Chapter 3 of Part V. of this report.

## CHAPTER 2.

### TAXATION.

#### General.

The types of taxation imposed in the Territory, the more important of which are discussed below, are import and excise duties, income tax, personal and native local government council taxes, stamp and succession duties and registration fees. No hut, land or cattle taxes are imposed. All taxes must be paid in money.

#### Customs Duties.

Customs revenue accounts for a considerable part of local revenue. Customs matters are regulated under the *Customs Ordinance 1951-1959*, and duties on imports are prescribed by the *Customs Tariff 1962*.

The annual value of extra-territorial trade and customs revenues for the period 1st July, 1959, to 30th June, 1962, was—

—	1959-60.	1960-61.	1961-62.
	£	£	£
Value of imports .. ..	12,622,354	16,803,152	16,078,490
Amount of import duties ..	1,275,792	1,436,908	1,613,022
Value of exports .. ..	14,962,356	12,716,889	12,781,326
Amount of export duties(a) ..	279,728	..	..

(a) Carry over of export duties which were abolished as from 1st July, 1959.

Details of classified imports and exports, with values, are given in Appendix VII.

#### Excise Duties.

Excise is regulated under the *Excise (Beer) Ordinance 1952-1960* and the *Excise Ordinance 1956-1959*. Excise duties are prescribed by the *Excise Tariff 1956-1961*.

The current rates of excise duty are 4s. 9d. a gallon on beer and 2s. 9d. a pound on twist tobacco.

### Income Tax.

*Legislation.*—The laws providing for the imposition, assessment and collection of a tax upon incomes are—

*Income Tax Ordinance 1959-1961*;

*Income Tax (Rates) Ordinance 1959*; and

*Income Tax Regulations 1959*, as amended.

*Scope of Income Tax.*—In general income assessable for income tax purposes includes all income derived directly or indirectly from sources in the Territory and, in the case of resident taxpayers, unless expressly exempt, from sources outside the Territory.

For the purposes of the tax, the word income is used in its ordinary sense and also includes certain other receipts declared by the ordinance to be assessable income. Receipts such as gifts (other than gratuities given by the employer to an employee in the course of his employment), legacies, profits from the sale of property (unless acquired for the purposes of profit making), lottery wins and most capital gains are not regarded as income and are not assessable.

The ordinance sets out certain kinds of income which are exempt from tax, e.g. the income of religious institutions and income derived from gold-mining.

Both individuals and companies are liable to income tax. Generally, the income of a partnership or trust is assessable in the hands of the partners or beneficiaries.

*Taxable Income.*—Taxable income is the amount remaining after deducting from the assessable income all deductions allowable under the ordinance and it is to taxable income that the rates of tax are applied to calculate the tax liability.

The allowable deductions fall into three main categories—

- (i) Expenses incurred in gaining or producing assessable income or necessarily incurred in carrying on a business for that purpose, except to the extent that such expenditure is an outgoing of capital or is of a capital, private or domestic nature, or is incurred in gaining exempt income.
- (ii) Special deductions such as bad debts, expenses of borrowing, trading losses incurred over the previous seven years and gifts to certain institutions. Primary producers may claim a deduction for capital expenditure which will bring land into production or improve the productive qualities of land already in use. Certain other deductions are allowable for those engaged in the timber and mining industries.

(iii) Concessional deductions, i.e., family and personal allowances granted to resident taxpayers, including—

(a) Deductions of the amounts indicated for the following dependants:—

	£
Spouse .. ..	230
Daughter-housekeeper ..	230
Child less than sixteen years of age ..	130
Student child ..	130
Invalid relative ..	130
Parent .. ..	230;

(b) Certain domestic and private expenditure, such as medical expenses, life insurance premiums, &c. Leave fares are deductible in the case of self-employed persons; and

(c) Personal allowance of £286.

*Returns and Assessments.*—Individuals with assessable income in excess of £104 and all partnerships, companies and trustees are required to lodge returns of income. However, Australian residents (including companies) whose income from Territory sources is confined to dividends, interest and/or pensions, are not required to lodge Territory returns of income on the understanding that such income will be included in their Australian returns.

The amount of income tax payable on the taxable income of an individual taxpayer is calculated at graduated rates laid down in the Rates Ordinance appropriate to the financial year. The rates applicable to income derived during the year ended 30th June, 1962, are set out in Table 1 of Appendix V.

The rates of tax payable by companies are also laid down in the Rates Ordinance. The rates operative on income derived during the year ended 30th June, 1962, were in the case of public companies, 4s. for each £1 of the taxable income, and in the case of private companies, 2s. 6d. for each £1 of the taxable income up to £5,000, and 3s. 6d. for each £1 of the taxable income in excess of £5,000.

Companies, with the exception of non-profit companies, are assessed for tax if the taxable income is £1 or more. Non-profit companies are not liable to tax unless the taxable income exceeds £104.

A private company is liable to pay additional tax if it does not make a sufficient distribution of its taxable income by way of dividends. This tax on the insufficient distribution was imposed at the rate of 6s. 8d. in the £1 for the financial year 1961-62.

*General.*—Rebates allowed under the various sections of the Income Tax Ordinance and any credits are deductible from the tax as calculated on the taxable income. Credits arise in cases where ex-Territory income, on which Territory tax has been imposed, has also been taxed in the country in which it has its source.

Machinery is provided in the Ordinance for the lodging of objections to assessments. A taxpayer dissatisfied with the decision on an objection may request reference of the decision to the Review Tribunal or, alternatively, may request that the objection be treated as an appeal to be forwarded to the Supreme Court.

*Payment of Tax.*—A salary or wage earner has tax instalments deducted from his pay by his employer, who remits this money to the Taxation Office. The counterpart of the tax instalment deductions from salaries and wages is provisional tax, which is tax payable in advance in respect of business, investment and other non-salary and wage income and forms an essential feature of the pay-as-you-earn system of taxation. Provisional tax applies to companies and to individuals.

In each case the amount of tax instalment deductions or provisional tax paid in respect of a particular year is credited against the amount of tax subsequently assessed for that year. The taxpayer is required to pay to the Taxation Office any balance owing, or receives a refund of any excess.

#### *Personal Tax.*

*Legislation.*—Personal tax is levied under the *Personal Tax Ordinance 1957-1960* on all male persons eighteen years of age or over. Rates are fixed annually under the *Personal Tax (Rates) Ordinance*.

*Rates of Tax.*—A maximum rate of £2 per person per annum, together with lower rates, based on ability to pay, to be applied to various villages, was fixed by the *Personal Tax (Rates) Ordinance 1962*. Personal tax is levied on indigenous persons only in respect of areas where there is significant economic activity and where cash incomes are obtainable.

*Exemptions.*—Exemptions based on grounds similar to those used in fixing local rates may be granted by district officers, who receive recommendations from patrol officers in cases where the latter consider that, owing to a decline in prosperity or for other reasons, payment of tax would involve hardship.

In addition, persons liable for local government council tax pay only that part of personal tax, if any, which exceeds the council tax. They are also entitled to a rebate of income tax equal to the amount of personal tax paid.

*Procedures.*—Personal tax is assessed and payment is made annually on demand, by cash only, to a patrol officer or Treasury official, who issues receipts to each individual taxpayer. Collections are remitted to the Treasury.

*Appeals.*—The Personal Tax Ordinance established a right of appeal to a taxation tribunal for the purpose of seeking exemption or reduction in the amount of personal tax. The tribunal may grant an exemption or a reduction of personal tax on the ground of lack of sufficient means or hardship or may on any ground reduce the amount

payable as it thinks fit. A person aggrieved at the decisions of a taxation tribunal may appeal to a taxation appeals tribunal which is constituted by the Administrator by public notice.

The penalty for refusing or failing to pay personal tax is fifty pounds or imprisonment for six months.

#### *Revenue from Income and Personal Taxation.*

Revenue for the year ended 30th June, 1962, was as follows:—

	£
Personal Tax .. .. .	80,923
Income Tax (individuals, &c.) .. .. .	626,367
Dividend Tax .. .. .	
Corporation Taxes .. .. .	336,589

Collections of personal tax from the various districts were—

	£
New Britain .. .. .	23,603
Morobe .. .. .	14,798
Madang .. .. .	7,703
New Ireland .. .. .	6,839
Sepik .. .. .	9,174
Manus Island .. .. .	1,493
Bougainville .. .. .	6,301
Eastern Highlands .. .. .	10,057
Western Highlands .. .. .	955
<b>Total .. .. .</b>	<b>£80,923</b>

#### *Native Local Government Council Tax.*

Under the *Native Local Government Councils Ordinance* 1949-1960, a council may levy within its area rates and taxes which are payable to the council treasury account. Grounds for exemption from or reduction of tax are set out in Chapter 3 of Part V and information concerning taxes levied by council during 1962 and estimated revenue therefrom is given in Appendix II.

#### *Stamp Duties.*

Under the *Stamp Duties Ordinance* 1952-1961 certain instruments are liable for duty. These include bills of exchange, promissory notes, conveyances or transfers on sale of real property, leases, receipts, bills of lading, deeds of settlement or gift, memoranda and articles of association of companies, transfers of marketable securities, powers of attorney and certain policies of insurance.

Duties are assessed at a fixed or *ad valorem* rate depending on the type of instrument.

The duty is collected by sale of adhesive stamps, or cash when documents have to be impressed.

Provision is made in the Ordinance for fines to be imposed for evasion of stamp duty and for penalties in the form of increased duty for late submission of documents.

### Section 2.—Money and Banking.

The currency system of the Territory is that operating throughout the Commonwealth of Australia. Australian notes and coins are legal tender in the Territory.

All banking operations in the Territory are regulated by the Commonwealth acts relating to banking, namely the *Banking Act* 1959, the *Reserve Bank Act* 1959 and the *Commonwealth Banks Act* 1959, which replaced the *Commonwealth Bank Act* 1945-1953 and came into operation on 14th January, 1960. Under the *Reserve Bank Act* 1959, the central bank elements of the Commonwealth Bank, together with the Note Issue Department and Rural Credits Department, were reconstituted as the Reserve Bank of Australia. A branch of the Reserve Bank has been established at Port Moresby. The Commonwealth Trading Bank of Australia acts as distributing agent for Australian coin through its offices at Lae and Rabaul.

The indigenous people, except for those in the early stages of contact, have commonly accepted the use of currency. The Reserve Bank of Australia, in collaboration with the Administration and the trading and savings banks represented in the Territory, is planning a programme of education covering money, savings, banking and credit. It has also established a special research section in the Territory, one of the immediate interests of which will be to promote and assist savings and loan societies (known in some countries as credit unions) among the indigenous people.

Legal tender in the Territory is governed by the provisions of the *Currency, Coinage and Tokens Ordinance* (New Guinea) 1922-1960, and as to Australian notes, by virtue of the application of the Reserve Bank Act. No new issue of Territorial coinage has been made since the re-establishment of civil administration after the war.

The foreign exchange regulations of the Commonwealth of Australia also apply in the Territory, Territory requirements of foreign exchange are met through the central banking system of the Commonwealth and are made available through branches of the banks operating in the Territory. There are no restrictions on payments between the Territories of Papua and New Guinea and the Commonwealth and the only restrictions on exchange transactions with other countries are those applicable to similar transactions between Australian and those countries.

As the Territory uses the currency of the Commonwealth of Australia, there are no separate exchange rates between the Territory and other countries. During the period under review there have been no major fluctuations in exchange rates between Australia and other countries.

There are four trading banks operating in the Territory. These are the Commonwealth Trading Bank of Australia, the Bank of New South Wales, the Australia and New Zealand Bank Limited and the National Bank of Australasia Limited. At 30th June, 1962, sixteen branches were maintained by these banks, at Bulolo, Goroka, Kavieng, Lae, Madang, Rabaul and Wewak. In addition bank agencies were operating at Kokopo, Wau and Lae. The Commonwealth Trading Bank operates a sub-branch at Mount Hagen.

Savings bank facilities are provided by the Commonwealth Savings Bank of Australia, the Bank of New South Wales Savings Bank Limited, the Australia and New Zealand Savings Bank Limited and the National Bank of Australasia Ltd. At 30th June, 1962, sixteen branches were maintained at Bulolo, Goroka, Kavieng, Lac, Madang, Rabaul and Wewak, and 81 agencies were operating at smaller centres.

Rates of interest for bank deposits and advances are the same as those in Australia. The public debt of the Territory is the amount raised by subscriptions to Private Treaty Loans, Territory Premium Securities and Territory Savings Certificates (all of the Territory of Papua and New Guinea). In 1961-62 approximately £530,000 was raised in the Territory of Papua and New Guinea by these means. Rates of interest applying in the Territory at 30th June, 1962, are detailed in Appendix VI.

No information is available relating to current accounts maintained by indigenous people. However, in June, 1962, the number of operative savings bank accounts of indigenous depositors was £56,032, the balance of which totalled £1,303,203. There were also 7,681 school savings bank accounts of which the balances totalled £21,584; some of these belonged to indigenous children.

Details of the amounts invested by the indigenous people on fixed deposit and in government securities and loans are not available.

The levels of deposits and advances of cheque-paying banks in 1961-1962 and deposits of savings banks at 30th June, 1962, in the Territory of New Guinea are shown in the following table:—

## BANK DEPOSITS.

Particulars.	Average June, 1962.	Average 1961-62.
	£'000.	£'000.
Cheque-paying Banks—		
Not Bearing Interest—		
Australian Governments .. .. .	234	242
Other Customers .. .. .	3,018	3,081
Bearing Interest—		
Australian Governments .. .. .	..	..
Other Customers—		
Fixed .. .. .	1,316	1,258
Current .. .. .	204	219
Total .. .. .	4,772	4,800
Savings Banks .. .. .	(As at 30th June, 1962)	
	£	
	4,786,995	

## BANK ADVANCES.

Particulars.	Average June, 1962.	Average 1961-62.
	£'000.	£'000.
Cheque-paying Banks—		
Loans, Advances and Bills Discounted ..	1,818	1,743

Information is not available regarding the number of loans made and the classification of loans according to the purpose for which they were made.

The Territory has no separate reserves of gold and foreign exchange, but relies on the reserves of the Commonwealth of Australia.

## Section 3.—Economy of the Territory.

## CHAPTER I.

## GENERAL.

*General Situation.*

Primary production is the basis of the Territory's economy. Agriculture is the chief activity and agricultural exports comprised approximately 90 per cent. of total exports of Territory produce in 1961-62. An important timber industry based on the Territory's extensive forest resources is being developed. Gold mining, although now declining, is still an important activity. Manufacturing industries are of minor though growing significance.

While the economy remains to a large extent dependent on the production of copra and copra products, there has been an increasing diversification of activities. This can be seen in the changing pattern of exports, especially in relation to cocoa and coffee; in the increase in the volume and range of manufactured products; in the development taking place in the various service industries, including building and construction, commerce, transport and financial services; and in the growing demand for different types of imports.

Subsistence agriculture is still the predominant activity of the indigenous population, although increasing numbers of New Guineans are growing export crops or cash crops for local sale. They now produce about one-third of the copra, more than one-quarter of the cocoa and about half of the coffee produced in the Territory. In addition, growing numbers of indigenous people are participating in other economic activities including livestock raising, timber production, mining, commerce, transport, manufacturing and administration. One of the aims of the Department of Trade and Industry is to guide them in business management and the establishment of business enterprises.

Most New Guineans are almost wholly self-sufficient in food and other domestic requirements, but as a result of the Administering Authority's efforts to improve standards of nutrition, health and village hygiene and to promote higher standards of living and an accelerated rate of economic advancement generally, there is an increasing demand for a wide range of capital and consumer goods and services.

At the same time, the Administering Authority has made substantial provision for the long-term development needs of the Territory. In the post-war period there has been a very big increase in public expenditure, mainly

due to the increase in the annual grant from the Australian Government to the Administration. This expenditure has financed imports of considerable quantities of capital equipment, plant and machinery and building materials for public works; the establishment of such basic economic facilities as power stations, water supplies, roads, aerodromes, wharves and transport and marketing services, which are essential for the expansion of productive capacity; and the detailed investigation of the Territory's physical resources.

In 1961-1962 local revenue and loans provided about one-third of the total revenue required for expenditure by the Territorial Administration. The amounts allocated to New Guinea from the grants made by the Administering Authority over the last three years to supplement local revenue were—

1959-60.	1960-61.	1961-62.
£ 7,859,921	£ 9,281,595	£ 10,114,366

In addition to the grant the Administering Authority spent about £2,700,000 in 1961-1962 on essential works and services, including aviation, for which the Administration was not directly responsible.

As well as making a considerable contribution to future development, the Administering Authority's expenditures enable a level of consumption, social services, education and public utilities to be maintained which would not be possible from the economic resources of the Territory itself, and by raising the level of economic activity in the Territory they have also helped accelerate development in local commercial enterprises.

To supplement local revenue from direct and indirect taxation, public loans have been raised within the Territory. The total amount obtained from these loans in the Territory of Papua and New Guinea in 1961-1962 was £529,709. The proceeds of the loans are devoted to the development of public works and services in the Territory of Papua and New Guinea. Of the total amount spent £290,436 was spent in the Trust Territory.

#### *Price and Production Trends.*

For New Guinea, as for other tropical countries, there are particular problems of world price fluctuations in relation to agricultural products. Nevertheless, during the past year, the volume of the Territory's agricultural production continued to increase.

The price situation in relation to the principal crops was as follows:—

- (a) World prices for copra, which is sold on the open market, remained steady during the year and the Copra Marketing Board maintained the initial price paid to producers on delivery at £53 per ton f.m.s. grade copra. The total

proceeds from copra sales after meeting handling charges, which are held at a relatively low level, are distributed to the producers when the accounts for sales are complete.

- (b) Cocoa prices during the year were steady at a lower level.
- (c) Prices for coffee, which vary widely, according to quality and liquor, were slightly lower than the previous year.
- (d) Virginia Bunch and White Spanish peanut prices remained reasonably stable over the period, and at 30th June, 1962, were selling for 1s. 4d. per lb. f.o.b. All varieties of peanut kernels sold as oil-milling culls attracted a price of between 6d. and 7d. a lb. f.o.b., Lae.

Agricultural production provides much of the basic income on which the economic advancement of the indigenous population will depend, and largely as a result of the Administration's extension programmes indigenous participation in the various cash crop industries is increasing steadily.

Copra is the principal plantation crop. Many of the plantations have a preponderance of old palms, but as a result of the progress being made in replanting, the present level of plantation production will be maintained and may even increase slightly.

Comprehensive fertilizer and cultural trials are being continued to find ways of improving yields and of rehabilitating palms which are passing the limit of their economic usefulness under present conditions of management. A research programme to increase yields by means of breeding and selection is also proceeding, but this is necessarily a long-term project.

Planting of coconuts by indigenous growers continued to increase and it is estimated that approximately 14,800 acres were planted out in 1961-62. Copra received by the Copra Marketing Board from indigenous producers was about 23,060 tons for the year ending 30th June, 1962.

The prospects of increased production of copra by indigenous producers are good. Improved cultural techniques have been adopted and existing plantings in various stages of immaturity represent a considerable copra production increment.

Exports of cocoa beans increased from 7,170 tons to 9,902 tons. Plantings by indigenous producers total approximately 20,000 acres and represent nearly 25 per cent. of total plantings.

Exports of coffee beans increased from 2,263 tons in 1960-61 to 3,409 tons in 1961-62, of which 1,425 tons came from indigenous producers.

Peanut production has increased and continues to be part of the pattern of indigenous agriculture. As the crop is grown widely for local consumption, overall production cannot be estimated. Export production amounted to 2,202 tons, of which 150 tons were produced by indigenous growers.



Rice production has decreased but the agricultural Extension Service is seeking to maintain interest in this crop because of its sound long-term prospects and the advantages of adding a storable grain to subsistence production.

Passionfruit growing in the highlands is almost entirely in the hands of indigenous producers. Approximately 468 tons of fruit were sold to processors at Goroka, Chimbu and Mount Hagen during the year. Exports of fruit pulp and juice increased to 192 tons.

Sales of vegetables by indigenous growers in town markets, including Rabaul, Lae, Madang and Kavieng, were estimated at about 12,000 tons.

The pastoral industry is in the developmental stage and is being assisted by a scheme to encourage local breeding under which importations of breeding stock are subsidized. Importations during the year total 505 head and subsidies totalled £17,154.

The value of timber products exported increased from £1,164,157 to £1,195,744.

No new goldfields have been located but recently overall production has increased slightly. Indigenous miners have maintained an interest in prospecting and in working claims in the Morobe, Eastern Highlands, Western Highlands and Sepik Districts.

#### *National Income.*

Research work is at present being carried out to determine a satisfactory basis on which to assess social accounts for the Territory.

#### *Non-Governmental Organization.*

The main non-government organizations of an economic nature are the Chambers of Commerce at Rabaul, Madang and Lae; co-operative societies; the Highland Farmers' and Settlers' Association; the Morobe District Planters' and Farmers' Association and the Planters' Association of New Guinea; and the Madang, Lae and Rabaul Workers' Associations.

## CHAPTER 2.

### POLICY AND PLANNING.

#### *General.*

Economic policy aims at developing the resources of the Territory to provide a rising standard of living for the whole population and ultimately to create a viable economy. In the achievement of this objective all sections of the community, especially the indigenous people, are encouraged to play their part.

As stated in previous reports the advancement of indigenous agriculture to improve food supplies, bring about a more efficient use of village land and increase the production of cash crops has been given a high priority by the Administering Authority. In most areas a basic administrative framework has been established and there are many indigenous people who have developed various

skills and who are living at a higher standard than they have been accustomed to in the past. The improvement of living standards has brought with it new needs and aspirations. The satisfaction of these, together with the provision of adequate employment opportunities and the creation of an economic foundation for the Territory's developmental works and social services, will require an increasing economic effort on the part of the people. Progress will also depend on the success achieved in promoting among them an interest in more advanced forms of economic enterprise.

Because of the nature and distribution of the Territory's resources it is clear that, in the short term at least, primary production must continue to provide the basic income required for the economic advancement of most of the indigenous population. The Territorial Administration is therefore attaching considerable importance to its agricultural extension programme (described in Chapter 3 (b) of Section 4 of this Part) and to other measures, including research and experiment, designed to assist in the establishment of new indigenous agricultural enterprises, the development of existing enterprises and the improvement in efficiency of indigenous agriculture generally.

While the aims of this work are primarily the concern of the Department of Agriculture, Stock and Fisheries, they can only be achieved fully by co-operation between officers of many departments of the territorial Public Service—in particular Native Affairs; Education; Public Health; and Lands, Surveys and Mines.

An important aspect of economic policy is that relating to the administration of land, which is described in detail in Chapter 3 (a) of Section 4. Provisions to protect the rights of the people of New Guinea are included in all the land laws of the Territory. The basic safeguard is that only the Administration may acquire native-owned land and then only if in its judgment the land is surplus to the present and prospective needs of the people. Having acquired the land the Administration may dispose of it to settlers, but as the only form of tenure given is leasehold, it retains some control and periodically, in accordance with the terms of the lease granted, reviews the future use of the land.

As well as protecting their existing interests in land the Administration is trying to ensure that enterprising indigenous groups and individuals will have access to all the land they need. Land settlement schemes have been started in several areas, both by the Administration and by local government councils, and the number of indigenous agriculturalists who, lacking suitable land under their traditional system of land tenure, have become leaseholders of land previously acquired by the Administration is increasing rapidly.

At the same time, as mentioned in Chapter 3 (a) of Section 4, plans are being worked out for converting the customary systems of land tenure to a single system which

will give to the individual a clear and transferable legal title to his land and thus facilitate the better use of available land by the indigenous people and the more orderly handling of land transactions.

One of the greatest problems met with in the economic advancement of the Territory is that of capital formation. In the traditional subsistence economy production is largely geared to current needs and the economic situation is one of stagnation rather than growth. As the people move towards a more advanced economy there is an increasing need for capital—to finance basic investigations of resources; to develop further the public utilities, including power and water; to provide roads, bridges, airfields, wharves and buildings for farm, factory and office; to purchase plant, machinery and equipment; to provide houses, schools and hospitals; to provide transport and communications.

A potential source of capital, both public and private, is beginning to develop in the money incomes received by the indigenous people from various forms of economic activity. As a means of mobilizing hoarded savings, special forms of loans using savings certificates in denominations down to £1 have been introduced. To promote an extension of this kind of savings arrangements have been made in association with the Reserve Bank of Australia for the establishment of savings and loan societies, or credit unions.

For some time to come, however, the yield of local public revenue, even if supplemented by a growing volume of loan funds raised in the Territory, will be far below the level required to finance development in the public sector of the economy, let alone provide for annual administrative needs as well, and it will be necessary for the Territory to continue to rely heavily on the annual grants of the Administering Authority.

The annual grant for 1961-62 was greater than that for 1960-61 by £834,000.

As the economy has become more complex a need for capital to finance the enterprise of the producer has also emerged. The first New Guinean producers who entered into cash production, either for the local market or for export, already had their land, the wage-free labour of themselves and their families, and their own food and houses. Under guidance and with the distribution of seeds and plants by the Administration they could establish new crops without any demand on outside capital. Their first cash income was not needed for subsistence but could establish new crops without any demand on outside capital and could be used to purchase vehicles and implements. In areas recently brought under control this is still largely the situation, but as the economy advances and the indigenous settler and his family move into cash production of a more advanced kind, a need develops for initial finance for a house, subsistence and wages and the provision of implements and vehicles from the start so that steps to full production may be hastened. Between these two types of situation the need for capital

has been met in a number of areas by such forms of community activity as co-operative ventures and economic projects organized by local government councils.

The various forms of credit assistance provided or backed by the Administration to enable individuals and indigenous groups to overcome their lack of adequate finance are outlined below. In addition credit facilities are provided by the commercial banks, but use of these has been limited among the New Guinean people by the lack of freehold title or a similar sort of security, by protective restrictions on their contractual capacity and by their own unfamiliarity with the uses of credit. Reform of the land tenure system, referred to above, is partly aimed at the removal of the first of these obstacles, while the second has been overcome to some extent by amendments made in 1960 to the Land Ordinance, removing restrictions on indigenes in regard to dealings in non-native land.

The investment of outside capital in the Territory is encouraged subject to suitable safeguards to protect the interests of the New Guinea people and to ensure that their full participation in the economic life and wealth of their country will not be prejudiced. Such a policy serves not only to hasten the development of the Territory's resources and the expansion of secondary and tertiary industries, but also to provide additional avenues of training for the people in managerial and technical skills. Where it has been considered useful and practicable, incentives to attract capital to the Territory have been provided. These include a relatively low scale of taxation in the Territory compared with taxation in Australia, tariff protection and tariff concessions, the provision of technical and other services by the Administration to investigate and provide information or advice on industrial possibilities, sites, services, &c.

Population pressures in some areas and in other a lack of resources to provide an active people with an adequate opportunity for economic expansion are beginning to point to a future need for the extension of re-settlement schemes and for the development of additional secondary industries to provide new fields of employment. A Department of Trade and Industry, one of the functions of which is to promote expansion in the field of secondary industry by means of various forms of assistance has been established to meet the latter need.

Apart from the general aspects referred to above the Administering Authority's economic plans and policies for the Territory embody many forms of assistance both direct and indirect.

Primary production is encouraged by preferential tariff treatment accorded by Australia to certain commodities and by exemption from primage duty. Specialists from various departments of the Australian Government are made available to investigate problems and to carry out scientific surveys. An example of this is the continued assistance given by the Commonwealth Scientific and Industrial Research Organization in the survey of natural resources. A considerable amount of research and experimental work is carried on by the Administration

itself in relation not only to agricultural production, but also to pests and diseases, stock-breeding, fisheries, forests and mining.

Subsidies, either of a direct nature or by the carrying of economic operating losses, have been provided for air transport and telegraphic communications, while facilities of a high standard have been established for civil aviation.

The importation of livestock for breeding has been encouraged by the granting of freight subsidies. Customs exemptions have been extended to the importation of agricultural machinery and other mechanical equipment.

Training and advice are provided for the indigenous people in their own economic activities and in the new forms to which they are being introduced. These and other matters relating to the Administration's policies in the economic field are described in detail in Section 4 of this Part.

The application of specifically economic measures is not of course the only aspect of Administration policy bearing on the development of the Territory and its resources. In the long run such measures would have little effect if unsupported by progressive social policies, especially in the fields of labour, health and education. (An account of recent developments in labour policy is given in Chapter 4 of Part VII). From an economic standpoint programmes of social development, particulars of which are given elsewhere in this report, have a twofold effect. As well as helping to stimulate local economic activity, they have the long-term effect, through the raising of health and general educational standards, of accelerating economic progress and enabling the indigenous population to make an increasingly effective contribution by their own efforts to the provision of the goods and services they need.

#### *Administrative Organization for Economic Development.*

Most departments of the Administration carry out functions relating to economic growth and development. Those most directly involved have been the Departments of Agriculture, Stock and Fisheries, the Department of Forests and the Department of Lands, Surveys and Mines, all of which work closely with the Department of Native Affairs, while the newer Departments of Labour and of Trade and Industry now have an important role to play.

Other instrumentalities with responsibilities in the field of economic developments are the Land Development Board, details of which are given in Chapter 3 (a), the Papua and New Guinea Copra Marketing Board, and the Papua and New Guinea Copra Industry Stabilization Board. The composition and functions of the two latter bodies are described in Chapter 1 of Section 4 of this Part.

As mentioned in Chapter 3 of Part V., native local government councils prepare finance and administer local economic development programmes, while co-operative societies and rural progress societies also play an important part in the economic progress of the indigenous people. Details of co-operative and rural progress activities are given in Chapter 1 of Section 4 of this Part. The Depart-

ments of Trade and Industry, Native Affairs and Agriculture, Stock and Fisheries actively foster these forms of organization and advise and assist the people in their economic plans.

#### *Programmes of Economic Development.*

On the basis of the research and experimental work which is being carried on and surveys which have been made to determine the extent of resources and appropriate patterns of development, economic plans and programmes of various kinds have been drawn up and are being implemented.

In the field of agriculture in particular, action plans are in operation to encourage the production of a number of commodities, while programmes for the development of indigenous agriculture in the various administrative districts have also been laid down. Progress under these plans is described in Chapter 3 (b) of Section 4 of this Part.

Reference to plans for development in other fields of economic activity will be found in Chapters 4 to 10 of the same section.

#### *Credit Assistance for Economic Development.*

The *Treasury Ordinance 1951-1960* provides that the Administration may guarantee repayment of a loan made by a bank to any person for a purpose approved by the Minister. Loans for the development of central cacao fermentaries operated by certain native local government councils in the Gazelle Peninsula have been guaranteed under this Ordinance, and during 1960-61 the amount of the guaranteed loans stood at £227,020. At 30th June, 1962, £181,763 of this amount had been drawn, £88,934 redeemed and the balance owing was £92,829.

Special credit to further primary and secondary industries, other commercial enterprises and local government or community welfare projects may be given to individuals and groups of indigenous people under the *Native Loans Fund Ordinance 1955-1960*. A reconstitution of the Native Loans Board took place in June, 1962, and directors of three departments were appointed in place of named individuals, while the fourth member, an indigenous person, retained his previous appointment.

Continued interest was shown in loans under this ordinance and 36 loans aggregating £21,073 made up as follows were approved during the year:—

Recipient.	Purpose.	No.	Amount.
Native Local Government Councils	Sinking of water bores and purchase of a tractor and trailer	2	£ 2,500
Native Societies ..	Purchase of copra plantation	1	3,500
Other Groups ..	Purchase of trucks ..	3	1,570
Individuals ..	All but one for development of leasehold blocks	30	13,503
		36	21,073

As was the case last year the most of the loans were sought for the development of leasehold blocks. Of the 29 loans made for this purpose, 19 were in the Warangoi area of New Britain and 10, in each case for an amount of £1,050, were for the development over a period of seven years of small copra plantations in the Dagi River area of New Britain.

Nine loans guaranteed by the Administration under the provisions of the Treasury Ordinance were made to indigenous applicants by trading banks—eight by the Commonwealth Trading Bank and one by the Bank of New South Wales—the total amount involved being £4,900. All were for the purchase of vehicles to be used mainly for the transport of primary produce. In all cases the borrowers had first applied to the Native Loans Board which had assessed the proposed loans as being almost up to the standard of ordinary commercial risks. The main purpose of making use of the guarantee provisions of the Treasury Ordinance in such cases is to bring the indigenous people to a closer understanding of banking and commercial practices.

*The Ex-Servicemen's Credit Ordinance 1958-1961*, which came into force in 1958, established a credit scheme for ex-servicemen settlers in Papua and New Guinea. Those eligible are ex-servicemen, including indigenous ex-servicemen, of the Second World War, who have lived in Papua and New Guinea for at least five years since discharge, and who have knowledge of and experience in tropical agriculture. An amendment to the ordinance in 1960 made provision for the admission to the scheme of ex-servicemen who were at the date of commencement of the Ex-Servicemen's Credit Ordinance engaged on their own behalf, whether alone or jointly with some other person, in an agricultural enterprise in the Territory on land of which they were the owners or lessees.

Applications for loans have been received from both indigenous and Australian ex-servicemen and at 30th June, 1962, 64 loans had been made to Australian ex-servicemen and 42 to indigenous ex-servicemen in the Trust Territory. The total of approved loans amounted to £1,304,283 of which £981,098 had been disbursed to borrowers under the scheme.

### CHAPTER 3.

#### INVESTMENTS.

As mentioned in Chapter 2 the investment of outside capital in the Territory is encouraged subject to suitable safeguards to protect the interests of the indigenous population.

The procedures governing the formation and registration of domestic and foreign companies are described in Chapter 1 of Section 4.

During 1961-62, 38 companies having a total nominal capital of £9,590,000 were incorporated as local companies, 22 companies with a total nominal capital of £987,000 were deregistered, two companies increased their nominal capital by £111,250, and one company decreased its nominal capital by £65,000. The net increases in

nominal capital during the year in the commercial and plantation categories, were £5,859,250 (34.35 per cent.) and £2,830,000 (21.29 per cent.) respectively. At 30th June, 1962, 349 local companies were operating with an aggregate nominal capital of £41,234,500.

Twenty foreign companies (i.e., companies incorporated outside the Territory and carrying on business in the Territory) were registered and 12 were deregistered, making a total of 136 foreign companies operating in the Territory at 30th June, 1962. Of these companies 77 were incorporated in Australia, 27 in England, 4 in New Zealand, 22 in the Territory of Papua, 1 in Canada, 2 in Hong Kong and 3 in the United States of America. Many of these companies operate through agents, usually a local company or firm, and the exact amount of capital actually invested in the Territory is not known. The nominal capital of the companies incorporated outside the Territory but within the sterling area totalled £325,341,592. One company incorporated in Canada had a nominal capital of \$6,000,000, two incorporated in Hong Kong had a nominal capital of \$10,012,000 and one incorporated in the United States of America had a nominal capital of \$7,500,000. The other two companies incorporated in the United States of America are "associations not for gain" and have no capital.

Particulars of local and foreign companies and their nominal capital are given in Appendix VII.

Statistics of personal and company taxation are included in Appendix V. No data are available to indicate the extent to which profits remained in the Territory.

The Commonwealth of Australia has subscribed capital in one incorporated company and one foreign company incorporated in the Territory of Papua. The companies, Commonwealth-New Guinea Timbers Limited and New Guinea Resources Prospecting Company Limited, have a nominal capital of £2,000,000 and £300,000 respectively. Statutory returns show that the total paid-up capital of Commonwealth-New Guinea Timbers Limited is £1,500,000 and the Commonwealth and its nominees have subscribed £750,001; the total paid-up capital of New Guinea Resources Prospecting Company Limited is £300,000, and of this the Commonwealth and its nominees have subscribed £152,999.

*The Business Names Ordinance 1952-1953* of the Territory of Papua and New Guinea requires every person or persons carrying on business in the Territory under a name other than the true names of all the members of the business to register the business name in accordance with the Ordinance. Seven hundred and thirty-four names were registered under this Ordinance at the 30th June, 1962.

### CHAPTER 4.

#### ECONOMIC EQUALITY.

Nationals of members of the United Nations, other than the Administering Authority, and of non-members of the United Nations enjoy equal treatment in economic matters with nationals of the Administering Authority.

## CHAPTER 5.

## PRIVATE INDEBTEDNESS.

There is no problem of private indebtedness among members of any section of the population. Among the indigenous population there is a certain amount of indebtedness in kind and in services towards kinsfolk, but this is within the framework of the social structure and forms an essential part of their custom in relation to marriage, &c. Usury is not practised in the Territory.

## Section 4.—Economic Resources, Activities and Services.

## CHAPTER 1.

## GENERAL.

*Policy and Legislation.*

The general situation regarding economic resources, activities and services and the Administration's policy for economic development are described in Chapters 1 and 2 of Section 3 of this Part.

Executive responsibility for implementing government policy rests with the Departments of Trade and Industry, Agriculture, Stock and Fisheries, Forests, and of Lands, Surveys and Mines, which work closely with the Department of Native Affairs and the district administration.

Legislation relating to the protection of the Territory's resources includes the Lands, Mining, Forestry and Animal and Plant Quarantine Ordinances, and developmental enactments such as the *Fire Prevention Ordinance* 1951-1955, the *Native Economic Development Ordinance* 1951-1952, the *Native Loans Fund Ordinance* 1955-1960, the *Papua and New Guinea Copra Marketing Board Ordinance* 1952-1957, the *Petroleum (Prospecting and Mining) Ordinance* 1951-1961, the *Cacao Ordinance* 1951-1952 and the *Cocoa Industry Ordinance* 1958-1961.

In addition to providing for the control of pests and diseases some ordinances and regulations prescribe for the inspection and grading of products according to recognized standards.

In general indigenous laws and customs do not conflict with the provisions made to conserve resources. Care is taken to see that non-indigenous development is not injurious to indigenous interests.

*Production, Distribution and Marketing.*

Cash crops are mainly sold overseas, and to assist economic advancement in the Territory Australia generally provides favourable marketing conditions for its products. Apart from Copra, the export of which is controlled, agricultural products may be sold freely according to the owner's judgment. Generally there is a competition between traders operating in the Territory for the handling of products for marketing overseas.

Many indigenous inhabitants engage in business activities on their own account. Information on the participation of co-operative societies and local government councils in production and commercial activities is given later in this chapter and in Chapter 3 of Part V.

Numbers of indigenous people are engaged in mining for alluvial gold in the Morobe, Eastern Highlands, Western Highlands and Sepik Districts. Gold won is received and marketed, and where banking facilities are not available the Administration undertakes the receipt of gold parcels and payment of proceeds to the miners. Indigenous mining operations are encouraged by the Administration through technical advice and help.

The main exports of the Territory are at present coconut products, cocoa, coffee, plywood, gold, peanuts, timber and passionfruit juice. The Territory is accorded preferential tariff treatment by Australia and all Territory produce is exempt from primage duty. Territory produce normally pays the lowest rates of duty applicable under the Australian tariff and many commodities are either completely exempt or subject to special rates; such concessions are almost exclusively for Territory produce.

Items admitted from New Guinea into Australia duty free include copra, cocoa beans, raw coffee, shell, pepper, peanuts and timber (except plywood the duty-free admission of which is limited to 16,000,000 square feet per annum).

During 1961 an arrangement was negotiated allowing preferential treatment for Territory coffee imports into Australia. Australian importers were allowed remission of import duty on coffee imported from foreign countries provided that 28 per cent. of their total coffee purchases is made up of New Guinea coffee.

The marketing of rubber from Papua and New Guinea is facilitated by arrangements for the remission of duty on overseas rubber when the satisfactory sale of Territory rubber offering on the Australian market is assured.

The marketing of copra is under the control of the Copra Marketing Board, a body corporate set up under the *Papua and New Guinea Copra Marketing Board Ordinance* 1952-1957 and consisting of a chairman, four representatives of the copra producers (including one New Guinean), and the Director of Agriculture, Stock and Fisheries. Under powers conferred by the Ordinance the Board purchases and sells copra on behalf of the producers. It is the sole authority controlling the export of copra and is empowered to determine the price for any copra which it purchases. Copra is sold on the open market. World prices remained steady during the year.

Copra is purchased by the Board under a system of grade and ownership markings, which is designed to eliminate confusion regarding ownership brands and applies to all producers and agents. Most copra produced by indigenous planters is channelled to the Board through co-operative societies, but where any person desires to manage his own affairs he is allotted identification marks by the Board.

The Board takes delivery of copra from ships' slings where water transport is used or at a warehouse of the Board.

The price of copra paid to producers is arrived at on a modified "pool" principle. A tentative f.o.b. price is determined from the overseas and local sale contracts made by the Board and deductions are made to cover the estimated costs of handling, administration, "instore" shrinkage, &c. The final prices are determined in the light of actual trading results, the entire net proceeds being distributed pro rata among the producers who delivered copra.

An indigenous producer can receive an immediate cash payment on delivery of copra to the Board, but the accounts of all other producers are settled twice monthly.

#### *Stabilization.*

In 1946-47 a levy to create a stabilization fund was imposed on all copra exported from Papua and New Guinea; the levy has now been discontinued. The fund, which totals £3,717,070 is administered by a Board appointed under the *Papua and New Guinea Copra Industry Stabilization Ordinance 1954-1959*. The Board consists of five members (including three representatives of the copra producers) and may use the fund to pay bounties to copra producers when market prices for copra are low.

#### *Monopolies.*

The following public monopolies have been established:—

- (a) Papua and New Guinea Copra Marketing Board—this Board controls the marketing of all copra exported from the Territory.
- (b) Posts and Telegraphs—the postal and telecommunications services are reserved to the Administration, the latter service being operated in conjunction with the Overseas Telecommunications Commission of Australia.

#### *Private Corporations and Organizations.*

Procedures for the formation and registration of companies are prescribed in the *Companies Ordinance 1912-1926*, (Papua adopted), the *Companies (New Guinea) Ordinance 1952*, the *Companies (New Guinea) Ordinance (No. 2) 1952*, the *Companies (New Guinea) Ordinance Amendment Ordinance 1952*, the *Companies (New Guinea) Ordinance 1953*, the *Companies (New Guinea) Ordinance 1954*, the *Companies (New Guinea) Ordinance 1960* and the *Companies (New Guinea) Ordinance 1961*.

A company may be incorporated in the Territory upon production to the Registrar of Joint-stock Companies of a memorandum and articles of association. These must set out the name, objects and rules of the company with a declaration that the liability of the members of the company is limited; the place in the Territory where the registered office is to be situated; the nominal capital of the company and the number of shares into which it is divided. The memorandum and articles must be signed

by at least seven persons who must take at least one share each. Upon registration of the memorandum and articles the Registrar issues a certificate of incorporation and the members of the company are then a body corporate under the registered name of the company with perpetual succession and a common seal. A registration fee is payable at prescribed rates up to a maximum fee of £75.

Any company incorporated outside the Territory and carrying on business in the Territory is required to register as a foreign company. Registration is effected upon production of the following documents and particulars to the Registrar of Joint-stock Companies:—

- (a) a certified copy of the certificate of incorporation of the Company;
- (b) a copy of the memorandum and articles of association or similar document defining the constitution of the company;
- (c) a balance sheet containing a statement of assets and liabilities as presented at the last general meeting of the company;
- (d) the name, address and occupation of the person appointed by the company to carry on its business in the Territory;
- (e) the situation of the principal office of the company in the Territory;
- (f) a statutory declaration by the agent of the company verifying the foregoing documents and particulars.

Upon registration the Registrar issues a certificate of registration embodying particulars of the company's name, incorporation, registration, registered agent and principal office in the Territory. A registration fee is also payable at prescribed rates up to a maximum of £75.

The principal companies registered under the *Companies Ordinance 1912-1926* (Papua, adopted) and amendments, at the 30th June, 1962, engaged in the Territory in respect of the principal economic resources, activities and services, are as follows:—

#### *Commercial—*

##### *Incorporated in the Territory—*

- Australia and New Guinea Timbers Limited.
- Banz Motor Industries Limited.
- Barclay Bros. (New Guinea) Limited.
- Barford Limited.
- Bernard Trading Company Limited.
- Bovo Limited.
- Colyer Watson (New Guinea) Limited.
- Commonwealth-New Guinea Timbers Limited.
- Cooper Holdings Limited.
- Cress Constructions Limited.
- F. J. Salisbury Limited.
- Gabriel Achun & Company Limited.
- General Construction (New Guinea) Limited.
- Gillespie Holdings Limited.
- Golden Crust Bakery Limited.
- Guinea Brewery Limited.
- Highland Coffee Mill Limited.

*Commercial—continued.**Incorporated in the Territory—continued.*

Highland Produce Buyers Limited.  
 Ian A. Simpson Limited.  
 Indian and Pacific Ocean Merchants Limited.  
 Island Traders Limited.  
 James Chung and Company Limited.  
 J. F. Leahy Limited.  
 J. L. Chipper & Company Limited.  
 Kainantu Importing Company Limited.  
 Kainantu Produce Company Limited.  
 Kainantu Trading Company Limited.  
 Kainantu Transport Company Limited.  
 Kambala Limited.  
 Karlander New Guinea Line Limited.  
 K. N. Worrall & Company Limited.  
 Kwong Chong Bros. Limited.  
 Lae Buses Limited.  
 Leanda Limited.  
 Lucas Constructions Limited.  
 Lucas & Ducrow (New Guinea) Limited.  
 Macgregor Trading Limited.  
 McFarlan Holdings Limited.  
 Mazda Cars Limited.  
 M. Needham Limited.  
 New Britain Bus Company Limited.  
 New Britain Electric Limited.  
 New Britain Entertainments Limited.  
 New Guinea Confections Limited.  
 N. C. Akehurst Limited.  
 New Guinea Company Limited.  
 New Guinea Finance Limited.  
 New Guinea Tobacco Company Limited.  
 Pacific Holdings Limited.  
 Pacific Island Merchants Limited.  
 Pacific Trading Company Limited.  
 Palmoids (New Guinea) Limited.  
 Paradise Cabs Limited.  
 Rabaul Garage Limited.  
 Rabaul Investments Limited.  
 Ramalnal Trading Company Limited.  
 Repair and Sales Limited.  
 RKM Investments Limited.  
 Robert Gillespie (New Guinea) Limited.  
 Rupertswood Limited.  
 Sepik Timbers Limited.  
 Tang Mow and Company Limited.  
 Territory Timbers Limited.  
 The Bougainville Company Limited.  
 Thompson & Wright Limited.  
 T. J. Watkins (New Guinea) Limited.  
 United Builders Company Limited.  
 W. R. Carpenter (New Guinea) Limited.

*Registered as foreign companies—*

Amalgamated Wireless (Australasia) Limited,  
 incorporated in Australia.  
 Anderson's Pacific Trading Company Limited,  
 incorporated in Papua.

*Commercial—continued.**Registered as foreign companies—continued.*

A.G.C. Pacific Limited, incorporated in Papua.  
 Avis Rent-A-Car System Proprietary Limited,  
 incorporated in Australia.  
 Brian Bell and Company Limited, incorporated  
 in Papua.  
 Burns Philp (New Guinea) Limited, incorporated  
 in Papua.  
 Customs Credit Corporation Limited, incor-  
 porated in Australia.  
 D. C. Watkins Limited, incorporated in Papua.  
 Delta Constructions Limited, incorporated in  
 Papua.  
 Dowsett Engineering (Australia) Proprietary  
 Limited, incorporated in Australia.  
 Hastings Deering (New Guinea) Proprietary  
 Limited, incorporated in Australia.  
 Hooker-Rex Proprietary Limited, incorporated  
 in Australia.  
 N. E. Barnes Trading Company Limited, incor-  
 porated in Papua.  
 Needham & Company Proprietary Limited,  
 incorporated in Australia.  
 Pacific Carriers Limited, incorporated in Hong  
 Kong.  
 Perpetual Trustee Company Limited, incorpo-  
 rated in Australia.  
 Standard-Vacuum Proprietary Limited, incorpo-  
 rated in Australia.  
 Stewardson Bros. Limited, incorporated in  
 Papua.  
 The B.N.G. Trading Company Limited, incor-  
 porated in Papua.  
 The Shell Company of Australia Limited, incor-  
 porated in England.  
 Vacuum Oil Company Proprietary Limited,  
 incorporated in Australia.

*Plantations—**Incorporated in the Territory—*

Arabica Coffee Limited.  
 Asaro Coffee Estates Limited.  
 Bali Plantation Limited.  
 Belik Plantations Limited.  
 Bindon Plantations Limited.  
 Choiseul Plantations Limited.  
 Clarens Estates Limited.  
 Coconut Products Limited.  
 Consolidated Plantations Limited.  
 Cooper Plantations Limited.  
 Cottee's Passiona (New Guinea) Limited.  
 Dylup Plantations Limited.  
 Edgell & Whitley Limited.  
 Garua Plantations Limited.  
 Gilalum Plantation Limited.  
 H. & H. Bode Limited.  
 Highland Plantations Limited.  
 Highland Products Limited.

*Commercial—continued.**Incorporated in the Territory—continued.*

Island Estates Limited.  
 Kami Coffee Estates Limited.  
 Kinjibi Holdings Limited.  
 Kokopo Cocoa Limited.  
 Korfena Plantations (New Guinea) Limited.  
 Korgua Farming & Trading Company Limited.  
 Kulon Plantations Limited.  
 Macquarie Investments Limited.  
 Makurapau Estates Limited.  
 Mala Coffee Factory Limited.  
 Mangarah Limited.  
 Mount Hagen Coffee Estates Limited.  
 Native Marketing and Supply Service Limited.  
 New Britain Plantations Limited.  
 New Guinea Plantations Limited.  
 New Hanover Plantations Limited.  
 New Ireland Plantations Limited.  
 Ngafir Plantation Limited.  
 Norikori Coffee Limited.  
 Notre Mal Plantation Limited.  
 Pacific Industries Limited.  
 Pacific Tobacco & Development Company Limited.  
 Plantation Holdings Limited.  
 Roka Coffee Estate Limited.  
 Seeto Kui & Sons Limited.  
 Sibil Holdings Limited.  
 Symco Limited.  
 Tabar Plantations Limited.  
 Territory Development Company Limited.  
 The Buka Plantations & Trading Company Limited.  
 Tokua Plantation Limited.  
 Tovarur Plantations Limited.  
 Upego Company Limited.  
 Wau Coffee Estates Limited.

*Registered as foreign companies—*

Cadbury-Fry Pascall Proprietary Limited, incorporated in Australia.  
 Dolarene Proprietary Limited, incorporated in Australia.  
 MacRobertson Proprietary Limited, incorporated in Australia.

*Airline—**Incorporated in the Territory—*

Gibbes Scpik Airways Limited.  
 Island Transport (New Guinea) Limited.  
 Mandated Airlines Limited.

*Registered as foreign companies—*

Australian National Airways Proprietary Limited, incorporated in Australia.  
 Papuan Air Transport Limited, incorporated in Papua.

*Mining and Oil—**Incorporated in the Territory—*

Gold and Power Limited.  
 New Guinea Consolidated Mining Company Limited.  
 New Guinea Industries Limited.

*Registered as foreign companies—*

Atlantic Union Oil Company Proprietary Limited, incorporated in Australia.  
 Banno Development Company Limited, incorporated in Papua.  
 Bulolo Gold Dredging Limited, incorporated in Canada.  
 Enterprise of New Guinea Gold and Petroleum Development No Liability, incorporated in Australia.  
 Enterprise Exploration Company Proprietary Limited, incorporated in Australia.  
 Esso Standard Oil (Australia) Proprietary Limited, incorporated in Australia.  
 New Consolidated Goldfields (Australasia) Proprietary Limited, incorporated in Australia.  
 New Guinea Goldfields Limited, incorporated in Australia.

*Insurance—**Incorporated in the Territory—*

Island Produce Insurance Company Limited.

*Registered as foreign companies—*

A.M.P. Fire and General Insurance Company Limited, incorporated in Australia.  
 Australian and Eastern Insurance Company Limited, incorporated in Australia.  
 Australian Mutual Provident Society, incorporated in Australia.  
 Harvey Trinder (New Guinea) Limited, incorporated in Australia.  
 Queensland Insurance Company Limited, incorporated in Australia.  
 T. & G. Fire and General Insurance Company Limited, incorporated in Australia.  
 The Australasian Temperance & General Mutual Life Assurance Society Limited, incorporated in Australia.  
 The Fire and Accident Insurance Company of Australia Limited, incorporated in Australia.  
 The Hanover Insurance Company, incorporated in America.  
 The Indemnity Marine Insurance Company Limited, incorporated in England.  
 The M.L.C. Fire and General Insurance Company Limited, incorporated in Australia.  
 The Mutual Life and Citizens Assurance Company Limited, incorporated in Australia.  
 The National Mutual Life Association of Australasia Limited, incorporated in Australia.  
 The State Assurance Company Limited, incorporated in England.



*Commercial—continued.**Registered as foreign companies—continued.*

- The Yorkshire Insurance Company Limited, incorporated in England.
- Union Assurance Society of Australia Limited, incorporated in Australia.

*Banking—**Registered as foreign companies—*

- Australia and New Zealand Bank Limited, incorporated in England.
- Bank of New South Wales, incorporated in Australia.
- The National Bank of Australasia Limited, incorporated in Australia.
- The National Bank Savings Bank Limited, incorporated in Australia.

Companies incorporated in the Territory or registered as foreign companies during the period 1st July, 1961, to 30th June, 1962, were as follows:—

*Commercial—**Incorporated in the Territory—*

- Banz Motor Industries Limited.
- Cooper Holdings Limited.
- Cress Constructions Limited.
- Golden Crust Bakery Limited.
- Highland Coffee Mill Limited.
- Highland Produce Buyers Limited.
- Ian A. Simpson Limited.
- Island Traders Limited.
- J. F. Leahy Limited.
- Kainantu Importing Company Limited.
- Kainantu Produce Company Limited.
- Kwong Chong Bros. Limited.
- Lae Buses Limited.
- Leanda Limited.
- Lucas Constructions Limited.
- MacGregor Trading Limited.
- Mazda Cars Limited.
- New Britain Bus Company Limited.
- New Britain Electric Limited.
- New Guinea Confections Limited.
- Paradise Cabs Limited.
- Ramalmal Trading Company Limited.
- RKM Investments Limited.
- Sepik Timbers Limited.
- W. R. Carpenter (New Guinea) Limited.

*Registered as foreign companies —*

- Avis Rent-A-Car System Proprietary Limited, incorporated in Papua.
- Brian Bell and Company Limited, incorporated in Papua.
- D. C. Watkins Limited, incorporated in Papua.
- Delta Constructions Limited, incorporated in Papua.
- Dowsett Engineering (Australia) Proprietary Limited, incorporated in Australia.

*Commercial—continued.**Registered as foreign companies—continued.*

- Hooker-Rex Proprietary Limited, incorporated in Australia.
- L. J. Hooker Limited, incorporated in Australia.
- N. E. Barnes Trading Company Limited, incorporated in Papua.
- Perpetual Trustec Company Limited, incorporated in Australia.
- Standard-Vacuum Proprietary Limited, incorporated in Australia.
- Stewardson Bros. Limited, incorporated in Papua.

*Plantations—**Incorporated in the Territory—*

- Asaro Coffee Estates Limited.
- Bindon Plantations Limited.
- Choiseul Plantations Limited.
- Cooper Plantations Limited.
- Gilalum Plantation Limited.
- H. & H. Bode Limited.
- Kulon Plantations Limited.
- New Britain Plantations Limited.
- New Guinea Plantations Limited.
- New Hanover Plantations Limited.
- New Ireland Plantations Limited.
- Sibil Holdings Limited.

*Mining and Oil—**Registered as foreign companies—*

- Atlantic Union Oil Company Proprietary Limited, incorporated in Australia.
- Banno Development Company Limited, incorporated in Papua.
- Enterprise Exploration Company Proprietary Limited, incorporated in Australia.
- Eso Standard Oil (Australia) Proprietary Limited, incorporated in Australia.

*Insurance—**Registered as foreign companies—*

- Australian and Eastern Insurance Company Limited, incorporated in Australia.
- T. & G. Fire and General Insurance Company Limited, incorporated in Australia.
- The State Assurance Company Limited, incorporated in England.

*Banking—**Registered as foreign companies—*

- The National Bank Savings Bank Limited, incorporated in Australia.

*Association not for gain—**Incorporated in the Territory—*

- Bismarck Archipelago and Bougainville Aero Club.

*Registered as foreign companies—*

- Evangelical Bible Mission, incorporated in America.

### Co-operatives.

Co-operatives are under the supervision and guidance of the Registry of Co-operatives now within the Department of Trade and Industry, but previously within the Department of Native Affairs, and trained staff are stationed in all districts.

Three classes of societies are recognized—societies registered under the *Co-operative Societies Ordinance 1950*; societies registered under the *Native Economic Development Ordinance 1951-1952*; and unregistered societies. All societies operate on accepted co-operative principles, but their classification is related to the degree to which they are capable of managing their own affairs without Administration supervision and help.

Organizations are divided into two main categories: primary and secondary. The primary organizations consist of marketing or consumer retailing bodies dealing directly with individual members. A society which combines both these activities is termed a dual purpose primary. There is also one credit society, the Kuanua Thrift & Building Society, particulars of which are given below.

Secondary organization is represented by associations of societies, formed to achieve an amalgamation of purchasing power in retail consumer store operation and marketing volume in relation to agricultural production, and to concentrate capital to facilitate the purchase of such large assets as shipping, land transport, agricultural machinery, etc. The association performs for its component societies various functions which the individual societies cannot themselves perform as adequately or economically. The allotment of functions to a secondary body is decided in the light of particular local circumstances and it is an established principle that the association remains the servant of the societies and that societies should not become branches of the association.

There are 119 primary societies and 6 associations representing 99 member societies. Of the primary societies 18 are single purpose and 101 dual purpose compared with 16 and 85 respectively in 1960-61. Particulars of societies and associations and other statistical data are given in Appendix XIV.

Capital of the societies increased by £43,022 to £356,060, membership increased by 3,276 to 55,835 and turnover decreased by £59,440 to £641,369. Rebates paid to members totalled £42,730 compared with £50,592 for the previous year. Decreases in all classes of turnover and rebates resulted mainly from the depressed world prices for copra.

In some cases members still need to give stronger support to their societies and there is room for further improvement in production and efficiency. Such problems as the illegal extension of credit, uneconomic dealing and a lack of understanding of world market fluctuations which have hampered expansion of the co-operative movement in the past are still present. Efforts are being made, through the educational programme, to

promote more informed member participation, which in turn will bring about greater managerial skill in production and marketing efficiency.

Registered co-operative societies are eligible to obtain loans of up to £5000 under the *Native Loans Fund Ordinance 1955-1960* and no societies have yet found it necessary to negotiate for loans and overdrafts with commercial banking institutions.

The Kuanua Thrift and Building Society, which was formed in 1959 as a pilot project in co-operative thrift and credit to encourage saving by a small group of people in regular employment, is now in its fourth year. Members contribute £2 each a month and cannot take out loans until two years from the date of their first deposit. So far members have not found it necessary to borrow from the society, which is continuing to invest its funds in suitable securities as a means of earning income. The society now has a membership of 19 and had accumulated funds amounting to £356 for the year ended 31st March, 1962, making a total of £1,026. This society is to be deregistered under the *Native Economic Development Ordinance 1951-52* and registered under the *Savings and Loan Societies Ordinance 1961*, which is not administered by the Registry of Co-operative Societies.

A delegation, including the first indigenous woman representative, attended the Congress of Queensland Co-operatives in 1962 as in previous years, and in May-June, 1962, two indigenous co-operative officers, from the Trust Territory attended a joint Food and Agriculture Organization—South Pacific Commission course at Suva, Fiji, on co-operative principles, accounting procedures and co-operative law.

A conference of co-operative officers was held at the Co-operative Education Centre and attended by 34 officers.

*Supervision and Consolidation*—The supervision of co-operatives is organized in two regions—New Guinea Mainland, with an Assistant Registrar at Madang, and New Guinea Islands, with an Assistant Registrar at Rabaul.

Administration supervision will be needed for many years to overcome the problems involved and to ensure the stability of existing societies and the development of the movement generally.

Throughout the year visits of inspection were made by staff of the Registry of Co-operative Societies for purposes of supervision, guidance and audit. Considerable attention was given to consolidation, improvement of capital structure, and increasing the self-reliance of members.

In the Gazelle Peninsula of New Britain there was further improvement in the attitude of members and their confidence in the movement and societies continues to increase. Societies in the Kandrian and Talasea Sub-Districts also continued to make good progress. During the year investigations were made into the establishment of small cocoa fermentaries operated by societies.

The Bougainville District continues to progress with the erection of new buildings for the Association and societies.

The New Ireland District is undergoing a re-organization, the large unwieldy societies with two or more branch stores being split into smaller and more dynamic individual units.

In the Madang District illegal practices such as credit giving and theft are impeding the progress of co-operatives. Directors and employees are subjected to traditional pressures involving social obligations which are contrary to accepted commercial practice. Orientation courses for office-bearers are being held to help boards of directors to control employees more efficiently. The overall situation is static except for a co-operative society on the Ramu River, which has begun marketing crocodile skins and shows promise for the future.

In the Manus District there was considerable improvement during the year in the people's understanding of co-operative techniques and modern business methods. Negotiations were completed for the purchase by one society of a freehold plantation and arrangements are being made for the working of another on a royalty basis.

Progress was also made in the Sepik District. At Angoram a large co-operative was formed to market copra, supply retail goods and buy crocodile skins.

In the Morobe District co-operative activity, which is still in its early stages, is mainly centred on Finschhafen, where commercial production has considerable possibilities. The Society at Finschhafen has a large membership (6,692) and will be re-organized as soon as possible. During the year a group of European peanut producers established a co-operative at Lae. Surveys of economic potential were also made in the District.

*Co-operative Education.*—The Co-operative Education Centre at Port Moresby is administered by a Board of Trustees consisting of two European officers of the Administration and two indigenous representatives. The teaching staff is provided by the Administration, which also meets the boarding expenses of students. Societies pay the pocket money for students nominated by them. There is a noticeable pride of ownership among societies in relation to this school and members take an active interest in their nominated students.

Instruction given at the Education Centre covers formal training for inspectors, secretaries and storemen as well as simpler explanations of such book-keeping and business practices as the preparation of trading accounts and balance-sheets. Storemen's courses are also held at Kavieng and Madang.

The entrance qualifications for inspectors and secretaries is Standard 8 or above and the course lasts about five months. Trainees are coached in all aspects of commercial bookkeeping with special emphasis on the records required by both secondary co-operative organizations and their component primary societies. They also receive a full explanation of co-operative principles and their application, co-operative legislation and the rules of registered organizations. Forty students from the Trust Terri-

tory of New Guinea attended courses at the Centre during the year; 12 attended the Storeman's Course, 12 the Advanced Storeman's Course, 11 the Inspectors' and Secretaries' Course and 5 the Advanced Inspectors' and Secretaries' Course. In addition 52 students completed storeman's courses at Madang and Kavieng.

Storemen's courses are of approximately six weeks' duration and cover basic documentation for the purchase of produce and the sale of goods, and simple accounting.

## CHAPTER 2.

### COMMERCE AND TRADE.

#### *General.*

The commercial life of the Territory is based mainly on the production and sale of primary products and the importation of manufactured goods, including foodstuffs.

The indigenous people are almost wholly self-sufficient in food and domestic requirements, but as a result of the Administering Authority's efforts to improve standards of nutrition, health and village hygiene and the general standard of living, new demands are constantly arising. These are met through various channels, including indigenous co-operatives in areas where there is close contact with the Administration and where cash crops and trading have been introduced. Provision for the education of officers and employees of the co-operative societies is made at the Co-operative Education Centre, Port Moresby. Particulars of co-operative activities are given in Chapter 1 of this Section and in Appendix XIV. Markets exist throughout the Territory and the indigenous inhabitants are able to participate in trade to a greater degree as the range of products extends and transport facilities are improved. Loans under the Native Loans Fund Ordinance are available for assistance in commercial ventures provided the Native Loans Board is satisfied with the purpose for which the loan is sought and the borrower's prospects of success.

The bulk of commerce and trade activities in the Territory are conducted by European enterprise. There has been, however, an increase in the purchasing and marketing power of the co-operative associations. The Division of Business Training and Management, Department of Trade and Industry, has taken steps to promote the interest of Papuans in company and individual enterprises by advising interested parties and giving courses to selected personnel at the Co-operative Educational Centre at Konedobu. Particulars of companies, trading establishments and enterprises are given in Appendix VII.

Distribution is normally through wholesale and retail traders at the main ports and centres or through small stores and by mail orders in the more scattered settlements. There is also some direct trade between private individuals in the Territory and business houses in Australia.

There is no restriction on the distribution of food-stuffs, piece goods or essential commodities in the Territory.

Provision exists under the *Prices Regulation Ordinance* 1949 for the regulation of prices. Maximum prices have been declared only for certain foodstuffs and petroleum products, tobacco and cigarettes, sawn timber and taxi fares. As there is no shortage of essential commodities and their distribution is adequately catered for by normal commercial channels, no special measures for their allocation are needed.

#### External Trade.

The Administration encourages the development of crops for which market prospects are considered to be good. Copra, the staple export product, is marketed by the Copra Marketing Board, the constitution and functions of which are described in Chapter I of this Section.

Produce from the Territory imported into Australia receives preferential tariff treatment and all New Guinea produce is exempt from Australian primage duty.

Apart from freight subsidies to encourage the importation of good quality cattle there are no direct or indirect subsidies designed to stimulate imports or exports of any particular category.

The Administration publishes quarterly and annually an overseas trade bulletin which shows the details of

exports and imports by quantity, value and country, classified in accordance with the Standard International Trade Classification. Imports and exports to and from the Trust Territory are recorded separately.

The following figures show the trend in the value of trade over recent years:—

Year.	Total Trade.	Imports.	Exports.
	£(a)	£(a)	£(a)
1956-57 .. ..	21,333,234	(b) 11,020,742	10,312,492
1957-58 .. ..	21,173,928	(b) 11,545,880	9,628,048
1958-59 .. ..	24,630,505	(b) 11,938,628	12,691,877
1959-60 .. ..	27,584,710	12,622,354	14,962,356
1960-61 .. ..	29,520,041	16,803,152	12,716,889
1961-62 .. ..	28,859,816	16,078,490	12,781,326

(a) The valuations ascribed to imports and exports (which are quoted on an f.o.b. basis) are not comparable with those quoted in the 1954-55 and earlier reports.

(b) Revised to include outside packages.

The following table shows the quantity and value of the principal exports for 1961-62 and increases and decreases in value by comparison with 1960-61:—

Commodity.	Quantity.	Value.	Increase.	Decrease.
		£	£	£
Cocoa beans .. ..	9,902 tons	1,960,436	324,376	..
Coffee beans .. ..	3,409 tons	1,546,263	452,159	..
Coconut meal and cake .. ..	11,506 tons	260,474	..	23,563
Coconut oil .. ..	19,627 tons	1,969,389	..	391,387
Copra .. ..	59,381 tons	3,664,845	..	415,745
Gold (unrefined) .. ..	..	717,596	37,372	..
Crocodile skins .. ..	..	123,607	47,027	..
Passion fruit pulp and juice .. ..	220 tons	89,002	32,053	..
Peanuts .. ..	2,202 tons	303,866	25,175	..
Shell—				
Green snail .. ..	16 tons	6,877	323	..
Trochus .. ..	138 tons	21,712	..	6,161
Timber—				
Logs .. ..	1,691,875 super ft.	41,208	633	..
Sawn .. ..	2,700,250 super ft.	187,862	..	32,059
Veneer .. ..	5,051,675 sq. ft.	31,574	..	6,477
Plywood .. ..	26,358,201 sq. ft.	935,100	69,490	..

#### Customs Duties.

No customs union exists with the metropolitan country and no preferences on imported goods are given in the Customs Tariff of the Territory.

Customs duties are imposed on imports in accordance with the *Customs Ordinance* 1951-1959 and the Customs Tariff 1959-1962.

A Tariff Advisory Committee furnishes recommendations on applications for variation of the import tariff and such other matters relating to the duties of customs as are referred to it.

The *Customs Tariff* 1959 was amended on 19th September, 1961, to provide for increased rates of duty on goods in the luxury or non-essential category, such as,

aerated waters, beer, spirits, cameras, phonographs, wireless receiving sets, confectionery, printing paper, stationery and motor cars.

#### Import Restrictions.

All import licensing in the Territory was abolished as from 1st September, 1959.

#### Export Licences.


The *Export (Control of Proceeds) Ordinance* 1952 prohibits the exportation of any goods to places other than the Commonwealth of Australia or any Territory of the Commonwealth unless a licence is in force and its terms and conditions (if any) are complied with. The ordinance is designed to ensure the receipt into the banking system of all proceeds of overseas transactions. No fees are imposed for the issue of licences.




Coconut plantation owned by indigenous planter, near Rabaul.



Commonwealth Bank, Lae.



Administration Experimental Tea Plantation, Garaina.



The Administration Stud Piggery, Goroka.

## CHAPTER 3.

## LAND AND AGRICULTURE.

## (a) LAND TENURE.

*Land Legislation.*

The principal legislation governing the administration of land consists of the *Land Ordinance 1922-1961*, the *Lands Acquisition Ordinance 1952*, the *Lands Acquisition (Town Planning) Ordinance 1949*, the *Lands Registration Ordinance 1924-1955*, the *New Guinea Land Titles Restoration Ordinance 1951-1955*, the *Native Land Registration Ordinances 1952* and the *Transfer of Land Control Ordinance 1951*.

Under the last-mentioned ordinance no transfer of any interest in land can take place without the Administrator's consent. The provisions of the other ordinances mentioned are briefly indicated below.

The Land Ordinance was amended in 1960 to place indigenous persons on an equal footing with non-indigenous persons with regard to dealings in non-native land. The Administration retains ample power under the Transfer of Land Control Ordinance to prevent any attempt at exploitation of indigenous persons which might arise in consequence.

A Bill for a new land ordinance, which consolidates the provisions of the *Land Ordinances* of the Territory of Papua and the Trust Territory of New Guinea and also incorporates provisions at present contained in the *Lands Acquisition Ordinance 1952* and the *Transfer of Land Control Ordinance 1951*, was introduced at the March 1962 session of the Legislative Council. The Bill also contains a provision to enable Administration land to be declared native land.

Under the Bill all land in the Territory which is not native-owned land or land which has been the subject of a grant from the Administration is deemed to be Administration land. Land which is to be regarded in law as Administration land solely by virtue of that provision may not be dealt with, however, until there has been an investigation by the proposed Land Titles Commission (see below under 'Land Ownerships') to ascertain whether there are any customary interests in that land.

The provisions in the Bill under which the Administration may acquire land, whether by agreement or compulsory process, apply to all land, including native land. Provision is made for compensation in all cases, to be paid to the owners of the acquired land. If agreement is not reached on the amount of compensation between the owners and the Administration, the matter may be settled either by Arbitration or by the Supreme Court.

Special provisions are included to ensure that the owners of native land are informed of any notice given under ordinance which affects their land.

Two associated bills were also introduced—The Survey Bill which provides for the licensing of surveyors and the conduct of authorized surveys; and the Real Property

(Registration Leases) Bill, which is designed to increase certainty in land tenure by allowing registrable Administration leases to be issued "subject to survey" thus expediting the issue of registered leases.

The Legislative Council also considered a Water Resources Bill which is designed to control the use of water, assist the exploitation of hydro potential and prevent erosion and soil degeneration in catchment areas.

*Classification of Land.*

Lands in the Territory are classified as follows:—

- (a) native-owned land;
- (b) freehold land;
- (c) Administration land, including land leased to indigenous and non-indigenous inhabitants; and
- (d) ownerless land.

*Native-owned Land.*

Native-owned land may be defined as land which is owned or possessed by an indigenous person or community by virtue of rights of a proprietary or possessory kind which belong to that individual or community and arise from and are regulated by native custom.

The importance of land to the indigenous people and the necessity for protecting their ownership rights have always been recognized by the Administering Authority. Provisions to protect these rights and regulate dealings in land are included in all the land laws of the Territory.

All unalienated land is regarded as native-owned until it has been demonstrated by prescribed procedures that it is unoccupied and unclaimed. This is designed to protect the interests of the indigenous inhabitants until such time as the position regarding ownership of land is clarified by the Native Land Commission. Any land of which there are no owners, or where ownership cannot be proved to the satisfaction of the Commission, will be possessed by the Administration.

*Native Land Registration.*—Provision for the investigation and recording of rights and interests in land is contained in the *Native Land Registration Ordinances 1952*, which require the Native Land Commission to inquire into and determine what land is the rightful and hereditary property of indigenous individuals or communities by native customary right and those by whom, and the shares in which, that land is owned.

Proceedings under the Ordinances are initiated either by the Commission itself or by claimants applying to the Commission. The Ordinances also provide for the registration of the Commission's decisions by the Registrar of Titles and for the survey, by a qualified surveyor, of the boundaries of land determined by the Commission. The owners of the land may be required to mark off the boundaries and to maintain them until the survey has been made.

The policy is first to complete registration of land in those districts where the main agricultural development has

taken place, e.g., New Britain, Morobe, Madang, Bougainville and New Ireland, and in the densely populated areas of the highlands.

*Acquisition of Native-owned Land.*—The most important safeguards to the land ownership rights of the indigenous people are that no land can be acquired from the native owners except by the Administration, and the Administration in no case assumes title to any land unless that land is found, on detailed investigation, to be ownerless, or the consent of the owners has been freely obtained by the Administration.

As "Administration land" is, in effect, a reserve of public lands and there is no transfer of ownership of Administration land in fee simple, the acquisition of native-owned land by the Administration does not deprive the people of that land, which will eventually come under the control of whatever political entity ultimately emerges in the Territory.

The acquisition of land from native owners is supervised by the Department of Lands, Surveys and Mines which consults with the Departments of Native Affairs, Health, Agriculture, Stock and Fisheries and Forests, in regard to the present and prospective needs of the indigenous people and the best economic use for any land acquired.

The procedures adopted with regard to the acquisition of native-owned land are designed to ensure that it can be acquired without detriment to the indigenous community concerned either in the present or foreseeable future.

Before assessing the area of land required by a community to meet its present and future needs the Administration makes an investigation to determine ownership according to native custom, the arable area owned by the community and population trends. Consideration is also given to the subsistence pattern—whether it is entirely agricultural or includes collecting, hunting or fishing, and to what extent the pattern has been modified by the introduction of new foods, cash-cropping, and improved agricultural techniques; to the ecological factors obtaining in the area; and to the probable future economic advancement of the people. The latter aspect involves estimating the rate at which their capacity to undertake greater responsibility in land management and utilization is likely to develop.

All land to be purchased is valued by a qualified valuer and his assessment forms the basis for the price offered by the Administration. The price for rural land is based on agricultural or pastoral potential, accessibility and terrain. The price for urban land varies according to demand and locality.

The Administration may grant leases of Administration lands under certain conditions and limitations as to time. No lease is granted, however, unless the Administration is satisfied that the grant will not be detrimental to the interests of the indigenous population.

*Land Inheritance.*—There is great variation throughout the Territory in the nature of customary ownership of land. In most areas some rights remain in the land-holding group, and individuals within the group have limited rights of use, either for life or for a shorter period. Thus, the normal system, with very few exceptions, by which rights of ownership in land use are acquired is by birth into a land-holding group. The transfer of rights between individuals by sale and purchase appears to have been unusual in the past, but the practice is at present an established custom in some localities and is increasing in those localities in which it exists.

Adoption of a child (or sometimes an adult) may at times provide another example of deviation from the principle that land rights are acquired through birth. An individual is usually accepted as standing to adopted parents in the full relationship of a child actually born to them, and thus acquires all the rights which a community's customary land laws might allot to such a child. Adoption often involves the consent and approval of the kinship groups of one or both of the adopting parents. In the case of an individual adopted from outside the kinship group his enjoyment of land rights is likely to be dependent on whether or not the group in general has agreed to the adoption.

In some areas in the past communities were driven off their land by warfare, but, though warfare was formerly fairly general throughout the Territory, acquisition of land by conquest does not appear to have been general. The usual pattern of warfare involved raids with the subsequent return of the conquering group to its own lands. The highlands districts provide an exception to this pattern and in many parts of those areas acquisition of land by conquest was common.

Although customary rights over land are generally acquired through birth, the details of inheritance systems vary greatly from place to place and can be understood only after examination of variations in kinship organization and differences in the emphasis placed on descent lines. A large number of the Territory's communities are organized into groups based on one or the other of the two forms of unilateral descent. In communities in which patrilineal descent is emphasized, land rights are inherited through the father; in those where matrilineal descent is emphasized, inheritance is through the mother. Where both men and women are recognized as land-owners, inheritance is through either a father or mother, or both.

Rights in land owned in common by members of kinship or descent groups are acquired by the individual at the time of birth and their acquisition is not dependent on the death of a previous owner.

Generally, the system of succession to land rights is followed with some rigidity in each community and custom does not vary according to individual wishes. It would not, for example, normally be possible for an individual to leave his land rights to a person outside his



kinship group without the previous procedure of adoption and the kinship group's acceptance of the person concerned as one of its members. Also, within the group, an individual does not usually have scope to decide how his property rights are to be divided amongst customary heirs.

In some areas, however, a desire for change is developing. For example, in communities in which inheritance is based on matrilineal descent, an increasing number of men are coming to want their own children to succeed to their land rights. Again, it is natural for progressive individuals who have planted perennials or made other improvements to their land to hope to be able to pass rights to such improvements to their own children as individuals rather than as members of a group.

*Land Ownership.*—House sites in villages and hamlets are allotted to individual heads of families except in cases where such community buildings as "Men's Houses" exist, the latter being the joint property of extended families, lineages or clans. In the case of individual family houses allotment of sites usually involves the grouping together of the homes of members of a descent group.

Land used for gardening is in some places individually owned, but in others garden areas are the common property of descent groups, such as lineages or clans, within the community. In the latter case particular garden plots for each family may be allotted seasonally by agreement of all members of the owning group, and no individual or family would have a specific claim to any particular portion of the group-owned land.

Where group ownership of garden lands exists there are gradations, based on seniority, in the degrees of influence of various members of the group and consequently variations among them in degrees of control of land. At times it may be possible to discern some one person who clearly has the greatest amount of control in the group-owned area, but he is more in the nature of the chief spokesman in land matters and behind him are a number of other people who must also be considered as the owners.

In some communities individually owned and group-owned garden land can be found side by side. For example, bush land newly cleared for a garden for the first time may be considered the property of those organizing the clearing, while the older garden areas are recognized as the joint property of members of the kinship.

Hunting and collecting lands outside the garden areas are usually common property not of a kinship group but of local groups such as villages. Similarly fishing and other rights over reefs and water are owned in common by those who have, by birth, the right to reside in a particular village.

At times, it is necessary to distinguish between ownership of land and ownership of what is on land. It frequently happens that permission is given to people to plant useful trees and palms on land other than their own and native customary law recognizes such trees and palms as continuing to belong to the planters and their heirs.

The Administering Authority is aware that customary forms of land tenure do not provide a satisfactory basis for economic progress as they frequently lack the degree of flexibility needed to encourage land development by the more enterprising individuals in the community. For such persons, whether operating as individuals or groups, a system which gives a clear and transferable title to the land and will thus enable the value of improvements to be realized, either through mortgage or sale, is likely to provide greater incentives for progress. Close study has therefore been given to measures which will give the greatest possible opportunity for land development by the indigenous people consistent with respect for their wishes in relation to their land customs.

The following broad principles have now been adopted as the basis of policy:—

- (1) The ultimate and long-term objective is to introduce throughout the Territory a single system of land-holding regulated by the Territorial Government by statute, administered by the Department of Lands, Surveys and Mines of the Territorial Government, and providing for secure individual registered titles after the pattern of the Australian system.
- (2) Only the Territorial Government (i.e. the Administrator working through the Department of Lands, Surveys and Mines and the Registrar of Titles) may issue and register land titles.
- (3) Land subject to native custom remains subject to native custom only until it is taken out of custom either by acquisition by the Administration or by a process, to be provided for by ordinance of the Territory, of conversion of title to an individual registered title.
- (4) Upon either acquisition or conversion of title compensation is to be provided in respect of extinction of rights under native custom.
- (5) Land held under native custom may not be acquired outside native custom by other than the Administration.
- (6) For the time being land may not be acquired by the Administration unless the indigenous owners are willing to sell and in the opinion of the Administration the land is not required by them; and conversion of title from native custom to individual registered title may take place only if the majority of those interested in the land under native custom consent to conversion and the method of conversion.
- (7) The services of Native Land Commissioners are to be used as a first priority on investigations into claims by the Administration that land is ownerless and may therefore be declared Administration land, on investigation into the ownership under native custom of land proposed to be acquired by the Administration,

on settlement of disputes about the ownership of land held under native custom, and, when legislative provision has been made, on investigations into the rights held under native custom in land proposed to be converted to individual registered title. The aim is that all the time of the Commissioners should be taken up with this work. To the extent that at any time it is not, the Commissioners should continue investigations into the holding of land under native custom; the results of such investigations are to be recorded for use in connexion with future acquisitions or conversions of title, but are no longer to be registered.

Some of the legislation to give effect to the above proposals for conversion of title from native customary tenure to individual registered title was introduced at the June, 1962, meeting of the Legislative Council.

The Bills introduced were—

- Land Titles Commission Bill 1962;
- Registration of Land (Communally Owned Land) Bill 1962;
- New Guinea Land Titles Bill 1962; and
- Native Land Registration Ordinances Repeal Bill.

These Bills were taken to the second reading stage and adjourned to the next meeting.

The object of these Bills is to establish a Land Titles Commission and to transfer to it the functions now vested in the Native Land Commissioners and the Commissioner of Titles. The jurisdiction of the Commissioner of Titles is to be exercised by the Chief Commissioner of the Land Titles Commission.

The Land Titles Commission Bill provides for the Land Titles Commission to determine questions of ownership in relation to native land. It also provides for the systematic adjudication of the ownership of native land. This will make possible the repeal of the *Native Lands Registration Ordinance 1952*. The findings of the Land Titles Commission in respect of the ownership of native land not converted to individual title are to be entered in a Register of Communally Owned Land which the Registration of Land (Communally Owned) Land Bill seeks to establish.

*Land Use.*—Land use must often be distinguished from ownership. Members of many communities are likely not to be particularly rigid when it comes to allowing others temporary or seasonal use of the land, though they are very firm indeed when the matter of actual ownership arises. At times a people's garden system itself means that the majority each season will be gardening on land other than their own. In some communities, it is the practice for all gardens to be made within a common fence on land owned by a few individuals or kinship groups, but used for a season by a large number of families. In subsequent years gardens will be made on the land of other individuals or other descent groups.

Methods of land use employed by the native people are described in Part (b)—Agricultural Products—of this chapter under the heading *Cultivation Methods and Techniques of the Indigenes*.

#### *Freehold Land.*

Although the *Land Ordinance 1922-1961* makes provision for the granting of land in fee simple, it is the policy of the Administration to grant only leasehold tenures. Of the freehold land in New Guinea, which was alienated almost entirely during the period preceding Australian Administration, present information shows that approximately 541,220 acres are held by non-indigenous inhabitants. This figure, however, is subject to revision as more information becomes available. In some areas it seems probable that a certain amount of alienation had taken place before 1942 but records do not disclose ownership and clarification of the position must therefore await the findings of the Commissioner of Titles.

#### *Administration Land.*

This comprises—

- (a) land to which the Administration succeeded in title following the acceptance of mandatory powers by the Commonwealth Government after World War I;
- (b) land purchased by the Administration;
- (c) land acquired by the Administration for public purposes; and
- (d) land taken possession of by the Administration where, upon inquiry, there appears to be no owner of the land.

The *Land Ordinance 1922-1961* regulates the dealing with Administration land. Under this Ordinance the Administrator is empowered to grant leases and licences of various types. Applications for leases are first considered by a Land Board, established under the Ordinance and consisting of a chairman, deputy chairman and one other member, together with such other members as the Administrator may consider it necessary to appoint to act in relation to land in particular localities.

The principal types of lease which may be granted are—

- (a) Agricultural leases for any period not exceeding 99 years and subject to conditions relating to cultivation.
- (b) Pastoral leases for any period not exceeding 99 years and subject to stocking conditions.
- (c) Leases of town allotments for business and residence purposes for which the maximum term is 99 years. These leases incorporate improvement conditions requiring the erection and maintenance of buildings.
- (d) Business and residence leases outside town areas. The maximum term is 99 years. Improvement conditions are applied to this type of lease.

- (e) Special leases, with conditions appropriate to the purpose of the lease and having a maximum term of 50 years, which may be extended to 99 years at the discretion of the Administrator.
- (f) Mission leases which may be granted free of rent for the erection of buildings required for mission purposes. The maximum area for these leases is 5 acres and term 99 years. The buildings must be erected within three years and kept in good repair during the currency of the lease.

Licences to occupy Administration land may also be issued for various purposes. They remain in force for a period not exceeding one year and are subject to such conditions as may be prescribed.

The Land Development Board, details of which are given below, examines land available for agricultural and pastoral development and prepares a land-use plan dividing the land into areas of a size suited to the best use of the land. Agricultural and pastoral leases are granted in accordance with the land-use plan.

Land totalling 363,057 acres is held under leasehold tenure by lessces outside the Administration mostly for agricultural and pastoral purposes. Of this total 9,587 acres were leased during the year. In addition, 52 allocations totalling 1,105 acres were made to various Administration authorities.

Details of the numbers and areas of the various types of lease in force are given in Table 2 of Appendix VIII.

*Transfer of Alienated Land to Indigenous Inhabitants.*—Any indigenous person or group of indigenous people may apply for land in accordance with the requirements of the Land Ordinance. Any such applications will be considered by the Land Board on their merits.

Special settlement areas with lower building covenants exist in Lae, Madang, Kavieng, Lorengau, Goroka and Wau.

A total of 5,894 acres of previously alienated land has been leased to individual indigenous inhabitants or corporate bodies controlled by indigenous people, as follows:—

<i>Agricultural Leases—</i>	Acres.
Various native local government councils and native societies .. .. .	2,140
Individual indigenous inhabitants .. .. .	3,371
<i>Special Leases—</i>	
Various councils, societies, individuals .. .. .	323
<i>Leases in Towns—</i>	
74 leases .. .. .	34
<i>Business Leases—</i>	
31 leases by indigenous persons and societies .. .. .	26

The amendment made in 1960 to the Land Ordinance referred to above enables indigenous owners alienated land, whether freehold or leasehold, to sell or otherwise

dispose of their interests in the land. It thus permits them to obtain finance against the security of their land, e.g., under the Native Loans Fund Ordinance or the Ex-Servicemen's Credit Ordinance or from a bank, and should have the effect of encouraging the extension of cash-cropping.

*Land Development Board.*—The functions of the Land Development Board, which is a non-statutory body, are to advise the Administrator on all matters connected with land settlement and sub-divisional surveys; to draw up an annual programme, with priorities, for reconnaissance and sub-divisional surveys; and to determine a land-use plan for Administration land or land in process of being acquired by the Administration. Surveys and priorities are based on Administration policy on the extension of certain crops and particular emphasis is placed on making land available to the indigenous people under individual tenure.

One hundred and one agricultural blocks were advertised for leasing to individual New Guineans during the year in accordance with this policy.

The members of the Board are the Assistant Administrator (Chairman), the Director of Lands, Surveys and Mines, the Director of Native Affairs, the Director of Agriculture, Stock and Fisheries, the Director of Forests, the Director of Public Works and the Executive Officer (Policy and Planning), Department of the Administrator.

The acquisition of land from the indigenous people is not within the province of the Board, and since its discussions as it is at present constituted, are largely of a technical nature, no indigenous member has yet been appointed.

*Acquisition of Land.*—Under the Land Ordinance the Administration may acquire land for any of the following public purposes:—

- (a) public safety;
- (b) quays, piers, wharves, jetties or landing places;
- (c) telegraphs, telephones, railways, roads, bridges, ferries, canals or other works used as a means of communication or for any work required for the purpose of making use of any such work;
- (d) camping places for travelling stock;
- (e) reservoirs, aqueducts, or water-courses;
- (f) hospitals;
- (g) native reserves;
 

(Reservations in this category are made for the benefit of the indigenous people in general or of specific groups. The reservation vests the freehold title in the Director of Native Affairs as trustee and the land is administered as communal land.)
- (h) commons;
- (i) public utility, convenience or health; or
- (j) any other public purpose which the Administrator shall deem to be necessary.

This provision applies to the land held in fee simple, land held under lease, licence, or permit from the Administration and to native-owned land. Compensation by arbitration is provided for. Notice of intention to resume must be published in the *Government Gazette* for one month before acquisition or resumption may be effective. This permits reasonable time for the lodging of any objections by interested parties.

*Acquisition of Land by Compulsory Process.*—A total of 1,525 acres was resumed under the *Land Ordinance 1922-1961* during the year as follows:—

- (a) Leasehold land—995 acres which included the resumption of 991 acres comprising four deserted and run-down pre-war properties in the Manus District.
- (b) Freehold land—15 acres. This included land required for a hospital. Resumption action was taken to ensure a valid title.
- (c) Indigenously-owned land—515 acres at Vanimo. This is required for defence purposes and comprised part of an area deemed to be Administration land but for which title would be difficult to prove. The few indigenous occupants were agreeable to the acquisition.

The *Lands Acquisition Ordinance 1952* also provides for the Administrator to acquire land in the name of the Administration for a public purpose either by agreement with the owners or by compulsory process, but, under this Ordinance native land may be acquired only for the defence of the Commonwealth or of the Territory or for securing the public safety of the Commonwealth or of the Territory. Compensation is provided for.

The *Lands Acquisition (Town Planning) Ordinance 1949* provides for the acquisition or resumption of any lands for the purpose of town planning and compensation is provided for.

No land was acquired or resumed under the *Lands Acquisition Ordinance* or the *Lands Acquisition (Town Planning) Ordinance* during the year.

#### *Acquisition of Land by Negotiation.*

The amount of land purchased by the Administration during the past five years is—

Year.	Acres.
1957-58 .. .. .	13,458
1958-59 .. .. .	7,669
1959-60 .. .. .	8,215
1960-61 .. .. .	7,031
1961-62 .. .. .	16,241

This included a total of 11,302 acres in New Britain of which most was bought for agricultural subdivision and release to indigenous and other settlers.

The amount of non-indigenous land acquired during the year included 14½ acres for a school and residential sites and ¼ acre for road building purposes.

*Reservation of Land for Public Purposes.*—The *Land Ordinance* provides that the Administrator may, from time to time, grant in trust, or by proclamation reserve from sale or lease, either temporarily or permanently, any Administration land which in his opinion is or may be required for public purposes specified in the Ordinance and any other purpose which may be approved by the Administrator.

Reservations made during the year included a national park (4,500 acres) near Wau, cemeteries at Minj and Mount Hagen, pre-school centres at Lae and Mount Hagen and a welfare centre and show-ground at Goroka.

#### *Ownerless Land.*

The *Land Ordinance* provides that the Administrator may, subject to certain requirements, declare that any land which has never been alienated by the Administration and of which there appears to be no owner, shall become Administration land. Thirty-nine thousand and forty-eight acres have been possessed by the Administration under this provision. None was declared during the year under review.

#### *Registration of Titles.*

A system of registered titles and interests in land is provided for under the *Lands Registration Ordinance 1924-1955*. The *New Guinea Land Titles Restoration Ordinance 1951-1955* enables the compilation of new registers and official records relating to land, mining and forestry, in place of those lost or destroyed during the war of 1939-1945.

Title restoration work proceeded at an increased rate and during the year 35 final orders and 186 provisional orders were made.

#### *Surveys Completed.*

Surveys completed during the year included rural leases in the Eastern and Western Highlands, New Britain, Morobe, and Sepik Districts.

Town allotment leases were surveyed in Mount Hagen, Rabaul, Kavieng, Wewak, Madang, Goroka, Minj and Lae.

Restoration of title surveys were made in the New Ireland, New Britain, Morobe, Madang and Sepik Districts.

Geodetic control surveys were made in New Britain and the Eastern Highlands.

#### (b) AGRICULTURAL PRODUCTS.

##### *Principal Types and Methods of Agriculture.*

As well as being responsible for a large proportion of the Territory's export income, agricultural production provides the vast majority of the indigenous inhabitants with their subsistence requirements and the basic income needed for their economic advancement.

The main forms of agriculture practised in the Territory are—

- (a) subsistence farming based on bush and grass-land fallowing and the production of root crops as a staple, supplemented by such minor crops as maize, beans and various types of fruit and vegetables;
- (b) the production of dual-purpose crops (e.g., peanuts and rice) for both food and sale, allied with the cash sale of the surpluses of subsistence crops such as bananas, sweet potato, taro and yam; and
- (c) the plantation production of such perennial crops as coconuts, cacao and coffee for export. Although in the past the production of plantation-type crops has been in the hands of non-indigenous producers, there has been a very rapid growth of indigenous participation in these industries in recent years. As a result of agricultural extension programmes indigenous cultivators now control more than half the acreage planted to coffee and are expected in the near future to have more than half the production potential in the commercial coconut industry. Many of the plantings are still immature, and it will be some years before they actually begin to produce. Additional details of participation by indigenous producers in these industries are given later in this chapter in the section dealing with the evaluation of Territory agriculture.

#### *Indigenous Cultivation Methods and Techniques.*

Although indigenous farmers are developing new skills and are increasingly undertaking the specialized production of particular crops as a means of raising their living standards, subsistence production is regarded as the economic sheet anchor and will ease any difficulties which may be encountered in particular industries during the period of transition.

There are many ways in which productive efficiency can be increased but to avoid active destruction of agricultural resources caution must be exercised in introducing changes. The Administration therefore continuously surveys agricultural conditions among farmers and aims its extension programmes at an evolutionary development of indigenous agriculture based on the valuable and conservational aspects of the existing system. The present basic system of bush or grass fallowing, for example, is inefficient in that it requires a major clearing effort each time a crop is planted, but conservational in that the rapid re-growth which takes place in gardens tends to preserve the soil from physical and chemical degradation. Extension programmes aim at showing farmers that by practising a rotation on each clearing instead of taking only one crop before the land reverts to bush or grass fallow they can considerably reduce the labour involved in

food production. It has been found that soil fertility is by no means the only factor governing traditional agricultural practice and that other difficulties, such as rapid increase in pests and diseases, combine to make successive cropping with a single staple impracticable. The lack of food suitable for storage makes the indigenous people dependent on day-to-day harvesting of the perishable staples and subject to the effects of seasonal variations. Farmers are therefore encouraged to expand the production of such storable crops as rice and peanuts which fit in well with traditional subsistence methods. The use of ground covers of quick-growing leguminous trees, which provide only a minor clearing problem, as a substitute for volunteer growth is also encouraged. It is not yet known exactly to what extent a complete resting period for soils can be deferred.

The production of staple foodstuffs is usually closely interwoven with the social structure and religious beliefs and practices of the communities concerned. Tastes, prejudices, fear of contamination of themselves and of their agricultural land, and the fear of relying on unfamiliar crops are all difficulties in the way of any attempt to diversify and improve the efficiency of indigenous agriculture. Training programmes in new methods and the value of new and varied foods, however, help to hasten their adoption.

A different kind of problem arises with the expansion of perennial crop planting, for cash cropping. Perennial crops are of minor importance in the primitive subsistence economy and as land tenure systems tend to correspond with the land use methods for the production of the annual staples, the location of groves of perennials has little relation to land ownership. Because of inheritance difficulties, problems of communal ownership and the tendency for holdings to become fragmented, customary systems of land tenure do not lend themselves to the development of cash cropping with perennials, particularly where formal spacing and techniques other than grove planting are adopted. As indicated in the earlier part of this chapter, action is therefore being taken to introduce a system of land holding providing for secure individual titles.

As indigenous communities are extremely cautious towards any suggestion of replacing traditional tenure, the changes planned may take some time to bring about. In the interim, however, new systems of planting can be introduced side by side with subsistence production provided there is no widespread development of permissive occupancy planting outside the land boundaries of effective social units.

In areas where primitive land use methods, particularly burning for hunting in lower rainfall regions, have caused serious deterioration of soil and vegetation, agricultural extension programmes include measures for land reclamation and conservation. A major programme of this type which includes the control of burning, encouragement to refrain from cultivating rich top and watershed areas,

and the reforestation of degraded grassland country with suitable tree seedlings, has been in progress in the Eastern Highlands District for several years. The programme has had the support of the farming population who have, under supervision, planted out many thousands of *Araucaria* and *Casuarina* species tree seedlings and has resulted in the natural regeneration of vegetation throughout degraded and eroded areas in some of which there are now fairly dense stands of young secondary forests. It has become obvious that *Casuarina* species are the most suitable for land improvement work over a wide range of soil and climatic types in the highland areas and the planting of *Casuarinas* on old garden land and degraded grasslands has become an accepted technique.

#### *Status of Indigenous Agriculture.*

In recent years active and expanding extension programmes have had a noticeable influence on indigenous agriculture and since about 1956 there has been an increasing diversification of subsistence and cash cropping, particulars of which are given later in this chapter under the heading *Development Plans for Indigenous Agriculture*.

There is also marked expansion of the area and output of individual farms, and a greater understanding of the relationship between increased production and increased income. Before, even when new crops were introduced or larger blocks of particular crops were achieved by co-operative effort, the area worked by individual farmers did not increase. The increase in the size of blocks cultivated by indigenous farmers is particularly evident in the New Britain District in connexion with cacao and in the Eastern Highlands District with coffee, while a similar expansion has been associated with the mechanized production of annual crops in the Markham Valley area of the Morobe District.

Of special significance has been the development of individual farms completely outside the tribal agricultural system in the New Britain District, where farmers have taken up blocks on Administration-owned land and have been granted formal leasehold tenure.

#### *Survey of Indigenous Agriculture.*

As reported last year a survey of indigenous agriculture in Papua and New Guinea was begun in December, 1960, as part of the 1960 World Census of Agriculture. The scope of the main survey covered all the principal indigenously grown crops with the exception of those grown solely for cash sale. Statistics of production of cash crops are collected on a regular basis by the Department of Agriculture, Stock and Fisheries. Two ancillary surveys were also carried out, one on numbers of indigenously-owned coconut palms and the other on the use of all crops and other foodstuffs not covered by the main survey or any other part of the enquiry. Most of the fieldwork was completed by the end of the year under review and the data obtained are being analysed.

#### *Evaluation of Territory Agriculture.*

The main objects of the agricultural development programme for the Territory are—

- (i) to improve indigenous agricultural methods and so increase the total volume of production and the nutritional level of the people;
- (ii) to increase the production of such commodities as rice, meat, dairy products and fresh fruit and vegetables, which are all imported in varying quantities at the present time; and
- (iii) to increase the production of certain agricultural crops for export.

During the year under review the outstanding features of expansion in terms of these objects were increases in the overall production of cacao and coffee, and in the planting of coconuts, cacao and coffee by indigenous farmers.

*Coconuts and Copra Production.*—Particulars of the Coconut Action plan for the development and maintenance of the copra industry were outlined in the Annual Report for 1955-56.

Investigations into problems of declining yields continued. Results during the year have given no grounds for revising earlier reports that, while potassium deficiency has been shown to be the major limiting factor in New Ireland soils, the use of potassium fertilizer at a moderate rate has not produced any great increase in yields, although the appearance of treated palms has improved.

Planting of coconuts by indigenous farmers continued and stands not yet in bearing are now estimated to exceed 72,000 acres.

Deliveries by indigenous farmers to the Copra Marketing Board increased from 20,660 tons in 1960-61 to 23,060 tons for the year under review.

*Cacao.*—More progress was made under the Cacao Action Plan, the details of which were outlined in the Annual Report for 1955-56.

Cacao bean production continued to expand during the year and exports increased from 7,170 tons in 1960-61 to 9,902 tons. Indigenous farmers increased their production from 1,908 tons in 1960-61 to 2,141 tons in the year under review.

Under the Cocoa Industry Ordinance, which was brought into operation in 1959, a procedure for the grading and official inspection of cocoa is prescribed, together with quality standards, conditions of storage and registration of cocoa fermentaries and cocoa exporters.

*Coffee.*—Exports of coffee rose from 2,263 tons in 1960-61 to 3,409 tons in 1961-62. Indigenous production increased from 710 to 1,433 tons in the same period. The industry continues to expand rapidly with plantings of Arabica coffee in the Madang, Morobe, Eastern Highlands and Western Highlands Districts and Robusta coffee in lowland districts, particularly in the Sepik, New Ireland

and Bougainville Districts. Indigenous farmers planted 618,000 coffee trees, equivalent to 1,000 acres, during the year.

A comprehensive report on surveys carried out in 1959-60, following the representation by growers in relation to the economics of the Territory's coffee industry, was published in 1961 by the Bureau of Agricultural Economics of the Commonwealth Department of Primary Industry.

During the year an inquiry was held by the Australian Tariff Board on assistance for the Territory coffee industry and pending the outcome of the inquiry special duty remission arrangements were made to assist the sales of New Guinea coffee in Australia.

*Rubber.*—Production of rubber from old experimental stands of rubber was commenced on one plantation in the Bougainville District during the year. Exports totalled 30 tons.

*Peanuts.*—Exports rose to 2,202 tons. Because of continued adverse marketing conditions, commercial production by indigenous growers continued to decline, only 150 tons being produced for the market. In several districts, however, especially the Eastern and Western Highlands and Sepik Districts, peanuts are now well established as a subsistence crop.

*Rice.*—Returns from rice are unattractive compared with those from other crops and production continued at a fairly low level, approximately 293 tons of paddy being produced for local consumption.

*Passionfruit.*—Production of passionfruit, which is carried out entirely by indigenous farmers, rose during the year from 937,000 to 1,298,000 pounds of fruit. This increase followed the adoption by the Australian Government of a recommendation made by the Australian Tariff Board that the quantity of Territory passionfruit juice and pulp that may enter Australia duty-free be increased from 25,000 to 45,000 gallons per annum.

*Tea.*—Tea production is limited to a few planters in the highlands who grow sufficient tea for their own use and for limited local sale, in addition to their main crop, usually coffee.

Construction of the tea factory at the Administration's experimental tea plantation at Garaina in the Morobe District was completed during the year. Production trials will be initiated in the coming year.

*Truck Crops and Fruit.*—The Administration has continued to encourage the production of fruit and vegetables for local sale, and the level of output during the year was about 10,000 tons.

*Tobacco.*—Production of Burley tobacco was reduced during the year, but, with the adoption of better husbandry practices the quality of the leaf improved.

### *Development of Indigenous Agriculture.*

With continued application of the extension measures described later in this chapter further progress was made in all districts under the plans for indigenous agricultural development laid down in 1955-56. Revised estimates have been made of the numbers of indigenously owned coconut palms in the various districts and as may be seen from the figures given in the following paragraphs, these estimates are in most cases considerably higher than those published in earlier reports. They are, of course, subject to further revision as more detailed information becomes available.

*Sepik District.*—More than 29,000 coconut palms were planted during the year and it is now estimated that about two and a half million palms are owned by indigenous people. Copra production rose from the 1960-61 total of 394 tons to 516 tons in 1961-62.

Robusta coffee plantings increased during the year from 92,600 to 133,000. Three tons of green coffee were produced.

Adverse marketing conditions forced the virtual cessation of commercial peanut production.

Seventy tons of rice produced by indigenes was milled and consumed within the district.

*Madang District.*—Copra production continued to increase and totalled more than 1,500 tons during 1961-62. The most recent estimate of the number of native-owned coconut palms in the district is 1,750,000. A large proportion of these are as yet immature.

More than 90,000 cacao trees were planted, bringing the total of native-owned trees to 241,000. Production of cocoa was 55 tons.

There was an increase in rice production for sale from 110 tons in 1960-61 to 120 tons during 1961-62. In addition it is estimated that more than 30 tons of rice were produced for home consumption.

Arabica coffee planting in the Finisterre Range has continued and there are now about 84,000 trees. In addition, approximately 20,000 Robusta coffee trees are planted in lowland areas. Production of raw coffee during the year was about three tons of Arabica and half a ton of Robusta.

*Morobe District.*—The coffee industry continued to expand and production rose from 310 tons in 1960-61 to 364 tons in 1961-62.

There was a marked increase in coconut plantings, particularly in the Finschhafen area. Native-owned palms are now estimated at 750,000. Copra production increased from 365 tons in 1960-61 to 485 tons in 1961-62.

Peanut production decreased slightly to 117 tons most of which was produced in the Kalapit area.

Indigenous growers produced six tons of cocoa.

*Manus District.*—Coconut plantings have continued and there are now about 150,000 native-owned palms in the district. Copra production increased to 472 tons. Particular attention was given to the improvement of the

standard of coconut grove maintenance, and a considerable area of existing mature palms not previously in production has been cleared.

Cacao planting increased to 18,250 trees and coffee to 11,000. Indigenous growers produced two tons of cocoa.

Continued attention was given to annual food crops both for subsistence and for cash sale and the output of truck crops rose from 200 tons in 1960-61 to 360 tons in the year under review.

*New Ireland District.*—More than 96,000 coconut palms were planted during the year and there are now about 3,000,000 palms owned by the indigenous planters in the district. Copra production increased to 6,200 tons.

Cacao plantings continue to increase in the areas previously established. Cacao trees owned by indigenous growers now number 135,000 and total production of cocoa was estimated to be 70 tons.

Planting of coffee continued and there are now 46,000 Robusta coffee trees and 8,000 Arabica trees planted in the district. Production has not yet commenced.

*New Britain District.*—The total number of native-owned coconut palms is estimated at about five and a half million; 184,000 of these were planted during the year. Copra production for the year increased to 10,759 tons.

There was an increase in indigenous cocoa production from 1,729 tons in 1960-61 to 1,943 tons in 1961-62. Plantings of cacao trees now total 3,348,000 of which 650,000 are as yet immature.

The resettlement schemes in the Keravat (the Vudal scheme) and Warangoi valleys are progressing satisfactorily. On the settlements there are now 472 acres planted to cacao and an additional 188 acres are planted to shade in readiness for cacao. Seventy-four acres of subsistence gardens have been established.

More than 2,000 tons of truck crops were supplied to various purchasers in the Gazelle Peninsula and the market at Rabaul had a turnover in excess of £100,000.

*Bougainville District.*—More than 320,000 coconut palms were planted during the year and the total of palms owned by the indigenous people is now estimated at about 2,000,000. Copra production increased from 2,200 tons in 1960-61 to 3,100 tons in 1961-62.

There are now almost 512,000 cacao trees owned by indigenous people. Plantings during the year totalled more than 150,000. Most trees are immature but there was an increase in production of cocoa beans from 53 tons in 1960-61 to 99 tons in the year under review.

Rice production decreased to 87 tons.

With the increase in production of cocoa (and also basketware) there has been an increase in the turnover of the four rural progress societies in the district.

*Eastern Highlands District.*—Coffee growers enjoyed the most favorable season for many years and the indigenous production of raw coffee beans increased from

326 tons in 1960-61 to 904 tons in 1961-62. More than 660,000 new coffee trees were planted during the year bringing the total of coffee trees owned by the indigenous people to 3,430,000.

The campaign begun last year to improve the quality of coffee produced in the district was continued during 1961-62 and the very encouraging results are demonstrated in the following table showing grades of coffee received at Goroka in selected months:—

Month.	lb. Coffee Parchment.		Per cent. of Y.
	Grade X.	Grade Y.	
June, 1961 .. .. .	120,000	37,000	23.5
December, 1961 .. .. .	36,200	6,800	15
March, 1962 .. .. .	65,700	4,000	6
May, 1962 .. .. .	157,000	8,500	5
June, 1962 .. .. .	241,000	3,900	1.5

Peanut production remained at a similar level to that of the previous year. Sales amounted to 32 tons whilst home consumption would have been more than twice that amount. More than 2,300 tons of root crops were marketed at main centres in the district during the year.

The passionfruit production increased to 1,048,000 pounds as a result of the new tariff concessions allowed to Australian imports of Territory produced passionfruit juice and pulp.

There was a reduction in the amount of tobacco produced in the district but this was offset by an improvement in the quality of the leaf due to better husbandry practice. There are now a number of proficient tobacco farmers who require a little supervision to produce good quality leaf.

Six additional cattle projects, three in the Goroka and three in the Kainantu area, were stocked during the year. The number of cattle owned by New Guineans was increased during the year by 26 to 80.

*Western Highlands District.*—There was a marked increase in plantings of coffee trees and there are now 886,500 native-owned trees, more than half of which are immature. During the year coffee production more than doubled to 150 tons.

Passionfruit production increased from 187,000 pounds in 1960-61 to 250,000 pounds in 1961-62.

Work has commenced on the four pilot cattle projects mentioned in last year's report. The owners of two of the projects are at present undergoing training at the Western Highlands Livestock Station, Baiyer River, where they will be joined shortly by others.

#### *Agricultural Research.*

The Division of Plant Industry of the Department of Agriculture, Stock and Fisheries is responsible for all agricultural research and investigation. The specialist technical sections, except those engaged in livestock



research, are attached to this division and laboratories are located at strategic centres throughout the Territory. The division is decentralized and most of its staff are employed on the experiment stations throughout the Territory. The main activities are as follows:—

- (i) the promulgation and administration of plant quarantine legislation;
- (ii) plant introduction and testing of new crops and new varieties;
- (iii) provision of technical services and research in plant pathology and economic entomology;
- (iv) crop improvement and agronomic experiments with all crops grown in the Territory;
- (v) chemical and biochemical services and research; and
- (vi) soil and land use surveys.

There are five agricultural experiment stations which carry out investigations in plant industry and also serve as demonstration centres for all phases of crop husbandry: the Lowlands Agricultural Experiment Station, Keravat, near Rabaul; the Plant Industry Centre at Bubia, near Lae; the Experimental Tea Plantation at Garaina in the Morobe District; the Highlands Agricultural Experiment Station at Aiyura in the Eastern Highlands District; and the experimental plots at Yambi in the Sepik plains.

The three main stations at Keravat, Bubi and Aiyura carry out experimental work with such of the main agricultural crops as may be appropriate to their altitude. Work at Garaina is confined to tea and at Yambi a study of the problems of developing the extensive but infertile Sepik plains is being undertaken.

Information on the work carried out by the specialist sections and on the stations during the year under review is given in the following sections.

#### *Plant Pathology and Microbiology.*

The headquarters of the Plant Pathology Section are at Port Moresby, where two pathologists and a microbiologist are situated, working on material from all parts of the Territory. The second laboratory is at Keravat, where a pathologist and virologist are located.

During the year the laboratory at Port Moresby handled 335 accessions of specimens received from the general public and agricultural officers, or collected in the field during surveys and investigations, and specimens in good condition were lodged at the Port Moresby herbarium. Portions of many of the collections were sent to the Commonwealth Mycological Institute, Kew, England, for lodging, confirmation of identification and specimens, cultures, slides and photographs were also sent to other specialists overseas.

The main cultural work carried out during the year was the isolation of organisms from the various accessions for identification and study.

The check list of Territory diseases previously recorded to 30th June, 1960, was revised to 30th June, 1962, and awaits publication.

Field investigations were carried out on disease problems at Lae, in the Gazelle Peninsula, at Madang, in the Banz-Minj area, and at Goroka.

Readings were continued on assessment of Black Pod losses in cacao due to the fungus *Phytophthora palmivora* on certain mother trees, seedling progeny and clonal lines at Keravat.

Papers were produced in 1962 on the "Coffee Rust Risk to Papua and New Guinea" from *Hemileia vasta trix* (following the introduction of a direct air link between Manila and Port Moresby); on "Diseases of Coffee in Papua and New Guinea"; on a previously undescribed virus of *Cassia* species in New Guinea ("*Cassia mosaic*") on a "Little Leaf Virus of *Acalypha wilkesiana*", and on "Marginal Chlorosis, a seed-borne virus of *Arachis hypogaea* variety Schwartz 21 in New Guinea".

Work proceeded on the virus diseases of cowpea, sweet potato and hibiscus.

The Microbiology Section continued supplying cultures of *Rhizobium* to all growers, the main requirements being for *Rhizobium* of *Leucaena glauca*, but strains from other hosts were also supplied. Isolations of Rhizobial strains from introduced legumes infected in the field continued. Inoculum trials of various legumes with uninoculated controls were sown in selected parts of the Territory to determine the efficiency of strains.

#### *Agricultural Chemistry.*

The Chemistry Section at present operates from two laboratories at Port Moresby. At the headquarters laboratory at Konedobu all analyses of foliar material pertaining to nutrition studies and field trials are performed. As the Section has the only facilities in the Territory for wide-scale chemical investigations, the chemists at the Konedobu laboratory fulfil the role of government chemists by undertaking analyses on a wide range of samples received from other government instrumentalities, industry and private sources.

A new laboratory at Kila has been equipped and staffed to perform analyses on soil samples submitted from all parts of the Territory.

Plans to re-open the Keravat laboratory to undertake nutrition studies of cacao, coffee, coconuts and manila hemp are at an advanced stage.

The total number of samples analysed during the year was 2,763, representing an increase of approximately 1,000 over the preceding year. Seven hundred and fifteen soil samples were analysed in association with soil surveys in the New Britain, Morobe, Sepik and Western and Eastern Highlands Districts, and in

the Southern Highlands and Central Districts of Papua, while 499 soil samples represented inquiries from other sources in the Bougainville, Eastern Highlands, Manus, Morobe, New Britain and New Ireland Districts, and from the Central, Gulf, Milne Bay, Northern and Western Districts of Papua.

Samples of foliar and other plant material examined in connexion with plant nutritional investigations on the main economic crops totalled 1,111. Most of these were the result of systematic sampling of *Arabica* coffee leaves from fertilizer and other agronomic trials proceeding in the New Guinea highlands. Valuable data has been obtained on the nutritional state of coffee as related to the chemical content of the leaves, and seasonal and sampling variations are also being investigated.

The 123 water samples examined included 86 received from the Commonwealth Works Department in connexion with a survey of the water resources of the Territory.

Eighty-five food samples were examined during the year 75 of which were received from the Medical Research Centre at Kundiawa in connexion with investigations into nutrition and infant welfare among the Chimbu. The samples included sweet potato, taro, soya beans, peanuts and peanut meal, sunflower, banana, corn, pumpkin, marrow, papaya, dried fish and lentils.

The remaining 230 samples examined included fodders, produce, fertilizers, insecticides, phytochemical and other materials taken in association with produce inspection, industrial processing and control, and other special investigations.

#### *Economic Entomology.*

The Entomology Section is staffed by six technical officers stationed at Keravat, Bubia and Aiyura and at the headquarters of the Department of Agriculture, Stock and Fisheries at Port Moresby. At the experiment stations, field trials are conducted for the control of the more important insect pests. A general insect register and an insect pest register are maintained at Port Moresby and a reference collection is being built up. Materials for taxonomic study and identification are forwarded to more than 40 overseas specialists.

The coconut, which is the most important commercial crop in the Territory, has several major pests. Dynastid beetles are probably the most serious primary pests of this crop. The Asiatic rhinoceros beetle, *Oryctes rhinoceros* L., which is believed to have been accidentally introduced to the Bismarck Archipelago during the last war, has not yet invaded the mainland of New Guinea and Bougainville. In the mainland, *Scapanes australis* Boisd. is the most important indigenous dynastic pest. In the Bismarck Archipelago and on Bougainville, it is replaced by the closely related species, *Scapanes grossepunctatus* Sternb. Chemical control against both introduced and indigenous dynastids is carried out by individual treatment of the palms with insecticides, mainly

BHC. The Department's biological control programme for the reduction of the population density of *Oryctes rhinoceros* is continued by the introduction of parasites and predators. This work is conducted in close co-operation with the South Pacific Commission and recently the new East African Station of the Commonwealth Institute of Biological Control has been also contacted.

The palm weevil, *Rhynchophorus ferrugineus papuanus* Kirsch, attacks palms which were damaged primarily by dynastids and wounded in various other ways. A 2 per cent. dieldrin in creosote sprayed on entrance holes and wounds gives good control.

Of the two major hispid pests of coconut *Brontispa longissima* Gestro has a Territory-wide distribution and causes damage to young palms in many districts. Control is achieved with a 0.15 per cent. dieldrin spray repeated every six weeks. The coconut leaf-mining beetle, *Promecotheca papuana* Csiki, although recorded in various parts of the Territory, causes damage mainly in some parts of New Britain. Minor outbreaks in small pockets were recorded in a restricted part of New Britain during the last year, but none of these reached serious plague proportions.

The experiments at Keravat for the determination of natural enemies of the coconut scale, *Aspidiotus destructor* Sign. begun two years ago, were continued during the last year. Two species of Coccinellidae, *Telsomia* sp. and *Scymnus* sp., which were found in dense populations in association with *Aspidiotus*, are believed to play an important part in its biological control and to be responsible for its low population density in New Britain.

Cacao was seriously attacked in 1960-61 by the larvae of some species of Noctuidae, Geometridae and Lymantriidae in a newly developed cacao-growing area in the Gazelle Peninsula of New Britain. Some of these also attacked the foliage of *Leucaena glauca* shade trees. The main species involved were the noctuid *Achaea janata* L. and the geometrids *Hyposidra talaca* Wlk. and *Ectropis* spp. During the year the population density of these insects decreased to a certain extent. In addition to chemical control trials, studies of the natural enemies of these pests were made and steps taken to introduce tachinid and hymenopterous parasites from Hawaii. The noctuid *Perigea illecta* Walk. and the lycaenid *Lampides celeno* Cram. were recently found as cacao defoliators in the Morobe District.

*Pantorhytes* weevils (notably *Pantorhytes plutus* Oberth. in New Britain and *P. proximus* Gestro in the Morobe District) are still considered the most important pests of *Theobroma cacao*. Chemical control experiments against these two weevils are continuously carried out at Keravat and Bubia stations.

The mirid (capsid) *Pseudodoniella typica* (China and Carv.) is a major pest of cacao in New Britain. It is replaced in the mainland by *P. laensis* Miller. Both species damage mainly the pods but sometimes also the young shoots. Cacao mirids are susceptible to BHC dust

and endrin spray and by regular treatment of the cacao plantations and cacao gardens their population density can be kept under the level of economic injury.

The coreid bug, *Amblypelta theobromae* Brown, which is restricted to the Morobe District, is another potential pest of cacao pods. *Amblypelta theobromae* is replaced in the Madang District by a species which has been recently described as *Amblypelta madanga* Brown & Ghauri. Both species are susceptible to dieldrin.

Investigations are being conducted to determine whether certain eumolpid beetles and mealy bugs have anything to do with some types of die-back of laterals in cacao trees.

*Coffea canephora* has still no major pests. *Meroleptus cinctor* Msl., the coffee girdler weevil of the Eastern Highlands, for some years a major pest of *Coffea arabica*, is now well under control. Chemical control trials are being conducted against the jassid (*Batrachomorphus* sp.) at Aiyura station.

Effective attempts have been made in the past year to eradicate the giant termite *Mastotermes darwiniensis* Frogg. in the Lae area.

The noctuid *Pericyma cruegeri* Butl., a major pest of some leguminous trees (especially the ornamentals *Delonix regia* and *Peltophorum ferrugineum*) in Papua, has been recently found in the Morobe District of New Guinea.

#### Soil Survey.

The Soil Survey Section made further progress with the work of mapping soils over an area of some 29,000 acres in the Banz area, Western Highlands District. At the same time a report was made setting out details of soils in the proposed reclamation area of the Wahgi Valley. (There is a need for research into likely problems before proceeding irrevocably with the scheme.)

A reconnaissance survey was made of over 50,000 acres of land in the Bomai area of the Eastern Highlands District. The area has a low population and uniform, highly leached volcanic soils of a type that could be improved by mulching or composting.

More intensive survey work was carried out on land of the New Britain north coast, including a survey of some 25,000 acres in the Toriu River area and detailed sampling for analysis of 2,000 acres near Talasea. A reconnaissance of almost 140 miles of coastal land was carried out as a lead for future investigations.

The Commonwealth Scientific and Industrial Research Organization continued its regional resources survey of the Territory.

#### Agronomy.

**Coconuts.**—The aims of the coconut improvement programme have been reviewed fully in previous reports. The main investigations under way are field and coconut improvement trials. No clear trends can yet be seen in

the trials, referred to in the 1960-61 report, which were designed to investigate the effect of different rates and placements of potash fertilizer.

The cultivation trials, also referred to in last year's report, have not yet indicated any response in palm yields.

The seedlings resulting from crossing between Yellow Dwarf and Markham tall palms are progressing well, although it will, of course, be a number of years before they fruit.

A major trial to compare the value of different sources of seed coconuts has been planted and is making good progress.

**Cacao.**—The breeding and selection programme, which is directed mainly to developing clones and clonal seed for commercial users, was reported fully in the Annual Report for 1956-57, and reviewed in detail in the *Papua and New Guinea Agricultural Journal*, Vol. 12, No. 4 of March, 1960.

Routine collection of data for the various experiments is in progress but a number of years must elapse before valid conclusions can be drawn.

The cacao improvement programme at Keravat has been carried out along three different lines simultaneously—

- (1) the development of "clonal" seed;
- (2) the development of hybrid seed; and
- (3) the development of clones for commercial use.

It is in the latter field that significant progress has been made.

The early results from clonal yield trials have been the basis for further consideration of which clones should be distributed. Those now going to planting interests have been selected for their early high yield in formal trials. There is keen interest in obtaining cuttings and orders for more than 80,000 at present remain unfulfilled.

**Coffee.**—The work with *Coffea arabica* is centred on the Highlands Agricultural Experiment Station, Aiyura. Virtually all the experiments are in their early years of production and it will be several years before firm conclusions can be drawn. The varieties Arusha and Bourbon are maintaining their superior performance when compared with the standard Blue Mountain variety which has been the basis of most commercial plantings in the Territory.

Polycross testing gardens using selected mother trees of Robusta coffee (*Coffea canephora*) are coming into bearing at Keravat and testing will soon begin. However, it will be four years before worthwhile results are forthcoming. Further polyclonal gardens have been established at various centres throughout the Territory to provide local sources of improved seed.

**Rice.**—The first year's trials with flooded culture of this crop at the Epo Agricultural Experiment Station were largely of an empirical nature to test the various conventional techniques and determine the nature of the problems associated with the growing of the crop in the

particular environment of the station. The results of the first year's work were quite encouraging. Variations in techniques are required and these are currently being decided.

*Sisal*.—The test plots planted on a range of soils in the drier parts of the Markham Valley are still immature and the first harvest is not expected to begin before the end of 1963.

*Pyrethrum*.—Good progress has been made in producing seed from biconal gardens in which clones have been tested for pyrethrins content and seed will be available for distribution to indigenous and European planters in sufficient quantity to establish pilot plots.

*Pastures*.—The introduction of suitable pasture species and the establishment of collections and testing experiments in the dry belt of the Markham Valley and at the Highlands Agricultural Experiment Station, Aiyura, continued.

*Tobacco*.—Small scale commercial tobacco leaf production has begun in the highlands and pure seed of suitable varieties is being maintained at Aiyura.

*Manila Hemp*.—Clonal testing with this crop is continuing but the process is a long one and early results cannot be expected.

#### *Plant Introduction and Quarantine.*

The Plant Introduction and Quarantine Service continues to serve the needs of both Papua and New Guinea.

Some of the more important introductions during 1961-62 were associated with efforts to find alternative or subsidiary food crops for high altitude areas in the Highlands Districts where the sweet potato crops are reported to be periodically damaged by frosts, thus interrupting the continuous food supply of the inhabitants. As part of this project sweet potato varieties were obtained from New Zealand. These were originally collected at high altitudes in the Andes in South America and thus might possess resistance or tolerance to frosts. Their growth and frost resistance under New Guinea conditions have yet to be tested. Many wheat varieties have also been introduced with the object of examining their suitability under highland conditions, and the possibility of providing a readily storable grain food for the region. Sugar beet varieties have also been imported and are being tested at high altitudes as part of the same project.

Other introductions of importance included coffee species and selections, reported to possess resistance to the coffee rust *Hemileia vastatrix*, or those used for testing and identifying strains of the rust. This disease is not present in Papua and New Guinea and constant quarantine precautions are taken to prevent its entry. The introduction of resistant strains constitutes a second line of defence should the coffee rust gain admittance.

A number of additional rubber clones were also introduced from Malaya and Ceylon, to augment the collection already maintained in the Territory. They represent some of the latest clones released by the research institutions of those countries.

*Stephanoderes hampei* Ferr. now known as *Cryphurus lampei* was declared a notifiable pest under the Plant Disease and Control Ordinance and special steps were taken to ensure that the provisions of the Quarantine Ordinance would be observed to guard against entry of this pest.

#### *Agricultural Extension.*

To achieve the aims of agricultural extension work, which have been stated in detail in earlier reports, the Division of Extension and Marketing draws up extension programmes based on the particular needs, opportunities and problems of each district; due regard is paid to the principle that, to be effective, changes must be introduced gradually and must be accepted voluntarily by the people. The programmes, which are kept under continual review and adjusted to meet changing circumstances, are concerned not only with increasing and diversifying production but with preserving resources by sound and conservational methods. At their present levels of social and educational advancement it is difficult for most of the indigenous farming community to think of land use procedures as rational systems or to conceive of the conservation of agricultural resources as a national or territorial aim. For some years, therefore, the Administration must continue to accept complete responsibility for this aspect of development, but meanwhile through consultation with the people some understanding of the importance of conservational methods and their local application can be achieved.

The extension activities of the division may be broadly grouped under the headings of contact, demonstration and training and take the following forms:—

- (a) Contact with the farming community is made and maintained in various ways—through field days, agricultural patrolling and village visiting, the development of agricultural extension centres, rural organizations of various kinds, the provision of marketing facilities and assistance in the provision of implements and machinery, or through the activities of trained intermediaries. Land settlement schemes aimed at providing improved opportunities for progressive farmers make possible a special type of contact.

Such extension aids as films, film strips, photographic and poster displays, pamphlets and recorded talks are primarily a means of support for contact procedures, although they also have an important function in training programmes.

(b) Demonstration work involves both field activity in the form of demonstrations on the farmer's own land or crops and the provision of demonstrations on agricultural extension stations.

(c) Training activities take place at three levels—

- (i) higher training aimed at producing a local supply of professional and semi-professional agriculturists for the Territory future needs, both public and private;
- (ii) training of indigenous intermediaries to assist in agricultural extension programmes; and
- (iii) training of farmers themselves to increase the numbers of expert farmers in rural communities.

Specialized sections dealing with agricultural training, crop processing and marketing, and mechanization services for cultivation and processing equipment, have been set up within the Division. The establishment of the agricultural training section includes teaching staff for proposed higher level training institutions and for the supervision of in-service and field training curricula. The marketing section embraces the produce inspection service already established and provides for a force of project managers to supervise major processing and marketing projects for indigenous farmers in field areas. A close relationship between the extension and marketing functions is considered to be specially important at the present stage of farming development.

*Agricultural Extension Staff.*—During 1961-62 the staff engaged on extension work included 115 professional and sub-professional officers, 34 Auxiliary Division officers and 399 trained and partly trained indigenous assistants. Of these 82, 10 and 294 respectively were engaged on extension work in the Trust Territory. It is planned to increase the numbers of trained indigenous assistants until there is one for every 2,000 of rural population.

*Agricultural training.*—Approved training courses are as follows:—

- (a) A full agricultural diploma course, with Intermediate Certificate entry standard, to be given at Vudal Agricultural College which will be built near Keravat, New Britain District. (A start is to be made on the building of the college in 1962-63 and it is expected to be ready to receive the first course of students in 1964.)
- (b) A two-year sub-diploma certificate course which began at Mageri Agricultural Training Centre, Papua, during the year with twenty students, six of whom were from the Trust Territory. The course includes both theoretical and practical instruction in agriculture, botany, plant

pests and diseases, agricultural economics, farming mathematics and English expression. Students will be transferred to the Popondetta Agricultural Training Institute, Papua, when that institution is completed early in 1963.

- (c) A farmer training course of 9-12 months' duration given at agricultural extension stations, and, as field training, to small groups at extension centres. Full training facilities have been completed at the Madang extension Station, the Taliligap Extension Centre (New Britain District), the Mount Hagen Extension Station (Western Highlands District) and the Bainyik Extension Station (Sepik District) while temporary facilities are in use at the extension stations at Sohano (Bougainville), Kavieng (New Ireland), and Goroka (Eastern Highlands). At June 30th, 1962, 569 farmer trainees were undergoing courses at stations and centres in the Trust Territory.

Two students from the Trust Territory commenced courses at Australian agricultural colleges.

A copra training school was opened at Aitape in the Sepik district early in 1961, with the aim of improving the output and quality of copra in the district. The school has accommodation for sixteen trainees and conducts courses of six weeks' duration covering the establishment and management of village copra plantations and the erection and operation of hot-air copra dryers of the "New Ireland" type. Villagers select leaders of their communities to attend the school which has a staff of four indigenous instructors under the general supervision of the agricultural officer at Aitape.

*Agricultural Extension Stations.*—These stations serve as district regional bases for agricultural extension activities and combine the functions of static demonstration, farmer training, local experimentation and seed production. The stations at Bainyik (Sepik District), Madang (Madang District), Mount Hagen (Western Highlands District), Goroka (Eastern Highlands District), Sohano (Bougainville District) and Kavieng (New Ireland District) are being developed for the exercise of these functions.

During 1961-62, in addition to farmer training the stations at Bainyik, Madang, Mount Hagen, Sohano, Kavieng and Goroka continued to provide crop production and processing demonstrations, local experimentation, and production and distribution facilities for seed and planting material.

*Agricultural Extension Centres.*—These are small establishments which serve as local bases at the sub-district or area level for such field extension activities as patrolling, rural organization and marketing assistance, field training and the distribution of seed and planting material. It is the policy to expand the services available to indigenous farmers by developing additional extension centres in all districts of the Territory.

During 1961-62 new centres were established at Lumi in the Sepik District, Aiome in the Madang District, Kabwum in the Morobe District, Lufa, Gembogl and Kerowaghi in the Eastern Highlands District, Wapenamanda in the Western Highlands and Walo in The New Britain District, and extension work continued from the following centres: Wewak, Yangoru, Aitape and Angoram in the Sepik District; Bogia, Saidor and Kar Kar Island in the Madang District; Lae, Wau, Kaiapit, Finschhafen and Pindiu in the Morobe District; Kundiawa, Chuave, Henganofi, Okapa, Kainantu, and Onamuga in the Eastern Highlands District; Wabag and Minj in the Western Highlands District; Lorengau in the Manus District; Namatanai in the New Ireland District; Pomio, Taliligap, Talasea and Kandrian in the New Britain District; Konga and Kieta in the Bougainville District.

Patrols involving 4,730 days in the field by professional officers and 36,562 days by trained indigenous assistants were carried out. In addition to the normal extension patrols, patrols to sample villages visited in association with the F.A.O. Survey of Indigenous Agriculture involved more than 1,200 days by officers and 1,966 by indigenous assistants. As a result of these activities contact was made with a greater proportion of the rural population and was more intensive than previously.

*Development of Major Programmes of Rural Organization and Marketing.*—To cater for the considerable expansion of commercial production by indigenous farmers throughout the Territory, a series of major marketing projects has been organized on an area basis in various districts by the special marketing section set up within the Division of Extension and Marketing. The projects are integrated with the work on rural organization and marketing being carried out in connexion with such organizations as rural progress societies, co-operative societies, and local government councils, and allow the development of individual enterprise within their framework. The following projects have been established:—

(a) *Finschhafen Project.*—This project is based on the operations of the Finschhafen Marketing and Development Society, which was placed on a firm footing during 1959-60. The society, whose membership is drawn from all sections of the Finschhafen Sub-District, is organized on co-operative lines and supplies marketing services throughout the sub-district, including sea transport for coffee and copra; it also operates a wholesale distributing service for consumer goods. Within the framework afforded by the society individual enterprise is developing at the village level in such fields as coffee pulping and copra drying. A produce committee has been set up within the society to handle all primary produce and marketing under the supervision of extension officers.

(b) *Inland Sepik Project.*—This project embraces the activities of the four rural progress societies organized in the inland foothill areas on the northern side of the Sepik Valley. A project manager is located at the Bainyik Agricultural Extension Station to give continuous assistance to these societies, and a central rice mill is established at the same station to process paddy rice marketed by them. During 1961-62 the societies marketed over 100 tons of rice and smaller quantities of peanuts. Two tons of Robusta coffee from recently established trees were produced in the district during the year and were purchased and sold in Australia by the Administration. As production increases and good marketing conditions are established the marketing of coffee will be handed over to the societies.

(c) *Tolai Cocoa Project.*—The background to this project has been described in earlier reports. It involves the operation by local government councils in the Gazelle Peninsula area of New Britain of central fermentaries for the processing and marketing of the crop from the very large cacao plantings in the area. The seventeen fermentaries processed 1,183 tons of cacao in 1961-62. One agricultural officer and two project managers give full-time assistance with the project.

(d) *Asaro-Bena Project.*—This project which was started during 1960-61 in the Asaro-Bena area of the Eastern Highlands District covers the production of coffee, peanuts, passion-fruit and tobacco and has a staff of five extension officers and a senior project manager.

Continuous attention was also given during the year to other aspects of rural organization and marketing, which have been reported in previous annual reports. In future years many of these activities will probably be included in area projects of the type mentioned above. Brief reference is made to the following:—

(a) *Rural Progress Societies.*—The association of four coastal and four inland societies which continued to operate in the Sepik District during the year had a turnover of over 200 tons of copra. In Madang District six societies marketing mainly rice had a turnover of 120 tons. In Morobe District the Bangalan Society continued to engage in the processing and marketing of rice, while three societies engaged in copra and cacao marketing at Morobe and Bukaua and at Lei-Wompa. Four societies are operating in South Bougainville, one at Kieta and three in Buin Sub-District. The Kieta Society is engaged in cacao marketing while those in Buin Sub-District market rice, peanuts, copra and basketware.

- (b) *Co-operative Societies.*—The main activity of these societies in relation to primary production is copra marketing. Continued assistance was provided in the form of training and advice in all areas of the Territory where they operate.
- (c) *Local Government Organizations.*—The Division of Extension and Marketing continued to maintain close liaison with local government councils on matters affecting rural economic development. Particularly valuable assistance was again given by councils in the Eastern Highlands in organizing field days for demonstrations of production techniques for peanuts and coffee.
- (d) *Direct Purchase of Cash Crops.*—In areas where marketing facilities are either non-existent or ineffective direct assistance was given to native farmers through the purchase of their crops by extension officers. During 1961-62 crops to the value of £52,832 were purchased in this way, including copra, cacao, coffee, rice, peanuts, tobacco, potatoes and vegetables. This service provided a particular stimulus to producers in isolated and backward areas.

*Land Settlement Projects.*—The aim of these projects, a series of which is to be established in suitable localities, is to give advanced farmers an opportunity to develop individual holdings under secure conditions of tenure and at the same time demonstrate to other farmers in tribal areas the advantages of individual tenure. The settlers in the Warangoi Valley area of New Britain continued to make good progress with the development of their blocks under the guidance of a full-time extension officer. Information on native local government council land settlement schemes is given in Chapter 3 of Part V.

*Operation of Mechanization Services.*—Services to rural producers in regard to both cultivation and processing equipment were maintained by mechanical equipment inspectors located at Bainyik (Sepik District), Lae (Morobe District)—from which point two inspectors serve the Morobe and Highlands Districts—and Rabaul (New Britain District). Regional services are provided from Rabaul for the islands lying to the North of New Guinea.

*Produce Inspection Service.*—All copra and cacao for export is inspected at Lae, Madang, Lorengau, Kavieng, Rabaul and Kahakaul (near Rabaul) and inspections are also made in the Bougainville District as necessary.

*Government Plantations.*—There are no commercial plantations operated by the Administration in the Trust Territory.

*Central Processing Facilities.*—The operation of the processing facilities mentioned in previous annual reports was continued; these included coffee-hulling centres at

Mount Hagen, Goroka and Lae, a rice-milling centre at Bainyik (Sepik District) and a peanut-hulling plant at Goroka.

*Indigenous Participation in Agricultural Administration.*—Consultation is maintained through such organizations as co-operative and rural progress societies and local government councils, and with political representatives. Indigenous participation in the administration of the agricultural programmes is being increased through the increasing employment of Papuans and New Guineans as research and extension assistants in the Department of Agriculture, Stock and Fisheries, while one of the main aims of the higher level training referred to above is to produce qualified indigenous officers who can be recruited to higher positions in the Department of Agriculture, Stock and Fisheries.

#### *Major Production Statistics.*

The following are the production figures for 1961-62:—

*Copra.*—Copra exports fell from 60,946 tons in 1960-61 to 59,381 tons in 1961-62.

Coconut oil production fell from 20,429 tons to 19,627 tons.

Indigenous production of copra was approximately 23,060 tons. The total value of coconut products exported fell from £6,736,818 to £5,903,296.

*Cacao.*—Exports of cacao beans rose from 7,170 tons in 1960-61 to 9,902 tons in 1961-62, 2,141 tons of which was produced by indigenous growers mainly in the Gazelle Peninsula area, New Britain.

*Coffee.*—Exports increased from 2,263 tons in 1960-61 to 3,409 tons in 1961-62, 1,433 tons being contributed by indigenous growers.

*Passionfruit.*—Production increased from 418 tons to 578 tons.

*Peanuts.*—Exports increased from 2,007 tons in 1960-61 to 2,203 tons in 1961-62.

Additional details of indigenous and non-indigenous production are given in Appendix VIII.

#### *Adequacy of Food Supplies for the Indigenous People.*

Famines do not occur in any part of the Territory and the Department of Agriculture, Stock and Fisheries, assisted by the Department of Native Affairs, maintains an active programme designed to raise the level and improve the quality of food production in indigenous agriculture.

Special food production problems and the corrective action being taken have been described above in the section on *Cultivation Methods of the Indigenous*.

#### *Control of Indigenous Production.*

Indigenous farmers are not subject to any kind of compulsion or restriction in regard to crop production.

The Administrator has power under the Native Administration Regulations to compel the planting and cultivation of crops in an area declared to be liable to famine or scarcity, but in practice recourse to compulsion is not necessary. In the case of industries where overall provisions or regulations aimed at the control of plant and animal disease exist, indigenous inhabitants are required to observe the same measures as other producers, e.g., the registration of cacao trees, animal disease control measures (particularly in relation to pigs) and internal quarantine measures restricting the distribution of seed and planting material. There are no special measures of the latter type directed against indigenous producers.

While no special measures of compulsion exist indigenous farmers are influenced, as far as possible, not to engage in industries which are unsuited, for environmental or other reasons, to the areas which they occupy. The specific district agricultural development programmes for indigenous farmers, referred to above are aimed at minimizing unsatisfactory developments of this nature.

#### *General.*

No special privileges are granted to any non-indigenous groups in any branch of the economy.

Normal banking and commercial credit facilities which are described in another section of the report, are available to all sections of the community.

#### (c) WATER RESOURCES.

The rainfall of the Territory is described under *Climate* in Part I. of this report. Because of the generally heavy and well-distributed rainfall there have been no major water conservation or irrigation projects. Irrigation is practised on a small scale in a number of farming and agricultural ventures but rice has been grown by farmers only as an upland or dry crop or under conditions of natural flooding and drainage.

A hydro-electric plant installed at Goroka supplies power for a small passionfruit pulping factory and also for small-scale coffee processing besides providing domestic and commercial power and lighting. Power lines have not yet been extended to the surrounding agricultural area but such extension is a possible future development. Hydro-electric power is used in the milling of timber and manufacture of plywood at Bulolo and Wau and on a small scale by a number of missions and landholders.

### CHAPTER 4.

#### LIVESTOCK.

##### *Administrative Organization.*

Administration of animal industry is the responsibility of the Division of Animal Industry of the Department of Agriculture, Stock and Fisheries. This division maintains quarantine programmes and internal and external supervision over stock movements. It provides a clinical and advisory veterinary service to private stock owners and

plans and conducts programmes of disease control and disease and pest eradication. The division also provides an animal husbandry advisory service and has established stations for breeding livestock for distribution and demonstrating proved methods of station management and animal husbandry and for experimental work in pasture improvement, animal production and the comparison of performance of animals under various conditions.

Five stations were in operation during the year—

New Guinea Lowlands Livestock Station, Erap, Morobe District;

Animal Industry Centre, Goroka;

Western Highlands Livestock Station, Baiyer River;

Animal Industry Centre, Kurakakaul, Rabaul; and

Animal Industry Centre, Lac (a quarantine and introduction centre, regional store and staging camp for other animal industry stations).

The work of these stations and centres is supported by laboratories at Port Moresby which serve both the Trust Territory and the Territory of Papua and are equipped to handle all aspects of parasitology, bacteriology and pathology.

The Hallstrom Livestock and Fauna (Papua and New Guinea) Trust Station at Nondugi, Western Highlands District, is under the technical direction of the Division.

#### *Types of Stock.*

The principal types of livestock are cattle, owned mainly by Europeans, and pigs, owned mainly by the indigenous inhabitants. Other types of stock maintained are horses, donkeys, goats, sheep and chickens. Further information on stock is contained in the following sections.

#### *Pigs.*

In most areas the pig population is quite large, reaching a maximum in the highlands districts.

The pig is not a native of the Territory but probably accompanied population movements from Asia and the islands to the north. Two types of husbandry are practised—open range grazing, in which breeding and management in general are but loosely controlled, and housing, in which pigs sometimes share the same dwelling as their owners. Pigs in the latter category are usually better cared for. As the pig is regarded primarily as an indication of wealth and is used mainly for ceremonial purposes, pig meat contributes very little to the diet of the people.

At the Animal Industry Centre, Goroka, farmer trainees from the Extension Centre, Goroka, are given a short course in pig husbandry as part of their training.

At four centres in the Eastern Highlands District the Administration has established sties where the villagers may bring their sows to be mated with pure-bred boars at a nominal charge. Mobile stalls have been constructed to enable other boars to be taken into various villages.



On the New Guinea Lowlands Livestock Station, Erap, and the Animal Industry Centre, Kurakakaul, pigs are bred for distribution to improve the quality of village pigs. During the year 323 breeding animals were distributed from these piggeries. About two-thirds of these were sold to indigenous people for an average price of £10.

To prevent the spread of the anthrax disease present in the Highlands districts the movement of pigs from these areas to other parts of the Territory is prohibited. Anthrax was diagnosed in the Sepik District during the year and a similar prohibition was proclaimed.

#### *Cattle.*

Importation of cattle into New Guinea began in the last decade of the nineteenth century and proceeded intermittently until the 1939-45 war. Cattle were imported to work on plantations and as a source of fresh meat for plantation personnel; the grazing of animals on plantations was also an economic method of keeping down secondary growth. Cattle are still kept on plantations for these purposes, but with the gradual establishment of the pastoral industry on a commercial basis this subsidiary form of cattle raising has assumed lesser importance. In most areas, natural grasslands, through careful management, can be improved appreciably and in selected areas a carrying capacity of two beasts an acre has been achieved for much of the year. Introduced pasture species are as yet of little significance in livestock management, though most graziers have planted small areas of some of the more important tropical species. Approximately 86,000 acres have been taken up as pastoral leases and a substantial increase in the cattle population should result from their development.

At 30th June, 1962, there were approximately 17,889 head of cattle and 1,205 buffaloes in the Territory.

The quality of the stock is quite good but the quantity is inadequate and locally killed beef supplies only a fraction of the Territory's requirements. The importation of cattle from Australia is being encouraged by the granting of freight subsidies for animals of above average quality.

The number of cattle imported into New Guinea under this scheme during 1961-62 was 505 head, comprising 487 cows and eighteen bulls. The cost to the Administration in subsidy was £17,154.

Fourteen Africander Shorthorn cows and heifers, four Africander Shorthorn bulls and four Poll Shorthorn bulls were imported for Administration herds.

Africander and Africander Shorthorn bulls are being used in cross-breeding experiments at the New Guinea Lowlands Livestock Station, Erap, aimed at producing a type of cattle suitable for the hot lowland environment.

Beef shorthorn cattle are carried on the New Guinea Lowlands Livestock Station, Erap, and the Western Highlands Livestock Station, Baiyer River. The Animal

Industry Centre, Goroka, carries Australian Illawarra-Shorthorn cattle, and the herd at the Animal Industry Centre, Kurakakaul (Rabaul), consists mainly of Jersey cattle.

The dairying industry, though small, is soundly based and standards of hygiene and management are high. Dairies are established near the main towns of the Territory where there are ready markets for dairy products and no transport difficulties. This type of dairying development is limited, however, by the availability of suitable land close to the towns. The further development of the industry will depend, to some extent, on the availability of suitable land in the less settled areas and on the solution of the problems of marketing and transportation of dairy products from such areas.

A dairy cattle improvement programme is established on departmental stations in Rabaul and Goroka, based upon the production per lactation of cows in these herds. Bull calves from the highest producing cows are being retained for sale.

Many indigenous consumers are becoming more aware of the advantages of using animal protein, particularly milk protein, for infant welfare. Most of the native-owned cattle (approximately 483 head) are in the Morobe District. The three pilot projects in the Eastern Highlands for the introduction of cattle to the native village economy were successful and additional projects in the Eastern and Western Highlands were begun with assistance from the Rural Credits Fund of the Reserve Bank of Australia. There are now 98 head of cattle under indigenous control in the Highlands Districts.

A central abattoir, controlled by the Administration, is to be established at Lae to provide slaughtering facilities for beef producers in the Wau-Bulolo area, the Markham and Ramu valleys and part of the Eastern Highlands District. At first provision will be made only for immediate needs but the design and layout will make it possible to expand the abattoir to handle smallgoods manufacture, snap freezing and canning as the need develops. Construction will begin in the 1962-63 financial year and will continue through the 1963-64 financial year with a total planned expenditure of £130,000.

#### *Other Livestock.*

*Horses.*—Horses are held at the New Guinea Lowlands Livestock Station, Erap, the Western Highlands Livestock Station, Baiyer River, and a few on the animal industry centres at Goroka and Kurakakaul. An attempt is being made to improve the type of stock horse used in the pastoral industry by the use of thoroughbred stallions imported by the Administration.

*Donkeys.*—Donkeys held at the New Guinea Lowlands Livestock Station, Erap, are used by native villagers living in the Erap River Valley to transport their produce to the main road.

*Sheep.*—Sheep were formerly carried on the Hallstrom Livestock and Fauna (Papua and New Guinea) Trust Station at Nondugl, Western Highlands District, where experiments had shown that they could be maintained in the Territory provided satisfactory pastures are established and advanced methods of animal husbandry are practised. The indigenous people, however, at their present stage of development, cannot give the skilled care that sheep require under highland conditions, and there is little prospect of sheep becoming part of the economy in the foreseeable future. During the year the sheep project on the station was discontinued.

*Poultry.*—During the year 78,871 day-old chickens, 1,875 day-old ducklings and 187 day-old turkey poult were imported into the Territory, mainly for commercial poultry farms located near the larger towns.

#### Research.

Research has continued into pasture problems. Species introduction plots are established on all animal industry stations and on selected private properties. All animal industry stations have planted increased acreages of improved pasture, and fertilizer trials are being made to determine whether there are soil deficiencies. Pasture improvement at the Hallstrom Livestock and Fauna (Papua and New Guinea) Trust Station is based on the indigenous *Ischaemum digitatum*. The use of cattle ahead of the sheep in the rotational grazing system has improved the quality and quantity of pasture available to the sheep.

The grasses which have shown most promise to date are Guinea grass (*Panicum maximum*), Elephant grass (*Pennisetum purpurem*), Para grass (*Brachiaria mutica*) and Molasses grass (*Melinis minutiflora*). These have been planted in mixed pastures with the vine legumes *Centrosema pubescens*, *Pueraria Phaseoloides* and *Calopogonium mucunoides*. Many other species have been planted in trial plots to observe their production and some are worthy of further experimentation.

#### Control of Pests and Diseases.

The Administration maintains a strict control over the movement of stock.

Screw-worm fly strike, cattle tick, tuberculosis and brucellosis are virtually the only serious diseases affecting the cattle population. Eradication programmes are being extended and the measures taken to combat these diseases are meeting with success. Large areas have been completely cleansed of tick and the control of screw-worm fly with some of the new insecticides has greatly reduced the incidence of strike. Two scientists of the Commonwealth Scientific and Industrial Research Organization investigated entomological aspects of the screw-worm fly problem during the year. Further work on this pest will be required to produce more efficient measures of control.

Efforts are being made to eradicate tuberculosis, and most cattle in the major raising areas have been tested. The incidence of the disease over the last four years is shown in the following table:—

Year.	Properties Tested.	Properties Affected.	Animals Tested.	Reactors.	Per cent. Reactors.
1958-59 ..	23	2	4,204	3	0.07
1959-60 ..	64	13	8,449	42	0.49
1960-61 ..	57	6	8,687	18	0.21
1961-62 ..	43	1	7,312	3	0.041

During the year, 3,438 cattle were tested for brucellosis, the incidence of which, during the past six years, has been as follows:—

Year.	Number Tested.	Reactors.	Per cent.
1956-57 ..	2,321	117	5.04
1957-58 ..	4,178	94	2.25
1958-59 ..	4,847	37	0.76
1959-60 ..	5,651	65	1.15
1960-61 ..	6,374	12	0.19
1961-62 ..	3,438	Nil	Nil

Although the number of tests has decreased the number of herds tested has increased. There were 47 herds tested in 1961-62 compared with 38 in 1960-61. Eradication would appear to have been successful in the Morobe District and New Britain District but complete testing has not been carried out in other districts.

The vaccination of village pigs against that atypical anthrax found in pigs in the highlands has continued and has shown the efficacy of Australian vaccines in preventing the disease and stopping the outbreaks.

In 1961 following an outbreak of swine fever in Australia, the importation into the Territory from Australia of all pigs and pig meats—fresh, salted and canned—was prohibited except for certain canned meats complying with the quarantine requirements. The ban will continue until the disease has been eradicated.

The veterinary laboratory at Port Moresby provides diagnoses on specimens forwarded from areas in the Territory of New Guinea.

#### Extension Activity.

Steady progress is being made in the training of native people in stock management. They are employed as stockmen and herders on the Administration livestock stations, and farmer trainees at the extension centre at Goroka are given a short course in pig husbandry as part of their training. At the end of their training, the farmers are given an opportunity to buy animals from the stud herd to take back to their villages where they can manage them in conformity with the practices they have learned. The success of the cattle management projects supervised by officers of the Department of Health and the Department of Agriculture, Stock and Fisheries in the Eastern Highlands District, has been referred to above.

## CHAPTER 5.

## FISHERIES.

*Administrative Organization.*

The Department of Agriculture, Stock and Fisheries is responsible for the administration of fishing activities through the Division of Fisheries.

*Legislation.*

The fisheries law of the Territory, which provides for the protection and use of the fishing resources, the control and regulation of fishing by a licensing system, and the payment and collection of licence fees, is contained mainly in the *Fisheries Ordinance 1922-1938*, the *Pearl Fisheries Act 1952-53* and the *Fisheries Act 1952-1959* of the Commonwealth of Australia, and in the regulations made under this legislation.

The export of fish and fish products is controlled under the *Customs Ordinance 1951-1959* and the *Commerce (Trade Descriptions) Ordinance 1952*, and in the Export (Fish) Regulations 1953, made under these two Ordinances. Fish handling and processing are controlled under the *Pure Foods Ordinance 1952-1957* and Regulations.

*Resources.*

Territorial waters contains a great variety of fish species. Relatively few are of importance as food and only a small number are harmful.

In the estuaries and rivers, eels, catfish, perch-like fish and barramundi are found, and during certain seasons, when the rivers are not too high, river mullet go upstream. On the shallow reefs parrot fish, wrasses and surgeon fish are plentiful. Deep offshore reefs contain paradise fish and many kinds of snapper and sweetlips, including a red bass and the emperor or government bream.

Spanish mackerel, pike and tuna are often taken by towing lines. One particular species, the dogtooth tuna, is found almost exclusively in deep entrances to reefs. In the open sea yellow-fin tuna sometimes abound and sailfish, dolphin fish and sharks are also seen.

The narrow barred Spanish mackerel (*Scomberomorus commerson*) frequent territorial water throughout the year, but are concentrated in schools of a commercial size only from August to November.

Fish taken in commercial numbers by trolling are two species of the sea pike or barracuda (*Sphyraena* sp.) and reef fish, mainly coral trout.

In the rivers of the Gazelle Peninsula and those discharging on the north-west coast of New Britain, white-bait (*Gobiidae* family) often run in large numbers over the period of the new moon and large quantities may be taken when they school near the river mouths.

Crayfish are plentiful in shallow reef waters on the northern coast of New Ireland. They are present throughout most of the year and are generally captured by spearing and by hand by indigenous fishermen.

*Shell.*—Trochus, green snail, goldlip and other species of shell-fish are found in commercial quantities on most of the reefs.

*Catch and Marketing.*

Many of the coastal and island people are actively engaged in organized fishing and catches surplus to their food requirements are normally used to barter with the hinterland people or sold at town markets. There is one commercial fishing venture and this is based on Rabaul. Better equipment and techniques are continuing to improve catches and more fish are being produced for cash sale by organized village groups.

Shell fishing is almost entirely in the hands of indigenous fishermen.

The principal marine products exported are trochus shell and green snail shell. Exports, especially of trochus, have declined over the last two years, because of the fall in prices resulting from the introduction of synthetic resins in the manufacture of articles formerly made from shell. The beche-de-mer fishing has shown little improvement and the amount prepared for export is small.

The quantity and value of fishery exports are given in Appendix X.

*Fisheries Development and Research.*

The main points of the Fisheries Action Plan were published in the 1956-57 report.

Improved facilities and additional staff at the marine biological station at Kanudi, near Port Moresby, Papua, have permitted technical training to be continued at a high level and the standard of fishing gear being developed is improving rapidly. The main improvements are in the field of modern net designs being used with success in Australia and in older techniques adaptable to the local fishing craft. The Kanudi station is being constructed in stages and the first two stages, involving the erection of a gear technology building and a laboratory, have been completed. The next stage, in which residences are to be constructed, is set down for the 1963-64 works programme.

Three skilled European technical assistants are giving instruction in modern fishing techniques using synthetic netting materials. Experiments in new designs of fish nets and traps are being continued with particular reference to local requirements.

*Pond Fisheries.*—Since their introduction in 1954 *Tilapia mossambica* have thrived in ponds and natural swamps in lowland areas and fish up to two and a half pounds are not uncommon. At higher altitudes, however, the growth rate, though not the breeding rate, decreases and few fish weighing more than half a pound have been recorded. Although the indigenous peoples eat fish of only a few ounces in weight and are quite content with small *Tilapia*, investigations are continuing to determine other species more suitable for highland conditions. The distribution of *Tilapia* is therefore being restricted to bodies of water where a mosquito problem exists, and they have been released as a form of biological control

into swamps and lagoons carrying large numbers of mosquito larvae and in other areas where spraying is not practicable.

Two important species of pond-cultured tropical fish, *Trichogaster pectoralis* and *Osphronemus gouramy*, have been introduced under both highland and lowland conditions. The breeding programme at Dobel, Mt. Hagen, has not proved satisfactory and it is considered that the altitude (5,500 ft.) is too great for the fish to breed.

The growth of the giant gouramy in small fertilized ponds in the Warangoi valley, Gazelle Peninsula, New Britain, is excellent. The largest gouramy there weighed 4 lb. 12 oz. at nineteen months with only a few ounces difference in the five surviving fish.

The Cantonese and Singapore varieties of carp which were introduced during 1959-60 are both well established, and, although breeding is not sufficient to ensure propagation on a large scale, some fry have been produced and distributed. The Cantonese variety is the smaller and grows quickly to maturity, those at Dobel having reached 3 lb. in weight. The Singapore carp at Dobel have grown to 3½ lb. and would appear to be ideally suited to pond culture under highland conditions. Depredations by birds, particularly cranes and cormorants, however, have taken toll of the easily visible Singapore carp fingerlings.

Living quarters and a small laboratory have been erected at the experimental station at Dobel and a fresh-water biologist is stationed permanently in the area.

Water temperatures are important to fish cultivation in the highlands. The surface temperature of a pond may simulate tropical conditions even at 5,000 ft., while the bottom temperature probably seldom rises above 75° F. and at night falls below 60° F.

Part of the problem in stocking natural waters is that the temperature of the larger rivers on the highland plateau at 5,000 ft. often exceeds 80° F. and in this transitional zone the fauna is not well developed.

*Preservation.*—Experiments to improve the standards of fish preservation are continuing and have included work on a process of smoke-curing in a smoke house of a simple design suitable for village use.

*Handbook of New Guinea Fishes.*—A handbook, being prepared by the Division of Fisheries and Oceanography of the Commonwealth Scientific and Industrial Research Organization at Cronulla, Sydney, is expected to be published in 1962-63. In addition to fishes of Papua and New Guinea the book will relate to fish from West New Guinea and the British Solomon Islands Protectorate.

#### *Training.*

Fourteen fishery assistants from the Territory are being trained by the Fisheries Division. Training covers a minimum period of three years and involves a study of fish and shell species together with the problems of river, estuary and reef fishing, the construction and repair of different types of fishing gear, seamanship and fishing operations.

Those who pass their examinations may proceed to more complex training leading to qualifications which will enable them to give instruction in villages on fishing methods and the preparation of fish for market, to take charge of station and field work, to design and operate new gear and to manage fisheries vessels up to 60 feet in length.

Depending on the qualifications they obtain the assistants are stationed at various places in the Territory where they can best assist local fishermen, or are attached to technical personnel for survey work.

Seven fishery assistants from the Trust Territory have now qualified as fishery fieldworkers—four as Grade I and three as Grade II—and are carrying out fisheries work in various parts of the Territory.

The training of indigenous fishermen continued during 1961-62 and direct assistance was given to a number of fishermen in catching and marketing fish.

## CHAPTER 6.

### FORESTS.

#### *General.*

Forests cover more than 70 per cent. of the total area of the Territory. In type they vary from the swamp and lowland forests of the coastal plain to the alpine vegetation and moss forests. The lowland forests contain most of the readily accessible, millable timber. Although the mid-mountain forest types, lying between an altitude of 1,500 feet and 7,000 feet, contain large areas of good forests, access to this timber is difficult except in Bulolo Valley which is connected by a good road to the port of Lae.

Generally the coastal forests are very complex in structure, but there are substantial areas of the foothill forests in northern New Guinea where a dipterocarp (*Anisoptera polyandra*) forms a considerable portion of the stand.

#### *Legislation and Policy.*

The forest law of the Territory is embodied in the *Forestry Ordinance* 1936-1951 and *Forestry Regulations* which provide for the protection and management of forests, timber reserves and forest produce, acquisition of land and timber rights, the issue of timber permits and licences, control of exports and the collection of fees and royalties. Control of forestry diseases and pests is provided for under quarantine legislation. There were no amendments to the forest law during the year.

Under the provisions of the *Forestry Ordinance* 1936-1951 the Department of Forests controls two types of land—

- (a) land purchased by the Administration, which may be subdivided into—
  - (i) territorial forest—dedicated and declared for perpetual management;

- (ii) timber reserves;
  - (iii) land purchased for forestry purposes, but for various reasons not yet classified or dedicated as a territorial forest or timber reserve;
  - (iv) land purchased for non-forestry purposes such as agriculture, but which is under forest at the time of purchase. Removal of timber from such land is regulated by means of timber permits and licences; and
- (b) land over which timber rights only have been purchased. Timber removal is regulated and the land is declared Administration land for the purposes of the Forestry Ordinance. Timber rights are purchased to permit controlled exploitation of areas over which land alienation is not possible at the present time.

The conditions under which land may be acquired by the Administration for forestry and other purposes are described in Chapter 3 (a) of Section 4 of this Part.

The development and management of the forest resources involve—

- (i) protection of forests;
- (ii) reforestation by establishment of new plantations and silvicultural treatment to ensure natural regeneration of harvested forest areas;
- (iii) experimental afforestation;
- (iv) research to improve existing techniques;
- (v) supervision of saw-milling activities in the Territory;
- (vi) provision of services of botanical investigation and identification; and
- (vii) investigation to demarcate timber stands of economic importance and compilation of detailed working plans for those forests set aside for the production of timber.

The average population density of the Territory is estimated to be between fourteen and fifteen persons per square mile. This is comparatively light and means that very large areas of forest are still untouched. Efforts are being made, therefore, to channel present expansion of the timber industry into areas which must be agriculturally developed in the near future and thus not only ensure the profitable use of the timber on such areas but give more time for the investigation of the areas to be permanently set aside as forests. This will allow time, too, for the development of satisfactory silvicultural techniques for such forests when they are brought under management.

Where forest land is more suited to agricultural development than to permanent forestry, timber rights only may be acquired if the agricultural development is to be carried out by indigenous owners. In such cases the granting of timber concessions ensures that the timber is used and not wasted in agricultural clearing operations.

#### *Attitude of and Effect on Indigenous Inhabitants.*

The attitude of the indigenous inhabitants is generally favourable to the granting of timber concessions. They realize that the establishment of substantial milling and logging operations in their respective areas leads to the development of better access facilities and provides not only marketing opportunities for them but also opportunities for gainful employment.

The undisturbed high quality forest which is most desirable from a forestry viewpoint generally occurs in areas with light indigenous population where incursions of shifting cultivation and fires are not marked. After purchase of land rights in such areas more than adequate agricultural land still remains for the present and future needs of the indigenous population. In densely populated areas, timber rights only are purchased. This does not affect the agricultural potential of the area because timber removed would otherwise be destroyed when the land is being cleared. Consequently, no population movements have resulted from grants of timber permits or licences.

The opening of forest industries does, however, create opportunities of employment which attract workers from densely to lightly populated areas. Where small timber rights concessions are granted in densely populated areas (e.g. Eastern and Western Highlands) the indigenous populations have opportunities for local employment and a source of income from the resulting commercial enterprise.

#### *Forest Service.*

The forest policy of the Territory is administered by the Department of Forests with head-quarters in Port Moresby. The organization within the Trust Territory consists of two regions, headed by regional forest officers stationed at Rabaul and Lae. The Division of Botany has its head-quarters in Lae.

The territorial forest service began with the appointment of two trained foresters in 1938. The service was re-established after the war and is gradually being built up by recruitment of qualified staff. Of the present strength of the Department of Forests more than three-quarters are stationed in the Territory of New Guinea.

The Commonwealth Scientific and Industrial Research Organization, through its division of Forest Products, has continued to give valuable technical advice on forestry matters, including identification of wood samples and determination of uses of various species.

Forestry stations and research centres and nurseries are established at Bulolo, Wau and Lae in the Morobe District, Goroka in the Eastern Highlands District and Keravat in the New Britain District. An officer of the Department has been permanently posted to Cape Hoskins to supervise the exploitation of the timber stands in that area.

The Lae botanical nursery provides a number of ornamental plants for limited distribution to the public. Because of the establishment of nurseries in the highlands districts, the distribution of tree seedlings to the highlands is now limited to special species required for trial purposes.

### *Recruitment and Training.*

*Recruitment.*—Over the next five years it is proposed to recruit approximately forty expatriate officers, mainly in the professional field, and to add to the salaried staff one hundred and seventy Papuans and New Guineans at least fifty of whom, it is expected, will have received formal training at the Forestry School, Bulolo, fitting them for appointment to sub-professional positions.

*Training.*—Professional officers (foresters) are generally recruited under a cadet training scheme. The course is a five-year one and consists of two years of basic science at an Australian University, one year practical forestry work in the Territory and finally two years at the Australian Forestry School, Canberra. Each year candidates are selected from students who have qualified for admission to a university science course in forestry, who have shown an aptitude for forestry work and who are medically fit. One cadet graduated during the year and eleven students are at present in training. Twelve cadets have graduated since the scheme came into operation.

Up to the present time training of the sub-professional staff of the Forest Service has taken the form of a four-year in-service training period through which assistant forest rangers have been able to qualify for promotion to forest ranger. In future such staff will be trained at the Bulolo Forestry School which will begin operations in January, 1963, and will be a permanent institution. It is hoped that from 1963 onwards at least ten Papuans and New Guineans with the necessary educational qualifications and aptitudes will be enrolled at the School annually for the two-year residential course for technical assistants-in-training, on completion of which they will be promoted as Technical Assistants, Grade I (previously designated Assistant Forest Rangers), and will then be eligible for promotion to higher positions in the sub-professional range. The Course will cover:

- (a) basic science, including geology, climatology, soil science and botany;
- (b) principles and methods of forest management, including silviculture, utilization and protection;
- (c) technical skills covering the use of survey, mensuration, air photo interpretation, drafting and wood technology equipment; and
- (d) general administrative procedures.

Eight expatriate recruits have been undergoing a period of intensive in-service field training and will begin a six months' formal training course in July, 1963. On completion of this they will be available for posting throughout the Territory and will be chiefly associated with management survey work.

A formal course to train Forest Fieldworkers (Surveys) will begin in July, 1962. This will be a six-months' course and will largely absorb the Department's recruits with educational qualifications from Standard 5 to Standard

7. It is expected that some 50 trainees will be enrolled in this course and that further courses will be held in future years.

### *Silviculture.*

Ultimately the tempo of silvicultural operations will be determined by the area of land dedicated to permanent territorial forest and by the use to be made of existing timber on that land. Meanwhile, as indicated above, priority is being given to the utilization of timber from land to be developed for permanent agriculture, and silvicultural techniques suitable for application to areas eventually brought under management as permanent territorial forests are being developed.

Planned reforestation of suitable areas supplemented by natural regeneration is being continued and experimental afforestation work is being carried out on the extensive grasslands of the highlands to provide basic information on suitable silvicultural techniques for use in erosion control and the reclamation of grassland areas.

During 1960-61 a Forest Officer was posted to Goroka to take charge of this work and increase the tempo of the operation. To date he has improved nursery techniques at the various nurseries which had already been established throughout the highlands, by building permanent nursery beds and demonstrating care and treatment of seed and seedlings.

Villagers and local government councils are showing a keen interest in the afforestation of the grasslands. Arboreta are being established on land set aside by several councils and the Goroka nursery is being expanded to accommodate the demands for more tree seedlings.

The principal silvicultural activities during the year were at Bulolo and Wau in the Morobe District and at Keravat in New Britain District, on areas from which merchantable timber has been harvested for the plywood manufacturing industry and for local sawmilling.

At 30th June, 1962, plantings at Bulolo-Wau totalled 6611 acres of hoop and klinkii pine and 37 acres of miscellaneous species, and at Keravat 1780 acres of mainly teak, kamarere and balsa. This represents an increase of 1166 acres for the year.

Further expansion of reforestation in the Bulolo and Wau valleys has necessitated the building of an additional four miles of road suitable for vehicular traffic. A management survey unit has been established in the Bulolo-Wau area and intensive surveys covering silvicultural and road-building activities have continued. One quarter of a mile of road was built at Keravat during the year. A permanent survey officer is stationed at Keravat to service the reforestation project.

At Bulolo rainfall for the year was 71.34 inches compared with an average of 62.89 inches over ten years.

At Keravat rainfall for the year totalled 112.94 inches.

### Nurseries.

At the Bulolo and Wau nurseries, which cater for the Araucaria planting programme, 712,000 tubed seedlings of hoop pine and 526,000 klinkii pine were despatched for planting. It is estimated that there will be 930,000 hoop pine and 870,000 klinkii pine available for the 1962-63 planting programme.

The Keravat nurseries produced 20,400 teak stumps, 4,800 *Eucalyptus deglupta*, 3,780 *Ochroma Lagopus*, 1,000 *Octomeles sumatrana* and 300 *Terminalia* seedlings.

In the Highlands Districts eleven nurseries are established and provide stock for distribution to villages, Administration centres and mission stations for general and ornamental purposes, and for arboreta and test species for afforestation of grassland. These nurseries were established before 1960-61 with the assistance of officers of the Departments of Native Affairs and Agriculture, Stock and Fisheries and since 1960-61 have been receiving the full-time attention of a forest officer.

During 1961-62, 60,000 seedlings of various species were distributed.

Seed of klinkii pine, hoop pine, kamarere and various other species were despatched to overseas governmental agencies as required.

### Natural Regeneration.

The area under natural regeneration at Keravat has increased to 1,331 acres in various stages of treatment. Further extensive treatment is being carried out over this area and an assessment made of the result of earlier treatment.

### Research.

The research programme has been greatly expanded.

The Araucaria plantations have been covered with a grid of permanent yield plots and several experiments have been established in relation to Araucaria pruning schedules. A vigorous programme of termite eradication is being carried out in the Morobe district where termite attack has been noted in the Araucaria plantations.

In the natural Araucaria forest a plot has been established to test the effect of selective logging by removing some of the Araucaria stand.

Grids of yield plots are also being established in the *Tectona* and *Eucalyptus deglupta* forests. Experiments in sawdust mulching in the *Tectona* nurseries were carried out.

The natural regeneration treatments in *Pometia tomentosa* forests are showing considerable promise. A thinning experiment was established to determine future routine treatments.

The Division of Utilization, with the co-operation of the Commonwealth Scientific and Industrial Research Organi-

zation, has continued to investigate possible utilization of the various forest species. In particular this work has included—

- (a) investigations into the possibility of developing a rattan industry;
- (b) the application of preservatives to increase the use of borer and fungus susceptible timber;
- (c) the possibility of developing a pulp or particle board industry which could utilize thinning material from Bulolo;
- (d) testing of sap replacement techniques to enable better use of round timbers; and
- (e) testing the natural resistance of local species to marine organism attack.

In connexion with (a) recent investigations have shown that the foothills and coastal rain forests of Papua and New Guinea contain excellent supplies of rattan cane suitable for the manufacture of cane furniture. Encouraging reports were received from Australian manufacturers to whom samples of the cane were sent and prospects of marketing the cane in Eastern countries are also being examined. Meanwhile the Department of Forests is giving attention to various technical aspects which would assist the development of a rattan cane industry.

Utilization investigations have been facilitated by the completion of the first stage of a utilization workshop in Port Moresby, the building being occupied in November, 1961, for experimental and research work. Several trade notes concerning the properties of New Guinea timbers were published.

### Utilization.

The history of utilization of the Territory's forests has been briefly stated in earlier reports.

Improvement by means of access within the Territory is bringing more forest areas within economic reach, while expanding agricultural development (through clearing operations) is increasing availability for the local market and for export.

As a result the indigenous population, particularly in areas of closer contact, are using more sawn timber in their own building programmes and are appreciating the opportunities for employment in the sawmilling and logging activities adjacent to their home localities. This is noticeable in the Morobe, New Britain and Sepik Districts.

Since the war the economy of the Territory has been closely linked with the extent of the Commonwealth grant. A high proportion of the grant has been expended on capital works which have created the main market for the sawmilling industry. Normally any timber surplus to local needs is sold overseas. In this environment there has been no need to protect the local sawmilling industry from adverse price fluctuations. The customs tariff gives a slight measure of protection to the sawmilling and plywood industries with a view to enabling the young industry to amortize its heavy establishment costs.

Except for plywood, the bulk of which is exported, only limited quantities of forest produce are as yet available for export. Most of the sawn exports go to Australia. As the material exported is usually of the highest grade and commands premium prices, exporters generally find a market. Lower-grade products, however, find difficulty in competing on the export market.

All royalty is paid into general revenue and is not specifically used for the benefit of the sawmilling industry. Nevertheless, the Administration, in its development policy, is carefully watching the balanced development of the Territory and its decisions on road development have been largely influenced by the need to bring access to forest areas. In addition expenditures on reforestation, which are aimed at ensuring a permanent supply of raw materials for the sawmilling industry, have been substantial and these bring both direct and indirect benefits to the peoples in the vicinity of the managed forests.

*Harvesting and Marketing.*—Log timber harvested during the year totalled 58,929,218 super. feet. The total value of all forest production is estimated to have exceeded £2,750,000.

*Permits and Licences.*—Thirty-one permits covering 388,254 acres and ten licences covering 29,878 acres were current during the year.

*Sawmills.*—The Administration sawmill at Lae, which closed on 31st October, 1961, produced 360,147 super. feet of sawn timber before that date, and output from private mills exceeded 17,500,000 super. feet. The cut of conifer material for the year, mainly from Bulolo and Wau, exceeded 19,000,000 super. feet of logs. There were 44 timber production units in the Territory of which ten cut in excess of 10,000 super. feet of log per shift.

*Plywood and Veneers.*—Approximately 32,010,010 ( $\frac{3}{8}$ -in. basis) square feet of plywood were produced during 1961-62. Total production of veneer at Bulolo and Lae was 153,167,759<sup>(a)</sup> square feet ( $\frac{1}{8}$ -in. basis), of which 149,150,995<sup>(b)</sup> square feet was taken up in the production of plywood at Bulolo.

*Exports.*—The value and quantity of timber products exported from the Territory for the period under review will be found at Appendix VII., Table 4.

#### *Surveys and Acquisitions.*

Timber rights were purchased during the year over areas totalling 38,520 acres, made up of three areas totalling 1,120 acres in the Morobe District, two areas totalling 19,850 acres in the New Britain District, one area in the Bougainville District of 16,000 acres, one area in the Sepik District of 1,450 acres and one area in the Eastern Highlands District of 100 acres.

The following survey work was carried out:—reconnaissance and preliminary investigation—120,000 acres; timber assessment—314,000 acres; management survey—55,000 acres.

It also included 19,200 chains of boundary survey for acquisition, 16,000 chains of theodolite survey for management purposes, 4,137 chains of survey for plantation control, 8,938 chains of strip survey, 84,653 feet of final road engineering survey and 660 miles of reconnaissance survey. Three hundred sample plots were established.

#### *Forest Botany.*

The Department of Forests maintains the Papua and New Guinea herbarium at Lae. The collections now include about 46,000 sheets, of which 60 per cent. originate in the Territory of New Guinea, 20 per cent. in Papua and 20 per cent. elsewhere in South-East Asia and the South-West Pacific. Specimens totalling 6,645 were distributed to overseas herbaria including those at Manokwari (West New Guinea), Brisbane and Canberra (Australia), Kew and the British Museum (London), Leiden (Holland), Harvard (United States of America), Bogor (Indonesia) and Singapore (Malaya), and 5,543 specimens were received in exchange. Duplicates were received from Canberra; Manokwari; United States National Museum, United States of America; New York Botanic Garden, United States of America; Leiden, Holland; Bogor, Indonesia; Singapore, Malaya; &c.

The Botanical Reserve at Lae has been further developed and 119 additional species of exotic and indigenous plants have been added to the gardens. Additional public amenities have increased the popularity of the garden with both indigenous and non-indigenous visitors. Exchange of planting material continues to increase.

## CHAPTER 7.

### MINERAL RESOURCES.

Gold, with silver and in some instances minor quantities of platinum and osmiridium associated, is the only mineral product of the Territory. Most of the gold is won from the Wau-Bulolo area in the Morobe District—by dredging, ground sluicing and other alluvial mining methods and, in the case of the mangano-calcite lodes near Wau, by open cut and underground mining.

Alluvial gold is produced by many small groups of native miners from localities widely scattered throughout the Morobe, Eastern Highlands, Western Highlands and Sepik Districts. Production by indigenous miners has risen to about 13 per cent. of the total gold production.

Occurrences of other minerals including copper, iron, lead, zinc, nickel, chrome, sulphur and low-grade coal have been reported and investigated, but have not been of sufficient promise to warrant their exploitation.

Oil seepages are also found near the coast in the Sepik District, but exploration which has been carried out in the past has not resulted in the discovery of prospects which would justify drilling.

(a) Previous reports gave production figures for Lae only.

(b) Wastage in the production of plywood is estimated at 34 per cent.



### *Policy and Legislation.*

The laws in operation governing mining are the *Mining Ordinance 1928-1959*, the *Mines and Works Regulation Ordinance 1935-1956*, the *Petroleum (Prospecting and Mining) Ordinance 1951-1961*, the *Mining Development Ordinance 1955-1960*, and the regulations made under these ordinances.

The Mining Ordinance governs prospecting and mining for minerals generally, and provides for the issue of miners' rights, the grant of specified mining tenements, the registration of agreements and the payment of royalty and other fees. It also provides for the appointment of officers to administer the ordinance, confers powers on wardens and warden's courts and defines their duties.

Mining operations are permitted on indigenously-owned land and alienated land only after a deposit of money has been lodged with the warden to be paid as compensation to the owner of the land for any damage done to the surface of the land or to any improvements. In the case of indigenously-owned land, the consent of the owners must be given where substantial damage is likely to be caused by mining operations.

The Mining Ordinance provides for entry for prospecting purposes on indigenously-owned land by the holder of a miner's right and for entry upon alienated land by the holder of an authority issued by the warden.

Under the ordinance all minerals are reserved to the Administration and royalties and other receipts derived from mining and prospecting are paid into the general revenue of the Territory for the benefit of the inhabitants as a whole.

The Mines and Works Regulation Ordinance provides for the making, operation and development of mines, and their technical administration. It is concerned with safety and health matters and establishes controls over mining methods, operation of machinery, use of electricity and explosives, sanitation, ventilation and drainage.

The Petroleum (Prospecting and Mining) Ordinance deals with the issue of permits and the granting of licences and leases for the exploration of oil fields. Except with the authority of the Governor-General permits must not cover more than 10,000 square miles, and the area must be reduced progressively to a maximum of 2,500 and 500 square miles at the licence and lease stages respectively.

The Mining Development Ordinance authorizes various forms of assistance to the mining industry, including financial advances on a £1 for £1 basis to persons engaged in developmental mining, assistance for the test drilling of favourable mineral deposits, advances for cross-cutting, drainage or road-making, the establishment of crushing plants, and the payment of advances on ores to be marketed outside the Territory. Provision is made for the Administration to undertake any of the above operations where it is considered that to do so would be in the interests of the mining industry.

*Royalty.*—Indigenous producers of minerals are not at present required to pay royalty. This concession has been continued in order to encourage the development of a healthy indigenous mining industry and it may be reviewed if it becomes apparent that the industry will support this impost.

Non-indigenous producers are required to pay royalty at the rate of 1½ per cent. of the value of minerals produced (less certain refining and realizing charges).

Royalty is also payable on petroleum production at the rate of 10 per cent. of the gross value of production at the well head. There has been no commercial production of petroleum to date.

Total royalty collected during 1961-62 was £7,871.

### *Administration.*

The Department of Lands, Surveys and Mines is the controlling authority administering mining through a Division of Mines.

The Geological Branch of the Department is staffed by officers of the Australian Bureau of Mineral Resources who work in close co-operation with the Division of Mines.

Wardens of gold and mineral fields are appointed by the Administrator under the *Mining Ordinance 1928-1959*, to issue miner's rights, grant and register claims, hear applications and objections in relation to the granting of mining tenements generally, arbitrate mining disputes and make recommendations to the Administrator on matters reserved for decision by him. Decisions of the Warden's Court are subject to appeal to the Supreme Court of the Territory.

Inspectors of mines are appointed to exercise controls, as prescribed in the *Mines and Works Regulation Ordinance 1935-1956*, over the physical operations of mining in matters relating to safety and health, and to perform other duties of a technical nature.

Indigenous inhabitants have all the rights conferred by the Mining Ordinance upon the holder of a miner's right and may take up, use and occupy land for mining purposes as defined by the ordinance under the same terms and conditions as non-indigenous miners. At the close of the year 275 claims were registered in the names of indigenous miners and 536 other groups were operating on unregistered claims.

The subsidy payable to small producers by the Commonwealth Government of Australia is payable to indigenous miners under the same conditions as to non-indigenous miners. The rate of subsidy was £2 8s. a fine ounce during the year under review and indigenous miners qualified for payments amounting to £13,603.

The Division of Mines maintains a technical section responsible for the operation of boring plants owned by the Administration and hired at nominal rates to individuals or mining companies for approved development

drilling projects. Three diamond drills and three percussion drills have been in operation during the year. The division also employs field assistants to assist and encourage alluvial gold mining by indigenous people; staff at 30th June, 1962, included one senior field assistant and five field assistants.

#### *Production.*

Annual production figures and figures for the values of minerals produced for the five-year period ended 30th June, 1962, are given in Appendix XII.

*Gold.*—Production of gold for the year was 42,126 fine ounces valued at £658,215. The corresponding figures for the previous year were 42,784 fine ounces and £668,506. Of the total production for the year under review 38 per cent. (by value) was obtained from dredging operations, 36 per cent. from alluvial workings and 26 per cent. from lode mining.

Large-scale gold production dates from the discovery of rich alluvial deposits in the Morobe District in 1920. Production was greatly increased in 1930 by the installation of dredges and by 1940 the gold output of the Territory reached 270,000 fine ounces per annum.

The continued decline in production over the last several years is due to known payable areas being worked out and to the progressive abandonment of areas of marginal value under the influence of rising costs. Only one of the original eight dredges is now operating in the Bulolo area.

Lode mining is carried out on a comparatively small scale by two organizations in the Wau area. The treatment plants recovered 15,408 fine ounces, compared with 13,327 fine ounces in the previous year. The value of gold production from lode mining is likely to be fairly stable during the next few years.

Production of gold from alluvial workings by indigenous miners rose slightly above that of the previous year. The value of gold and associated silver produced was £89,231 compared with £80,909 for the previous year.

*Silver.*—A total of 28,828 fine ounces of silver valued at £11,884 was produced in association with the production of gold.

#### *Mining by Indigenous Inhabitants.*

It is the policy to improve the knowledge of indigenous miners about the technical, legal and administrative aspect of the mining industry and to encourage them to search for and exploit the primary sources of gold and other materials.

Organized mining for alluvial gold is carried out in the Sepik, Eastern Highlands, Morobe and Western Highlands Districts.

Production of gold by indigenous miners in the various districts for the year under review was—

District.	Quantity (fine oz.).	Value (including Silver).
		£
Morobe .. .. .	3,865	60,982
Eastern Highlands .. .. .	1,040	16,298
Sepik .. .. .	499	7,807
Western Highlands .. .. .	264	4,144
Total .. .. .	5,668	89,231

Administration field assistants patrolling the mining areas supervise indigenous miners and instruct them in the types of alluvial methods best suited to specific claims and in mining law. They also help them mark out and register new claims and procure mining tools.

Where banking facilities are available, the indigenous miner is encouraged to operate as an independent client of the bank, lodging his gold at the bank and receiving proceeds through a bank account. Where banking facilities are not available, the Administration undertakes receipt of gold parcels and payment of proceeds to the miners. At Kainantu and Mumeng, the earlier practice of making advance and final payments in respect of many small parcels has now been discontinued. Now that indigenous miners have a better understanding of business methods, final payments of total proceeds is the only payment made.

The difficulties of maintaining accurate official records of business with indigenous miners have been overcome by the issue of identity documents, including a photograph of the miner.

In the Morobe District 21 indigenous mining parties entered into tribute mining agreements with European owners of mining claims, and at 30th June, 1962, proceeds amounting to £17,943 had been paid to indigenous accounts and £1,766 to European accounts.

#### *Mining Development.*

Measures being taken to stimulate mineral production include—

- (i) a progressive regional geological survey of the Territory by officers of the Australian Bureau of Mineral Resources;
- (ii) detailed geological surveys, as necessary, of mines, mineral fields and ore deposits;
- (iii) geophysical surveys to assist work under (i) and (ii);
- (iv) establishment of an assay laboratory to provide a free assay service to mines under active development;
- (v) provision of assistance for developmental mining by way of loans and exploratory drilling; and
- (vi) extension of the field service to assist mining by indigenous people.

*Assistance to Mining.*—Drills operated by the Administration completed a total of 3,691 feet of exploratory drilling during the year. These operations were carried out at Wau (Morobe District) and Kainantu (Eastern Highlands District).

A well equipped modern assay office has been established at Port Moresby and is in use. The service, which is free, is designed to assist in the exploration and development of mineral deposits.

The establishment of the Division of Mines enables the training and employment of indigenous workers on Administration drilling plants. The minimum qualification for entry is educational Standard 5. The training course extends over three years and the trainee is taught all the fundamental points of either rotary or percussion drilling techniques. Successful completion of the three-year training course qualifies the employee as a driller's assistant and his progress through the trades in this position depends entirely upon his ability. A Grade 3 driller's assistant would be capable of taking complete charge of an operating rig. Five employees have completed the training course and three others are in various stages of training.

*Geological Surveys.*—Staffed by two geologists seconded from the Commonwealth Bureau of Mineral Resources, the Geological Office at Wau carried out work on behalf of the Mines Division of the Department of Lands, Surveys and Mines.

Regional geological work in the Wau area included mapping of an area along the Wau-Bulldog Road and an area of Slate Creek where copper mineralization had been reported; and mapping in the Quambu and Sampa Creek areas.

Detailed studies completed in connection with the search for minerals included:—

- (a) an investigation of the Merri Creek gold mine in the Edie Creek area;
- (b) mapping of the Namie Ridge mine which is near Mount Kaindi;
- (c) supervision of exploratory percussion drilling of the Golden Gates, Golden Peaks, Edie Creek and Day Dawn mines in the Wau-Edie Creek area, and of Aifunka Hill in the Kainantu area; and
- (d) auguring and sampling in the Lake Trist area of the Morobe District where nickel-bearing ultra-basic rocks occur.

Investigations in engineering geology included supervision of exploratory drilling being carried out at the site of the Ramu Hydro-Electric Project.

#### *Duration of Mineral Resources.*

No estimate can be made of the long-term duration of mineral resources.

#### *Vulcanological Surveys*

Staffed by two geologists and four indigenous assistants, the Central Vulcanological Observatory at Rabaul has maintained continuous observations at Rabaul and at Manam Island in the Madang District. Other volcanic centres of the Territory have been investigated in response to reports of increased activity or as a part of a routine programme of surveillance.

At Rabaul, seismic, tilt, temperature, strand line, and tidal recordings have been maintained throughout the year. Weekly bulletins on teleseismic data have been prepared and distributed to international centres. The vault at the observatory was modified for the installation of standard seismic equipment of American origin. This equipment, which includes three component short and long period recorders, went into operation in February, 1962. The short period Benioff seismograph previously used at the observatory was transferred to a satellite station at Rapindik, an area which includes a group of craters close to the township of Rabaul.

At Manam continuous observations of tilt, seismic and volcanic events have been maintained by auxiliary staff occupying a temporary station established on the eastern side of the island. Daily reports have been sent by radio to the Central Observatory at Rabaul. Detailed checking of the condition of the volcano has been carried out on three occasions by professional staff from Rabaul. An eruption occurred during April, 1962. No damage was sustained in the inhabited areas of the island.

In response to reports of increased volcanic activity field investigations have been made at TONG Island and Tuluman in the Admiralty Islands, at Langila and at Rabaul on New Britain. Air inspections were made of volcanic centres on Ritter, Umboi and Loug Islands.

An officer of the Geological Section attended a meeting of the International Association of Vulcanology in Japan to gain information on the latest research into techniques of volcano surveillance and to present a paper on the result of relevant studies in the Territory.

## CHAPTER 8.

### INDUSTRIES.

#### *Manufacturing Industry.*

Manufacturing industries at present consist mainly of those processing local raw materials, for the most part for export but in some cases also for local consumption. In some instances, e.g. the production of copra, the fermenting and drying of cacao and coffee and the milling of rice—activities generally carried out on the individual holdings where the crop is grown—processing is an inseparable part of primary production, its aim being to reduce the raw materials to an economically marketable or exportable form. Even in these cases some processing has been centralized, away from the area where the crop is grown, an example being the fermenting and drying of cacao at central fermenteries owned by native local government councils.

In other cases processing is carried a step further, often in large factories, e.g. the production of coconut oil and copra oil cake and meal; of sawn timber, plywood and veneers; and of passionfruit pulp and juice.

Industries other than those concerned with the initial processing of local raw materials include the manufacture of furniture; joinery; boat-building; the manufacture of biscuits and baking generally; brewing; printing; the manufacture of twist tobacco (mainly from imported leaf), cordials, and clay bricks; and general engineering.

#### *Local Handicraft and Cottage Industry.*

Local handicrafts include wood-work and cane-work, basketmaking, pottery, sail-making and net-making and some weaving.

Production is mainly to meet the requirements of the indigenous people, but articles such as wood carvings, baskets, mats, etc., are also being sold overseas.

#### *Tourist Industry.*

The development of tourism as an organized industry is only in its infancy. Late in 1960 a Tourist and Travel Association was formed with the backing of certain local interests and the support of the Administration to promote the industry. The flow of visitors, mainly from Australia, is increasing, and from time to time cruise ships call at Territory ports from overseas.

#### *Industrial Development.*

The aim of the Administering Authority is to promote industries which will stimulate the growth of the economy without disrupting social conditions or introducing harmful elements.

The authority responsible for the development and promotion of industry in the Territory is the Department of Trade and Industry, the establishment of which was referred to in the last report.

Measures to assist the growth of industry include adjustment of import tariffs and excise duties in the case of certain industries, special rates of depreciation allowance for income tax purposes where this appears warranted, and preference under certain conditions for Territory produce in Government purchases. In the case of the plywood industry the Government has assisted by active participation with private enterprise in its establishment and operation. Roads, air and sea transport services, and power and water facilities are being increasingly developed.

The development of industry by the indigenous people is assisted by the credit facilities for economic development offered by the Administration. *The Treasury Ordinance 1951-1960* provides that the Administration may guarantee the repayment of a loan made by a bank, while under the *Native Loans Fund Ordinance 1955-1960* loans of up to £5,000 may be made for industrial purposes to approve authorities and organizations, including local government councils, and also to individuals. Co-operative societies which are eligible for loans under the foregoing schemes may also negotiate loans and overdrafts

direct with commercial banking interests. More detailed information on credit assistance is given in Chapter 2 of Section 3 of Part VI of this report. In addition the Department of Agriculture, Stock and Fisheries administers funds for the procurement of agricultural and processing machinery which is applied to the benefit of the indigenous people.

#### *Industrial Licensing.*

There are no systems of industrial licensing or control.

#### *Fuel and Power Facilities.*

*Fuel Distribution.*—Two major oil companies import bulk fuel by oil tanker from Singapore and Indonesian ports to bulk installations at Madang, Lae and Rabaul. The ports of Wewak, Lorengau and Kavieng also have bulk tanks which are supplied from Madang and Rabaul respectively by the small tanker operating out of these ports. Motor spirit, kerosene and most grades of aviation fuel (including jet fuels) are imported in bulk.

Products are distributed to the hinterland from Lae in plastic containers and the cost of essential fuels to those areas has thus been reduced. Coastal areas are serviced by coastal vessels which freight fuels in 44-gallon and 4-gallon drums.

All oils are imported in packages.


*Electricity.*—The Administration supplies electricity to the public in the principal towns and stations of the Territory by means of diesel generating plant, except at Goroka where a hydro-electric plant is operated. Bulolo Gold Dredging Limited, which operates hydro-electric plant for its own requirements, also makes electricity available for public use at Wau and Bulolo.

The *Papua and New Guinea Electricity Commission Ordinances 1961* provide for the setting-up of a commission to be responsible for the generation, distribution and sale of electricity throughout the Territory of Papua and New Guinea. It is proposed that the Commission will assume its full powers and functions on 1st January, 1963.


The present generating capacity of the plant operated by the Administration in the principal towns is—

	—					Installed Capacity at 30th June, 1962.
						kW.
Rabaul	..	..	..	..	..	3,000
Lae	..	..	..	..	..	2,640
Madang	..	..	..	..	..	870
Wewak	..	..	..	..	..	413
Goroka	..	..	..	..	..	400
Lorengau	..	..	..	..	..	60
Kavieng	..	..	..	..	..	194
Kokopo	..	..	..	..	..	32
Sohano	..	..	..	..	..	37


The transmission system of the major plants consists of primary voltage of 11,000 volts and secondary distribution voltage of 415-240 volts, 3-phase, 50-cycle.




Remoulding works, Rabaul.



Furniture factory, Rabaul.



Copra crushing mill, Tobol, Rabaul.



Plywood mill, Bulolo.

Electricity charges and the supply of electricity for lighting and other purposes are regulated by the *Electricity Supply Ordinance 1951*. The rates paid by consumers are—

		Goroka.	Elsewhere in the Territory.
DOMESTIC USE—PER MONTH.			
		Each <i>s. d.</i>	Each <i>s. d.</i>
First 10 units	.. .. .	1 3	1 3
Next 30 units	.. .. .	0 8	0 8
Next 150 units	.. .. .	0 4½	0 6
Balance	.. .. .	0 3	0 4½
COMMERCIAL USE—PER MONTH.			
First 50 units	.. .. .	1 3	1 3
Next 200 units	.. .. .	0 8	0 8
Next 400 units	.. .. .	0 6	0 7
Next 4,000 units	.. .. .	0 4	0 6
Balance	.. .. .	0 3	0 4½

The domestic tariff applies only to dwellings, boarding houses, churches, clubs, halls, &c.

Investigations are proceeding on a proposal to construct a hydro-electric station on the Upper Ramu River near Youki Dome, some 9 miles from the township of Kainantu, from which transmission lines operating at 66,000 volts will extend to Lae, Madang and Goroka and possibly to Mount Hagen. At a later stage the Lae transmission circuits will be operated at 132,000 volts. Geological survey teams from the Commonwealth Bureau of Mineral Resources have investigated the proposed power station site and have reported favorably and a programme of diamond drilling will be shortly carried out to provide information for the design of tunnels and other civil engineering works. Present planning envisages that the first stage of the scheme will be commissioned in the early 1970's.

## CHAPTER 9.

### TRANSPORT AND COMMUNICATIONS.

#### *Postal Services.*

Postal services in New Guinea are provided under the *Post and Telegraph Ordinance 1912-1916 (Papua, adopted)* in its application to the Territory of New Guinea and the *Postal (New Guinea) Regulations, 1959*.

*Postal Facilities.*—The Administration provides a full range of mail and postal services except house-to-house deliveries by postmen. Mail is delivered by means of private bags, private boxes and *poste restante*. Facilities are available for registration and cash-on-delivery parcels services and provision is made for air letters and air parcels.

Post offices providing full postal and telegraph facilities are established at the following centres:—

Aitape*	Kavieng	Mount Hagen
Angoram	Kieta*	Namatanai*
Banz*	Kokopo	Rabaul
Bogia*	Kundiawa*	Sohano
Buin*	Lae	Talasea*
Bulolo	Lorengau	Ukarumpa*
Finschhafen	Madang	Wabag*
Goroka	Maprik*	Wau
Kainantu	Minj*	Wewak
Kandrian*		

Agency post offices which are conducted by field staff of the Department of Native Affairs on behalf of the Department of Posts and Telegraphs are being converted, wherever possible, to non-official status in order to relieve Native Affairs officers of post and telegraph duties.

Details of postal articles handled and money orders issued and paid are contained in Appendix XV.

*Carriage of Mails.*—Surface mails are conveyed to and from Australia by ship at approximately weekly intervals. Some ships from eastern ports call at Rabaul and other ports en route to Australia and provide a surface mail link additional to the regular Australia-New Guinea shipping service provided by vessels of the Burns Philp Line and the New Guinea-Australia Line.

Surface mails are conveyed to and from West New Guinea by ships of the N.V. Koninklijke Paketvaart-Maatschappij Line. Exchanges are made approximately once in every three weeks.

Airmail services operate to and from Brisbane, Sydney and Melbourne six times weekly, and to and from Townsville and Cairns once weekly. These services are linked at Lae and Port Moresby with internal air services.

In addition there are weekly services for the exchange of air mails between Lae and Honiara (British Solomon Islands), and between Lae and Hollandia (West New Guinea). Particulars of these services may be found in Appendix XV.

Within the Territory mails are conveyed principally by aircraft but small ships and road transport are also used. Particulars of internal air and airmail services are given in Appendix XV.

The Universal Postal Convention (Ottawa, 1957) applies to the Territory.

A parcel mail exchange operates between the Territory and the United States of America. The arrangement for the exchange of uninsured parcels with West New Guinea, introduced on a trial basis for six months from 1st April, 1960, is now on a permanent basis, the Agreement having come into force on 10th August, 1961.

\* Money order facilities are not provided at present.

*Postal Charges.*—Internal surface rates of postage are prescribed from time to time. From 1st December, 1959, the rate for first-class mail matter was fixed at 5d. for the first ounce and 3d. for each additional ounce. Other rates apply to mail matter according to classification and weight.

Letter-class articles and other categories of mail matter in letter form not exceeding ten inches in length, five inches in width and three-sixteenths of an inch in thickness are conveyed by air free of airmail fee to the post office nearest the office of delivery when such treatment expedites delivery of the articles. Business papers, printed papers, merchandise, newspapers, periodicals and books, the dimensions of which exceed those referred to above, if to be conveyed by air, may be accepted at letter rate, air parcel rate, or the rate for the category to which they belong plus an airmail fee of 3d. per ounce. The rate applicable depends on the weight of the article. Parcels posted within the Territory are conveyed by air free of surcharge if the weight of the article does not exceed one pound. Parcels weighing more than one pound, if conveyed by air, continue to be surcharged one shilling per pound after the first pound. Parcels posted overseas, pre-paid at surface rate of postage and for delivery at Territory destinations to which air carriage is the only means of conveyance, are surcharged at the rate of ninepence per pound or portion thereof. All other classes of mail matter received from overseas and mail matter posted within New Guinea for delivery in overseas countries are transported within the Territory by the first available shipping or air service.

Charges for private boxes range from £1 to £8 per annum according to the size of the box and the location of the post office. For private bags a basic rate of £1 10s. per annum applies but the rate is increased in proportion to the frequency of the service.

In accordance with the rules of the Universal Postal Union governing international postal services, literature for the blind is exempted from all postal charges.

*New Issues of Postage Stamps.*—A new issue of postage stamps in the denominations of 1d., 3d., 1s. and 2s. and featuring Territory people was made on 26th July, 1961. The 1d. stamp is beetroot in colour and depicts a young woman of the Highlands. A portrait of an elder of the Tari area was chosen for the 3d. stamp, which is navy blue in colour. The designs selected for the 1s. and 2s. stamps depict Papuan dancers; the 1s. stamp, green in colour, shows a female, whilst the 2s. stamp, burgundy in colour, features a male dancer.

A special issue of three postage stamps was made on 7th April, 1962, to publicize the World Health Organization's programme for eradication of malaria. A symbolic design recommended by the World Health Organization was chosen for the stamps, which were in the denominations of 5d., 1s. and 2s. The shades chosen were 5d., blue and red; 1s., lemon and red; 2s., green and black.

### *Telephone and Radio Telephone Services.*

Except for about 120 telephones in Bulolo, all internal telephone and radio telephone services are owned and operated by the Administration. All external telephone and radio telephone circuits are owned and operated by the Overseas Telecommunications Commission of Australia.

Continuous telephone service is available at Goroka, Kavieng, Kokopo, Lae, Madang, Mount Hagen, Rabaul, Wau and Wewak, and services on a limited basis are available at Bulolo, Finschhafen, Lorengau and Toléap.

Improvements to the telephone service during the year included the installation of an additional 400 lines of equipment in the Lac Exchange and the consequent connection of waiting applicants.

The total number of telephones in use increased from 3,096 to 3,454. Details of services provided are shown in Appendix XV.

Rentals for exclusive telephone services are as follows:—

- (a) *Measured Rate Service.*—Subscribers connected to and within a radius of 25 miles of an exchange with unit fee automatic metering facilities and having access to the stated number of subscribers at the unit fee—

<i>Business—</i>	Per annum.		
	£	s.	d.
(i) From 1 to 2,000 subscribers ..	7	12	6
(ii) From 2,001 to 7,500 subscribers ..	8	17	6
The unit fee is 4d.			
<i>Residence—</i>			
(i) From 1 to 2,000 subscribers ..	6	12	6
(ii) From 2,001 to 7,500 subscribers ..	7	17	6
The unit fee is 4d.			

- (b) *Flat Rate Service.*—Subscribers connected to and within a radius of 25 miles of an exchange which is not equipped with unit fee automatic metering facilities and having access to the stated number of subscribers within that particular network—

<i>Business—</i>	Per annum.		
	£	s.	d.
(i) From 1 to 2,000 subscribers ..	33	15	0
(ii) From 2,001 to 7,500 subscribers ..	35	0	0
<i>Residence—</i>			
(i) From 1 to 2,000 subscribers ..	16	15	0
(ii) From 2,001 to 7,500 subscribers ..	18	0	0
Local calls are free.			

Trunk line service is available at Bulolo, Goroka, Kavieng, Lae, Lorengau, Madang, Mount Hagen, Rabaul, Wau and Wewak.



Trunk line calls are charged on a zone system. The following charges apply:—

Intra-zone calls.—3s. for three minutes or part thereof.

From one zone network to an adjoining zone network—6s. for three minutes or part thereof.

From one zone network to other than an adjoining zone network—9s. for three minutes or part thereof.

Particular person call fees are also payable.

The total of trunk line calls originated during the year and handled via the Territory internal telephone network was 76,732.

The New Guinea trunk network is linked to the Papuan trunk network.

An administrative radio-telephone channel operates on request by either Administration between Port Moresby and Hollandia.

#### *Telegraph Services.*

For radio-telegraph purposes the Territory is divided into zones with zone centre stations at Lae, Rabaul, Kavieng, Lorengau, Madang, Mount Hagen, Wewak, Sohano and Goroka. Within these zones there are now 278 outstations equipped with radio transceiver equipment—an increase of 25 for the year.

The Administration owns and operates all internal telegraph services and also operates the ship-to-shore services at Kavieng, Madang and Wewak on behalf of the Overseas Telecommunications Commission (Australia). All other external services are owned and operated by the Commission. The radio stations for external telegraph circuits operated by the Overseas Telecommunications Commission (Australia) are located at Lae and Rabaul and both stations transmit direct to Australia.

A direct telegraph circuit is operated by the Overseas Telecommunications Commission, on a schedule basis, between Port Moresby and Hollandia.

A phonogram service enables telegrams to be lodged from all subscribers' telephones.

The total number of telegraph messages handled decreased from 705,391 to 683,271 during the year.

#### *Planned Development.*

The equipment mentioned in the 1960-61 report, which was intended to provide two additional channels for the VHF link between Port Moresby and Lae has been received. Some modifications have been found to be necessary, however, and these, when carried out, will merely have the effect of improving the existing three channels without increasing the number of circuits. Subject to intermodulation tests, it is expected that the modified equipment will enable the six-channel telegraph system to be brought into operation during 1962-63.

The installation of the Sohano magneto exchange has been deferred pending a decision on the resiting of the town.

Automatic exchange equipment has been ordered to replace the present magneto service at Tolcap. The magneto telephone exchange at Mount Hagen will be replaced by a common battery installation when a building is made available.

Work on the improvement of trunk line services between Lae, Madang, Goroka and Mount Hagen is continuing, and when this project is complete, trunk line service will be available at these centres between the hours of 6 a.m. and 6 p.m. daily.

Automatic exchange equipment including associated automatic trunk switching equipment has been ordered for Wau and Bulolo. In addition, automatic trunk exchange switching equipment has been ordered for Lae.

The emergency communication service, which operates on a duplex system on a 24-hour basis and is under the control of the Port Moresby zone centre, continued to function satisfactorily. Since its inception in September, 1957, this service has been of the utmost benefit to people residing in outlying areas of Papua and some areas in New Guinea.

The planned provision of an additional control station at Rabaul during 1961 has been delayed, but it is expected that the difficulties encountered will soon be resolved.

Equipment to provide for a second outstation channel at Rabaul will not now be available until late in 1962.

#### *Employment of Indigenous Staff.*

Indigenous staff employed in the Trust Territory in connexion with the telephone, radio telephone and telegraph services total 147 including 16 telegraph operators, 36 telephonists, 29 messenger-cleaners, 26 technician's assistants, 1 labour foreman, 3 clerical assistants, 3 stores assistants, and 33 lineman's assistants. All are employed as Administration servants or in the Auxiliary Division.

#### *Post and Telegraph Training.*

The Posts and Telegraphs Department's residential Training College, Port Moresby, provides in-service training in a variety of postal and telecommunications occupations. Trainees (at present indigenous only) are trained, as far as practicable, to a level which qualifies them for entry to the Third Division of the Public Service.

*Radio and Telephone Technicians.*—The minimum educational qualification for admission to this course is Standard 9. The course is a five-year one, the first two years being spent full-time at the college and the remainder mainly in the field. At 30th June, 1962, five trainees from New Guinea were in training.

Subject to the successful completion of their examinations, the first group of three New Guineans will graduate in 1965 and the other two in 1966. On completion of their training, they will be eligible for entry to the Third Division of the Public Service.

*Communications Trainees.*—This category includes telegraphists and teleprinter operators. The desirable entry qualification is Standard 9, although a minimum of Standard 7 has been accepted in some cases. The length of the course varies from three to four years, spent partly in the college and partly in the field. At 30th June, 1962, five communications trainees from New Guinea were attending the College and four students were posted to working stations for twelve months' on-the-job training; when the latter have completed their on-the-job training and are in possession of Grade 9 educational qualifications, they will be eligible for appointment as Communications Officers.

Three students, including two New Guineans, recently qualified as Third Division Communication Officers and are working in Port Moresby.

*Postal Trainees.*—Clerical assistants (Auxiliary Division) and postal officer's assistants possessing Standard 9 or higher educational qualifications may undergo the Postal Assistant Training Long course of three to four years' duration. Training is given in all aspects of the operation and management of a post office. Approximately half of the course is devoted to training in the field and the remainder to study at the college. Successful completion of the course will qualify trainees for advancement to the position of postal assistant and, with the appropriate educational qualification, to the Third Division. At 30th June, 1962, ten trainees from New Guinea were in training in Port Moresby, Papua.

Of this number four should complete the course in 1964 and the remaining six in 1965.

Postal officer's assistants with a qualification lower than Standard 9 receive on-the-job instruction, and selected persons attend a short term training course of eight weeks' duration.

During the year one short course was conducted and three New Guinean students attended it.

*Linemen.*—A two-year course for Linemen-in-training began in February, 1962. It included two New Guineans, one of whom will be eligible for entry to the Third Division on completion of his training in 1964.

Before the beginning of this two-year course, there were insufficient students of Standard 7 or higher educational qualification, and training was therefore limited mainly to refresher courses of sixteen weeks' duration for Administration servants.

*Advanced Training.*—During 1963, selected trainees who show appropriate aptitude will undergo three months' advanced training at the Training College in the duties and responsibilities of positions up to the designation of

Postmaster. This will be followed by a period of practical training on-the-job, understudying postal clerks, assistant postmasters and postmasters.

On successful completion of these courses and provided the officers also obtain the necessary educational qualifications, they will be eligible for promotion to positions up to Postmaster Grade 1.

#### *Radio Broadcasting Services.*

An Administration radio broadcasting station VL9BR was brought into operation in Rabaul on 30th October, 1961, using high frequency communication transmitters which were supplied and installed by the Department of Posts and Telegraphs. Broadcasts are made in the evenings and are primarily designed to cover the area in reasonable proximity to Rabaul.

Medium and short-wave programmes are broadcast to New Guinea from the Australian Broadcasting Commission Stations 9PA and VLT6 located at Port Moresby. The Commission is planning to open another station, 9RB Rabaul, in the near future.

Radio receiving sets are not licensed in the Territory at the present time. The introduction of a system of licensing is still under consideration.


#### *Roads.*

Except for coastal shipping and a few inland waterways road transport provides the only alternative to air transport and substantial sums of money for roads and other basic services necessary for economic advancement will continue to be provided. Terrain and climate, however, make the construction and maintenance of roads extraordinarily difficult.


The construction of major roads and bridges is carried out by the Commonwealth Department of Works and the Territory Department of Public Works, contracts being let by these departments to private enterprise for road construction and maintenance.

Most roads are of improved earth construction with gravel, &c., in the weaker sections. Bituminous surfacing is used in the main towns, whilst in the coastal regions some roads have been well constructed with crushed coral. In many areas the indigenous people co-operate with the Administration in the construction of roads.

An all-weather road from a coastal port to the highlands is necessary for the economic advancement of the area. It is considered to be in the best interests of the Territory to improve the existing road from Lae on which a great deal of work has already been carried out. Many sections have been completed to a fair standard, but substantial improvements are still required to make it trafficable throughout for medium-weight vehicles. The bridge across the Leron River, a major project, had been completed at the end of June, 1962, and the approach works were well advanced. With the completion of these works, an all-weather road will be available for almost



At the Posts and Telegraph Transmitting Station, Rabaul.



Administration Radio Station, Rabaul.

the full length of the Markham Valley. The next major improvement is the track over the mountain range between the Markham Valley and the highlands. After extensive investigation of five routes over the mountains, all of which involved many difficulties, a route via the Kassam Pass was selected and a road through this pass is being designed.

The main highlands road to the coast will connect with many feeder roads, built with local resources of labour and material, and link many highland centres.

A 100-foot steel and concrete bridge of two spans which was built by an Australian Army Unit, No. 24 Construction Squadron, at Boram, near Wewak, was officially opened in February, 1962. This bridge, valued at £40,000, is the first major construction work in an Army project to build a road through the mountains from Wewak to Lumi, a distance of 110 miles in a direct line, but considerably more overland.

Other important works in hand include an access road—the Buka Passage-Kessa Road, Bougainville District—and development roads in the Warangoi area, New Britain District.

Special attention is at present being given to drawing up an integrated road and air transport development plan which will involve the construction of additional aerodromes as well as roads.

Expenditure on road and bridge construction and maintenance over the last five years was as follows:—

				£
1957-58	..	..	..	564,152
1958-59	..	..	..	577,770
1959-60	..	..	..	648,380
1960-61	..	..	..	690,587
1961-62	..	..	..	873,982

These figures do not include expenditure on roads laid down in timber logging operations under the provisions of the Forestry Ordinance or expenditure on roads and bridges by the Army Construction Squadron in the Sepik District.

At 30th June, 1962, there were 4,805 miles of vehicular road and approximately 16,000 miles of bridle paths in use. Of the vehicular roads, 3,417 miles were suitable for medium and heavy traffic and 1,388 miles for light traffic only. The bridle paths are designed for pedestrian traffic and in general are four feet or less in width and not fully bridged. Some of the light traffic roads are suitable only for motor cycles. Particulars of mileages of vehicular roads by district are given in Table 14 of Appendix XV.

#### *Road Transport and Railway Services.*

With the extension and improvement of the road system, road transport services continue to increase. The principal all-weather roads begin at the main ports and road transport services now carry a significant volume of inward and outward traffic in adjacent areas. The improvement

of the light traffic roads in the highlands allows vehicles carrying heavier loads to operate and at certain times of the year trucks are able to travel from Lae to Mount Hagen and beyond. The usefulness of this road will be increased with the elimination of the difficult crossing of the Leron River by the bridge referred to above.

Regular road transport services operate in the principal towns.

Details of motor vehicle registrations and drivers' licences are given in Tables 15 and 16 of Appendix XV.

There are no railways in the Territory, and there are no plans for their introduction.

#### *Air Transport Services.*

Civil aviation in the Territory is administered by the Commonwealth Department of Civil Aviation and is operated in accordance with the standards and recommended practices of the Chicago Convention and the International Civil Aviation Organization.

*Conditions.*—Civil aviation in New Guinea faces hazards not normally encountered in everyday flying in other parts of the world. Operations are conducted in exceptional circumstances because of high mountains and heavy clouds, the latter building up to heights of between 40,000 and 50,000 feet. Because of the lack of suitable level sites it has been necessary, in many instances, to build airstrips regardless of prevailing winds and surface slope. As such strips are normally made from the natural surface, many of them are affected by even light rainfall.

These difficult conditions are offset in some measure by the requirement that pilots must obtain a good first-hand knowledge of the route before acting as pilot-in-command; by the aptitude of Territory pilots, particularly in the Highlands, in assessing weather conditions, and by special aids that have been developed on the spot. A comprehensive radio network between aerodromes and air traffic control centres ensures that reports on weather conditions, rainfall and airstrip surface conditions are available to pilots. Some air services operate in competition with surface transport, but in many cases they provide the only means of transport for inaccessible inland centres. Air services are a most important factor in the maintenance and development of such areas and operate in a pioneer atmosphere, much of the traffic being carried on a charter basis.

To ensure the safe, orderly and expeditious flow of air traffic in the Territory, the Commonwealth Department of Civil Aviation maintains air traffic control centres at Lae and Madang and airport control units at Wewak and Goroka. These establishments provide aeronautical and traffic information and an operational control service to aircraft in flight. Positive control is also exercised over aircraft in the control zones at these locations. Search and rescue facilities comprising inflatable dinghies and store-pees which contain survival and medical equipment are maintained at Lae, Madang, Wewak, Goroka and

Rabaul. Aerial search action is co-ordinated by air traffic control and assistance in this regard is provided to other government agencies on request.

The airspace over New Guinea is divided into a number of Flight Information Zones (FIZ). Within each FIZ a major civil aviation centre is responsible for the provision of aeronautical communications. All major centres are joined by fixed service communication channels to permit rapid liaison between themselves and with Port Moresby, which is the main centre for Papua. The whole system functions as a protective umbrella over the Territories of Papua and New Guinea, under which the relative positions of all aircraft are recorded and the necessary flight planning information relating to weather, state of aerodromes and navigational facilities is immediately available.

*Capacity and Routes.*—Schedule and charter flights provide a network of air transport throughout the Territory and regular air services are maintained with Papua, the British Solomon Islands, West New Guinea and Australia. Lists of aerodromes and alighting areas in the Territory, the routes operated, frequency of services and other aviation information are included in Appendix XV.

*Types.*—The types of aircraft used on internal and external services are listed in Appendix XV.

*Fares and Freight Rates.*—Tariffs for the carriage of passengers and cargo are set out in operators' published time-tables and in various airline guides.

*Owners.*—None of the airlines conducting services in the Territory is owned by the Administration. There were 14 registered aircraft owners and 67 registered aircraft at the 30th June, 1962.

*Subsidies.*—Operators are indirectly subsidized by the provision of aerodromes and other facilities at charges which recover only a portion of the expenditure necessary for their provision and maintenance.

*Improvements.*—All regular public transport services in the Territory are now operated under the authority of airline licences and this has resulted in an improvement in the standard of service offered to the travelling public.

With the introduction in 1961 by the Department of Civil Aviation of higher operating standards for DC.3 aircraft, uplift weights were reduced at certain aerodromes which, under the raised standards, were not long enough to permit all-up-weight operations. This resulted in increased costs and a programme of aerodrome improvement was therefore inaugurated to help reduce them. At the same time, operators stripped their DC.3 freighters of all but essential operational equipment, and in some instances, equipped them with jet-assisted take-off units.

It soon became clear, however, that the only improvement likely to bring real relief on the Highlands routes would be the extension of Madang aerodrome, which is the main airport for the movement of freight to the Highlands centres. Accordingly in November, 1961, the

Department of Civil Aviation made a sum of £50,000 available for this work, the first stage of which, involving extension of the runway by 700 feet, has been completed.

As a result of these various steps DC.3's are in some instances now lifting larger loads than was the case before the introduction of the higher safety standards.

Further reclamation of the low-lying ground for a building area was completed at Madang and airlines are in the course of erecting three hangars and two small terminal buildings.

The runway at Lae has been given a bituminous surface treatment during the year and there have been a number of minor improvements to buildings and to the movement area.

During the year a new operations building was completed and commissioned at Rabaul, while minor improvements to buildings and movement areas have been carried out at Goroka, Wewak, Momote, Kavieng and Buka Passage.

A new aerodrome, suitable for DC.3 aircraft, was completed and opened at Talasea, while 23 new landing grounds were authorized throughout the remainder of the Territory.

*Investments.*—Commonwealth Department of Civil Aviation investment in fixed assets at 30th June, 1962, was—

Airways facilities	..	..	..	..	£ 444,960
Buildings	..	..	..	..	960,380
Runways, taxiways and other improvements	..	..	..	..	300,386
Total	..	..	..	..	1,705,726

During 1961-62 capital expenditure by the Department of Civil Aviation was £233,474 and maintenance expenditure £332,873.

Expenditure by the Administration on aerodromes in the period 1957-58 to 1961-62 was—

—	1957-58.	1958-59.	1959-60.	1960-61.	1961-62.
Capital Expenditure	£ 2,095	£ 38,679	£ 20,537	£ 34,739	£ 12,365
Maintenance Expenditure	.. 20,937	.. 19,690	.. 44,731	.. 37,914	.. 38,526
Total	.. 23,032	.. 58,369	.. 65,268	.. 72,653	.. 50,891

Capital investment by airlines, which is mainly of Australian origin, is substantial, as indicated by the following information relating to the Territory of Papua and New Guinea:—

(a) Commonwealth investment through the Australian National Airlines Commission (Trans-Australia Airlines)—£1,306,352.

(b) Estimated private investment—£1,600,000.

In addition, ten private firms, seven of which are located in the Trust Territory, provide charter and contract aerial services throughout Papua and New Guinea.

The New Guinea Aero Club at Lae provides aviation training for members.

*External Services.*—International air services are operated between the Territory, West New Guinea and the British Solomon Islands, and there are also regular services to the Territory of Papua and Australia. Details are contained in Appendix XV.

*Restrictions.*—International air operations are permitted only after an agreement has been negotiated between the government of the nation concerned and the Administering Authority.

The only formalities with respect to movement of passengers and goods are those which normally apply under the provisions of the Customs, Immigration, and Quarantine Ordinances.

#### *Meteorological Services.*

The Commonwealth Bureau of Meteorology is responsible under the *Meteorology Act 1955* for the provision of meteorological services in the Territory. Such services are available through the Bureau's meteorological offices established at Port Moresby, Lae, Madang, Rabaul and Momote. Regional weather forecasts are broadcast daily from the Australian Broadcasting Commission Station 9PA, Port Moresby, while special services to shipping are available through VIG Port Moresby, VJZ Rabaul, VIV Madang, VJW Wewak, VJY Kavieng, VJJ Samarai and VJV Lombrum. The Department of Civil Aviation, the Overseas Telecommunications Commission and the radio services of the Administration act as the communications agents for the Bureau of Meteorology in the receipt of basic meteorological observational data and the dissemination of forecast advices.

The following table illustrates the weather reporting network in Papua and New Guinea:—

Category.	Number of Reports Daily.	Number of Stations.
Synoptic .. ..	1	1
	2	6
	3	Nil
	4	39
	5	2
	6	Nil
	7	5
Climatological .. ..	1	Nil
	2	4
Rainfall .. ..	Nil*	268

\* Rainfall stations furnish a return once monthly.

Forecasts were issued during the year as follows:—

Aviation .. ..	10,905
Other .. ..	11,679

Aviation forecasts have decreased owing to the use made of area forecasts for flying purposes within Papua and New Guinea.

#### *Shipping Services.*

Regular services are maintained between the Territory and Australia by ships of the Burns Philp Line which call at Lae, Madang, Wewak, Lombrum-Lorengau, Kavieng, Rabaul and Bougainville ports, and ships of the New Guinea-Australia-Line which call at Lae, Madang, Wewak, Kavieng and Rabaul with passengers and cargo. Two small ships of the Karlander (N.G.) Line leave Australia approximately monthly on a service to Rabaul, Lae and occasionally Madang with general cargo. A regular service from Japan and Hong Kong is maintained by ships of the China Navigation Company which call at Rabaul, Kavieng, Wewak, Madang and Lae on the southward voyage to Australia from the East. Ships of the Australia-West Pacific Line call at Rabaul, Madang and Lae on north and south bound voyages between Australia and the East. The Pacific Islands Transport Line provides a fairly regular service between North America and Lae. A small ship of the Koninklijke Paketvaart Maatschappij Line maintains a monthly service between Hollandia in West New Guinea and Wewak, Madang and Lae. Ships of the Austasia Line run a six-weekly service from Australia, calling at Lae, Madang and Rabaul on the voyage from Australia to Bornco. Vessels of the N.V. Stoomvaart-Maatschappij Nederland and the Koninklijke Rotterdamsche Lloyd m.v. now operate a joint monthly service from European and United Kingdom ports. Their ships call at Rabaul, Madang and Lae. Vessels of the Bank Line commenced a monthly service from Europe and United Kingdom ports in February, 1961, calling at Rabaul, Madang, Lae and Kavieng. Vessels of the Crusader Line call at Rabaul approximately every four months on voyages from New Zealand to the East.

Oil products are transported to the Territory by tankers of the Shell Company Limited and the Standard Vacuum Oil Company. A coastal tanker, operated by the Standard Vacuum Oil Company, services small bulk oil installations at Wewak and Kavieng from Lae.

Coastal services are maintained by small vessels operated by private owners, including missions and co-operatives, and are employed mainly in the distribution of supplies from, and the carriage of produce to, the main ports. Some passengers are also carried.

Particulars of vessels which entered and cleared Territory ports and tonnage of cargo handled during the year are given in Appendix XV.

#### *Transport Connections with Interior and Inland Waterways.*

Inland water transport connections are few and largely in the hands of indigenous owners. There is no adherence to schedules, except in the case of coastal vessels proceeding up rivers to riverine stations in the course of their normal coastal voyages. Government-owned district station vessels provide inland waterway services for Administration purposes.

### Ports and Facilities.

The principal ports are Rabaul, Madang and Lae, but overseas vessels also call at Wewak, Kavieng, Lorengau and Kieta.

**Rabaul.**—The Administration operates three wharves at Rabaul—two for overseas vessels and one for vessels in the coastal trade. The main wharf is 400 feet in length and has a minimum depth of water of 29 feet. A second wharf, which is a converted war-time wreck, is 300 feet in length and has a depth of water of 34 feet. The coastal wharf is 204 feet in length and has a minimum depth of 10 feet.

There are ten privately owned wharves and jetties, one of which is suitable for overseas vessels. The remaining nine are in use by coastal shipping and the majority can berth ships of up to 300 tons with draughts up to 12 feet 6 inches.

Engine repairs to overseas ships can be carried out, but the six local slipways and workshops are designed to deal only with coastal shipping requirements. Five slipways cater for vessels up to 90 feet in length, and one can handle vessels up to 150 feet in length and 110 tons net weight.

**Madang.**—The main wharf is approximately 300 feet in length, with a depth alongside of 27 feet at low water. There are also two wharves for coastal shipping, one 80 feet in length with a depth alongside at low water of 21 feet, and the other 98 feet in length with depths alongside varying from 3 feet to 12 feet at low water.

There are three main workshops and three slipways capable of accommodating vessels of up to 140 feet, 100 feet and 80 feet respectively.

**Lae.**—The wharf is 400 feet in length with a depth alongside at low water of 32 feet.

The approach from seaward is in very deep water and there is no good anchorage for large vessels in the vicinity of the wharf. There is no slipway, and repair facilities are available for coastal shipping only.

**Kavieng.**—The wharf is 330 feet in length, and has a depth of 37 feet at low water, but draughts are limited to 23 feet owing to the navigation of the approach channel. There is one small jetty for coastal craft. One small slipway is capable of taking vessels up to 65 feet in length and 6 feet 6 inches in draught.

**Wewak.**—Cargo is discharged and loaded by lighter at an anchorage.

The approach from seawards presents no difficulty and a good anchorage may be found in five fathoms of water close to the boat channel. Ship repair facilities are available for very small craft only.

**Minor Ports.**—Lorengau, Kieta, Finschhafen and Sohano are smaller ports where ships load and discharge at anchorage. Overseas vessels do not usually anchor at Sohano itself but at Soraken, a short distance away.

No repair facilities exist for very small craft. Plans for the construction of a wharf at Kieta are being prepared.

**Lighthouses.**—No new light has been established during the year, but prefabrication of towers and the supply of equipment has proceeded in accordance with planning.

**Restrictions in Use, Ownership, &c.**—There are no restrictions on the grounds of nationality in regard to the use, ownership and operation of transport services.

The only formalities in respect of the movement of passengers and goods are those which normally apply under the provision of Customs, Immigration and Quarantine Ordinances.

## CHAPTER 10.

### PUBLIC WORKS AND OTHER CAPITAL EXPENDITURE.

#### Administrative Organization.

Responsibility for works projects in the Territory is shared between the Commonwealth Department of Works and the Administration Department of Public Works. The activities of these two authorities do not overlap, but there is close co-ordination between them, especially at the technical level.

As a general rule the Commonwealth Department of Works is responsible for the execution of major new works, particularly in and around the main towns. The Administration Department of Public Works is chiefly concerned with the maintenance of buildings, roads, bridges and aerodromes, but as a constructing authority it is also responsible for executing new works to a limited extent, mainly in the remoter areas.


#### Expenditure.

Expenditure on new works, capital purchases and maintenance during the past two years has been as follows:—

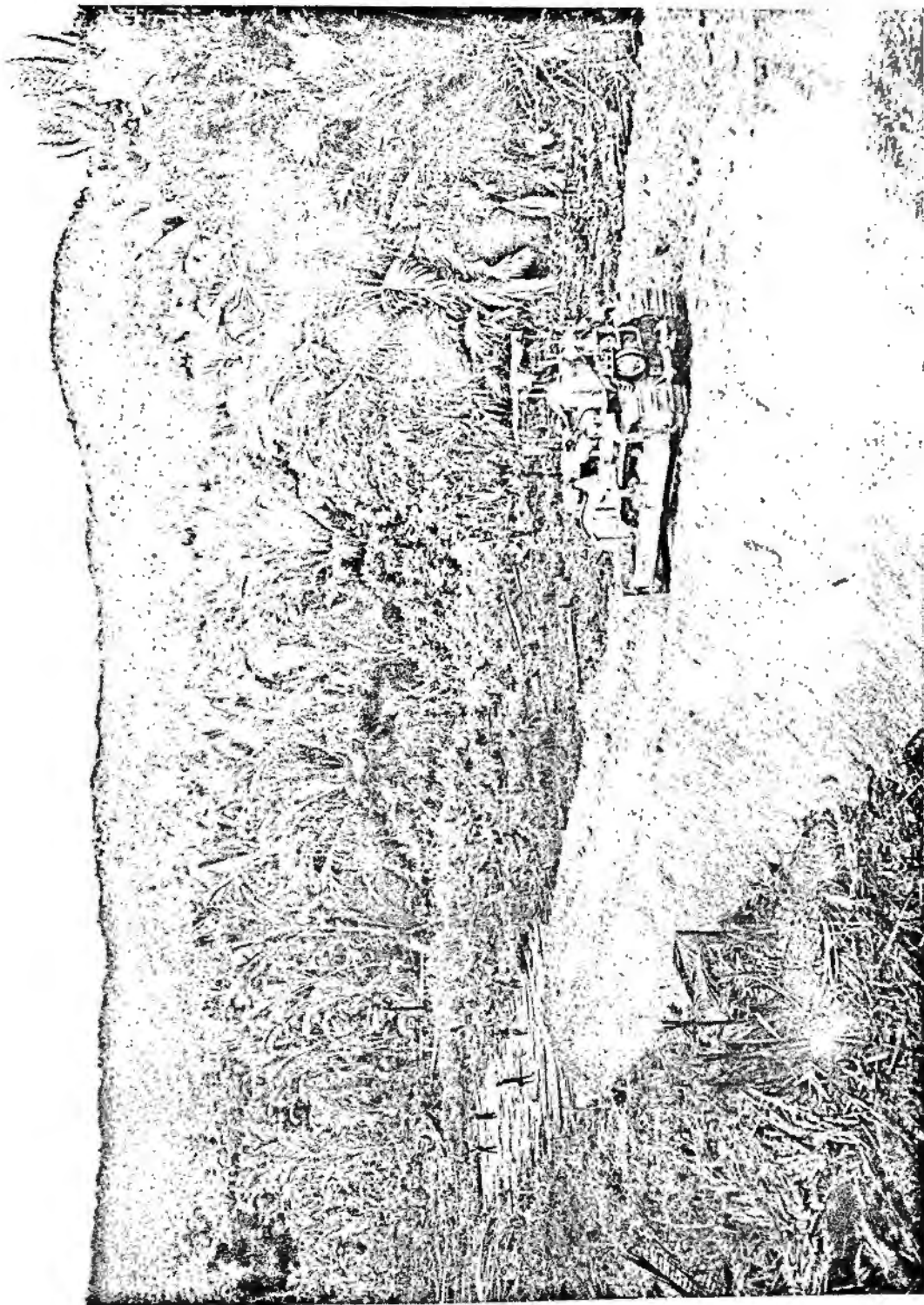
Item.	Year ended 30th June, 1962.(a)	Year ended 30th June, 1962.(a)
	£	£
New works .. .. .	(c) 2,721,191	(c) 2,315,188
Capital purchases .. .. .	(b) 401,385	488,594
Maintenance .. .. .	1,319,105	1,551,345
Total .. .. .	4,441,681	4,355,127

(a) Figures do not include costs of salaries and allowances and administrative "on cost" charges of the Commonwealth Department of Works amounting to overall totals of £266,090 for 1960-61 and £256,538 for 1961-62 respectively.  
(b) Figure revised to include Administration livestock freight subsidy (£12,150).  
(c) Includes £360,332 in 1960-61 and £290,436 in 1961-62, charged to Loan Fund.





Bridge construction, Leron River, Lae Highlands Road.



Road construction near Wampit, Lae-Wau Road.

Major items of expenditure on new works, capital purchases and maintenance were—

Item.	Year ended 30th June, 1961.(a)	Year ended 30th June, 1962.(a)
<b>New Works—</b>	£	£
Residences, hostels and quarters ..	752,196	417,750
Hospitals and ancillary buildings ..	665,231	209,101
Schools and ancillary buildings ..	224,242	364,381
Other buildings .. ..	321,851	410,898
Roads .. ..	105,407	159,380
Wharves and beacons .. ..	9,945	96,718
Bridges .. ..	64,064	124,858
Hydro-electric development .. ..	14,443	5,579
Special surveys and investigations ..	44,763	21,919
Power houses and electrical reticulation ..	239,032	117,137
Highlands development .. ..	18,986	
Special Projects Sepik District .. ..		50,264
Grants-in-aid for mission hospitals, pre-school centres and other approved construction .. ..	80,838	106,970
<b>Minor new works .. ..</b>	<b>108,092</b>	<b>147,233</b>
<b>Capital purchases—</b>		
Domestic and other furniture and fittings ..	143,897	151,815
Hospital and medical equipment .. ..	25,935	29,420
Purchase and lease of land .. ..	56,915	109,380
Motor and water transport .. ..	77,253	14,240
Agricultural machinery .. ..	11,365	12,880
General plant and machinery .. ..	31,210	43,114
Purchase of buildings .. ..	42,238	106,612
<b>Maintenance—</b>		
Buildings .. ..	245,899	277,342
Water supply .. ..	33,599	36,278
Electricity supply .. ..	319,688	399,359
Roads and bridges .. ..	521,116	589,744
Wharves and beacons .. ..	19,456	31,088
Aerodromes .. ..	37,914	38,526
Plant machinery and equipment .. ..	55,785	81,297
Hospital engineering .. ..	25,722	39,627
Vessels .. ..	43,984	36,854

(a) Figures do not include costs of salaries and allowances and administrative "on cost" charges of the Commonwealth Department of Works amounting to overall totals of £266,090 for 1960-61 and £256,538 for 1961-62 respectively.

*Works Activity.*

As stated in earlier reports, many buildings, such as schools, hospital wards, market buildings and other structures directly beneficial to the indigenous people, are built by the people themselves, with the encouragement of Administration officers, in areas where a potential to carry out permanent public works has not yet been established. In such cases, labour and local materials are contributed by the community concerned and the Administration assists with the provision of other essential materials and by advice and supervision. In town areas, on the other hand, construction must in general conform with standard practices.

A new court house at Finschhafen, Morobe District was almost completed at the close of the year, and construction of another at Kavieng, New Ireland District, was well advanced.

The Regional Hospital, Wewak, Sepik District, and the Malaria Research Centre, Kundiawa, Eastern Highlands District were completed during the year. Work continued on the Lae General Hospital, lesser works were carried out and additions were made to other hospitals and maintenance was carried out as required.

In the Madang District, the manual arts block at the Madang Junior Technical School, and the Intermediate School, Madang, were completed. The Intermediate School, Brandi, Sepik District, and the Secondary School, Keravat, New Britain District, were nearly completed; and the Dregerhaven Girls' School, Morobe District, the Goroka Girls' School, Eastern Highlands District and the Rabaul Primary "A" School, New Britain District were commenced. In outlying areas with a need for education facilities and an adequate population density many other smaller works such as classrooms, teachers' quarters, dormitories and mess-kitchens were completed or commenced. Maintenance works as required were carried out on schools of all categories.

Over £589,744 was spent on the maintenance and improvement of existing roads and bridges, while £159,380 was allocated to the construction of new roads and £124,858 to bridge building. Additional information on roads is given in Chapter 9 of Section 4 of Part VI of this report.

*Special Project, Sepik District.*

Work on this project which is being carried out by an Australian Army construction squadron included completion of the Brandi River and Puk Puk bridges and extensive works on the Maprik-Lumi Road and the Vanimo airstrip. A total of £50,264 was expended on these works.

*Planned Expenditure 1962-63.*

Public works projects planned for 1962-63 include—

	£
Residences, hostels and quarters .. ..	448,000
Hospitals and ancillary buildings .. ..	323,000
Schools and ancillary buildings .. ..	462,000
Other buildings .. ..	509,000
Roads .. ..	157,000
Wharfs and beacons .. ..	46,000
Bridges .. ..	127,000
Aerodromes .. ..	26,000
Special Project Sepik .. ..	31,000
Hydro-electric development .. ..	11,000
Power houses .. ..	63,000
Electrical reticulation .. ..	115,000
Water supply and sewerage .. ..	56,000
Grants-in-aid to missions and other organizations for construction work on tuberculosis hospitals, Hansen's disease colonies and pre-school play centres. . .	75,000

## PART VII.—SOCIAL ADVANCEMENT.

## CHAPTER 1.

## GENERAL SOCIAL CONDITIONS.

*Social and Religious Background and Customs of the Indigenous Inhabitants.*

Information concerning the social and religious background and customs of the indigenous inhabitants will be found in Part I of this report.

*Non-governmental Organizations.*

Organizations in addition to the various missionary societies which engage in work of a social nature include the Red Cross, the Junior Red Cross, the Boy Scouts, the Girl Guides, the Country Women's Association, the Young Women's Christian Association of Australia, ex-servicemen's associations and sporting and social clubs. Interest in youth organizations is strong.

Sporting activities have developed considerably in Rabaul, Lae, Wewak and Madang since welfare officers have been stationed at those centres on a full-time basis. Sports Development Boards consisting of leading sporting identities have been appointed in Rabaul and Lae and receive a yearly grant-in-aid from the Administration to assist the development of sports in the area. The acceptance of the Territory of Papua and New Guinea as an entrant in the British Empire and Commonwealth Games to be held in Perth, Western Australia, late in 1962, has encouraged the growth of amateur athletics. Territory championships are planned for Lae in the latter half of 1962.

Soccer, rugby, baseball and basketball attract the greatest number of participants. In Lae there are 800 members in the Soccer Association, which fields 33 teams. In Rabaul a total of 40 teams play rugby. A New Guinea Rugby Football League embraces teams from Madang, Geroka, Wewak, Mount Hagen, Wau and Lae and annual matches are played with teams from Papua. Other sports sponsored in the Territory include tennis and cricket. The number of competitions involving all racial elements is increasing and non-indigenous sportsmen are actively engaged in coaching and supervising the various matches. The Administration has continued to support this voluntary effort by the provision of equipment and playing areas, and considerable sums have been allocated for the development of playing fields, club-rooms and other facilities.

Recreation centres usually associated with a playing area are being established in increasing numbers at the main centres and at smaller stations throughout the Territory. The club-rooms, which have been equipped with canteens and, in some cases 16 mm. film projectors, also serve as meeting places for women's clubs, youth organizations and sporting bodies.

## CHAPTER 2.

## HUMAN RIGHTS AND FUNDAMENTAL FREEDOMS.

*General.*

There has been no change in the position as described in previous reports. All elements of the population are secure in the enjoyment of human rights and fundamental freedoms with no discrimination as to race, sex, language and religion, except to the extent that it is still considered necessary to preserve certain legislative provisions in order to protect the interests of the indigenous people, particularly in such matters as land acquisition, trading and industrial employment.

The work of revising all legislation of the Territory with a view to the removal of any form of racial discrimination is now almost complete and except for special provisions designed to guard the well-being of certain people, in defined circumstances, or to maintain respect for their own customs, the laws of the Territory will, with the passing of legislation now before the Legislative Council, apply equally to all inhabitants of the Territory.

Following a comprehensive report by the Administrator on the liquor laws of the Territory, in which he advised that the time had come for the law imposing total prohibition on the indigenous people to be changed, the Government has approved the establishment of a committee to advise the Administrator on the form and extent of the changes which should be made. The committee is to consist of a chairman with experience in licensing laws, who will be selected from outside the Territory, and both indigenous and non-indigenous members with Territory experience, who will be chosen from unofficial quarters and will include representatives of the missions. The committee will be asked to take full account of the interests of the indigenous people in recommending the form and extent of change.

Freedom of thought and conscience and the free exercise of religious worship are enjoyed by all inhabitants.

The Declaration of Human Rights is expounded and explained in schools. As English is taught and used in the schools, the Declaration has not been translated into the numerous local languages, but for the benefit of those beyond school age, it has now been translated into the two main lingua franca of the Territory of Papua and New Guinea.

No important judicial decisions concerning human rights were made during the year.

*Slavery.*

Slavery is expressly prohibited under the *Papua and New Guinea Act 1949-1960* and there are no institutions or practices analogous to slavery, or resembling slavery

in some of their effects, in the Territory. Forced labour is prohibited under the Papua and New Guinea Act except in such circumstances as are permitted by the International Labour Organization Convention concerning Forced or Compulsory Labour.

#### *Right of Petition.*

The right of petition is known to the inhabitants of the Territory and for many years the indigenous people have presented petitions and appeals to officers on patrol, to district commissioners and on occasions to the Administrator when on tour. The right to submit petitions to the United Nations has been exercised.

#### *Restrictions.*

Subject to non-interference with the rights of other citizens there are no restrictions on rights of assembly or the activity of any group or association. Indigenous inhabitants have complete freedom of movement throughout the Territory.

The secrecy of correspondence is guaranteed under Posts and Telegraphs legislation and the criminal law.

#### *Freedom of the Press.*

There is no restriction on the expression of public opinion by any section of the population. Printing presses are required to be registered and printers and publishers are required to make and register with the Registrar-General affidavits giving the correct title of any newspaper, description of the building in which it is to be printed, and the names and addresses of the proprietor, printer and publisher. They must also enter into recognizances with sureties as security for the payment of any penalty incurred by reason of anything published in the paper, and of any damages awarded for libel. There is no censorship and, subject only to the law relating to sedition and libel, the Administration does not exercise any control over the subject-matter of what is published in the press.

The *New Guinea Times Courier*, which is a weekly newspaper, and the *South Pacific Post*, a bi-weekly newspaper, are printed in English and are published in Lae and Port Moresby respectively. A supplement to the *New Guinea Times Courier* is printed in Melanesian-Pidgin.

The audited circulation of the *New Guinea Times Courier* is 2,653 and of the *South Pacific Post* 4,865. These newspapers are delivered throughout the Territory by airmail. There are many subscribers to overseas publications. A number of news-sheets of particular interest to the indigenous inhabitants are published by the Administration, several religious missions and local government councils in English, Melanesian-Pidgin, Police Motu and indigenous languages. The contents

of these publications usually consist of local news and contributions, together with general news given local bias. Those at present being produced include—

*Papua and New Guinea Villager* published monthly in English by the Department of Education;

*Katolik Nius* published monthly in Melanesian-Pidgin by the Roman Catholic Mission at Vunapope, New Britain District;

*Talaigu* published monthly in the Tolai language by the Roman Catholic Mission at Vunapope;

*Aakesing* published monthly in the Kotte language and in Melanesian-Pidgin by the Lutheran Mission at Madang;

*Aakesing* published every two months in the Kotte language by the Lutheran Mission at Lae;

*A Nilai ra Dovot* published monthly in Tinata Tuna, a Blanche Bay dialect, by the Methodist Overseas Mission at Rabaul;

*Lutheran Mission News* published monthly in the Yabim dialect and in Melanesian-Pidgin by the Lutheran Mission at Lae;

*School News* published monthly in English by the Lutheran Mission at Lae;

*Idupa* published monthly in English and vernacular by the New Guinea Lutheran Mission, Missouri Synod, at Wabag;

*Tok Tok Bilong Kaunsil* published monthly in Melanesian-Pidgin by the Finschhafen Local Government Council at Gagidu, Morobe District;

*Missionary Stories* published quarterly in English by the Bismarck-Solomons Union of the Seventh Day Adventists at Rabaul;

*Tolai Cocoa Project News* published monthly in the Kuanua dialect by the Tolai Cocoa Project at Rabaul;

*Eastern Highlands Councillor* published monthly in Melanesian-Pidgin by the Eastern Highlands Local Government Councils;

*Nius Bilong Yumi* published fortnightly in English and Melanesian-Pidgin by the Department of Information and Extension Services in Port Moresby, Papua;

*Madang District Council News* published monthly in Melanesian-Pidgin by the Ambenob, Waskia, Yamar and Takia Local Government Councils at Madang;

*Fatima Chronicle* published twice yearly in English by the Fatima College at Banz;

*Hahela Parish Bulletin* published monthly in English, Pidgin and Tasi by the Roman Catholic Mission at Hahela, Bougainville;

*Tikana News* published monthly in Melanesian-Pidgin by the Department of Native Affairs at Kavieng;

*Wewak News* published monthly in Melanesian-Pidgin by the Department of Native Affairs at Wewak;

*Kamouai* published at two-monthly intervals in Melanesian-Pidgin by the Baluan Local Government Council;

*Tok Tok Bilong Kiap* published monthly in Melanesian-Pidgin by the Department of Native Affairs Welfare Office at Lae;

*Tambu*, a road safety news-sheet, published monthly in Melanesian-Pidgin by the Department of Native Affairs Welfare Office at Lae;

*Lei-Wompa Council News* published monthly in Melanesian-Pidgin by the Department of Native Affairs in Lae;

*Missionary Programme Guide* published quarterly in English by the Seventh Day Adventist Mission at Rabaul;

*St. Michael's Messenger* published in Melanesian-Pidgin by the Roman Catholic Mission at Kieta;

*Tolai News* published monthly in English and vernacular by a group of four local government councils in the Gazelle Peninsula. It is entirely an indigenous venture and has an indigenous editor;

*Catholic Action* published monthly by the Catholic Mission, Monoitu, Bougainville, in English and Melanesian-Pidgin.

While these local news-sheets are produced to meet the local need, they do not cater for parochial interests only, but help to meet the demand for information from other places, both inside and outside the Territory, and to expand the social and political horizons of the people.

#### *Indigenous Religions.*

The religious beliefs and practices of the indigenous people receive protection and consideration under the provisions of the law. This matter is dealt with more fully under Part I. of the report.

#### *Missionary Activities.*

No restrictions are imposed on missions or missionary authorities, other than such controls as it may be necessary for the Administering Authority to exercise, for the maintenance of peace, order and good government, entry into restricted areas and the educational advancement of the inhabitants. Further reference to missionary activities is made in the relevant sections of this report and the number of adherents claimed by the various denominations will be found in Appendix XXV.

The Administration assists missionary organizations through financial grants-in-aid and the grant of supplies and equipment in respect of their work in the fields of education and health. Particulars are included in the sections of this report which deal with those matters and in Appendix XXV.

#### *Adoption and Welfare of Children.*

In the adoption of indigenous children by members of the indigenous population, local customs are observed by the Administration.

Adequate legal safeguards exist to protect children.

*Child Welfare.*—The *Child Welfare Ordinance* 1961, which makes comprehensive provision for the welfare of all children in the Territory, irrespective of race, and replaces a number of ordinances which previously covered various aspects of child welfare, came into effect on 13th April, 1961. The ordinance provides for the appointment of a Child Welfare Council, with official and non-official membership, to report once a year to the Administrator and the Legislative Council on the working of the ordinance; for the establishment of children's courts and of various institutions for the care of children, including child offenders and mentally defective children; the care of destitute, neglected, incorrigible or uncontrollable children; the adoption of children; employment limitations; and other matters relating to the welfare of children.

The Child Welfare Council has been appointed and consists of the Assistant Director of Infant and Maternal Welfare as Chairman, the Director of Child Welfare, two mission representatives, three indigenous members (of whom two are employed by the Administration and the third is the President of the Buka Native Local Government Council), a female welfare officer of the Department of Native Affairs and an inspector of police.

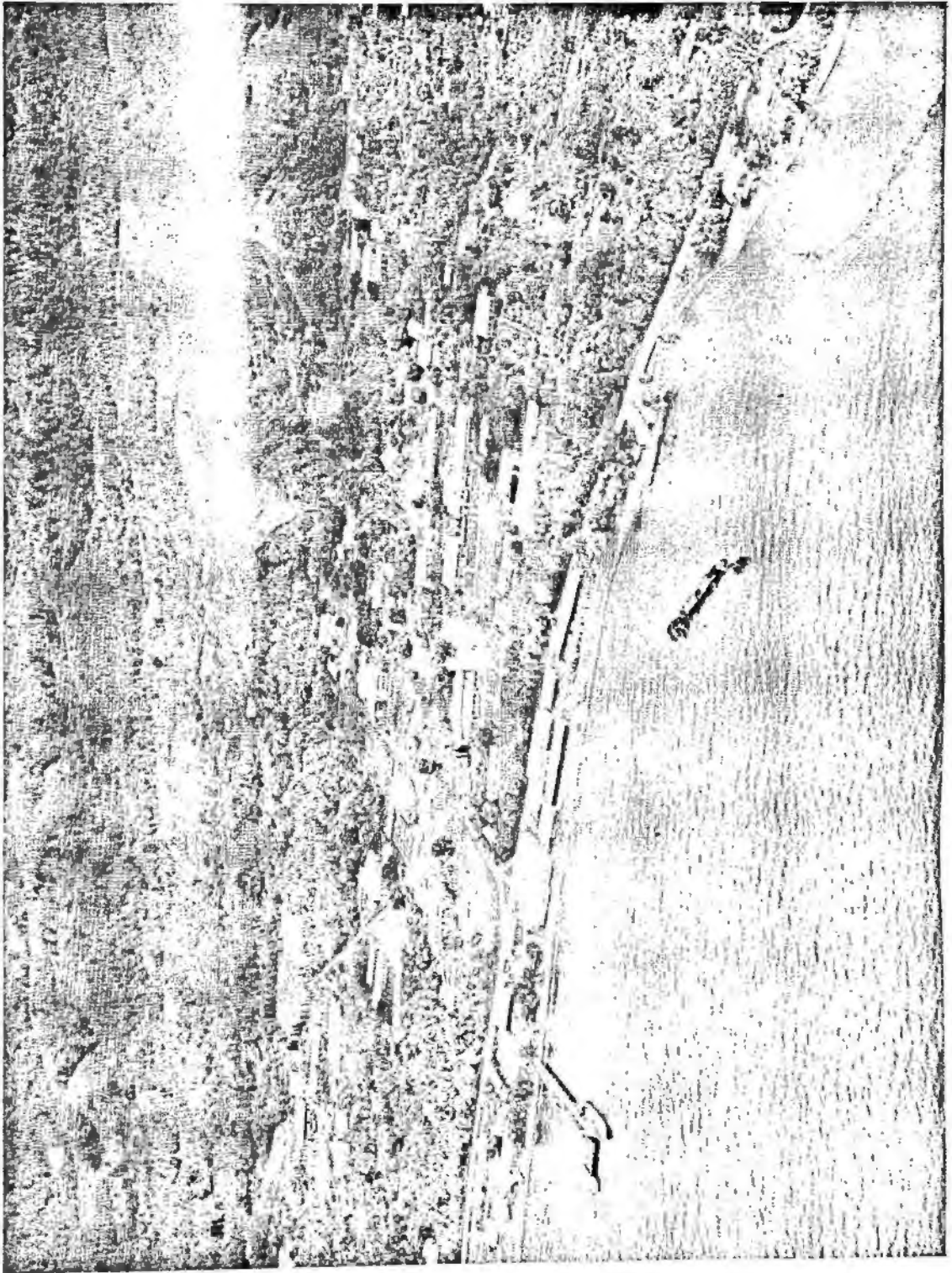
#### *Children born out of Wedlock.*

The rights and status of indigenous persons born out of wedlock are determined by the customs of the community in which they live. To the knowledge of the Administering Authority no disabilities requiring legislative adjustment are placed on such persons in any particular community.

Non-indigenous persons born out of wedlock and not subsequently legitimated under the *Legitimation Ordinance* 1951 are accorded civil rights and status as persons born in wedlock. In regard to private rights based on relationship, their position is distinguished, for instance, under the law relating to devolution of property on intestacy.

#### *Immigration.*

The control of immigration into the Territory is governed by the provisions of the *Immigration Ordinance* 1932-1940 and Regulations made thereunder.



Vunapope Mission Station, near Kokopo.



A Women's Club House, Oki Yufa Village.



All intending immigrants to the Territory are required to complete an application for a permit to enter the Territory in accordance with the provisions of the Immigration Ordinance and Regulations. No non-indigenous person has a prescriptive right of entry into the Territory. The categories of prohibited immigrants are specified in Section 4 of the Ordinance. The Administering Authority adheres to the main immigration principle of the maintenance of a homogenous indigenous society. *Bona fide* visitors for holiday or business purposes and transit travellers must be in possession of valid travel and health documents and non-negotiable steamer or air tickets for travel beyond the Territory. Additionally, assurances are required concerning accommodation and the availability of sufficient funds to cover the purposes of the visit. Applicants who have not acquired residential status and who wish to reside in the Territory must produce valid travel documents and evidence of sound health, good character and assured employment or the availability of sufficient funds; in addition they must enter into a guarantee of £70 or deposit that amount in cash with the Chief Collector of Customs. This deposit may be applied by the Administration towards the cost of maintenance of the immigrant or his transport to a place outside of the Territory if at any time within five years of entry he becomes a charge upon public funds.

### CHAPTER 3.

#### STATUS OF WOMEN.

##### *General.*

The status of women in indigenous society varies according to social groups and a woman's influence in social matters is governed to some extent by such local circumstances as whether she lives after marriage in her husband's village or that of her own group. Where inheritance of property is based on matrilineal descent the status of women may be higher than in patrilineal society. Generally women own and may inherit various forms of property. Women are not deprived of any essential human rights.

The status of women is rather higher than first impressions sometimes indicate. The roles of men and women are different and complementary, and neither may enter the preserve of the other. It is probably true that some men consider the woman's role inferior in some respects, but there is little evidence that the women consider it so. Politically their activities do not have the same degree of publicity as those of the men and local leadership is nearly always confined to men. This was a necessary condition in indigenous society where warfare was an important function of leadership. Nevertheless, the political system took women into account by means of discussions in the home and village and their effect was not insignificant. With the cessation of warfare the traditional system has been carried on, but is being gradually

adapted to the new conditions. Many women have been and continue to be accepted as candidates for election to native local government councils, but to date only one has served a term on a council.

In many areas women have a harder life than men, but in part this is merely a first result of the extension of Administration control; peace in the settled areas has resulted in the virtual disappearance of the roles of fighting, protection and weapon-making, which formerly took up a great deal of the men's time, while there has been no corresponding diminution in women's work which is mainly directed towards the most important tasks of food production and the care of the young children. With the spread of education this disparity is being reduced, partly by men taking up paid employment, and partly through the introduction and expansion of cash cropping and other new forms of economic activity. That men in many areas now do less work than women is not generally a sign of an inherently lower status of women, but of the fact that the institutions of a traditional society take time to adapt themselves to sudden changes in surrounding conditions. Another factor which could adversely affect the position of women is that, since it is the men who go out to work and who in general have most contact with Europeans, there has been a tendency for women's education and advancement to lag behind that of men.

Nevertheless, with the developments which are taking place in indigenous society various changes are appearing in the attitudes adopted by and towards women. Perhaps the most significant developments affecting the status of indigenous women have been the interest shown in the establishment and successful operation of maternity hospitals, welfare clinics and women's clubs and the increasing number of girls attending school and receiving vocational training. Not only are the clinics well attended but more and more native women are showing a preference for having their children born in hospital, while trainees, working with European staff, are developing high standards of skill, hygiene and humanitarianism. Others are being trained as nurses and teachers and in other occupations. As mentioned above, women in some areas are entering into public life by offering themselves as candidates for election to native local government councils and women delegates from the Territory have attended South Pacific Conferences.

The rapid growth of towns has resulted in an emancipation of women from many of the social patterns which control their role in rural society. New housing settlements have tended to develop self-reliance and freed the urban dweller from time-consuming labours in connection with house building and subsistence gardening. More time is spent in community groups such as women's clubs and welfare societies and there has been a marked increase in the numbers participating in sport. Many hundreds of indigenous women now play basketball and softball and there are a growing number of multi-racial teams.

Perhaps more importantly there is increased opportunity for observation of the status of non-indigenous women. There has been a noticeable adaptation of western modes in relation to child care, dress and etiquette. The employment opportunities as housekeepers, seamstresses, shop assistants, housemaids, &c., has helped accelerate this trend.

The educational opportunities for girls have helped produce a marked degree of self-confidence and a change in many social practices. More and more girls are marrying at a later age than formerly and are seeking partners of equivalent educational status. The various organizations for the advancement of women have produced an awareness of the political powers of women, and this has also been stimulated by attendance at a number of overseas conferences.

#### *Marriage Customs, &c.*

The Native Administration Regulations provide that every marriage between indigenous people which is in accordance with the custom prevailing in the tribe or group to which the parties to the marriage belong shall be a valid marriage. Many marriages are now, however, contracted in accordance with Christian rites. Marriage otherwise than in accordance with indigenous custom is regulated by the *Marriage Ordinance 1935-1936*. Marriage between an indigenous person and a non-indigenous person may not be celebrated without the written consent of a district officer.

Under the *Marriage Ordinance 1935-1936* the legal age for marriage is sixteen years. Among the indigenous people there is considerable variation in the minimum age for marriage; marriage customs vary from group to group.

In the indigenous social system marriage is generally considered to be a matter affecting the family or clan as much as the parties concerned and the individual wishes of the latter are therefore only one of several determining factors. Marriages are usually arranged by the parents in consultation with the future bride and groom and other relatives and political, social and economic considerations are all taken into account before a betrothal is arranged. There are also approved means whereby an engagement can be broken off should either party feel strongly against it.

The system sometimes erroneously called "bride price" is general throughout most of the Territory. The custom should properly be known as "marriage gifts". It usually involves an exchange of gifts between the relatives of the bride and groom. It is not a "purchase" of the bride but a recognition of the marriage and of a new allegiance between the kinship groups of the parties concerned. The custom operates so as to provide a measure of social control and lend stability to the marriage. In some areas, particularly those in which native local government councils are operating, the people themselves have been considering and dealing with the regulation and limitation of marriage gift transactions.

With economic, political, social and educational development, and the spread of Christianity, emphasis is being shifted more and more towards individual choice in marriage, and in many areas the young refuse to consider any other factor. This sometimes leads to temporary instability as young people often feel themselves at liberty to break off marriages by individual choice as readily as they contracted them, with little more reason than a minor domestic argument. This difficulty will be overcome, however, as people gain greater familiarity with the new conditions.

Generally speaking polyandry is not practised. Polygyny is widely practised but its incidence is decreasing. It forms an integral part of certain indigenous social systems which would be disrupted by its sudden prohibition. The only satisfactory method of reducing its incidence is by a gradual and fully integrated system of social change so that polygyny, as a preferred form of marriage, tends to disappear as the structure of society changes, and livelihood, prestige and power are no longer based on the old norms. An additional factor which necessitates care in dealing with this matter is the need to safeguard the rights of women who have entered into polygynous marriages and of the children of such marriages.

#### *Legal Capacity.*

Under the laws of the Territory women have equal rights with men. A wife is not responsible for her husband's debts but a husband is liable for his wife's debts.

In indigenous custom women's legal capacity is varied to some extent by tribal requirements but they may own and inherit various forms of property including, in a number of places, land. They have rights of access to the courts and of franchise in native local government council areas.

#### *Public Offices.*

In general women have equal rights with men to hold public office, exercise public functions and exercise voting rights. Particulars regarding the latter are given in Chapters 3 and 5 of Part V.

#### *Employment.*

The Public Service of the Territory essentially makes no distinction between the sexes in appointments to the various classified positions but certain positions, e.g., nursing, are traditionally reserved mainly for women.

The only legal restrictions imposed on the employment of women are contained in the *Native Employment Ordinance 1958-1960*, the *Native Women's Protection Ordinance 1951-1957* and the *Mines and Works Regulations Ordinance 1935-1956*.

The minimum wage rates prescribed by the *Native Employment Ordinance* and the *Administration Servants Ordinance* are the same for both men and women.

### *Organizations for the Advancement of Women.*

The main agencies for promoting women's activities have been the Administration and such voluntary organizations as the Christian Missions, the Red Cross and the Girl Guides, which have expanded their work in this particular field.

Late in 1961 the Young Women's Christian Association of Australia began work in the Territory of Papua and New Guinea. A centre was established at Port Moresby and in May, 1962, a full-time leadership training course lasting one week and attended by 50 indigenous young women, including many from New Guinea, was held with the ready co-operation of private employers and the Public Service Commissioner.

Links have been established between women's clubs in the Territory and the Country Women's Association in Australia. A branch of the latter organization "adopts" a club and assists it with material for crafts, &c. Large quantities of knitting wool have been provided. In a similar way the Rotary Club in Australia has supported women's clubs in the Territory by providing 50 second-hand sewing machines for distribution.

Co-ordination between the Administration and the voluntary organizations is achieved through a central advisory committee (made up of representatives of the Administration, the various agencies and the indigenous people), which was set up in 1957, to stimulate the advancement of women and is assisted by district sub-committees constituted on similar lines. Through the medium of this consultative machinery a comprehensive programme of education and advancement has been developed, the success of which is illustrated by the increase in the number of women's organizations and training programmes and by the increasing participation of women in various aspects of public life.

Welfare officers have been appointed to four districts. Assisted by indigenous assistants they foster women's groups, organize training courses, cooking and sewing classes and sporting activities, give special assistance to women in urban housing settlements and visit female prisoners in corrective institutions.

Training courses include instruction in preparing club programmes and the use of visual aids and give particular attention to ways in which the whole family may be involved in club activities. The Department of Native Affairs provides funds for the payment of demonstrators and instructors and supplies equipment where necessary.

Welfare centres, which are used for club meetings, instruction classes, infant and maternal welfare clinics and recreation and other community activities, have been built at Wewak, Goroka, Madang, Mount Hagen, Minj, Kieta and Buka.

Nine training courses for club leaders were held in Sepik, Eastern Highlands, Western Highlands and New Ireland Districts. Two hundred indigenous women attended, bringing the total of leaders trained by such courses to 400.

These courses dealt with simple principles of group work, the function of clubs, meeting procedure, work of office bearers, programme construction, programme content, cooking, sewing, child care, recreation and the use of such aids as flannelgraphs.

A programme of residential adult education courses was started in January, 1961, when the first course was conducted at Vunadadir. Since then simple training centres have been established in all districts and courses held at Mount Hagen, Kavieng, Madang, Vunadadir, Dregerhafen, Hutjena and Wewak. A total of 300 have attended eight such courses.

The influence of local government councils in raising the status of women is most marked. Not only are councils encouraging the promotion of women's groups by grants of equipment and transport and the employment of welfare assistants, but they are serving as a spur to women's wider interests.

There are two women members of the Legislative Council—Miss Alice Wedega, a Papuan, who has been very active in all matters connected with the advancement of women, especially in the Milne Bay District of Papua, and Mrs. Roma Bates, an Australian, of Madang, who is a member of the Madang District Sub-committee for the Advancement of Native Women.

### *Women's Organizations.*

At 30th June, 1962, there were 122 women's clubs as follows:—

Bougainville District	..	..	..	12
New Britain District	..	..	..	16
New Ireland District	..	..	..	19
Western Highlands District	..	..	..	5
Eastern Highlands District	..	..	..	26
Sepik District	..	..	..	24
Madang District	..	..	..	3
Morobe District	..	..	..	13
Manus District	..	..	..	4

Membership increased in the Girl Guide Association from 3,102 in 1960-61 to 4,219 in 1961-62, an increase of 1,117. Eight guide trainers completed a year's initial training in Port Moresby. Four of these were posted to New Guinea, and four to Papua. They will return for further intensive training in 1963.

Limited financial assistance for the training programme was received by the Girl Guides Association during the Year from UNESCO within the frame work of the UNESCO system of Associated Youth Enterprises.

The Native People's Session broadcasts a weekly programme for women, in which there are special features, guest speakers and news items in English, Police Motu and

Pidgin. The monthly *Papua and New Guinea Villager* and the news-sheet *Our News* devote sections to women's interests. A monthly newsletter, containing information on club activities and other items of interest to women and pamphlets, posters and booklets on particular matters, prepared from time to time, are distributed to clubs.

## CHAPTER 4.

### LABOUR.

#### *Policy.*

Labour policy is an important part of general policy and cannot be developed in isolation from other activities in the Territory. Labour is one of the great resources of the Territory and its effective development will have a decisive influence on the rate and extent of economic progress. At the same time, wage employment is an important factor in social change; it provides one of the main points of contact between the indigenous people and the non-indigenous population and affords a practical channel for the educational advancement both of the individual and of the community. Labour policy is necessarily an evolving policy and as the rate of advancement of the population varies greatly from place to place, there are at any given time several different stages of evolution in active being.

Most of the Territory's indigenous population is engaged in subsistence agriculture and in providing for the needs of village life. The number of those engaged in remunerative work has been growing, however, and in recent years there has been a significant increase in the numbers self-employed in the production of cash crops or in various forms of contract work, or who are attracted into the new avenues of wage employment that have opened up—in the Public Service (including the fields of health and education), commerce and industry. Thus to-day, as well as the large body of unskilled workers, many of whom are under agreement with their employers, there is emerging a body of more highly skilled and more experienced wage-earners who are receiving either formal or on-the-job training for higher responsibilities. These latter workers are tending to concentrate in urban areas and settle there. Nevertheless, even those who are in regular employment do not as a general rule depend solely on wages for their livelihood. While some agreement workers are accompanied by their dependants, others leave them in the care of the village and casual workers employed close to their tribal areas usually obtain sustenance from their home villages. Workers engaged in wage employment away from their homes usually retain their village and tribal rights to property, as well as the obligations attendant on village and tribal life.

Since the war of 1939-1945 labour policy has been adjusted both to keep pace with changing conditions and to anticipate prospective changes. The Native Labour Ordinance, which had for many years governed conditions of employment, was amended in 1950 to replace the indenture system by a system of labour under agreement, all penal sanctions for breaches of contract being

removed. In 1952 and 1953 the Native Labour Ordinance was further amended so that, while the system of labour under agreement was maintained, the supervision over the engagement of labour and the conditions applying to the period of labour and the welfare of the worker were improved.

Until fairly recently, post-war policy has been based largely on the fact that most indigenous wage-earners were illiterate and were employed in unskilled or low-skilled occupations. One of the greatest problems has been to ensure that large-scale employment of indigenous persons away from their villages did not retard plans for the welfare and development of the people as a whole. It was considered that policy would best be served by measures that maintained village life and the attachment of the native inhabitant to his land. Thus, in 1956 the aims of labour policy were summarized as follows:—

(a) to advance the general policy for the political, economic, social and educational advancement of the inhabitants of the Territory; the development of the Territory's resources; and the maintenance of good order and government; particularly through—

(i) control of the nature and rate of social change among the indigenous peoples;

(ii) education of the indigenous people;

(iii) promotion of an association between the non-indigenous and indigenous communities favourable to the indigenous people's own advancement and good relations between the races;

(iv) the association of both non-indigenous people and indigenous people in the development of the resources of the Territory in order to sustain a high standard of living and improved services;

(b) to protect the indigenous worker against unfair treatment, damage to his health, or deterioration in his traditional standards;

(c) to ensure that the employer and worker honour their obligations.

Pursuit of these aims involved continued Administration control of the recruitment of agreement labour and supervision of employment. These aims and the measures to implement them must continue to apply for some time to come to a large proportion of the people, mostly rural workers, whose interests can best be served by the supervision of the Administration.

At the same time it has been necessary to make proper provision for a growing body of more highly skilled workers emerging as a result of general social and economic progress. The Administration has introduced successive amendments to labour legislation affecting the various classes of skilled and unskilled workers it employs. The

general purpose of these amendments has been to raise the standard of skill of the indigenous employee, to improve working conditions and wages and to introduce higher rewards for higher skill. Provision has also been made for the entry of indigenous officers into the Public Service, either through the Auxiliary Division, which is a training division, or by direct appointment to the other divisions of the Public Service on the basis of the same entry qualifications as those required of non-indigenous public servants. Information on the Public Service is contained in Part V., Chapter 4.

Other legislative measures have related to apprenticeship, industrial safety, health and welfare, the minimum age for employment at sea, workers' compensation, the protection of native workers entering into job contracts, and the establishment of a Native Employment Board to inquire into and advise the Administrator on matters relating to employment and wages. In association with a number of these measures, the provisions of which are described below under *Labour Legislation*, the Legislative Council in 1958 enacted a completely new Native Employment Ordinance one of the main effects of which, in addition to improvements in working conditions, was the recognition of a class of freely-engaged labour consisting of those indigenous workers capable to a large extent of protecting their own interests.

To keep pace with the changes occurring, a Department of Labour was created in March, 1961, to take over the function of administering labour legislation. While the department continues to exercise protective and supervisory functions in respect of the unsophisticated agreement worker, the more advanced workers are being encouraged to act and think for themselves and to accept some responsibility in the process of determining the terms and conditions of their employment.

In the past three years indigenous workers have shown an increasing interest in the formation of trade unions and in improving wages and employment conditions. Their interest has taken the form of joining in collective negotiations with employers and concluding industrial agreements covering three main urban areas, where three active organizations of employees have been established. In the light of these and other developments, the aims of labour policy as expressed in 1956 were enlarged in 1961 by the addition of the following principles:—

- (a) facilitation of the growth of industrial organizations and provision for their legal recognition;
- (b) encouragement of good industrial relations;
- (c) provision of an orderly method for the determination of wages and terms of employment;
- (d) assistance in ensuring that the worker has stable employment and that industry has efficient labour;
- (e) provision and encouragement of technical and vocational training directly related to the prospective market for labour; and
- (f) protection and compensation in respect of all occupational hazards.

Legislation embodying these new aims of policy has been enacted and will be brought into operation when drafting of regulations is completed. Details are given in the next section.

#### *Labour Legislation.*

The conditions of employment and welfare of indigenous workers in paid employment are governed by the *Native Employment Ordinance 1958-1961*, the *Transactions with Natives Ordinance 1958*, the *Workers' Compensation Ordinance 1958-1961*, the *Native Emigration Restriction Ordinance 1955-1958*, the *Administration Servants Ordinance 1958-1960*, the *Mines and Works Regulation Ordinance 1935-1956*, the *Minimum Age (Sea) Ordinance 1957-1958*, the *Native Apprenticeship Ordinance 1951-1961*, the *Industrial Safety (Temporary Provisions) Ordinance 1957*, the Public Service (Auxiliary Division) Regulations and other civil service legislation such as the Police Force Ordinance and Regulations.

The most significant part of this legislation is the Native Employment Ordinance, which provides for two separate classes of agreement worker and two separate classes of casual worker, and also makes special provision for safeguarding the health and welfare of female workers.

The ordinance lays down a comprehensive employment code and includes provisions covering the issue of clothing, food, and other items of equipment, the provision of housing, messing, ablution, cooking and latrine facilities for employees and accompanying dependants, the payment of camping and food allowances, the supply and maintenance of tools of trade by employers (or alternatively payment of a tool allowance to employees) and the provision of medical requisites.

The Transactions with Natives Ordinance is designed to give protection to indigenous persons entering into job contracts by ensuring that both parties are aware of the nature of the contract and the requirements for its performance. Contracts, except those of a minor nature as specified in the ordinance, are required to be in writing unless a district commissioner or district officer grants a written exemption, and are subject to inspection by labour inspectors. The Administrator has power under the ordinance to control grants or payments to a contractor of goods or commodities in lieu of money, advances in either cash or kind and the granting of credit.

The Workers' Compensation Ordinance establishes a single compensation code for all workers in respect of disease, injury or death arising out of or in the course of employment.

Under the Native Emigration Restriction Ordinance there is power to authorize the temporary employment of workers outside the Territories of Papua and New Guinea if adequate arrangements have been made for their welfare and the employment conditions are suitable.

The Administration Servants Ordinance provides for the determination of employment conditions and the training of indigenous people lacking the qualifications required for entry to the Auxiliary Division or any other division

of the Service, but who wish to make a career with the Administration and to obtain the necessary qualifications through training. The ordinance, which is administered by the Public Service Commissioner, provides that the wages, allowances and other emoluments of an Administration servant and his conditions of service (other than the period of engagement) shall not be inferior to those prescribed under the Native Employment Ordinance in relation of agreement workers. More information on the employment and training of Administration servants is given in Chapter 4 of Part V. of this report.

Under the *Native Employment Board Ordinance 1957-1958*, a board of seven members was established as an independent and representative body to advise the Administrator on employment and wage trends in the Territory. The board, which is to be abolished when the *Industrial Relations Ordinance 1962* (referred to below) comes into operation, is empowered to hold inquiries on specific matters referred to it from time to time by the Administrator, as well as to advise on such factors as changes in cost of living likely to affect wage rates and periodically to review labour legislation. It consists of a chairman who is an officer of the Public Service, two indigenous representatives of indigenous employees, one of whom is from the Territory of New Guinea and the other from the Territory of Papua, two representatives of employers of indigenous workers and two representatives of the Administration.

At its March, 1962, session the Legislative Council passed the following ordinances relating to industrial matters:—

- (a) the *Industrial Organizations Ordinance 1962*;
- (b) the *Industrial Relations Ordinance 1962*;
- (c) the *Criminal Code Amendment (New Guinea) Ordinance 1962*;
- (d) the *Arbitration (Public Service) Ordinance 1962*; and
- (e) the *Native Employment Board Ordinance (Repeal) Ordinance 1962*.

Staffing and administrative arrangements and the drafting of the necessary regulations have reached an advanced stage, and it is expected that the legislation will come into force early in 1963.

The *Industrial Organizations Ordinance 1962*, which deals with the regulation and control of industrial organizations, provides for—

- (a) the appointment of a Registrar of Industrial Organizations, assistant registrars, inspectors and other necessary officers;
- (b) the registration of all industrial organizations of more than twenty employees or four employers;
- (c) the rights and liabilities of registered industrial organizations (including provisions that registered industrial organizations and their officers and members have immunity from civil suit, when industrial disputes lead to breach of contract or acts in restraint of trade, and that

members of industrial organizations are not liable to criminal prosecution for conspiracy or otherwise by reason only of the fact that the objects of the organizations are in restraint of trade and therefore unlawful);

- (d) the constitution of industrial organizations; and
- (e) the amalgamation, federation and affiliation of registered organizations.

The purpose of the *Industrial Relations Ordinance 1962* is to emphasize the importance of negotiation and conciliation in the settlement and prevention of industrial disputes and to provide for the better development of industrial relations by means of—

- (a) the formation of Industrial Councils as a means of continuous joint consultation between employers and workers at the plant and industry levels (any number of employers and employees in a trade or industry and any of their registered organizations may constitute an industrial council);
- (b) the establishment by the Administration of *ad hoc* Boards of Inquiry to which may be referred for inquiry and report any matter connected with the economic or industrial conditions of the Territory which is involved in an existing or apprehended dispute (a board of inquiry is to consist of a chairman and at least three other members appointed by the Administrator, of whom at least one must not be an officer of the Public Service of the Territory or of the Commonwealth of Australia);
- (c) the establishment of Arbitration Tribunals to deal with industrial disputes.

The Ordinance also provides for—

- (i) the registration of employer-employee agreements so that they become awards, and the registration of awards made by arbitration tribunals (the Administrator-in-Council may review, and if necessary disallow, an award where that award is contrary to public policy or is not in the best interests of the Territory);
- (ii) the conduct of proceedings; and
- (iii) offences, in particular providing penalties for failure to comply with awards, for injury to an employer or employee on account of industrial action, and against organizations which impose penalties upon persons observing awards.

The *Criminal Code Amendment (New Guinea) Ordinance 1962* makes minor amendments to those provisions of the Criminal Code of Queensland (adopted) in its application to the Territory of New Guinea which are concerned with—

- (i) lawful picketing; and
- (ii) the exclusion of action in industrial disputes from offences of conspiracy in restraint of trade.

The definition of industrial dispute in these provisions has been related to that in the Industrial Organizations Ordinance and the definition of "lawful picketing" was slightly modified to permit picketing for the purpose of peacefully persuading a person to work or refrain from working and to prohibit picketing of a private residence unless the consent of the owner has first been obtained.

The *Arbitration (Public Service) Ordinance 1962* amends the principal ordinance by relating it to the Industrial Organizations Ordinance.

The *Native Employment Board Ordinance (Repeal) Ordinance 1962* abolishes the Native Employment Board, which was made redundant with the establishment of the Department of Labour and the provision for boards of inquiry under the *Industrial Relations Ordinance 1962*.

At the same session the Legislative Council passed the *Native Employment Ordinance 1962*, which amends the principal ordinance so as to relax the provisions relating to the payment to casual workers of a monetary allowance in lieu of the issue of rations and to abolish the statutory restriction on the movement of indigenous persons for the purpose of entering into casual employment. It also repeals the provisions relating to industrial agreements, which have been transferred to the Industrial Relations Ordinance. For this reason, the two ordinances will be brought into operation simultaneously.

Information on legislation relating to industrial safety, health and welfare, and to workers' compensation, which was passed at the September, 1961, meeting of the Council, is given under the relevant headings below.

#### *Organization of the Department Responsible for the Administration of Labour Laws.*

The Department of Labour is responsible for supervising the employment conditions of all indigenous and non-indigenous workers other than those directly engaged under Public Service and Police Force statutes and enlisted personnel of the Defence Forces. It has the following principal functions:—

- (a) the control of the registration of employee and employer organizations and the provision of the necessary registry facilities;
- (b) the development and encouragement of negotiations between employees and employers and their associations at the individual employer and industry levels and the provision of necessary conciliation facilities;
- (c) the establishment of a system of consultation between the Administration and representatives of employees and employers on labour legislation and other industrial matters;
- (d) the provision of an employment placement service, a vocational guidance service and a personnel management service to employers, and assistance and advice on health, welfare and safety matters;

- (e) the administration of legislation relating to employment in the Territory;
- (f) research into such labour matters as employment requirements, patterns and levels of wages and conditions of service, and means of promoting industrial safety, health and welfare;
- (g) the provision of advice on industrial and commercial training;
- (h) labour inspection; and
- (i) advice to workers on the formation of industrial organizations and on industrial relations matters.

At 30th June, 1962, the department had a field strength of nine employment officers, ten labour inspectors and 24 indigenous employees.

In addition to normal administrative staff, a number of new positions have been created in the head-quarters establishment of the Department. The new positions include three Chiefs of Division (Labour Administration, Industrial Services and Industrial Relations), an Industrial Organizations Officer, a Research and Projects Officer, a Projects Officer, a Safety Engineer and three Regional Labour Officers. Appointments have been made to some of these positions and action is being taken to fill the remaining vacancies.

Indigenous personnel will be trained as employment officers and labour inspectors, as suitable applicants become available.

#### *Opportunities for Employment.*

At 31st March, 1962, there were 50,975 indigenous people in paid employment (including 1,712 members of the Police Force but excluding members of the Defence Forces and the Public Service) compared with 52,367 at 31st March, 1961. Private industry employed 39,456 of whom 27,478 were general plantation workers. Native workers employed by the Administration and Commonwealth Government departments numbered 11,519, including 1,712 members of the Police Force. Of the total number employed, approximately 16,485 were engaged in skilled or semi-skilled occupations.

The slight decrease in employment figures resulted mainly from a more selective attitude by employers consequent upon the use of better supervisory techniques and labour saving devices, allied with increased interest by former indigenous employees in cash cropping and other forms of self-employment. There were further signs of a tendency for privately employed workers to prefer casual employment to permanent employment under agreement. Last year there were 3,620 more agreement workers than casual workers in private employment whereas the difference this year has fallen to 2,214. Interest in job-contracting as distinct from normal employment also continued to increase.

### *Terms and Conditions of Employment.*

The conditions of employment outlined in this and the following sections apply to all indigenous workers, other than members of the Public Service, members of the Constabulary, Administration servants and contract workers under the Transactions with Natives Ordinance.

The Native Employment Ordinance provides for the following classes of indigenous workers:—

*Agreement Workers (Classes 1 and 2).*—Class 1 comprises single men or men who are not accompanied by their wives and families. The maximum period of employment for this group is two years, although married men who are joined by their wives and families during the period of agreement may enter into a further agreement for a maximum additional period of two years. Class 2 comprises married men accompanied by dependants. Men in this group may engage for a period of up to three years, with the option of re-engaging at the expiry of the agreement for a further year, giving a maximum of four years. Apart from the cases of immediate re-engagement referred to above a lapse of at least three months must take place between successive agreements entered into by either class of worker.

An agreement may be terminated before the date of expiry on application by either party to a court or an employment officer, on compliance with conditions specified in the ordinance. Subject to proclamations directed at regulating the employment of indigenous workers from or in certain areas, an agreement worker may be employed anywhere within the Territory. Agreement workers (and their wives and children if they accompany them with the consent of the employer) are provided with free transport and sustenance from the place of engagement to the place of employment, and to their homes on completion of employment. Civil remedies are open to both parties for breach of agreement. Details of the action taken in relation to breaches of agreement are contained in Tables 11, 12 and 13 of Appendix XVII.

*Casual Workers.*—Casual workers are employed without an agreement and their employment may be terminated without notice at any time by either the employer or the worker. Casual workers (other than advanced workers—see below) may be employed only within their own home sub-district or within 25 miles of their homes. The Administrator may declare that the distance limitations do not apply to employment in specified areas or to individuals or classes of workers. The Administration has so far declared that the distance limitations do not apply in the case of persons employed as a member of a boat's crew, in domestic service, in stevedoring, in mineral exploration, in the construction and maintenance of aerodromes, in the seasonal harvesting of coffee, or in any other occupation; where a cash wage of not less than £2 a week is paid in addition to the provision of clothing, other articles and accommodation.

The *Native Employment Ordinance 1962*, which was passed by the Legislative Council at its March, 1962,

session provides for the abolition of the distance limitations. When this Ordinance comes into operation employment of casual workers anywhere in the Trust Territory or in the Territory of Papua will be permitted subject to proclamation directed at regulating the employment of indigenous workers from or in certain areas.

*Advanced Workers.*—A worker who has reached a certain stage of advancement may be issued by a district officer with an Advanced Worker's Certificate permitting him to be employed anywhere in the Territory on a cash wage basis. This cash wage includes cash in lieu of the rations, clothing and other articles prescribed in the ordinance.

*Females and Juveniles.*—Women may be employed under agreement for a two-year maximum period in specified occupations, e.g., nursing, teaching and domestic service; and as casual workers in these and other specified occupations, e.g., clerical work, factory work, and cocoa-, coffee- or tea-picking. Additional information about the special conditions applying to the employment of female workers is given later in this chapter. The employment of persons under the age of sixteen years is forbidden.

### *Recruitment of Workers.*

Recruitment is voluntary and workers are free to choose the occupations in which they wish to work. Employers and native employment agents, duly licensed by district officers, may engage workers.

Special health conditions (described later in this chapter) apply to the engagement of workers from high altitude areas (above 3,500 feet) and their recruitment is undertaken by Administration officers to ensure observance of the measures prescribed. Such workers may be engaged under agreement for the normal prescribed periods of service, but their employment on a casual basis is subject to the prior written approval of the Secretary for Labour.

### *Remuneration.*

Wages must be paid in coin or notes which are legal tender in the Territory.

At least one-half of the wages of an agreement worker (Class 1) and at least one-third of the wages of an agreement worker (Class 2) must be deferred. An advance against deferred wages, not exceeding half the total deferred wages at any one time, may be paid to the employee for urgent reasons. Casual workers must be paid their cash wages in full at lunar-monthly or more frequent intervals.

The minimum annual cash wage is prescribed as 390 shillings for the first year employees and 455 shillings thereafter.

This cash wage represents a minimum cash wage of 30 shillings per lunar month in the first year of employment and 35 shillings per lunar month thereafter, in



addition to the free provision of accommodation, medical attention, food, clothing, cooking and eating utensils, blankets, towels, soap, tobacco, matches, and such other articles as are prescribed for the worker and his accompanying dependants.

Persons employed in heavy labour are paid an additional cash wage of 130s. per year, and an allowance at the rate of 65s. per year is payable to men working under "camp" conditions.

As a rule only completely unskilled or trainee workers are paid the minimum cash wage specified in the Native Employment Ordinance, skilled and semi-skilled workers being paid according to their qualifications and abilities. Table 5 of Appendix XVII indicates the range of wages paid in various skilled, semi-skilled and unskilled occupations. The table expresses the all-inclusive annual remuneration of workers in the various occupations, including components representative of the cash wage paid plus the value of food, clothing and other articles prescribed for issue (and the value of housing provided) to the worker and his accompanying dependants.

For the purpose of calculating overtime payments, the prescribed annual value of food, clothing and other articles (currently £71 10s. per annum) is added to the annual cash wage. Time and one half is payable for ordinary overtime, double time for Sundays and "time-on-time" (equivalent to double time) for holiday overtime, with a minimum hourly rate of 1s. 6d. for ordinary overtime 2s. for Sunday overtime and 1s. for holiday overtime. An employee may be given time off in lieu of overtime payments.

Payment for "stand-by" duty at one-tenth of the hourly rate and for "call-out" duty at normal overtime rates plus 2s. an hour is also prescribed. Where the period of "call-out" duty is less than three hours, overtime for three hours is paid.

The prescribed free issue of rations at daily and weekly intervals provides a wide range of alternative foods for employees and their dependants. The scale, which is set out in the Fourth Schedule to the Native Employment Ordinance, was drawn up by nutritional experts in collaboration with the Department of Public Health.

An agreement worker who is considered competent to purchase a balanced diet or who has an ample supply of locally produced foods available to him may be issued by the district officer with a permit to enable him to be paid, in lieu of rations for himself and his accompanying dependants, a monetary allowance calculated on the average retail prices within the sub-district where he is employed. Payments of an allowance in lieu of the issue of prescribed clothing and other articles is not permitted.

Under the *Native Employment Ordinance 1962* (which is not yet in operation) an employer and a casual worker may mutually agree, without the issue of a permit, that

a monetary allowance shall be paid in lieu of the issue of rations for the casual worker and his accompanying dependants, at the prevailing sub-district rate.

The monetary value of food, clothing and other prescribed free issues varies from time to time and from place to place; at the close of the year under review it was estimated to average £5 19s. 2d. per calendar month for a worker, £5 for an accompanying wife and £3 6s. for an accompanying child.

There is no provision for compulsory saving other than the deferred wages system for agreement workers. Deductions from deferred wages may be authorized only by a court, upon application by an employer, where the employee has committed a breach of an agreement. There is no provision for seizure on the basis of a court judgement.

*Urban Cash Wage Agreements.*—The agreement for the payment of a cash wage to unskilled workers in the urban areas of Rabaul and Lae (and also Port Moresby) remains in force.

The Rabaul-Lae Agreement was approved with effect from 2nd January, 1961, and was made a common rule with effect from 16th January, 1961, in relation to all employers and employees in or near Rabaul and Lae excepting those employed in domestic service, stevedoring and shipping services and primary production. Workers employed in stevedoring operations and shipping services were exempted from the terms of the agreement pending negotiations on their conditions of employment and rates of pay.

Under the agreement, employers, including the Administration, are required to pay to unskilled workers, at intervals no greater than a fortnight, a minimum cash wage of £3 a week. In the case of an employee living away from his home village, the employer is obliged to provide accommodation, food, clothing and other articles for his accompanying dependants without deduction from the cash wage. Where the employee is living in or near the urban area, the employer may make deductions in respect of food supplied to the employee (at actual cost) and accommodation or transport provided for him (at rates to be assessed by the Chairman of the Native Employment Board, subject to a maximum of 12s. a week for accommodation and 9s. a week for transport). Items of food or meals are supplied only if the employee so requests, or in certain cases with the approval of the Chairman of the Native Employment Board.

Overtime is payable at time and one-half for week days (with a minimum rate of 2s. an hour) and at double time for Sundays and holidays (with a minimum rate of 2s. 9d. an hour). Workers employed by the day or in shifts are paid at the rate of 12s. a day for shifts of eight hours, with double rates on Sundays and holidays; no deductions are permissible. Except for employment in domestic service, stevedoring and shipping services, and in primary production, employment in or near Lae is restricted.

under the terms of the agreement, to casual workers; in Rabaul agreement workers also may be employed but must receive a wage of not less than £3 a week.

Resulting from negotiations between representatives of employers' and employees' organizations, an Urban Cash Wage Agreement came into operation in Madang on the first pay day after the 16th November, 1961, on which date it was also declared a Common Rule covering all employers and employees in or near the township of Madang. It is similar in many respects to the Cash Wage Agreement operating in Lae and Rabaul. The minimum cash wage for an unskilled employee has been fixed at £2 15s. per week.

Under the terms of the agreement, a joint consultative committee, representative of employers and employees, has been established for the purpose of reviewing the terms of the agreement from time to time.

*Stevedoring Agreements.*—On 21st April, 1961, the Chairman of the Native Employment Board (in accordance with the power given to him under the Urban Cash Wage Agreement) ruled that the appropriate provisions of the Urban Cash Wage Agreement should apply to workers engaged in stevedoring operations in Rabaul and Lae. (These workers had been conditionally exempted from the provisions of the Urban Cash Wage Agreement pending further negotiation as to their rates of pay and conditions of employment.) As a result the following rates now apply for waterside workers in Rabaul and Lae:—

Senior native foreman—20s. a shift of eight hours;  
Winchmen and hatchmen—17s. 6d. a shift of eight hours;

General labourers—12s. (Rabaul) and 11s. (Lae) a shift of eight hours.

The difference of 1s. a shift of eight hours between Lae and Rabaul rates is based on the fact that in Rabaul stevedores are transported to and from their places of residence each day, whereas in Lae, because of the distances involved, they must be housed by the employer for varying periods of time, during which full accommodation and meals are provided free of charge.

Except for the changes introduced by the Stevedoring Agreement for Lae and the application of the Urban Cash Wage Agreement to stevedores at Rabaul, stevedoring employees work under the general provisions of the Native Employment Ordinance applicable to casual workers.

*Apprentices.*—From 2nd January, 1961, the wages of indigenous apprentices were raised, on the recommendation of the Native Employment Board, to £3 5s. a week for the first year, rising by annual increments to £6 10s. a week in the fifth year in the case of the first class trades, and £4 10s. a week in the fourth year in the case of second class trades. Deductions from these wages for accommodation, food and transport may be made at the same rates as those prescribed under the Urban Cash Wage Agreement.

#### *Discrimination and Equal Remuneration.*

The differences that exist between sections of the community with regard to opportunities for employment and wages rates are not due to discrimination on grounds of race but result from differing standards of education, living experience, qualifications and work output. The policy is to develop education and training facilities so that all sections of the community may have equal opportunities.

Labour legislation does not discriminate against women; the minimum conditions of wages, housing, rations and other benefits are prescribed for all workers, both male and female.

#### *Hours of Work.*

The hours of work are forty-four hours a week from Monday to Saturday inclusive, with a break of one hour after each period of four hours' work (or a break of one hour after five hours' work where a tea break of not less than ten minutes has been given during the five hours). Employees other than shift workers must be given a rest period of at least twenty-four consecutive hours in every week, while shift workers must be given, in every period of twenty-eight days, rest periods which in the aggregate total not less than ninety-six hours and which in each instance shall not be less than twenty-four consecutive hours.

All time worked in excess of eight hours in any one day from Monday to Friday, or afternoon on Saturday, and all work on a Sunday or public holiday are treated as overtime for which special rates are paid. Overtime for shift workers is all time worked in excess of eight hours in any one day, all time worked on a public holiday and all time worked in excess of forty-four hours in any period of seven days. Except in emergencies as prescribed, the maximum hours which may be worked in any one day by any employee may not exceed twelve, including overtime.

Special payments are prescribed in respect of workers on "stand-by" duty, i.e. workers under request to hold themselves in readiness for possible duty, and those on "call-out" duty, i.e. emergency overtime.

#### *Medical Inspection and Treatment.*

The Native Employment Ordinance provides that a prospective employee shall undergo medical examination before entering into a written agreement for employment, and upon termination of the agreement. An employer is required to provide at the place of employment free medical treatment for all his employees and the wives and children accompanying them and to take all reasonable precautionary measures to safeguard their health. In appropriate cases the employer is also required to transfer workers and dependants to an approved hospital for treatment. Administration medical officers and medical assistants carry out periodical examinations of workers and dependants at places of employment.

Special medical safeguards are prescribed in relation to workers from high altitude areas (above 3,500 feet) who proceed to places of employment at altitudes below that level. Before entering employment they are vaccinated against tuberculosis, tetanus and whooping cough, and during employment they receive malarial prophylactics. On termination of their employment they are kept under medical surveillance for two weeks before returning to their homes.

No illnesses or deaths amongst indigenous workers attributable to occupational diseases were reported during the year. Industrial accidents reported totalled 197 of which 35 were fatal.

#### *Housing and Sanitary Conditions at Places of Employment.*

The Native Employment Ordinance prescribes the types and minimum dimensions of houses for the accommodation of indigenous employees and their accompanying dependants. The minimum standards for sleeping, cooking, messing, ablution and sanitary facilities have been substantially improved. Standards of construction are now specified in the Native Employment Ordinance, whereas previously they were merely required to be of a reasonable nature.

#### *Workers' Compensation.*

Compensation for disease, injury or death arising out of or in the course of employment is provided for under the *Workers' Compensation Ordinance 1958-1961*, which lays down a single code of compensation for all workers with scales of compensation payments related to wage levels. The maximum amount of compensation in respect of death or for specified injuries is £3,000 with a minimum of £180 for specified injuries. Provision is made for the payment of £100 in respect of each fully dependent child under the age of sixteen years of a deceased worker, for payment of medical and funeral expenses and for weekly payments (not exceeding the amount of the weekly wage) to totally or partially incapacitated workers.

When payment of compensation is authorized in the case of a worker whose wages are less than £400 a year, 27 per cent. of the prescribed maximum is payable, and where the wages are £400 a year or more, but less than £668, 60 per cent. of the maximum is payable. In calculating the wages of indigenous workers the value of accommodation, rations, clothing and other issues (prescribed as £165 a year) is added to the cash wage.

In cases of partial incapacity the court has power to award a lump sum in compensation. When a worker sustains injury causing temporary incapacity he suffers no economic disadvantage inasmuch as his employer continues to supply wages, food, accommodation, &c., as if he were still working.

The legislation provides that where a Court for Native Affairs certifies that any dependants of an indigenous

worker are dependants by native custom, the total amount of compensation payable to all such dependants shall not exceed £100.

Except where the Administrator authorizes an employer to undertake the liability to pay compensation to his own workers the ordinance provides that an employer shall obtain from an approved insurer a policy of insurance for the full amount of his liability.

Provision is made for the appointment of medical referees and for disputed cases to be settled by arbitration, with the right of appeal to the Supreme Court.

There are as yet no positive provisions for the rehabilitation of injured workers. Tables 7, 8 and 9 of Appendix XVII give details of workers' compensation cases handled during the year.

#### *Employment of Women and Juveniles.*

As mentioned earlier, provisions are included in the Native Employment Ordinance to encourage the employment of females while at the same time protecting their health and welfare. Occupations in which they may be employed under agreement or as casual workers are prescribed. Employment in heavy labour is prohibited and provision is made for the granting of maternity leave of absence and for rest periods. The minimum wages for males have equal application to females.

The employment of persons under the age of sixteen years is forbidden, except as apprentices under the Native Apprenticeship Ordinance which prescribes a minimum age of fifteen years, or for service at sea under the Minimum Age (Sea) Ordinance which permits a minimum age of fourteen years under prescribed circumstances.

The employment of women and juveniles in underground work is forbidden by the mining legislation.

#### *Underground and Night Work.*

The Native Employment Ordinance applies to indigenous workers employed in mining and this ordinance and the Mines and Works Regulation Ordinance provide for the regulation and inspection of mines and works including the conditions of employment in underground workings. The legislation excludes the employment of women and juveniles underground. An indigenous worker must not be employed in underground workings unless he is able to understand and make himself understood by those under whom he is placed, is over the age of sixteen years, and is employed under the supervision of a European holding an underground miner's permit.

There are very few undertakings which operate regularly at night and such work is almost entirely restricted to loading and unloading ships, attending copra driers, operating telephones and radio services, and police and hospital duties.

#### *Industrial Homework.*

There is no industrial homework apart from the occupation of the indigenous people in some areas in local handicrafts.

### *Industrial Safety.*

Provisions relating to industrial safety are included in the *Explosives Ordinance* 1928-1953, the *Mines and Works Regulation Ordinance* 1935-1956, the *Electricity Supply Ordinance* 1951, and the *Industrial Safety (Temporary Provisions) Ordinance* 1957. The latter ordinance contains general provisions relating to the safety of all workers except those engaged in mining, who are covered by the *Mines and Works Regulation Ordinance*. The *Industrial Safety, Health and Welfare Ordinance* 1961, which provides a comprehensive safety code, was passed by the Legislative Council in September, 1961.

Staffing and administrative arrangements, and the drafting of the necessary regulations have reached an advanced stage, and it is expected that the legislation will come into force early in 1963, when the *Industrial Safety (Temporary Provisions) Ordinance* will be repealed. Meanwhile, labour inspectors who are to act as industrial safety inspectors have been receiving basic training in the Territory (and in some cases in Australia). An Inspectors' Conference of one week's duration in September, 1961, was devoted almost exclusively to industrial safety matters, including a comprehensive training course, and is to be followed by a similar conference in September, 1962, when a senior industrial safety inspector of the New South Wales Department of Labour and Industry will lecture delegates on inspection techniques and other related subjects.

A series of accident prevention and work safety courses began at Port Moresby on 13th February, 1962. The series consisted of three courses of one and a half days each for supervisors, foremen, tradesmen and apprentices at which 69 indigenous and non-indigenous employees of government and private enterprise attended. A number of half-day courses in the Pidgin and Motu languages followed, attended by approximately 300 Papuans and New Guinean artisans. The courses have since been given at Lae, Wau, Bulolo, Kokopo and Rabaul, with a total attendance of over 1,200 employees.

The courses are designed to help workers to recognize and maintain a constant watch for avoidable accident hazards in workshops and other work places, and thus reduce the accident rate by making people safety conscious. In addition to lectures given by trained labour inspectors, the courses include displays of safety posters and literature and the screening of safety films.

Similar courses continue to be conducted at various Territory centres as part of an extensive accident prevention programme.

A wide distribution has been made to employers of 6,000 illustrated industrial safety posters. Designed and printed within the Territory, the posters are in four-colour and are printed in two different designs, each in the English, Pidgin and Motu languages. A further distribution of a new series of posters is planned for early 1963, and supplies of appropriate posters from the Australian Labour Departments are on order.

### *Compulsory Labour.*

The *Papua and New Guinea Act* 1949-1961 prohibits forced labour except in accordance with the provisions of the Convention concerning Forced and Compulsory Labour. The Native Administration Regulations provide for the compulsory planting and cultivation of food crops in an area which has been declared by the Administrator to be liable to a famine or deficiency in food supplies. Such work is excluded from the term "forced or compulsory labour" by definition in Article 2 of International Labour Organization Convention No. 29—Forced Labour. It was not necessary to declare any area during the year. There are no other statutory provisions in respect of compulsory labour.

### *Training of Skilled and Other Workers.*

Both Administration and mission technical schools prepare students for apprenticeship. Students who do not enter apprenticeship are given two additional years of trade training on completion of which they are qualified to take positions as improvers or trade assistants and engage in simple contract work for their communities. At 30th June, 1962, 539 students were attending technical schools.

As indicated in the relevant chapters of this report, vocational training is provided by various Public Service departments, in particular, the Departments of Public Health, Trade and Industry, Native Affairs, Posts and Telegraphs, Forests, and Agriculture, Stock and Fisheries, and on-the-job training is also carried out in private industry. The training of officers of the Public Service is described in Chapter 4 of Part V.

Plans and specifications for the building of a training ship on which indigenous people will be given higher-level training for service in coastal vessels have reached the final stage. On completion of the courses these trainees will be eligible to qualify by examination for a Coastal Master's Certificate, a Coastal Officer's Certificate or a Coastal Engineer's Certificate.

An artisan training centre in ship repair trades and a school of nautical training have been established at Port Moresby for both Papuan and New Guinean trainees. The training of seamen and engine-room operators at the Nautical Training School, Hollandia, West New Guinea, has been discontinued, following the completion of a ten months' course in pre-sea training by two groups of trainees who are now employed on Administration and privately owned coastal vessels.

The *Native Apprenticeship Ordinance* 1951-1961 provides for apprenticeship in specific trades leading to the granting of trade certificates. Apprenticeship is controlled by an Apprenticeship Board consisting of seven members of whom three are representatives of interests outside the Administration and four are officers of the Administration. In addition, the board has a permanent executive officer, who is an officer of the Department of Labour. The apprenticeship scheme enables apprentices who complete

their indentures and pass their final trade examinations to gain recognition as skilled tradesmen, and industry benefits by the establishment of fixed standards. As the level of standards in primary education has been raised, apprenticeship standards also have been raised. The apprenticeship system in operation is based on the same principles as those which have applied in Australian industry for many years.

The courses of training, which are defined by panels of experts in the various trades, include both theoretical and practical work and are designed to suit Territory conditions. All apprentices receive on-the-job training and additional training at the technical education centre, where they also continue their general education in English and arithmetic.

Trades provided for under the scheme are classified as either first-class or second-class. First-class trades are those which have an equivalent in other countries and require a five-year period of training. Second-class trades are those which are suited to Territory requirements but have no equivalent elsewhere, or in which a shorter period of training (four years) can give the level of competence needed in the Territory.

Apprenticeship agreements have been approved in each of the following trades, all of which are classified as first-class trades excepting those of Driver-Mechanic, Rigger and Telegraphist—Radio:—

Baker;	Mechanic—Refrigerator;
Bookbinder;	Mechanic—Electrical;
Boilermaker—Welder;	Painter and Decorator;
Cabinetmaker;	Panel Beater and Spray
Carpenter;	Painter;
Draughtsman;	Plumber and Sheet
Driver—Mechanic;	Metal Worker;
Electrician—Auto;	Printer—Compositor;
Fitter—Electrical;	Printer—Letterpress
Fitter—Machinist;	Machinist;
Joiner;	Printer—Operator—
Linesman—Electrical;	Compositor;
Machinist—Wood;	Rigger;
Mechanic—Aircraft	Shipwright;
Assistant;	Technician—Radio;
Mechanic—Diesel;	Telegraphist—Radio.
Mechanic—Motor;	

There are now 148 New Guineans under apprenticeship agreement, of whom 65 are training in Papua. In addition, a total of 46 apprentices have completed their training, passed their final technical examination and been awarded Certificates of Completion of Training.

An arrangement exists whereby youths of all races within the Territory who have reached the required educational standard may be apprenticed under the apprenticeship systems of the Territory or of one or other of the Australian States. Twenty-five non-indigenous youths are so indentured, while one indigenous apprentice from New Guinea is receiving apprenticeship training, and another post-apprenticeship training in Australia.

Amendments to the Native Apprenticeship Ordinance, which came into operation on 1st February, 1962, provided for—

- (i) giving legal force to an administrative arrangement which, in January, 1961, raised wages of apprentices and made them payable weekly on a full cash basis subject to deductions in respect of the provision of accommodation, food and transport;
- (ii) permitting the Apprenticeship Board to determine that a period of absence of an apprentice may be added to the period of apprenticeship;
- (iii) prohibiting the granting of holidays to an apprentice at a time when the apprentice is required to attend technical courses;
- (iv) adjusting the rate of pay for shiftwork by apprentices to conform with the accepted margin of 10 per cent. above normal rates; and
- (v) replacing the existing overtime provisions by provisions more advantageous to apprentices (similar to those in the Native Employment Ordinance).

The following table sets out the weekly cash wages payable to apprentices:—

Year of Apprenticeship.	Wages Per Week.	
	First-Class Trade.	Second-Class Trade.
1 .. .. .	£ s. d. 3 5 0	£ s. d. 3 5 0
2 .. .. .	4 0 0	4 0 0
3 .. .. .	4 15 0	4 5 0
4 .. .. .	5 10 0	4 10 0
5 .. .. .	6 10 0	..

At the beginning of 1962 a major change was made in the technical education of apprentices throughout the Territory. The previous arrangement was for apprentices to attend classes for half a day per week in the employer's time and for a period of four hours in their own time at evening classes.

Under the new system, apprentices now attend, once a year, a continuous course of 23 working days at a central technical school in which they receive instruction in trade theory, trade drawing and trade practical work. The number of class hours under the new system is equal to those under the previous arrangement for day classes.

Apprentices at outlying centres are transported at Administration expense from their place of employment to the technical school, where they live in dormitories. Employers are required to pay the apprentices for the full time spent at the technical school and the apprentices have to pay a nominal fee for their accommodation costs.

In conjunction with this system of block release training, the Apprenticeship Board has accepted the arrangements made by the Department of Education for apprentices to undertake additional instruction by correspondence to maintain and extend the training given during the full-time period at the technical school.

#### *Freedom of Movement of Persons to Neighbouring Territories for Employment Purposes.*

Except for the provisions of Section 19 of the Native Employment Ordinance, there is no restriction on the employment of indigenous inhabitants of the Territory of New Guinea in Papua or vice versa. At the close of the year 5,322 workers from New Guinea were employed in Papua and 2,119 Papuans were employed in New Guinea.

Permanent inter-territorial migration is insignificant and does not give rise to any shortage of labour in the Trust Territory. The conditions of employment are the same in both Territories.

Indigenous inhabitants have no occasion to leave the Territory of Papua and New Guinea for permanent employment elsewhere and none has done so. A number of indigenous people have been authorized to leave the Territory for specified periods for purposes associated with their employment or for specialized training.

There is no provision under the labour legislation for a system of labour passes or work books.

#### *Recruitment From Outside the Territory.*

The only non-European workers recruited from outside the Territory are the Papuans mentioned in the preceding paragraph.

Housing provided for Papuan workers recruited for work in New Guinea, as for all other indigenous workers employed in the Territory, is required to meet the standards prescribed under the Native Employment Ordinance.

#### *Unemployment.*

No problem of unemployment exists in the Territory. Visitors to towns for the most part are country people who, in some cases, may be seeking employment on the urban labour market but are also able to practise subsistence agriculture or forms of cash cropping for a living and need not depend on wage employment as their only means of economic support. Among workers who have adopted wage-earning as a stable way of life, a small amount of temporary unemployment may exist from time to time as a result of voluntary changes of employment or unwillingness to accept work in rural areas adjacent to the main urban centres.

#### *Indebtedness.*

Indebtedness among wage-earners and salaried workers is negligible and does not present any problems.

#### *Trade Unions.*

Workers' associations have been formed at Madang, Lae and Rabaul. While the Madang Association has been fairly active, and has negotiated an urban cash wage agreement, the other two associations are still in the formative stages. They have not yet submitted any claims for the improvement of wage levels and conditions of employment for their members. All three associations are expected to develop further when the Industrial Organizations and the Industrial Relations Ordinances come into force early in 1963.

Special attention is given to such organizations to ensure that they are founded on sound principles and develop along constructive lines. A full-time Industrial Organizations Officer has been appointed to advise Territory workers on the formation of industrial organizations; to train officers and members of organizations in management and financial procedures and other matters associated with the daily conduct of their affairs; and to assist organizations in the exchange of information and opinions and in the development of unity and good relations between organization members of various districts. Other duties include the promotion of social and welfare activities within organizations, in liaison with officers of the Department of Native Affairs.

Until indigenous industrial organizations have progressed to the stage where they can engage and instruct their own advocates, arrangements have been made for the Public Solicitor, who already performs the functions of providing legal advice and assistance to the indigenous people, to help them in the preparation and conduct of any industrial claims they may wish to make.

#### *Settlement of Labour Disputes.*

Workers are encouraged to report complaints that may lead to a stoppage or dispute to the nearest government station before a stoppage occurs. Most disputes that arise are of a minor nature and are settled by labour inspectors acting as conciliators. On rare occasions the institution of civil proceedings before a district court is required.

Particulars of industrial disputes and of complaints received are given in Tables 14 and 15 of Appendix XVII.

When the *Industrial Relations Ordinance* 1962 comes into operation, the following processes will be available for the settlement of an industrial dispute which has not been settled by a labour inspector acting as conciliator—


- (a) the matter may be investigated by the Secretary for Labour, and a board of inquiry appointed by the Administrator may be required to examine and advise upon any matter connected with the dispute;
- (b) an interested party may refer a dispute to the Secretary for Labour, who may require the parties to enter into negotiations within 14 days and who may call a compulsory conference of the parties;



Infant Welfare Clinic, Madang.



Rural Health Centre, near Rabaul.



The General Hospital, Wewak.



Malaria Control Centre, Nonga, Rabaul.



## CHAPTER 5.

## SOCIAL SECURITY AND WELFARE SERVICES.

- (c) at any stage, a party to a dispute may call upon the Secretary for Labour for assistance, whereupon it is the duty of the Secretary to endeavour to negotiate a settlement of the dispute;
- (d) finally, where attempts at settlement have apparently failed, a dispute may be referred to an arbitration tribunal for determination.

The legislation is designed to make it clear that informal settlement is to be preferred to anything approaching litigation and to promote conciliation rather than arbitration procedures. Consequently, there is provision for the formation by employers and employees of informal industrial councils for the purpose of—

- (a) fostering the improvement of industrial relations between employers and employees;
- (b) encouraging the negotiation of the terms and conditions of employment of employees; and
- (c) promoting the peaceful settlement of disputes or differences as to the terms and conditions of employment.

*Application of International Labour Organization Conventions.*

The following Conventions adopted by the International Labour Organization and ratified by Australia, have been extended to the Territory from the dates shown:—

- No. 7—Minimum Age (Sea) Convention 1920; 8th July, 1959.
- No. 8—Unemployment Indemnity (Shipwreck) Convention, 1920; 6th November, 1937.
- No. 10—Minimum Age (Agriculture) Convention, 1921; 8th July, 1959.
- No. 11—Right of Association (Agriculture) Convention, 1921; 8th July, 1959.
- No. 18—Workmen's Compensation (Occupational Diseases) Convention, 1925; 8th February, 1961.
- No. 19—Equality of Treatment (Accident Compensation) Convention, 1925; 8th February, 1961.
- No. 27—Marking of Weights (Packages Transported by Vessels) Convention, 1929; 6th August, 1931.
- No. 29—Forced Labour Convention, 1930; 2nd January, 1932.
- No. 42—Workmen's Compensation (Occupational Diseases) Convention (Revised) 1934; 8th February, 1961.
- No. 45—Underground Work (Women) Convention, 1935; 14th December, 1954.
- No. 80—Final Articles Revision Convention, 1946; 15th January, 1952.
- No. 85—Labour Inspectorates (Non-metropolitan Territories) Convention, 1947; 30th September, 1954.
- No. 105—Abolition of Forced Labour Convention, 1957; 8th February, 1961.

There is no special legislation dealing with social security on a broad basis and, as far as most of the inhabitants of the Territory are concerned, no comprehensive scheme of social security is needed.

Practically all the indigenous inhabitants live within their tribal areas and responsibility for the aged, infirm and orphans rests primarily on the tribal organization, which provides social security for the individual based on the accepted collective obligations and responsibilities of the family, clan or tribe. A system of *ex gratia* pensions operates in favour of any persons who may find themselves in need where for some reason the tribal organization has failed.

The Department of Native Affairs has functional responsibility for the promotion of social development and for welfare services. There are very few activities of the Administration which are not directly concerned with the social welfare of the inhabitants. The contribution made by the religious missions is important and an increasing interest in social welfare is being taken by native local government councils and various indigenous societies.

Free hospitalization, medical and surgical treatment are provided for the indigenous people.

Although there is no single comprehensive ordinance dealing with social security and welfare services, there is legislation which provides for—

- (a) payment of compensation for death or injuries received arising out of or in the course of employment;
- (b) pension payments for indigenous members of the Royal Papua and New Guinea Constabulary; and
- (c) superannuation benefits for officers of the Public Service.

The *Child Welfare Ordinance* 1961, providing for the establishment of children's courts, recognized institutions and associated welfare organizations came into force on 13th April, 1962. The acting Director of Child Welfare and a number of welfare officers have been appointed to give effect to the Ordinance.

## CHAPTER 6.

## STANDARDS OF LIVING.

A survey of the cost of living for the indigenous people has not been practicable. In their social system the people can obtain most of their requirements such as food, fuel, cooking utensils and building material from their own local resources. They exchange and barter with each other for those things which they do not produce themselves. This system still provides a basic livelihood for the great majority of the people, but they are gradually entering into a more complex system of production.

Conditions and stages of advancement vary so much throughout the Territory, from the semi-urbanized villages adjacent to the towns to the areas recently brought under Administration influence, that it is difficult to generalize. In all areas the people have ample land for their own food requirements.

One of the first results of Administration contact is the adoption of steel working tools. This enables indigenous farmers to clear large areas for gardens, to cultivate them better and to increase production. As soon as possible, officers of the extension service of the Department of Agriculture, Stock and Fisheries carry out agricultural patrols in these new areas where they distribute planting material and assist and encourage people to adopt improved methods of agriculture. This usually leads to a further increase in production and a surplus for sale, the proceeds of which are used to buy manufactured goods.

The extensive activities of native local government councils, rural progress and co-operative societies, cash cropping and other forms of commercial activity, in fact the whole effect of culture contact, is rapidly improving living standards.

The Administration is trying to improve standards of health and general welfare; yaws have been largely eradicated; and particular attention is being paid to nutrition and hygiene, the elimination of tuberculosis and malaria, the extension of education and training in more efficient and productive techniques.

Clothing standards are improving; the use of the lavalava is widespread and Western types of clothing are common in or near towns and other settlements. Footwear was unknown in traditional society and is still uncommon.

The housing standards of the indigenous people are also steadily improving and well-designed dwellings built of permanent materials are gaining popularity. The improvement in social and economic conditions is also indicated by the number of indigenous people who have acquired motor vehicles and power-driven vessels.

Particulars of the average cost of staple foodstuffs, clothes and domestic items in principal centres are contained in Appendix XVI.

## CHAPTER 7.

### PUBLIC HEALTH.

#### (a) GENERAL: ORGANIZATION.

##### *Legislation.*

Legislation relating to public health introduced or coming into force during the year included—

- (i) the *Anatomy Ordinance* 1961 and Regulations governing the acquisition of cadavers for teaching purposes, the establishment of Anatomy Schools, and the registration of persons qualified to practise anatomy;

- (ii) the Mental Disorders and treatment Ordinance and Regulations which on coming into operation in July, 1962, will replace existing mental health legislation with laws more in keeping with modern practices in mental treatment; and
- (iii) an amendment to the Sale of Meat Ordinance which extended its provisions to slaughter-houses where meat is prepared for retail sale and will permit stricter supervision of meat production.

#### *Departmental Organization.*

The Department of Public Health, headquarters of which are in Port Moresby, Papua, is under the control of the Director of Public Health.

The Department has seven functional divisions as follows, each under the supervision of an assistant director: Medical Services; Preventive Medicine; Medical Training; Infant, Child and Maternal Health; Medical Research; Mental Health; and Administration.

For the purposes of public health administration the Trust Territory is divided into three geographical regions—the New Guinea Mainland, New Guinea Highlands and New Guinea Islands Regions—each under the administrative control of a regional medical officer; the headquarters of the regions are at Lae, Goroka and Rabaul respectively.

*Staff.*—Table 1 of Appendix XIX, details, by occupational groups, the numbers of health service personnel, both medical and non-medical, employed by the Administration in the Territory at 30th June, 1962. The table also distinguishes between indigenous and non-indigenous personnel, both medical and non-medical, employed by the Administration in the Territory at 30th June, 1962. The table also distinguishes between indigenous and non-indigenous personnel. Six medical officers trained under the cadetship scheme were appointed during the year, and four of these are now serving in New Guinea. An additional twelve cadets have been appointed and are studying at universities in Australia.

Indigenous staff include assistant medical officers (previously designated assistant medical practitioners), medical assistants and other qualified assistants in the dental, nursing, infant welfare, laboratory, X-ray, health inspection and malaria control fields.

A wide range of health workers are employed as orderlies, including aid-post and hospital orderlies. The assistant medical officers, four of whom were stationed in New Guinea at 30th June, 1962, are officers of the Second Division of the Public Service.

Thirty other members of the indigenous staff in New Guinea are officers of the Auxiliary Division and the remainder are Administration servants. All employees have opportunities for progress in status and salary as skill and experience increase.

### *Medical Services Outside the Administration.*

Most of the mission organizations provide medical services. These comprise 77 hospitals, 182 aid-posts or medical centres, 87 welfare clinics, two hansenide colonies and one tuberculosis-hansenide hospital, which are staffed by 681 indigenous people and 320 others, including 13 medical practitioners.

The missions are assisted by the Administration through a system of grants-in-aid and by the supply of drugs, dressings and equipment. The grants-in-aid and monetary value of supplies totalled £181,680 for the year under review. Grants-in-aid for the construction of mission hospitals and pre-school play centres amounted to £73,636.

Three Administration hansenide colonies, two tuberculosis hospitals and one combined hansenide and tuberculosis hospital are staffed and administered by missions on behalf of the Administration. The expenditure on these institutions totalled £117,149, all of which was met by the Administration.

There are no private hospitals other than those conducted by missions, but five medical practitioners, four dental surgeons, three pharmacists and an optician are in private practice. Two hundred and thirty-nine medical assistants are employed on various plantations.

The *Medical Ordinance 1952-1960* provides for registration of physicians, dentists and pharmacists and strict control is exercised to prevent practice by unauthorized persons.

### *Co-operation with other Government and International Organizations.*

There is extensive co-operation with neighbouring territories, the Australian Commonwealth and State health authorities, the Australian National Health and Medical Research Council, international medical research institutions, the South Pacific Commission and the World Health Organization. Regular reports of infectious diseases are sent to the two latter bodies. The Director of Public Health is a member of the Research Council of the South Pacific Commission.

In September, 1961, a Senior Medical Officer commenced a twelve months' World Health Organization fellowship granted for study for the Diploma of Public Health in London.

A World Health Organization Seminar on Maternal and Child Health in Manila was attended by the Assistant Director (Infant, Child and Maternal Health) of the Department of Public Health.

Three senior officers attended a four-weeks' course on Vital and Health Statistics held by the World Health Organization in Suva in January, 1962.

The Administrative Sister, Division of Infant Child and Maternal Health, commenced a World Health Organization Travelling Fellowship, to observe aspects of maternal and child health in South-East Asian countries.

The medical officer in charge of the Medical Statistics and Evaluation Section visited the United States of America on a World Health Organization fellowship to undertake special epidemiological training.

The Assistant Director (Preventive Medicine) visited India in April, 1962, to study clinical and epidemiological problems of smallpox.

In March, 1962, a senior medical officer visited the Wissel Lakes area of West New Guinea to observe nutrition studies.

The Territory was represented at an International Malaria Conference held at Hollandia, West New Guinea, in 1961.

Two assistant medical officers attended a South Pacific Commission-World Health Organization refresher course in Rural Health held at Apia, Western Samoa, in November and December, 1961, and during the year a third commenced studying for a Post-Graduate Certificate in Public Health at the Central Medical School, Suva.

A malaria control assistant began a course in laboratory techniques in Hollandia, West New Guinea.

Five British Solomon Islands Protectorate students attended training courses in entomology at the Malaria School, Minj.

Eight students from West New Guinea and one from the British Solomon Islands Protectorate continued courses of training at the Papuan Medical College, Port Moresby. Nine students from the British Solomon Islands Protectorate are studying nursing at the Port Moresby and Rabaul Schools of Nursing.

The Administration takes the usual measures for the control of epidemic diseases and carried out the normal international quarantine procedures.

### *Finance.*

Expenditure on health services totalled £1,844,216 and expenditure on works and services of a capital nature and on the improvement and maintenance of hospital buildings and equipment amounted to £412,065.

The principal new works carried out included the completion of the Wewak General Hospital, commencement of the new general hospitals at Lae and Okapa and the continuation of construction on the tuberculosis hospitals at Bita Paka and Butaweng, the hansenide colonies at Togoba and Aitape, and the hansenide and tuberculosis hospital at Hatzfeldhaven. Buildings at several established hospitals were replaced during the year.

The ascertainable expenditure by missions from their own funds on medical services was £185,813. Native local government councils reported an expenditure of £19,669.

## (b) MEDICAL FACILITIES.

*Hospitals.*

There are 67 Administration hospitals in the Territory (including three hansenide colonies, two tuberculosis hospitals and one hansenide and tuberculosis hospital) which are staffed and administered by missions on behalf of the Administration.

Eight hospitals previously considered as separate hospitals for paying patients are now included as part of the general hospitals at Goroka, Wewak, Wau, Bulolo, Sohano, Madang, Lorengau and Kavieng. The hospital at Green River, formerly shown as an Administration hospital is now operating as a mission hospital with some Administration assistance.

Three new Administration hospitals were opened at Gembogl, Gasmata and Boku.

These factors in combination account for the apparent reduction from 73 to 67 hospitals since the previous report.

Admission to hospitals is free to the indigenous people except in the case of two paying hospitals at centres where free hospitals are also established.

There are specialist surgeons located at Rabaul, Lae and Goroka, specialist physicians at Lae and Rabaul, an ophthalmologist at Rabaul, and part-time specialist anaesthetists at Lae and Rabaul. Pathology and radiography facilities are widely available throughout the Territory and additional specialist services are available at the Port Moresby General Hospital. When necessary patients are evacuated for medical treatment to a main hospital.

At all main centres there is an ambulance service, manned by crews trained in first-aid procedures, to attend to accident cases and the transport of patients.

In addition to the medical facilities prescribed by employment legislation, all plantations, irrespective of size, are encouraged to provide an efficient preventive and emergency medical service for their employees.

The general hospital at Wewak was completed during the year and was officially opened on 9th February, 1962, by the Minister for Territories, the Honourable Paul Hasluck, M.P. The Malaria Research Centre at Kundiawa was also completed.

Work continues on the gradual replacement of existing hospitals at various centres with buildings of permanent materials.

Planned works include the amalgamation of the paying hospital at Rabaul with the non-paying hospital at Nonga and the continued construction of the general hospital at Lae. Construction of two hansenide, two tuberculosis and one hansenide-tuberculosis hospital by the various missions on behalf of the Administration will also be continued.

*Health Centres.*

The health centres at Tapipipi and Vunapaka in New Britain have expanded much of their activity and their positive approach to health is well appreciated by the local government councils and communities concerned.

A new centre has been opened in the Eastern Highlands District under the control of the Bena Local Government Council.

The Department of Public Health is responsible for staffing the centres and providing drugs and medical equipment. Councils provide buildings and are gradually assuming some measure of financial responsibility towards the salaries of staff, the cost of drugs and dressings and the provision of transport.

The functions of the health centres, each of which is staffed by an assistant medical officer, an assistant health inspector, and two infant welfare nurses, are concerned mainly with the prevention of disease and the promotion of the general health of the community through health education; the development of environmental health services (village sanitation and water supplies); infant and maternal welfare (including ante- and post-natal care, domiciliary midwifery and school health examinations) in conjunction with the Infant and Maternal Health Service; control and evaluation of communicable diseases; surveys and assessments of community health needs and local epidemiological patterns; and planning local health programmes in consultation with the community. It also supervises domiciliary services in relation to tuberculosis, leprosy and malaria on behalf of the specialist units. In its out-patient work it concentrates on early detection and diagnosis and refers cases elsewhere for effective treatment. By educating the community in the curative services available and stressing especially the need for early treatment it complements the work of both hospitals and aid-posts.

*Medical Aid Posts (Village Dispensaries).*

Medical aid posts are set up to service groups of villages throughout the Territory and are staffed by indigenous aid post orderlies or by hospital orderlies who have completed a two-year course of training. The posts extend simple medical aid to indigenous people, assist in establishing good hygiene practices and encourage the sick and injured to seek admission to hospital for treatment. Aid post orderlies carry out regular medical patrols, to all the villages within their areas. The number of Administration aid posts increased from 1,016 to 1,032 and those operated by missions decreased from 274 to 182.

The following table shows the distribution by district of Administration aid posts and posts staffed by aid post orderlies. The remaining posts are staffed by hospital orderlies.

District.	Aid Posts.	Posts Staffed by Aid Post Orderlies.
Morobe .. .. .	226	222
Madang .. .. .	73	62
Sepik .. .. .	157	139
Eastern Highlands .. .. .	164	139
Western Highlands .. .. .	127	103
New Britain .. .. .	106	95
New Ireland .. .. .	59	49
Bougainville .. .. .	87	75
Manus .. .. .	33	32
Total .. .. .	1,032	916

It is estimated that over 2,300,000 treatments were given at these posts during 1961-62.

#### Administration Medical Patrols.

The number of medical patrols carried out by European medical officers and medical assistants was 197 compared with 254 for the previous year. During these patrols, 267,065 people from 2,281 villages were examined and treatments given or arranged for the following cases:—

Disease.	Number treated.
Yaws .. .. .	1,009
Tropical ulcers .. .. .	3,604
Scabies .. .. .	7,159
Tinea .. .. .	12,626
Hansen's disease .. .. .	676
Elephantiasis .. .. .	811
Veneral diseases .. .. .	379
Conjunctivitis .. .. .	2,155
Other eye conditions .. .. .	3,274
Severe anaemia .. .. .	784
Pulmonary tuberculosis .. .. .	761
Tuberculosis glands .. .. .	221
Congenital abnormalities .. .. .	642
Dental attention .. .. .	21,717
Deformities and spastic conditions .. .. .	1,098
Nutritional diseases .. .. .	299
Enlarged liver .. .. .	723
Fevers .. .. .	1,030
Other treatments .. .. .	9,489
Total .. .. .	68,457

In addition 691 patrols were undertaken by indigenous hospital assistants and orderlies.

#### Specialist Services.

*Maternity and Child Health Service.*—At the end of the year there were 393 Administration clinic centres, including fourteen main centres. The 379 rural clinic centres were serving 1,449 villages with a population of 229,575. (The apparent drop in population served is due to more accurate methods of recording.) Children under school age who were enrolled totalled 27,968 and attendances by children at clinics increased by more than 20,000. Pre-natal attendances increased by over 2,000. Details are given in Tables 12, 13 and 14 of Appendix XIX.

The aim of the service is to maintain infant, child and maternal health at the highest level. At regular village clinics practical advice is given on feeding and weaning and general care of the infant and child, with special emphasis on hygiene and the use of correct foods. Minor ailments are treated and sick children are referred for medical attention.

School medical examinations, immunization against whooping cough, diphtheria and tetanus, poliomyelitis, pre-natal and post-natal care, pre-school services and the training of indigenous girls in infant welfare, midwifery and pre-school duties are other important aspects of the work. The training courses provided are described in Section (f) of this chapter. Enrolments under the school medical service totalled 20,884 and 20,136 examinations were made by the service during the year.

The religious missions also maintain clinics and 87 of their stations submit regular reports to the Administration on their activities. Details are given in Tables 15 and 16 of Appendix XIX. Clinics operated by Missions carry out the same work in the field as Administration clinics.

There are 21 pre-school centres with a total enrolment of 677 children and a daily average attendance of 558. The Administration finances up to 60 per cent. of the building costs for the establishment of these centres and at ten of them it also provides the services of qualified pre-school teachers. At the other eleven centres where qualified teachers are not available, pre-school assistant graduates, or experienced supervisors who have received in-service training, are provided when available. In other cases a subsidy of £10 per child per annum on a daily average attendance basis is paid by the Administration towards the employment of supervisory staff. Milk is issued to pre-school centres free of charge. The centres are managed by local pre-school committees which determine attendance fees.

"T" type pre-school centres (formerly known as village playgrounds), which provide a Territory-oriented programme free of charge for children speaking English as a second language, are being established by the Administration for indigenous children in all large town areas. So far three have been established in the Rabaul area and one each at Madang, Bulolo, Kavieng, Lae and Goroka. The centre at Lac is in the charge of an indigenous graduate pre-school assistant, while the others are under the control of a qualified pre-school teacher assisted in some cases by indigenous pre-school assistants. Volunteer work by artisans in the community is used to establish a new centre—usually an adapted building. The Department of Public Health supplies all basic expendable equipment and pays all teaching staff. The committee of management of parents assists in the general management of each centre and levies for extra equipment are collected from parents using the service.

All children at pre-school centres of both types are given regular medical inspections and a full medical examination once a year.

A pilot training scheme for village mid-wives was commenced at Lorengau in the Manus District, where there were a number of women locally recognised as mid-wives. Three courses of six weeks' duration have been conducted, and there are now twenty-six trained mid-wives in the field.

**Malaria Control.**—Malaria continues to be the most widespread disease and the greatest cause of morbidity in the Territory and high priority is given to its control.

Spraying operations were considerably extended and the whole of the New Britain, New Ireland, Bougainville and Manus Districts have now been covered. Spraying was also carried out at Aitape in the Sepik District.

The following table shows the area and population covered by spraying operations at 30th June, 1962:—

District.	Area (Sq. Miles.)	Population Under Protection.
Sepik .. .. .	3,330	69,170
New Britain .. .. .	14,100	101,117
New Ireland .. .. .	3,800	38,548
Bougainville .. .. .	4,100	53,784
Manus .. .. .	800	17,232
Morobe/Madang (off-shore islands) ..	620	6,531
	26,750	286,382

Pre-spraying and parasitological and entomological surveys for evaluation purposes were carried out in various parts of the Territory. Surveillance is an important part of the campaign.

Study at Maprik has proved the effectiveness of using anti-malarial drugs in conjunction with residual spraying and this system has been extended to islands in the New Ireland and Manus Districts and in the Milne Bay District of Papua. Blood slides collected from fever cases and infants in spray areas are examined in malaria laboratories established at Rabaul, Minj, Maprik and Port Moresby.

Co-operation with adjacent territories on malaria eradication matters is well established. Spraying operations are carried out by the Papua and New Guinea Malaria Services in the Treasury and Shortland Islands of the British Solomon Island Protectorate.

Initial training and refresher courses for malaria control assistants in entomology, parasitology and laboratory techniques are held at the Malaria Control School at Minj. Three courses were conducted during the year. Training in parasitology and microscopy is also conducted at the malaria laboratories in Rabaul. Twenty-six students attended a squad leaders' training course of eight months' duration at Rabaul. A new research and training centre at Kundiawa, Eastern Highlands District, was completed.

Pamphlets, film strips, films, posters and the radio service were used to explain eradication operations and to educate the public on the malaria problem. In all campaign areas local co-operation and assistance are increasing with each spray round.

Routine malaria control measures in the form of mechanical fogging, oiling and drainage were continued in urban areas. Malaria suppressives are issued free of charge to the indigenous people and to Administration personnel. The infant, child and maternal welfare services and aid posts play a considerable part in distributing suppressives to the indigenous population.

**Tuberculosis Control.**—Three survey units carried out epidemiological, vaccination, and case-finding programmes in the Bougainville, New Britain, New Ireland, Morobe and the Eastern Highlands Districts. The cover achieved by these surveys ranged from 20 to 25 per cent. of the population actually living in the areas at the time the surveys were done.

In the Highlands, in which there is a strikingly low incidence of tuberculosis infection, activities have been directed to converting the entire population into a Mantou skin test positive community by B.C.G. vaccination. With the rapid economic and social development of the area and its increasing ease of access to and from the coast it is felt that mass conversion offers the best method of protecting this vulnerable community from the effects of contact with highly urbanized communities along the coasts of New Guinea.

With the co-operation of the Infant Welfare Service the B.C.G. vaccination programme was extended to include more of the new-born group.

The Tuberculosis Register organized on a regional basis is operating satisfactorily. A central laboratory service established at Lae handles bacteriological examinations of tuberculosis patients throughout the Territory.

Patients continue to receive treatment at Administration and mission general hospitals and at three special hospitals for tuberculosis in the Madang, Morobe and New Britain Districts.

Out patients' treatments continue to operate in those areas where supervision is adequate, notably in the Gazelle Peninsula and in New Ireland, but similar services operate in most of the main centres. Surgical management was undertaken on 45 patients from the Territory during the year.

**Veneral Disease.**—The incidence of diseases in this group is very low. Treatment is available at all hospitals.


**Hansen's Disease.**—There are four Administration and three mission hansenide colonies in New Guinea as follows:—

District.	Colony.	Patients at 31st March, 1962.
Western Highlands ..	Togoba .. .. .	526
Western Highlands ..	Yampu .. .. .	348
Sepik .. .. .	Aitape .. .. .	386
Madang .. .. .	Hatzfeldhaven (a) ..	145
Morobe .. .. .	Etap .. .. .	80
New Ireland .. .. .	Anelaua .. .. .	146
Bougainville .. .. .	Torokina .. .. .	54

(a) This establishment is a combined hansenide-tuberculosis hospital.



Dental clinic, Nonga Hospital, Rabaul.



Primary "T" School made of local materials, Goroka.



There are also the following special hansenide annexes to Administration and mission general hospitals:—

District.	Colony.	Patients at 31st March, 1962.
Western Highlands	Wabag .. ..	2
	Baiyer River .. ..	21
	Laiagam .. ..	23
Eastern Highlands	Okapa .. ..	78
	Kundiawa .. ..	38
	Kainantu .. ..	3
Sepik	Aguganak .. ..	10
	Maprik .. ..	16
Madang	Yagaum .. ..	85
	Begasin .. ..	38
	Kurrum .. ..	2
New Britain	Butaweng .. ..	1
New Ireland	Kavieng .. ..	21

Out-patient treatment is available at all Administration and mission general hospitals and at aid posts and during the year 1,636 patients were treated at these establishments. Patients admitted to the hansenide colonies totalled 811, and 553 were discharged to continue their treatment on a domiciliary basis. Domiciliary treatment is being given in the Wabag Sub-District and in two areas of the Madang District.

All hansenide colonies were visited by the Senior Specialist Medical Officer (Leprosy) during the year to assess the progress of patients.

Evaluation of new drugs used in the treatment of leprosy is undertaken continuously.

**Medical Research.**—The Malaria Control Section, Maprik, is carrying out malaria surveillance following residual spraying in the Wingei area. In association with this a study is under way to determine the effect of the spraying on mortality in the various age groups, on birth weights, growth rates, haemoglobin levels, and various clinical indices. With the assistance of workers in Australia and abroad, studies are being made of possible changes in serum protein patterns, haptoglobins and virus antibody patterns which may follow the anti-malarial spraying. Serological surveys of Arthropod-borne virus infections in the Maprik area have been completed.

Research into filariasis is being continued by a medical research officer from the Sydney School of Public Health and Tropical Medicine. This work includes surveys and assessment of control by the use of diethylcarbamazine.

It has been demonstrated that neonatal tetanus can be prevented by immunization in pregnancy. Proposals for work on simplified immunization techniques are being developed.

The register of tumor cases being compiled by surgeons situated in the main centres has yielded much important information, particularly in regard to the advanced nature of some of the pathological conditions found.

Research continues to be directed to the disease known as kuru. The Department of Public Health provides assistance to research workers from the Adelaide University and from the National Institute of Health, Maryland, United States of America, who are carrying out investigations into this disease.

A check of all movements in and out of the kuru area, as well as marriages and births is now kept and will be maintained until the precise cause of the disease is known.

Work on hospitalized patients suffering from marasmus and kwashiorkor, undertaken by a research team at the Nutrition Section (at Kundiawa, Eastern Highlands District) of the Medical Research Division of the Department of Public Health, has been completed.

Trials in the villages have shown that ground roasted peanuts provide a nutritionally satisfactory weaning food which is well accepted.

Research in which the Sydney School of Public Health and Tropical Medicine has assisted shows that iodized oil injections greatly reduce the incidence of new cases of goitre in areas where this disease is endemic.

**Dental Service.**—During the year school dental services were extended as planned to include children at Standard 5.

The expansion of the service relies considerably on the output of dental assistant graduates from the Dental College.

Acquisition of temporary buildings for the Dental College made it possible to increase the intake of students, who now include seven New Guineans. Previously this training was provided at the Papuan Medical College and the Dental Clinic, Taurama Hospital. Dental orderlies continue to receive training at the dental clinics.

At 30th June, 1961, 157 schools and 11,785 pupils were registered under the School Dental Service. Revision of patients already registered accounted for nearly 50 per cent. of all examinations.

Regular treatment tours to outstations are made by dental officers so that each centre to be visited has the service of a dental team every nine months.

Treatments given in the Trust Territory during the year are shown in the following table:—

Type of Treatment.	School.	General.	Mission.	Total.
Total attendances (a)	13,236	9,258	1,122	23,616
Initial examinations	6,351	8,189	136	14,676
Revision examinations	5,394	342	189	5,925
Restorations	3,730	4,710	2,129	10,569
Extractions	1,274	9,698	713	11,685
Periodontal treatment	10,755	655	80	11,490
Root therapy	..	36	26	62
Oral Surgery	..	20	12	32
X-Rays	23	862	116	1,001
Prostheses	59	1,095	160	1,314
Miscellaneous operations	190	851	48	1,089

(a) Attendances are based on the number of persons treated during a calendar month and not on the number of treatments given.

A Maxillo Facial Unit is established at the Administration General Hospital, Port Moresby.

*Ophthalmology.*—A Specialist Ophthalmologist is based at the regional head-quarters in Rabaul and cases are referred to him from all hospitals. Routine medical patrols record eye cases requiring non-immediate specialist attention and at intervals selected patients are brought together at convenient centres for treatment by the ophthalmologist. The Port Moresby General Hospital also handles cases from the Territory of New Guinea.

Extensive trachoma campaigns have not so far been undertaken, but wherever there are a number of cases, particularly in schools, the ophthalmologist institutes mass treatment. Periodic outbreaks of conjunctivitis are dealt with as they arise.

*Mental Health.*—Comprehensive psychiatric training for medical officers and psychiatric nursing courses were begun at Bomana Mental Hospital, near Port Moresby.

All Administration general hospitals undertake treatment of the mentally ill, and electro-convulsive units are installed at Rabaul, Lae, Wewak and Madang General Hospitals.

The Psychiatrist visited all district centres.

A new Mental Disorders Treatment Ordinance received assent and will come into force in July, 1962.

In the field of preventive mental health a permanent committee on mental health and cultural development has been set up and held its first meeting in July, 1961. The committee, which consists of the Assistant Director (Mental Health) of the Department of Public Health, the Senior Psychologist attached to the Public Service Commissioner's Office, the Senior Anthropologist of the Department of Native Affairs, and representatives from other departments of the Administration (Education, Law, &c.) as required, is studying trends in culture contact both in the Territory and overseas.

*Artificial Limb Factory.*—This establishment caters for the needs of indigenous amputees many of whom would otherwise have remained permanently incapacitated. During the year prostheses were manufactured and fitted. In addition, 26 orthopaedic appliances and 525 sets of crutches were manufactured.

### (c) ENVIRONMENTAL SANITATION.

#### *Removal and Treatment of Waste Matter.*

Night soil is disposed of by means of septic tanks, conservancy methods, or by sea disposal where there are suitable currents.

Refuse is disposed of by controlled tipping, dumping in the sea or incineration. Controlled tipping has been used very effectively to reclaim various waste areas of land in Rabaul and Wewak.

Instruction and supervision in the correct disposal of wastes in indigenous communities is being carried out by assistant health inspectors, trained at the Central Medical School, Suva. One who completed his studies during the

year was posted to Rabaul. In the rural villages, the disposal of refuse and night soil is supervised by aid post orderlies, who are assisted and advised by officers of the Departments of Public Health and Native Affairs.

Native local government councils are showing an increasing interest in environmental sanitation matters, and special Administration financial assistance is available to them in this field. Each year there is an overall increase in council expenditure under this heading.

The Department of Public Health is subsidizing the instalment of sanitary facilities in villages by local government councils in a pound-for-pound basis, although in special cases where need is great and the councils funds are low a 100 per cent. subsidy may be allowed. These facilities range from the construction of aqua privies to the provision of concrete pit latrine slabs.

#### *Water Supplies.*

Limited reticulated water supplies are available at Rabaul, Kokopo and Lorengau, while at Lae non-potable water is reticulated in the business area for fire protection.

In other Territory towns, reliance is placed on rain-water storage supplemented by water from deep wells. In Rabaul a water treatment plant is installed on a well in the town area and is functioning to the satisfaction of the health authorities. Attempts are still being made by means of boring tests to find suitable water supplies for reticulation in this area.

Reticulated and well water are periodically sampled and bacteriologically tested by the laboratories of the Department of Public Health. Rural communities are encouraged to forward samples for analysis.

Health education instruction in regard to safe water supplies and water-borne diseases at the village level is given by a health education officer in the Gazelle Peninsula and by medical personnel in other parts of the Territory.

The Department gives priority of attention to the provision of clean water supplies for improved water services within council areas.

Projects completed include the provision of corrugated iron rain water tanks and stands with each tank having a corrugated iron catchment area, underground concrete rain water tanks and catchment areas, properly constructed and protected wells, fully protected spring water supplies and a pumping scheme with a small reticulation system.

#### *Food Inspection.*

Medical officers and health inspectors inspect food at all shops and places where food is manufactured or stored for sale and at town markets where locally grown fruits and vegetables are offered for sale.

The unloading, transport and storage of imported foodstuffs is closely supervised.

The dairying industry, although small, is now well established in Wau and Lae. Dairies are inspected frequently and all dairy cows are tested annually for tuberculosis and brucellosis.

The standard of milk for sale is maintained by weekly sampling and analysis of each dairy's product. The Pure Food (Labelling, Packaging and Standards) Regulations of the Pure Food Ordinance set out the standard required.

Slaughtering is controlled in co-operation with the Division of Animal Industry of the Department of Agriculture, Stock and Fisheries.

#### *Control of Pests Dangerous to Health.*

Efficient equipment for the eradication of pests dangerous to health is available in many towns throughout the Territory.

Rodent control is rigidly implemented at all ports of entry and trapping is encouraged. Rat poison is issued free of charge.

Private pest exterminators usually attend to the spraying of dwellings for insect infestation, but Administration personnel carry out spraying in isolated cases.

#### (d) PREVALENCE OF DISEASES.

##### *Principal Diseases.*

The principal diseases and conditions for which patients were admitted to hospital during the year were malaria, pneumonia, gastro-enteritis, respiratory tract infections, and infections of skin and sub-cutaneous tissue.

Seasonal outbreaks of pneumonia, resulting in some deaths, mainly among infants and elderly people, occurred in the Highlands Region during the year and were dealt with through medical patrols and aid posts.

##### *Principal Causes of Death.*

The pattern has not altered substantially from that of the preceding year and pneumonia, tuberculosis, dysentery, gastro-enteritis and malaria were the chief causes of death.

Table 7 of Appendix XIX. sets out, for the indigenous population during the period under review, the incidence of the principal diseases treated and the principal causes of death in Administration hospitals, and important case mortality rates in percentages.

##### *Vital Statistics.*

There are still no valid vital statistics available. Information being obtained by the increasing numbers of local government councils will in future years provide a basis for such statistics.

#### (e) PREVENTIVE MEASURES.

##### *Vaccination.*

Stress is continually placed on preventive medicine and all suitable vaccines are provided free of charge.

Immunization against pertussis, diphtheria and tetanus is given as a routine to children attending both Administration and mission child welfare clinics. Vaccination

with Salk vaccine is being continued as part of a campaign against poliomyelitis and approximately 6,770 injections were given during the year.

The appearance of smallpox in England and Europe emphasized the importance of preventive measures in connection with this disease. An officer of the Department was sent to India to study clinical smallpox.

##### *Control of Infectious and Contagious Diseases.*

Compulsory notification of infectious diseases and the precautions to be taken against the spreading of diseases are prescribed principally in the *Public Health Ordinance 1932-1960*; the *Public Health (General Sanitation) Regulations*; the *Mosquito Prevention and Destruction Regulations*; the *Suppression of Hansen's Disease Ordinance 1952-1953*; and the *Infectious Diseases Regulations*.

Under the latter regulations local medical authorities must be notified immediately of cases of any of the prescribed infectious diseases.

##### *Quarantine.*

There are two international air routes in New Guinea—one through Bougainville to the British Solomon Islands Protectorate and the other through Wewak to West New Guinea—and full quarantine procedures are carried out at the ports of landing in the Territory.

Medical officers are stationed at each shipping port of entry and the quarantine procedures are applied to all overseas ships.

#### (f) MEDICAL TRAINING AND HEALTH EDUCATION.

##### *Training.*

The Division of Medical Training of the Department of Public Health is responsible for the training of Administration medical staff within the Territory. Considerable expansion in the training of indigenous medical personnel in all categories has taken place during the year under review.

*Assistant Medical Officers.*—The Papuan Medical College, which is associated with the Port Moresby General Hospital, provides a five years' course of training for assistant medical officers with special emphasis on Territory health problems. Twelve male students and one female student from New Guinea are enrolled at the college. The first Territory students are expected to graduate in December, 1964.

Entrance to the first year of the course is limited to students who have passed the Queensland Junior Public Examination or its equivalent; with a lesser qualification than the Junior students must undertake at least one year of preliminary training.

*Nurses.*—General nursing training of three years' duration is in progress at the Rabaul, Madang and Port Moresby schools of nursing.

Forty-nine males and 33 females are in training in Rabaul and 24 males at Madang, while 41 males and 20 females from New Guinea are students at the School of Nursing, Port Moresby.

A group of twelve nurses is doing a one-year post-basic course in obstetrics at the Rabaul School of Nursing. The course includes five girls from New Guinea.

Fifteen students from New Guinea graduated from the Port Moresby School of Nursing during the year and another five from Rabaul. Six graduates are undergoing further training as medical assistants.

*Medical Assistants.*—Medical Assistants are selected for a year of full-time training from among male health workers who have successfully completed three years of basic general training at a school of nursing.

The medical assistant is a general purpose health worker who is trained to undertake responsible work, often without supervision, and may take the place of doctor or nurse. His training is designed to give him a wide general knowledge of health work, with the emphasis on rural health work, administration and personal responsibility, but with no attempt at developing specialized knowledge or experience, which may be gained after graduation.

Eight students from New Guinea are taking the one-year course for the Medical Assistant's Certificate.

After passing their examinations, medical assistants become career workers in the Department of Public Health. To keep them in touch with health developments of importance in various fields post-basic-training courses, each of one year's duration, are to be provided. Courses to be included are:

- (a) Certificate of Public Health, Social and Preventive Medicine;
- (b) Tutor Certificate; and
- (c) Hospital and Ward Administration Certificate.

*Public Health Field Workers.*—Selected persons who have gained the Medical Assistant's Certificate may proceed to further special studies in health inspection, health education and malaria control, on completion of which they may be posted as assistant health inspectors to carry out routine work dealing with health education, housing and environmental sanitation at the village level.

*Aid Post Orderlies.*—The training of aid post orderlies—male native workers who staff the medical service at the village level—is one of the most important parts of the overall training programme. The training is carried out at aid post training schools at Lae, Wewak, Goroka and Mount Hagen, the Rabaul school having been closed to permit expansion of nursing training at Rabaul General Hospital. The schools are in the charge of full-time European medical instructors assisted by native instructors who have been trained for this work and students undergo a two-year course in the theory and practice of medicine and hygiene as it applies to their work at aid posts. At the end of the year, 176 aid post orderlies were in training.

*Hospital Orderlies.*—Hospital orderlies carry out routine nursing duties and are trained in hospitals by medical assistants under the supervision of the medical officer in charge.

*Infant and Maternal Welfare.*—The Infant, Child and Maternal Health Division trains girls as midwifery orderlies, infant welfare orderlies, midwifery assistants and infant welfare assistants. The Administration is assisted in this training by the religious missions who are subsidized for the work. There are seven Administration and five mission training centres from which twenty-six infant welfare assistants and twenty-two midwifery assistants graduated in 1961-62. At the 30th June, 1962, 39 orderlies and 18 assistants were in training at Administration centres, and 99 assistants and two orderlies at mission centres in New Guinea, and an additional 43 assistants were in training in administration and mission hospitals in Papua.

Midwifery assistants and infant welfare assistants are admitted to training at educational Standard 5. The initial course takes a period of two years at the end of which students are qualified as infant welfare assistants. An additional year is required for midwifery assistants. The examination conducted by the Administration at the conclusion of both courses consists of written, oral and practical work.

On graduation a certificate is issued, and graduates then work in hospitals and clinics caring for mothers and infants. Infant welfare orderlies are trained to work under supervision and undergo only an oral and practical examination.

*Pre-school Assistants.*—Pre-school assistants are trained at pre-school centres by qualified pre-school teachers. The training course is of three years' duration and educational Standard 6 is required for entry.

After graduation at the end of their third year, Pre-School Assistants are qualified to conduct a "T" type centre under the supervision of a trained teacher. Twelve New Guinean students are at present in training and four graduated during the year.

*Dental, Laboratory and X-ray Assistants and Orderlies.*—Students of educational Standard 9 are accepted for training as dental assistants and laboratory assistants, while Standard 7 is required for X-ray assistants. Training takes three years for laboratory and X-ray assistants and two years for dental assistants and is carried out at the Rabaul and Port Moresby General Hospitals, and the Dental College, Port Moresby. Dental, X-ray, and laboratory orderlies receive a lower standard of training and work under supervision.

At the present time the following trainees in these categories are undergoing training in the Territory and at Port Moresby:—

Dental Assistants .. .. .	7
X-ray Assistants .. .. .	3
Laboratory Assistants .. .. .	5
Laboratory Orderlies .. .. .	8
Dental Orderlies .. .. .	2

*Malaria Control Assistants.*—Malaria control assistants—male indigenous staff of educational Standard 7—undergo a two months' course of training to fit them for malaria control work and supervision in the field.

Seven were in training at the end of the year.

*Central Medical School, Suva, Fiji.*—Provision is made for Territory students who have reached the required educational standard to attend the Central Medical and Dental Schools, Suva, Fiji.

At 30th June, 1962, five students from New Guinea were attending the following courses:—

Assistant Medical Officer .. .. .	3
Assistant Dental Officer .. .. .	1
Laboratory Assistant .. .. .	1
Total .. .. .	5

The last intake of students for the assistant medical officer course was in January, 1960, and for the assistant dental officer course, January, 1962. In the future, all such students will undertake their training at the Papuan Medical College, Port Moresby, and the Dental College, Port Moresby; only post-graduate studies will be undertaken at Suva.

#### *Health Education.*

Health education has an important place in all health programmes. All Department of Public Health training institutions have the subject integrated into the various curricula, whilst departmental in-service training also places stress on the health education of the community. This applies especially to refresher courses for aid post orderlies, where the problem of superimposing modern medicine on local methods is fully considered.

Newly-appointed officers of the Public Service receive an introduction to health education at the Australian School of Pacific Administration or at orientation courses on arrival in the Territory. Cadet education officers take a series of lectures in the subject and schools throughout the Territory devote an appropriate length of time to it in the school syllabus.

Health education plays an important part in gaining acceptance for the malaria eradication programme and the health education workshop at Rabaul was mainly engaged in producing materials for this campaign.

A central Health Education Council, which includes officers of the Departments of Public Health, Education, Native Affairs, Agriculture, Stock and Fisheries and Information and Extension Services, continues to function and ensures that health education is brought into the activities of all field departments.

The Territory-wide survey of attitudes and beliefs in health and allied matters, which is being carried out by field officers of all departments of the Administration will be continued indefinitely. The aims of this survey are to assist an organized health education approach to the

problem of preserving customs which are beneficial from a health and social standpoint and of educating communities at the same time in the need to discard customs detrimental to their health.

#### (g) NUTRITION.

Most of the people live in rural areas and if a variety of local foods is eaten an adequate diet can be obtained. Usually the protein intake is low.

The indigenous staple foods are yams, sweet potato, taro, banana, sago and tapioca. The main imported staple food eaten is brown or vitamin-enriched white rice. Wheatmeal is imported and is used as a subsidiary food. Of the locally grown foods yams and taro are the most nutritious. Sweet potato, especially the yellow and orange varieties, is particularly high in vitamins. Tapioca, banana and sago have a low thiamin and protein content. Fortunately, in areas where sago is eaten as the staple food, fish and green vegetables are also available. Tapioca is not a popular food and is eaten when other foods are lacking. In areas where banana is the staple food, various vegetables are also grown and form part of the diet.

No part of the Territory is subject to famine, although at times there may be local food shortages due to drought, local outbreaks of pests or disease, or miscalculation by the inhabitants as to the area to be planted as food gardens. Field officers of the Departments of Native Affairs and Agriculture, Stock and Fisheries can usually anticipate food shortages and encourage the people to correct the position by establishing larger areas of garden.

Improvement of food resources is mainly carried out by the Division of Extension and Marketing of the Department of Agriculture, Stock and Fisheries, the activities of which are recorded in Chapter 3 (b) of Section 4 of Part VI. The increasing number of crops grown as a result of Administration encouragement is overcoming local food shortages by spreading the risk of crop failure over a greater range of species and by widening the use of storable cereals and pulses in what was formerly a root crop economy.

The Department of Agriculture, Stock and Fisheries is also promoting the development of fisheries and the introduction of animal husbandry into the farming system to ensure a larger source of protein.

Better methods of fishing are being taught and improved types of fishing gear are being supplied to the people. Experimental work in the introduction and breeding of various species of fish in ponds has continued. Pigs are being bred and distributed to the people to improve the strain of local animals, and cattle from Administration livestock stations are being supplied to farmers in the highlands areas.

When stores are within reach, imported foods such as bread, butter, fortified margarine, meat, rice, sugar, tea, milk, biscuits, soft drinks, &c., may be bought as a supplement to local foods.

In the larger centres such as Lae, Rabaul, Kavieng, Madang and Wewak, people who do not have gardens buy a large percentage of their food from local supplies at the markets. Wherever bakeries are established they are encouraged to use wholemeal flour in the manufacture of bread and non-sweetened biscuits.

A ration scale prescribed by the Native Employment Ordinance and Regulations provides for an adequate diet for workers. Except as indicated below it is compulsory for employees to be issued with this ration which allows for local foods to be used when available; alternatively, imported foods including brown rice, wheatmeal and meats are issued.

Outside areas covered by industrial agreements prescribing cash wages and in cases where officers of the Department of Native Affairs are satisfied that an employee is competent to purchase adequate food, or he has enough food from his own gardens, the employee is allowed to receive payment of cash in lieu of rations and to make his own purchases. In urban areas where employees are employed under an urban wage agreement, rations are issued in respect of the dependants of the employee only. Allowance is made in the employee's wages for the purchase of his individual foodstuffs.

Surveys have been carried out in several areas and, where it has been found necessary, advice has been given as to how nutrition can be improved.

Wherever possible attention is given to the diets of infants, children and expectant mothers and parents are encouraged to grow food crops which are suitable for infants and children. Leaflets and posters with pictures and a simple script on infant feeding have also been published and distributed, and a text-book on infant feeding and simple instructions for lectures and demonstrations have been compiled for use in girls' schools and women's clubs and in the training of infant welfare workers.

#### CHAPTER 8. NARCOTIC DRUGS.

Narcotic drugs are not manufactured or produced in the Territory or exported from the Territory. Importation is controlled by the *Dangerous Drugs Ordinance 1952-1962*. (Power to prohibit the importation of dangerous drugs also exists under the Customs Ordinance, but in practice, it is the Dangerous Drugs Ordinance that is used.) Labelling, distribution and sale are controlled under the *Poisons and Dangerous Substances Ordinance 1952-1962*. The *Medical Ordinance 1952-1960* provides for the registration of pharmacists and the *Pharmacy Ordinance 1952-1953* for the control of the practice of pharmacy.

The importation of dangerous drugs is not permitted without a licence from the Administrator. Adequate safeguards are prescribed for the receipt, storage and sale of these drugs and their use is strictly limited.

There is neither traffic in nor abuse of narcotic drugs and there are no known cases of addiction.

The following Conventions relating to narcotics have been applied to the Territory:—

International Convention relating to Dangerous Drugs, with Protocol 1925; and

International Convention for Limiting the Manufacture and Regulating the Distribution of Narcotic Drugs 1931 and Protocol of 1948.

The following quantities of opium and its derivatives and other dangerous drugs were imported during the year under review and used solely for medicinal purposes:—

	Grammes.
Morphine .. .. .	95
Cocaine .. .. .	15
Codeine .. .. .	80
Dihydrocodone .. .. .	10
Levorphanol .. .. .	2
Pethidine .. .. .	1,971
Methadone .. .. .	5

The importation of diacetylmorphine (heroin) and diphenoxylate is prohibited for all purposes.

#### CHAPTER 9. DRUGS.

The importation, distribution, storage, use and sale of drugs and pharmaceuticals are controlled by the *Poisons and Dangerous Substances Ordinance 1952-1962* and Regulations and the *Drugs Ordinance 1952* and Regulations, in addition to the ordinances referred to in the preceding chapter.

#### CHAPTER 10. ALCOHOL AND SPIRITS. *Legislation.*

The *Excise (Beer) Ordinance 1952-1960* provides for the licensing of brewers and prescribes the conditions to be observed in the brewing of beer. Provisions for the regulation of the sale, supply and disposal of fermented and spirituous liquor are contained in the *Liquor Ordinance 1955-1960*.

The sale of any kind of alcoholic liquor is subject to licence and a licensing commissioner hears and determines all applications for licences and deals with all matters concerning the renewal, transfer, removal of licences, &c. The distillation or manufacture of alcoholic liquor is forbidden except on licence or permit from the Administrator.

With one or two minor exceptions there are no indigenous alcoholic beverages in the Territory. The *Liquor (Natives) Ordinance 1953-1958* prohibits the sale and supply of intoxicating liquor to an indigenous person and the Native Administration Regulations make it an offence

to drink or be in possession of intoxicating liquor. The Poisons and Dangerous Substances Regulations (Methylated Spirits) 1958 control the sale of methylated spirits.

As a means of curtailing the sale of liquor to unauthorized persons, licensees are obliged, under the Liquor Ordinance, to keep a record of stocks of liquor and of sales.

No maximum alcoholic content is prescribed in respect of wines, beer and other fermented beverages.

For proposed changes in liquor laws see Part VII. Chapter 2.

The quantities of liquor imported into the Territory during the years 1960-61 and 1961-62 were as follows:—

	1960-61.	1961-62.
	Imperial gallons.	Imperial gallons.
Ale, beer, stout, cider, &c. . . . .	374,285	430,441
Spirits—		
Brandy . . . . .	2,880	3,835
Gin . . . . .	4,748	6,447
Whisky . . . . .	8,617	10,191
Rum (underproof) . . . . .	15,583	16,436
Rum (overproof) . . . . .	2,447	2,508
Other potable spirits (underproof) . . . . .	2,568	3,029
Other potable spirits (overproof) . . . . .	..	207
Wines—		
Sparkling . . . . .	1,262	1,733
Still . . . . .	9,827	12,529
Still (Sacramental) . . . . .	2,240	2,121
	424,457	489,477

#### Import Duties.

The following import duties are levied on alcoholic liquors:—

##### (a) Ales, beers, &c.—

- (1) 7s. 6d. per gallon.
- (2) For corresponding non-alcoholic beverages, 2s. 6d. per gallon.

##### (b) Spirits and spirituous liquors—

- (1) Spirituous liquors, n.e.i., when not exceeding the strength of proof per gallon, 81s.
- (2) Spirituous liquors, n.e.i., when exceeding the strength of proof per proof gallon, 81s.

##### (c) Wines—

- (1) Sparkling, 35s. per gallon.
- (2) Still, containing less than 27 per cent. proof spirit, 3s. per gallon.
- (3) Still, including medicated and vermouth, 6s. per gallon.
- (4) Grape, unfermented, 10 per cent. ad valorem.

(5) Other than grape, n.e.i., including Sake and Samshu—

- (a) when not exceeding the strength of proof, 39s. per gallon.
- (b) when exceeding the strength of proof, 56s. per proof gallon.

(6) For sacramental purposes—50 per cent. of the specified appropriate duty rate.

## CHAPTER 11.

### HOUSING AND TOWN AND COUNTRY PLANNING.

#### Legislation.

The legislation affecting town planning and housing is—

- (1) the *Town Boundaries Ordinance 1951-1952* under which the Administrator may declare a place in the Territory to be a town and set forth and declare the boundaries of a town;
- (2) the *Town Planning Ordinance 1952-1959* which provides for the planning and development of towns, the establishment of a Town Planning Board and the division of towns into zones for residential, commercial, industrial and other purposes; and
- (3) the *Building Ordinance 1953-1955* which provides for the establishment of Town Building Boards with authority to control the erection of buildings, prescribe safety measures and set standards for sanitary and other facilities.

#### Housing Conditions.

In the rural areas most of the people build houses of traditional design from materials available locally. There are no pressing problems and there is no housing shortage.

In the towns there has been extensive building, but building capacity has been unable to keep pace with the increase in urban population and a housing shortage remains. The problem is now being overcome, however, by an expanded building programme.

New houses are modern in design and generally suited to the climate. Building materials used are mainly timber, fibro-cement sheets, cement and galvanized iron, stabilized earth and bricks.

A total of £272,517 spread over all New Guinea districts was spent on accommodation for indigenous persons.

Housing loans to a maximum of £3,500 may be made under the *Housing Loans Ordinance 1953-1958* to any member of the community to buy, build or enlarge a home. Such loans are limited to township areas and are repayable over a maximum period of 35 years with interest of 5½ per cent.

A scheme established in 1960 under the *Housing Loans Ordinance 1953-1958* provides for the sale of dwelling houses constructed or acquired by the Commissioner for Housing; the value is not to exceed £1,500. Construction has commenced of ten low-cost houses at Lae, and a further seventeen at Rabaul. These houses are for purchase or rental.

The War Service Homes Division of the Commonwealth of Australia provides capital up to £3,500 in each case to enable ex-servicemen to erect or purchase homes. The interest rate is 3½ per cent., and loans are repayable over a period of 30 years or 45 years, depending on the nature of the materials used in construction.

The Native Employment Ordinance and allied employment legislation prescribe the minimum standards of housing for indigenous workers.

#### *Town Planning.*

During the year the zoning plans of Kavieng, New Ireland District, and Goroka, Eastern Highlands District, were reviewed and amended.

Owing to the re-location of the aerodrome, Mount Hagen in the Western Highlands was re-planned and the zoning plan was approved by the Town Planning Board.

A new town was declared at Buin, Bougainville District, and this is now being developed in accordance with subdivision and zoning plans.

#### *Training and Research.*

Both practical and theoretical training in the building and associated trades is given at the technical schools and under the provisions of the Native Apprenticeship Scheme, and indigenous artisans employed by the Administration and the missions in the construction of hospitals, schools and other buildings, receive practical training on the job. Village communities wishing to erect such buildings using local materials and labour are advised by the Administration on the most suitable method of construction and design. The operation of co-operative societies has further expanded the building activities of the indigenous people.

Experiments with building materials and techniques are being continued. The aim of these experiments is to ascertain what building materials can be manufactured cheaply from local resources, in particular by unskilled or semi-skilled operators, and to develop simple construction procedures. Materials which have proved satisfactory include bricks and blocks of various types; pise and stabilized earth have also given good results. By using these materials and simplified methods of construction in part of its own building programme, the Administration hopes to encourage others to follow suit.

A desire to improve their standards of housing is becoming evident among the indigenous people as a result of economic prosperity, and they are making more use of new building practices to replace their own.

## CHAPTER 12.

### PROSTITUTION.

There is no problem of prostitution or brothel-keeping, and, therefore, legislative or administrative measures are not necessary.

## CHAPTER 13.

### PENAL ORGANIZATION.

#### *Factors Responsible for Crime.*

Apart from sporadic tribal fighting in the areas which have not yet been brought under full Administration control there are no special factors responsible for serious crime and the incidence of such crime continues to be low.

#### *Legislation.*

The *Corrective Institutions Ordinance 1957-1959* and Regulations provide for the administration of corrective institutions and for the education of persons under detention.

#### *Administrative Organization.*

The Controller of Corrective Institutions is responsible for the management of all institutions and all detainees are deemed to be in his custody. At 30th June, 1962, there were 65 corrective institutions with a staff of 66 European male officers, 22 female and 345 male warders. (Under the Corrective Institutions Ordinance all warders must be indigenous people.)

Institutions are divided into three categories—central, district and subsidiary. The central institutions are located at Lae, Keravat (near Rabaul), Boran (near Wewak) and Goroka; the district institutions at Lorengao, Kavieng, Sohano, Madang and Mount Hagen; and subsidiary institutions at various suitable locations.

#### *Development of Institutions.*

The sites of the new central corrective institutions are in picturesque rural surroundings which provide good agricultural, forestry and animal husbandry potential and adequate playing fields.

The Rabaul Institution has been replaced on a new site by the Keravat Institution which is fully in operation although building is still in progress. Work completed consists of four detainee dormitories, kitchen-mess, sick bay, power house, two ablution blocks, female quarters, office and male cell block. Work began on the main part of the electrical reticulation system and the main water storage tank has been set up.

The Lae Institution has been re-sited and is partly in operation. Building is still in progress. In the period under review four married warders' quarters, one residence, an office, single warders' quarters and one detainee dormitory were completed and a survey for power reticulation commenced. Trusted detainees are accommodated at the new site and, together with other detainees, are receiving trade training on construction work.



Extensive agricultural work and animal husbandry are also undertaken. Trade training will continue in the future and training will be given in certain aspects of forestry. An access road has been completed and communications are maintained by telephone. Power, a reticulated water supply and a septic system will be provided and hospital facilities are readily available.

Developmental work continued at the Boram Institution and the kitchen-mess, ablution block, office and a dormitory cell block were completed while drainage, roads and the electrical reticulation were consolidated or extended. Additional equipment was installed in the plumbing shop and the carpentry-joinery shop.

The Department of Public Works, in close co-operation with the Corrective Institutions Branch, has developed a number of standard functional design for buildings, which are especially suited to corrective institution requirements, as regards both security and the high standard of accommodation and services they provide. Modifications are made to meet particular conditions applying in the coastal regions or in the highlands. Latest developments include a design for a community centre at central institutions.

Detainee labour is employed to the maximum in institution building programmes and local materials and components processed in the institutions, including bricks, tanks and other plumbing items, timber and welded metal work, are used as far as possible.

Land has been set aside in the New Ireland, Bougainville, Manus, Madang, Eastern Highlands, Western Highlands and Sepik Districts for district and subsidiary institutions.

*Staffing.*—The establishment of the Corrective Institutions Branch provides for central and district institutions to be staffed by officers of the Branch who are recruited as far as possible from within the Public Service. Trained officers have been posted to the central institutions and at the conclusion of the current training programme, additional officers will be available for posting to district institutions.

Central institutions have their own warder staff and at district institutions members of the Royal Papua and New Guinea Constabulary, who previously undertook all prison duties, are being steadily replaced with trained warders.

All officers and warders are given special training for a period of three months at the Bomana Central Institution near Port Moresby in institution management, treatment and care of detainees, training, correction and rehabilitation. Officers selected for service in New Guinea are given a further six months' training by trained and experienced senior officers in central institutions in New Guinea. As far as practicable, warders likewise receive a further six months' training at central institutions in New Guinea before being posted to other institutions in that Territory.

The initial training at Bomana gives officers and warders a uniform approach to the treatment, correction and rehabilitation of detainees under well-established condi-

tions. The further period of six months' training at central institutions in New Guinea introduces some diversity in relation to agricultural methods, building and construction projects, language and culture, and permits more individual instruction to be given to trainee officers and warders.

#### *Classification of Detainees.*

Detainees are committed to the institution nearest the place where sentence was imposed, but those serving a long-term sentence may be transferred to a central institution for more effective supervision, training and specialist medical treatment. Detainees may also be transferred before release to the institutions nearest to their homes to help them re-establish their family relationships and assist them in their rehabilitation. (Under the *Removal of Prisoners (Territories) Act 1923-1957* Europeans sentenced to imprisonment for a term of more than six months are transferred to a prison in Australia and discharged from prison there on completion of their sentence.)

On their admission to an institution, detainees are classified as follows:—

**First Class**—Detainees held under investigation, remanded in custody or awaiting trial and those who have appealed against their conviction.

**Second Class**—Persons imprisoned for contempt of court or for failing to give security for keeping the peace or good behaviour; those imprisoned for failure to comply with an order made under a law of the Territory relating to maintenance or affiliation orders; and detainees who have appealed against sentence, until such time as the appeal is determined.

**Third Class**—Detainees other than those of the first and second classes who—

- (a) have not been previously imprisoned in the Territory or elsewhere; or
- (b) in the opinion of the Controller, are likely to co-operate in and benefit by training.

**Fourth Class**—

- (a) Detainees, other than those of the first, second and third classes, who have been previously imprisoned in the Territory or elsewhere; and
- (b) Detainees who, in the opinion of the Controller of Corrective Institutions, should not be associated with detainees of any other class.

In addition, detainees in respect of whom any investigation is proceeding to determine their classification, may be placed in a fifth class.

As far as practicable detainees of one class are kept separate from those of any other class. The Controller may order the transfer of detainees from one class to another and the separation of juveniles or recidivists within a class. Separate quarters beyond the walls of the main compound of each institution are provided for the exclusive use of female detainees.

### *Conditions of Institution Labour.*

Penalties which may be imposed under the laws of the Territory include imprisonment with or without hard labour and either sentence may be passed for the whole period of imprisonment. Detainees sentenced to imprisonment with hard labour are employed on Administration undertakings as the Controller directs.

Except as specially provided in the Regulations, hours of work may not exceed eight and a half hours a day and there is no work on Saturday afternoon or on Sunday.

Detainees may be employed both inside and outside an institution and most work outside where they receive, as far as possible, practical training in agriculture, plant operation and a number of trades. Training techniques are kept at a level consistent with the economic resources of village communities. For instance, simple brickmaking machines use coral and gravel as raw materials. No artificial fertilizers are used in agriculture, reliance being placed on the use of legumes as "green manure", and rotation cropping is practised.

Detainees of the first and second classes may be required to keep the institution in a clean and sanitary condition.

Female prisoners are employed on such tasks as sewing, washing and weeding.

Payment at the rate of 8s. a month for the full period of sentences is made to detainees serving a sentence of 24 months or over to assist in their rehabilitation on release.

### *Institution Conditions.*

*Welfare.*—All detainees are medically examined on admission, transfer and discharge and are regularly seen by visiting medical officers. When adequate treatment cannot be given in an institution, sick persons are removed to a hospital for specialist treatment. Provision is also made for the treatment of psychiatric cases and for the criminal insane.

Visiting medical officers inspect institution buildings and services, examine clothing, bedding and food and may order bedding or clothes additional to those items laid down in the regulations to be issued. The number of blankets and woollen garments issued varies according to the height of the institution above sea level. Mass X-ray examinations of long term detainees, warders and their dependants are provided.

There is an average of 374 cubic feet of cell space for each detainee. Detainees are housed in either cells or wards, there being 46 cells and 97 wards for indigenous males, 7 cells and 43 wards for indigenous females, 14 cells for non-indigenous males and 2 wards for non-indigenous females, at 30th June, 1962.

Under the Ordinance, provision is made for the appointment of chaplains and for religious services.

*Visiting Justices.*—Visiting justices, appointed so that each institution in the Territory is covered, are empowered to visit at any time of the day or night; to have access to

all parts of an institution and to all detainees; to inspect all institution records, and to obtain any information required. No institution official may be present at an interview of a detainee by a visiting justice. Judges of the Supreme Court are *ex officio* visiting justices and magistrates of the Department of Law, and certain other officers of the Administration are appointed visiting justices to all institutions in the Territory.

*Discipline.*—Visiting justices try breaches of discipline and may impose a penalty of imprisonment for a term not exceeding one month in addition to the term being served by the detainee at the time of the offence. Offences aggravated by repetition or otherwise are tried by a magistrate who may impose a sentence not exceeding six months. Such sentence is cumulative with any sentence the prisoner is serving at the time. Witnesses called are sworn or affirmed in the manner usual in courts of justice.

*Remissions.*—Male detainees serving a sentence of more than three months are eligible for a remission of eight days a month while females serving a sentence of more than one month are eligible for a remission of ten days a month. Detainees serving a life sentence have their sentences reviewed at the end of twelve years from the time the life sentence was imposed. Another review is made three years later when the detainee may be released.

### *Training, Amenities and Rehabilitation.*

Training is given in technical trades such as motor maintenance, plumbing and tinsmithing, carpentry, brick-making, bricklaying, building and sawmilling, in the operation of heavy equipment and in agriculture, animal husbandry and forestry. At Lae, Keravat and Boram, detainees undertake project training in building construction and allied trades, and instruction and practical experience in brickmaking is provided at Kavieng, Namatanai, Boram, Madang and Mount Hagen. Special funds are provided to buy equipment and training materials and close liaison is maintained with the Departments of Agriculture, Stock and Fisheries, Public Works, Forests and Education. These departments examine detainees who have become proficient in various pursuits. Training records are maintained for long term detainees. Formal education is at present given only to juvenile offenders. The question of formal education for selected adult detainees is being examined.

Recreations include football, cricket, basketball, baseball and handicrafts. Detainees may buy or be given books, magazines, religious literature and additional stationery and toilet items. They may also correspond with relatives and friends at frequent intervals. Motion pictures and the supply of suitable library books for the main institutions are arranged through the Division of Extension Services.

On discharge, indigenous detainees usually return to their villages. Sustenance is provided for the journey, and land, sea or air transport is provided free if the discharged person elects to return to his village within a month of his release.

Both the Corrective Institutions Branch and the Department of Native Affairs assist in finding employment for discharged persons. The Department of Native Affairs investigates any problems discharged persons may have, arranges continued medical treatment, if this should be necessary, and provides general after-care and assistance.

#### *Juvenile Delinquency.*

The number of juvenile offenders sentenced to imprisonment in the Territory is very small. Any detainee known or believed to be under eighteen years of age is classified as a juvenile offender and is segregated from adult detainees. Special steps are taken to ensure that such segregation does not amount to solitary confinement and,

under the Corrective Institutions Regulations, arrangements are made through the Department of Education for the removal of juvenile offenders from a corrective institution to a school or other establishment for training and education.

The *Child Welfare Ordinance* 1961, which came into force on 13th April, 1962, provides for new and separate procedures for dealing with juvenile offenders. Only in exceptional circumstances will juvenile offenders come within the jurisdiction of the Controller of Corrective Institutions.

#### *General.*

Warders and detainees voluntarily gave blood to the Red Cross Blood Transfusion Service during the year.

## PART VIII.—EDUCATIONAL ADVANCEMENT.

### CHAPTER 1.

#### GENERAL EDUCATIONAL SYSTEM.

##### *Legislation.*

The education system of the Territory is governed by the *Education Ordinance* 1952-1957 and Education Regulations, the basic provision of which is that the control and direction of secular education in the Territory are the responsibility of the Administration. The *Native Apprenticeship Ordinance* 1951-1961 regulates apprenticeship training and examinations. The Education Ordinance provides for the following:—

- (1) the establishment by the Administrator of schools, pre-school centres and other educational activities;
- (2) compulsory registration, recognition, or exemption of all schools conducted by educational agencies other than the Administration;
- (3) grants to be made by the Administration to missions and other educational agencies;
- (4) the conduct of schools by native authorities subject to the approval of the Director of Education;
- (5) the declaration of compulsory attendance of children at schools in specified areas;
- (6) the determination of the language or languages to be used in schools;
- (7) the establishment of an education advisory board to advise on educational matters and consisting of the Director of Education, four members appointed by the Administrator to represent the missions and other voluntary educational agencies in the Territory, and such other members, not exceeding four, as the Administrator appoints; and

- (8) the appointment of district education committees of not more than five members, including at least one mission representative to advise the Administrator on any matter relating to education in their respective districts.

##### *General Policy.*

The broad objectives of educational policy include the following:—

- (a) the political, economic, social and educational advancement of the peoples of the Territory;
- (b) a blending of cultures; and
- (c) the voluntary acceptance of Christianity by the indigenous people in the absence of any indigenous body of religious faith founded on indigenous teaching or ritual.

To attain these objectives it is necessary to—

- (a) achieve mass literacy, i.e., to teach all indigenous children to read and write in a common language;
- (b) awaken the interest of the indigenous people in, and assist their progress towards, a higher material standard of living and a civilized mode of life;
- (c) teach the indigenous community what is necessary to enable it to cope with the political, economic and social changes that are occurring throughout the Territory;
- (d) blend the best features of indigenous culture with those of civilization so that the indigenous groups will be able to manage their own affairs and regard themselves as a people with common bonds in spite of tribal differences; and
- (e) provide within the Territory, as a means of encompassing the above, a full range of primary, secondary, tertiary, technical and adult education for both sexes and for all classes of the community.

With regard to the first task it is recognized that universal literacy in English, which it is intended will eventually become the common language of the Territory, is one of the most important single means by which the progress of the people can be promoted. Accordingly, in Administration schools, English is used as a medium of instruction from the time the child commences school. Mission schools may use the vernacular as a medium of instruction up to the end of Standard 2, but from the beginning of Standard 3 the instruction is to be in English. The Missions, however, are increasingly using English in the first years of schooling.

In some areas Melanesian Pidgin is used as a means of introducing English, but it is expected that with the development of English as the common language the need for pidgin will decline and that it will eventually disappear. More rapid progress is now beginning to be made towards the attainment of universal literacy in English, partly as a result of the recruitment of larger numbers of English-speaking teachers and partly because of the rising standards of indigenous teachers.

In addition to teaching reading and writing as a means of communication, the most urgent work of the primary schools, especially in the more primitive areas, is to reinforce the work of Administration departments and other public and private institutions in improving hygiene, combating disease, and ensuring the understanding and co-operation of the people in the establishment and maintenance of law and order, the production and wider use of better food, the improvement of housing and the elimination of social customs which retard development. There is also a need for instruction in the use of tools, materials and methods by means of which other material improvements will take place; thus the provision of manual and technical training, at all levels, is a further important objective.

A special contribution of the Department of Education is to foster a willing acceptance of such changes in the minds of each new generation.

The closest possible co-operation is maintained between the Department of Education and other departments, especially Native Affairs, Public Health, and Agriculture, Stock and Fisheries.

Through the provisions of the *Education Ordinance* 1952-1957, and by means of a field supervisory force, the Administration controls the educational activities of the missions. The Administration co-operates with and has the closest co-operation from the missions to their mutual benefit. Full details of the part played by missions, and their relationship with the Administration in the field of education, are given under the heading "Non-Government Schools".

Liaison between the Department and the Christian missions is maintained through the head-quarters staff of the Department, and also through meetings of the Educa-

tion Advisory Board and the district education committees. The first indigenous member of the Board, Mr. Boski Tom, of New Ireland, was appointed in 1960.

The principal missions have appointed liaison officers to keep in touch with the Department and with district education officers.

Subject to the approval of the Director of Education the New Guinea people may conduct schools. For this purpose each native local government council is legally an education agency and may vote a portion of its annual revenue for education purposes in the area under its control. Councils are encouraged to assume partial or full financial responsibility for schools, although the Department of Education retains full control of the institutions. As a general rule each council has an education committee, the chairman of which transmits the committee's views to the district education officer. In this way the people are increasingly participating in the educational development of their own areas.

#### *Administrative Organization.*

The Department of Education is responsible for the administration of the Education Ordinance and Regulations and is required to provide for the varying educational needs of all sections of the community.

The central offices of the department are at Port Moresby, Papua, where the Director of Education, central administrative staff and specialist officers are stationed. Within the department are four functional divisions, viz.: Primary Education, Secondary Education, Teacher Training and Technical Education, each headed by a Chief of Division responsible to the Director.

District education officers are responsible for the local administration and supervision of educational activities in the nine districts of the Territory and have considerable autonomy in adapting the syllabi to the needs of the people in the various parts of their districts. They are also given considerable freedom in the placing of staff within the district. A conference of district education officers and inspectors, together with head-quarters staff, is held in Port Moresby each year, and provides an opportunity for the discussion of all aspects of education. Both administrative and professional topics are discussed and the Director is kept in touch with his field staff and the field staff have a direct contact with head-quarters.

District education committees appointed by the Administrator under the Education Ordinance and consisting of not more than five members (one of whom must be a mission representative) have been established in the Morobe, Eastern Highlands, New Britain, New Ireland, Madang and Bougainville Districts. Suitable indigenous observers have been appointed to attend meetings of the committees and take part in the discussions.

#### *Inspection of Schools.*

Schools are inspected regularly to maintain and improve their standards; to raise the professional standards of

teachers; and in the case of mission schools to establish whether the conditions for registration and recognition exist.

There are four regional inspectors of schools, one based at Lae, one at Goroka and two at Rabaul. One inspector at Rabaul is responsible for the inspection of girls' schools. An inspector of technical schools has also been appointed, and although based in Port Moresby, Papua, he will be responsible for the inspection of all Administration and mission technical schools in both territories.

The work of the regional inspectors is supplemented by that of the district education officers, who carry out inspections of primary (T) schools within their own districts, and they in turn are assisted by area education officers, who are responsible for the in-service training of indigenous teachers and for conducting refresher courses, seminars, &c., within their own districts.

#### *Plans and Programmes.*

The immediate programme of educational development includes the following:—

- (1) continued expansion of primary school education so that all children in the Territory will learn to read and write English;
- (2) guidance and assistance to the missions to improve the efficiency of their schools up to the point where their standards are acceptable to the department;
- (3) recruitment and training of teachers, with a raising of the standard of training provided;
- (4) increases in supervisory staff;
- (5) expansion of technical education at all levels, with special emphasis on the development of higher technical education;
- (6) expansion of secondary education to meet the increasing demands of indigenous students;
- (7) stimulation of interest in education among girls and women;
- (8) provision of scholarships and cadetships to enable all qualified indigenous students to attend universities or other higher training institutions in Australia;
- (9) the early establishment in the Territory of a university college, a multi-racial full standard teachers' college and a higher technical training institution;
- (10) increased use of such media as films, radio and local newspapers; and
- (11) provision of tutorial classes and correspondence tuition for members of the Auxiliary Division of the Public Service seeking higher academic qualifications and for Administration servants seeking admission to the Auxiliary Division.

District education officers are responsible for directing and co-ordinating the work of education officers in improving the efficiency of primary schools in their respective districts. To achieve uniformity of standards in the assessment of schools and teachers the regional inspectors supervise the inspection standards and techniques of the district education officers and hold conferences with them at which these matters are discussed and adjusted. The inspectorial group concentrates primarily on raising the standards of the exempt schools, as results in the past have been sufficiently encouraging to warrant further expansion of this work.

#### *Progress.*

The number of Administration schools increased by 37 to 284, an increase of 15 per cent., and pupils attending these schools from 21,119 to 26,593, an increase of 25.9 per cent. Administration teachers increased from 776 to 886.

Progress continued during the year towards establishing universal primary education by an expanded programme of teacher training, including in-service training, and by continuous efforts on the part of inspectorial and supervisory staff to promote the efficiency of all schools, whether Administration or mission. Attention has been given to planning and organizing to recruit and accommodate increased numbers of expatriate teachers and to provide for the training of expatriates as teachers within the Territory. Only in this way is it possible to effect an early increase in the numbers of indigenous people, at the required academic level for teacher training.

In the Administration Teachers' College at Goroka, there are 81 students enrolled for the "A" Course, of whom 55 male students are from New Guinea, and 1 female and 25 male students are from Papua.

There are also 63 New Guinea students enrolled at the Port Moresby Teachers' College, Papua, 53 in Course "B" (entrance Standard IX.) and 10 in Course "C" (entrance Junior Certificate). In addition, 38 European trainees are undertaking the "E" Course at Rabaul.

Two teachers undertook a special course in diagnostic and remedial teaching at the University of Queensland in 1961-62. No scholarships were awarded for overseas studies.

The number of registered and recognized mission schools increased from 736 schools with an enrolment of 54,157 pupils, to 865 with an enrolment of 64,558 pupils. At the same time the number of exempt schools increased from 1,535 to 1,759 although enrolments decreased from 59,090 pupils to 56,650.

The number of mission teacher trainees increased from 312 (including 10 girls) at 30th June, 1961, to 421 (including 69 girls) in 1962.

Expenditure by the Administration on educational services (excluding the maintenance of buildings) rose from £1,602,933 to £2,275,914. Financial aid provided for mission schools decreased from £283,095 to £238,340, but

expenditure by missions from their own funds rose from £420,000 in 1960-61 to £596,000 in 1961-62.

The following table shows the trend in educational expenditure over the past five years:—

EXPENDITURE ON EDUCATION 1957-62.

	1957-58.	1958-59.	1959-60.	1960-61.	1961-62.
	£'000.	£'000.	£'000.	£'000.	£'000.
Department of Education—					
Departmental .. .. .	518	641	719	1,003	1,566
Grants-in-aid .. .. .	119	134	154	283	238
Total .. .. .	637	775	873	1,286	1,804
(Percentage change from previous year) .. .. .	(18%)	(22%)	(13%)	(47%)	(22%)
(Percentage of total government expenditure) .. .. .	(7.0%)	(7.6%)	(7.5%)	(9.5%)	(10.9%)
Other departments, education and training .. .. .	34	62	65	58	65
Public libraries .. .. .	9	10	12	10	6
Building construction and equipment .. .. .	85	171	145	249	400
Total Administration expenditure on education .. .. .	765	1,018	1,095	1,603	2,275
(Percentage change from previous year) .. .. .	(20%)	(33%)	(8%)	(46%)	(42%)
(Percentage of total government expenditure) .. .. .	(8.4%)	(9.9%)	(9.4%)	(12.0%)	(16.0%)
Mission expenditure from own funds .. .. .	368	433	435	420	596

In the field of adult education, there are now a considerable number of women's clubs. Libraries are maintained by the Department of Information and Extension Services to meet the needs of the indigenous people for reading material.

Many indigenous employees of the Administration and some mission teachers wish to obtain higher educational qualifications, not only to fit them for promotion, but also to enable them to obtain a better understanding of the complexities of various work processes. The Department of Education has established a special branch, known as the Pre-Entry and Auxiliary Training Branch, to meet this need. At 30th June, 1962, 1,321 students throughout New Guinea were receiving either direct day and evening class tuition or were studying by correspondence. Of these, 70 were studying at secondary levels, and 1,251 were studying at post-primary levels.

#### Non-Government Schools.

All non-governmental schools in the Territory are conducted by missions which play an important part in the education system. In particular they are responsible for most of the elementary village education. Many missionaries have spent long periods in the Territory and have a detailed knowledge of the educational needs of particular areas.

Under the Education Ordinance all non-government schools, except religious institutions engaged exclusively in training religious personnel, are required to be registered, recognized or exempted by the Director of Education. A registered school is one which complies in every way with the requirements of the Ordinance; a recognized school is one which has reached a satisfactory standard but has not yet complied fully with the requirements of

the Ordinance; schools not coming within either of these categories may be granted an exemption of such conditions and for such period of time as the Director of Education thinks appropriate. The purpose of this classification is to enable many schools at present below the level required for recognition under the ordinance to continue operations and thus to make some contribution towards the education of the indigenous population until better schools can be provided for them. Many of the exempt schools are in primitive areas. The agency in charge of an exempt school, however, is under an obligation to raise the standard of the school as soon as possible.

The Education Ordinance prescribes that schools for which registration or recognition is sought must comply with certain standards regarding the constitution of the controlling authority of the school, the management of the school, the suitability of school buildings, the number and qualifications of the teachers, the suitability of the curriculum and the quality of the teaching. This control also ensures that there is a co-ordinated approach in providing for the educational needs of an area.

The inspection of all mission schools which have applied for registration or recognition was begun in 1956-57 and has continued ever since. Mission authorities have made considerable efforts to comply with the requirements of the Education Ordinance and this has resulted in increased efficiency.

To assist the missions in their educational work the Administration applies a system of financial grants-in-aid based on the professional qualifications of teachers. In addition to the assistance provided in respect of fully qualified teachers a grant of £30 is paid for the maintenance during his training year of each indigenous

teacher-trainee who has passed the departmental entrance examination. Mission trainees sit for the same examinations as Administration trainees, and successful candidates are awarded Teachers' Certificates enabling them to qualify for registration and to teach in either Administration or mission schools. As mentioned above, 421 trainees were enrolled in mission teacher training centres in the Territory at the beginning of 1962. This figure includes 69 girls.

Non-indigenous teachers in mission schools must submit acceptable diplomas and certificates before registration is granted. In some cases proof of proficiency in English is also required. Special qualifying courses were established in previous years to assist missionaries with long experience but not formal teaching qualifications, but the final course of this nature was given at the end of 1960. All teachers must either hold suitable professional qualifications or enrol for the "E" Course training. Provision is made for numbers of teachers to be nominated by missions in each course for this latter training.

The system of educational grants-in-aid for missions operates in the case of schools which follow the Administration syllabus or other approved equivalent syllabus, and provides for the following assistance:—

- (i) £400 per annum for each registered non-indigenous teacher engaged full-time in teaching or approved educational supervisory or administrative duties and assistance on a *pro rata* basis in respect of such part-time teachers;
- (ii) £120 per annum for each indigenous teacher holding the "C" Class Teacher's Certificate;
- (iii) £100 per annum for each indigenous teacher holding the "B" Class Teacher's Certificate;
- (iv) £80 per annum for each indigenous teacher holding the "A" Class Teacher's Certificate;

- (v) £30 per annum maintenance allowance for each student undertaking the one-year teacher-training course.
- (vi) £20 for each technical student undertaking a full-time technical training course, this assistance being provided for a maximum period of three years beyond Standard 6.
- (vii) £20 per annum for each student enrolled in Standard 7, Standard 8 and Standard 9 in approved post-primary schools.
- (viii) A travelling allowance of 12s. 6d. per day for each supervisory teacher for each day spent on supervisory duties in schools away from the home school, paid only where a grant-in-aid (i) is not made.
- (ix) Provision of adequate classroom materials to permit the efficient conduct of schools regularly staffed by teachers under (i), (ii), (iii), and (iv) above.

In general, eligibility for the above grants depends on the observance in registered and recognized schools of a maximum pupil-teacher ratio of 40 pupils to one European teacher and 30 pupils to one indigenous teacher.

Educational grants-in-aid paid to missions in the financial year ended 30th June, 1962, totalled £238,340. This figure was made up of £38,944 expended on classroom materials and £199,396 in the form of cash grants, compared with £106,255 and £176,840 respectively in 1960-61.

At the 30th June, 1962, there were 2,621 mission schools of various types conducted by 34 missions with 3,441 teachers, compared with 2,271 mission schools conducted by 31 missions with 3,267 teachers at 30th June, 1961. The number of registered and recognized schools continues to show a steady increase as mission standards improve each year. The analysis of mission schools and pupils is as follows:—

Type of School.	Number of Schools.			Number of Pupils.		
	1959-60.	1960-61.	1961-62.	1959-60.	1960-61.	1961-62.
Registered and Recognized—						
Primary (A) .. .. .	10	10	10	675	692	680
Primary (T) .. .. .	548	692	808	42,182	52,409	62,091
Post-Primary and Junior High .. .. .	6	15	24	469	626	826
Other Higher Training .. .. .	19	19	23	588	430	635
	583	736	865	43,914	54,157	64,232
Exempt Schools .. .. .	2,033	1,535	1,756	71,970	59,090	56,650
	2,616	2,271	2,621	115,884	113,247	120,882

#### *Basis of Establishment of Schools.*

Primary schools fall into two main groups known as Primary (T) and Primary (A). The former follow a curriculum specially designed for indigenous pupils while the latter follows the primary school curriculum of the State of New South Wales. The two courses are

necessary because of the wide variations in the respective cultural and educational backgrounds of the students attending the two types of schools, and are designed to approximate to a common point at Standard 7, although in a number of urban schools where cultural contact is greater the point is reached at Standard 6.

After this point secondary education is available for specially selected students in Australian schools and in integrated high schools and indigenous high and junior high schools in the Territory, while a number of students continue their education in technical training centres. All courses in the Territory lead to the New South Wales Intermediate Certificate, while those who qualify continue on to the School or Higher Leaving Certificates and matriculation. Courses followed by students in Australia lead to the Junior and Senior Public Examinations of the various States.

Those not selected for high or junior high schools are at present in post-primary schools, which it is hoped to convert into junior high schools over the next two years as younger children of a higher standard emerge from the primary schools. Post-primary schools at present have courses at Standard 7 and Standard 9 levels, certificates being issued to successful candidates at both levels. These certificates qualify students for entry into certain categories of the Public Service.

There are three secondary schools—the integrated high schools at Lac and Rabaul, which are open to any academically qualified children, and the indigenous boys' boarding school at Keravat. All three now follow the New South Wales syllabus.

#### *Religious Instruction.*

Religious instruction is given in both mission and Administration schools and in mission schools is determined by the denomination of the mission concerned. In Administration schools courses of religious instruction are given by ministers of religion and authorized laymen and attendance at the courses is subject to the consent of the parents.

Regular classes based on the departmental syllabus are also given in ethics and morals.

#### *Information about the United Nations.*

The social studies syllabus provides for school children to acquire a knowledge of the United Nations and of the International Trusteeship System. Text-books containing comprehensive information on the United Nations and the Specialized Agencies are prescribed, and the book "United Nations for the Classroom" is used in the senior classes in indigenous schools. Broadcasting and newspaper facilities, both departmental and otherwise, keep the public informed about current activities in the United Nations, and special days sponsored by the United Nations are suitably recognized. The most important of these is Children's Day which is celebrated with appropriate features at every school throughout the Territory. Information material, such as film strips and pamphlets produced by the United Nations, is distributed to schools.

In April, 1962, the United Nations established an Information Centre at Port Moresby to service the Territories of Papua and New Guinea. The Administration has provided offices, transport, postal, telephonic and other facilities for the Centre.

The Department of Information and Extension Services maintains close touch with the Centre and gives practical assistance with the translation of United Nations information material into local languages.

#### *Camilla Wedgwood Memorial Lecture.*

The Camilla Wedgwood Memorial Lecture and Seminar in honour of the late Honorable Camilla Wedgwood, who made notable contributions to education in the Territory, is an annual event. A visiting educationist of international standing delivers the lecture and conducts the seminar, and officers and mission representatives are invited to attend. The inaugural lecture was delivered in 1959. In 1961, Dr. I. S. Turner, Principal of the Sydney Teachers' College and Lecturer in Comparative Education at the University of Sydney, delivered the lecture on "Some Problems of Education in Papua and New Guinea—A Comparative View". The lecture was followed by a seminar attended by representatives, both expatriate and indigenous, from the whole Territory.

#### *Compulsory Education.*

The *Education Ordinance 1952-1957* provides that attendance at schools may be declared compulsory in certain areas, but no such action has been taken yet. If the circumstances warrant it consideration will be given to the introduction of this provision in areas where full school facilities are available and where the indigenous social system is sufficiently flexible to enable it to operate without difficulty. In most places the enthusiasm of the native people is such that no compulsion is needed to ensure that children enrol. Nevertheless, in most native local government council areas, there has been developing recently a strong feeling that compulsion should be applied to ensure that all children who enrol at school do in fact attend regularly.

#### *School Fees.*

Education is free at all stages of instruction.

#### *Girls' Education.*

It has been difficult to persuade the native people to move from their traditionally conservative attitude towards the educational advancement of women and girls, but, as indigenous women fill more and more positions as teachers, nurses, shop assistants and typists and otherwise take a more prominent part in social life, prejudice is gradually breaking down and the importance of education for women is being increasingly recognized. Each year more and more girls are being enrolled in schools, while those already attending now tend to remain at school for longer than was previously the case. In the 1960-61 report the statistics showed that female enrolments in Administration schools had increased by 1,600 to 5,459 (wrongly reported in the narrative at page 137 of that report as an increase of 2,319 to 6,178). The increase has again been maintained this year with an enrolment of 7,099 indigenous females—an increase over the 1961 enrolment of 1,640 female pupils. At the same time there were 47,984 indigenous girls attending mission schools.



Both the Administration and the missions conduct post-primary girls' schools which provide courses in domestic science, sewing, mothercraft and laundrywork, in addition to general school subjects. There are four of these schools at present, with pupils up to and including Standards 7 and 9. Dregerhafen school is now a girls' junior high school for boarding pupils, and the curriculum is followed to the New South Wales Intermediate Certificate. Special primary (T) schools for girls are situated at Madang, in the Madang District, and at Brandi, in the Sepik District. There are also special schools for training female students as nurses and teachers.

The Department of Education has prepared and distributed syllabi for home economics for Standards 5-9, and for sewing up to Standard 9. Girls attending junior high schools follow the New South Wales Home Economics Syllabus, which has been adapted to allow for the particular needs of the Territory students.

Girls have won some of the scholarships for study in Australia. Eighteen indigenous girls are attending Territory high schools at present, and three of these will be sitting for the Matriculation Examination at the end of the 1962 school year. Women with the prescribed qualifications are eligible for admission to the Public Service.

#### *Scholarships and Allowances.*

The Administration assists parents to send their children to secondary schools in Australia. An allowance of £145 per annum plus annual return fare is made in respect of non-indigenous children. Through a special scholarship scheme selected mixed-race children receive, in addition, up to £200 per annum, subject to a means test.

The Administration scholarship scheme for indigenous children provides selected pupils with the full cost of education in Australian schools including board, tuition, fares, clothing, equipment and incidental expenses.

The system of scholarships and allowances was introduced in 1954 when secondary education was not provided in the Territory. The availability of secondary education in the Territory has affected the flow to Australian secondary schools having regard to the overall increase in numbers of students.

The following table shows the number of children receiving educational assistance for secondary schooling in Australia at 30th June, 1961, and 1962:—

Race.	1961.	1962.
Asian .. .. .	188	205
European .. .. .	452	458
Mixed-Race .. .. .	52	48
Indigenous .. .. .	33	31
	725	742
Boys .. .. .	417	423
Girls .. .. .	308	319
	725	742

Eleven European children are studying under privately-endowed scholarships valued at £50 per annum each.

Guidance officers of the Department of Education visit Australian schools and advise Territory students, paying special attention to indigenous students. Secondary schooling is discussed in more detail in Chapter 3 of this Part.

#### *School Buildings.*

The 1961-62 programme consisted of three sections—

- major works;
- continuation of the low-cost programme operative in previous years;
- assistance from local government councils and native peoples in the provision of classrooms and teachers' residences and the repair and replacement of existing native materials structures.

Major works included extensions to the Girls' School at Dregerhafen, primary (A) schools at Madang and Rabaul, junior high schools at Madang, Brandi and Utu and the Keravat secondary school and the commencement of a girls' school at Goroka and primary (A) school at Mount Hagen. Expenditure on these works amounted to £89,986.

Funds allocated to low-cost buildings were again used to extend classroom facilities at the primary level and to provide residential accommodation for both indigenous and non-indigenous teachers. Ninety-six permanent classrooms were constructed, also accommodation for 72 non-indigenous and nineteen indigenous teachers. In addition, a number of ancillary buildings were constructed and expenditure on this part was £259,395.

Local government councils and village groups were responsible for the construction of 38 native materials classrooms, accommodation for fifteen indigenous teachers and a number of dormitories and other ancillary buildings. Other work undertaken by village groups was the repair, maintenance and replacement of native materials and the amount of £15,000 was made available by the Administration to cover this section of the programme.

The total expenditure on the programme amounted to £364,381.

#### *Transportation of School Children.*

Children usually travel free to and from school by Administration transport or subsidized private transport. Children travelling to and from boarding schools are provided with free transport where possible.

#### *Fundamental Education.*

Details concerning fundamental education may be found in Part VII., Chapter 3, and in Part VIII., Chapter 7.

#### *Text-books and Class Materials.*

Text-books and class materials are supplied free of charge to all pupils attending schools other than primary (A) schools and the integrated high schools (where most pupils are expatriate). In the primary (A) and integrated high schools the class materials are supplied free of charge,

but pupils are now required to provide text-books, stationery, paints, &c., for their own individual use. There is a provision, however, for the free supply of school requirements in the case of financial difficulty.

A number of new text-books and other materials have been purchased from outside sources. The range of supplementary readers for pupils has been increased, and provision has been made for an increase in the number of books available to indigenous teachers to enable them to achieve a wider background knowledge in the fields of social studies, natural science, &c., the better to fit them to use the revised curricula in these subjects.

A broadcast series of oral English lessons, instituted in 1960, has proved successful and the series has been extended. During the year an additional 185 transistor radio receivers were distributed to Administration and mission primary schools.

Material on teaching, school management, social studies, history, geography, economics and the administration of the Territory has been produced for use in all schools.

#### *Libraries and Papers.*

Periodical news-sheets are produced at several centres by the Department of Education and by missions. A professional journal, *The South Pacific Journal of Education*, is produced quarterly for distribution to teachers within the Territory, and to other interested persons, and has proved of great value.

Libraries are maintained in schools, hospitals, clubs, training depots and other suitable centres. The majority of libraries contain an average of 250 books to which new titles are added regularly. All of the books are printed in the English language. In all, the libraries contain approximately 40,000 books. In addition, the Department of Education operates several library box circuits for primary schools.

Other information on library services is given in Chapter 8.

#### *Youth Organizations.*

The most important youth organizations are the Boy Scouts and the Girl Guides, both of which are operating in most parts of the Territory and are well supported by the community.

The Boy Scout Movement, now operating in all New Guinea districts, has a total of 2,397 members within the Territory. This total comprises 165 scout leaders, 855 wolf cubs, 997 scouts and 390 senior scouts and rover scouts.

Training courses for leaders were run during the year at Lac, Mount Hagen, Madang, Wewak and Rabaul. A New Guinean, Mr. Tomadu Nawa, was appointed the first full-time Field Commissioner in the Papua and New Guinea Branch of the Australian Boy Scouts' Association. Several New Guinea scout leaders attended and passed the first Wood Badge Training Course to be held in the Territory of Papua and New Guinea. The course, which was conducted at Sogeri, near Port Moresby, in Papua, was

made possible by the grant of a Baden-Powell Memorial Scholarship by the International Bureau of Scouting and by generous assistance by the Australian Boy Scouts' Association through its Executive Committee.

At 30th June, 1962, there were in Papua and the Trust Territory 83 Girl Guide companies and 101 Brownie packs, compared with 69 Girl Guide companies and 74 Brownie packs at 30th June, 1961. The total membership of the Girl Guide Movement in both Territories is now 4,217, an increase of 1,115 over the previous year's figure. In New Guinea itself, there are now 33 Girl Guide companies and 49 Brownie packs.

The full-time training course, established at Port Moresby, Papua, is currently being attended by four girls from New Guinea. This is a two-year theoretical and practical course, successful completion of which gains for the students their Territory Training Certificate. This is a new career for indigenous girls which gives them an incentive for social activity and group welfare work.

The Junior Red Cross is well supported at various centres in the Territory and circles have been established at many schools.

A committee of the Outward Bound Movement has been established in the Territory and two New Guineans—one man and one woman—have attended Outward Bound Schools in Australia.

## CHAPTER 2.

### PRIMARY EDUCATION.


#### *Structure and Organization.*

As mentioned in Chapter 1 of this part, primary schools fall into two main groups—primary (T) and primary (A)—which are distinguished by the curricula they follow. The former group follows a syllabus specially designed for indigenous pupils while the latter follows the primary school syllabus of the State of New South Wales. The two curricula approximate to a common point at Standard 7 although in certain urban schools this point is reached at Standard 6. Indigenous pupils who have a competent grasp of English and who are considered on general grounds to be capable of competing on reasonably equal terms with non-indigenous pupils may attend primary (A) schools, and 72 (41 male and 31 female) are at present doing so.


The Administration assists non-indigenous children in isolated parts of the Territory, where schooling facilities are not available, to undertake correspondence courses of instruction with the departments of education of the several Australian States, and 255 children at secondary and primary levels are being catered for in this way.

The development of the indigenous people requires differential treatment of the following groups:—


- (a) children in urbanized areas;
- (b) children in areas of frequent contact with Europeans;
- (c) children in areas of limited contact; and
- (d) children in areas of minimum contact.




Administration Primary School, Yufi-Yufa Village.



Practical class, Junior Technical School, Lae.



Student debate at Teachers' Training College, Port Moresby.



Science class, Rabaul High School.

The syllabus for primary (T) schools in the first group approximates to that of the primary (A) schools and the object is eventual integration of the two types.

In other groups, a varying degree of local adaptation is introduced based on the level of sophistication of the people and the need and opportunity for the use of English. Even in areas of minimum contact where the use of Melanesian Pidgin or the local vernacular as a medium of instruction is permitted, the teaching of oral English is insisted upon and a very simple syllabus in oral English has been prepared specifically for use in these schools.

#### *Policy.*

The basic policy in the field of primary education for the indigenous people is to provide them with an education which is closely related to their lives and which will prepare them for the changes resulting from European contact.

Emphasis is placed on literacy in English with the object of making this the universal language in the Territory. Basic technical, manual and agricultural skills are taught in relation to school environment in order to assist students to adapt themselves to changing conditions and to raise their living standards. The agricultural skills taught stress their living standards. The agricultural skills taught stress possible variety and improvement in subsistence and commercial cropping. At the same time emphasis is placed on the best elements of indigenous culture, particularly through music, art, handicrafts, dancing, social studies and sports.

#### *Curriculum.*

English is the language of instruction in all Administration schools, although in a few cases indigenous languages may be used in the lower grades as an introductory medium concurrently with the teaching of oral English, provided they are wholly replaced by English at the end of Standard 2. In some mission schools literacy in the vernacular has been an objective, but all registered and recognized schools also teach English with the object of securing sufficient fluency to enable it to be used solely in Standard 3. There has been a noticeable trend in mission schools towards teaching English at the outset by the direct method even in the preparatory grade. The syllabus provides for English to be the medium of instruction in Standard 3 and subsequent standards so that all indigenous students will be fluent in English by the end of Standard 6.

The curriculum is designed to fit an indigenous child for life in a rapidly changing society—a society in which technical innovation and social changes are going hand in hand. The core of the curriculum is training in the basic skills of communication and mathematics. Considerable attention is given to the provisions of a wide range of experience of the modern world and its social institutions. The curriculum includes gardening, nature study, manual arts, art and music. In each of these the syllabus lays stress on retaining the best of the present indigenous achievement while at the same time introducing new aspects.

In 1960 a Syllabus Revision Committee was constituted to draft a revised syllabus for primary (T) schools. In 1961 the draft revised syllabus was used in selected schools and was also forwarded to curriculum research organizations and to other interested persons both within and without the Territory. As a result of experience in schools and expert international criticism it was further revised by the committee at the end of the 1961 school year. The final draft has been prepared for printing and will be in full use in schools in 1963. Meanwhile the schools are using the duplicated version. All matters affecting courses of study in primary schools are now referred to the committee, which will act as a standing committee on curriculum matters. Retraining of teachers in the use of this syllabus is being carried out throughout the Territory at teachers' colleges and in special courses.

Primary (A) schools follow the curriculum laid down by the New South Wales Department of Education for such schools.

#### *Methods of Teaching English to Indigenous Pupils.*

In the light of recent research and experience, both in New Guinea and abroad, the Department of Education has adopted an approach which concentrates on the development of oral facility in English, the acquisition of which will enable literacy to be more readily achieved at a later stage.

The syllabus was devised and graded in terms of concept and structure difficulty on the basis of modern research. Teachers present new material in a context designed to demonstrate clearly the meaning and use of that particular sentence pattern. The children then use this in drill situations until their responses in similar life situations are confident and automatic. Ideally, an analysis of each vernacular would yield information on the difficulties vernacular speakers encounter in learning English. The Summer Institute of Linguistics now has a large field staff at work on many languages, but at present scientific information of this kind is available for only a few of the Territory's 350 languages, and teachers must make their own adjustments to the basic course set out in the syllabus according to the difficulties they find.

Methods and texts used are constantly reviewed by the Syllabus Revision Committee and professional officers of the Department of Education.

#### *Age of Pupils, Attendance and Educational Wastage.*

Non-indigenous children normally start school at the age of five years and complete their primary schooling at the age of twelve years.

Indigenous schools usually accept children at six years of age and these pupils complete their primary schooling at twelve years. Attendance at schools is good.

The fact that many indigenous children do not proceed beyond the primary school level is influenced by such factors as the diversity of standards of social advancement, the degree of contact with European influence, village customs, and the domestic circumstances of the family group.

The teacher-pupil ratio in primary (T) schools conducted by the Administration is 1 : 30. As a result of the accelerated programme for educational development there has been a significant increase in the number of Administration primary (T) schools and in the enrolment of pupils at these schools.

This increase comprises partly new enrolments and partly pupils remaining at school longer than has hitherto been the case, and it is fairly certain that, to the end of the primary grades at least, each year larger numbers of pupils will remain at school.

#### *Progress.*

Administration primary (T) schools increased by 32, with an additional 398 primary pupils attending post-primary and junior high schools. In all, the total enrolment of primary pupils increased from 18,744 in 1960-61 to 23,763 in 1961-62. One additional primary (A) school was opened during the year by the Administration, but there was no change in the number of mission primary (A) schools. The number of registered and recognized mission primary (T) schools increased from 692 to 808. The process of registration and recognition of mission schools and the methods adopted to improve the quality of schools are described in Chapter 1 of this part. The total number of pupils in mission primary schools shows an increase of 9,054, bringing the total to 62,771. At the same time, the number of pupils in exempt schools has declined from 59,090 to 56,650.

It has been the practice in Administration primary (T) schools that pupils upon completion of Standard 4 should be enrolled at continuation schools for the completion of Standards 5 and 6, as many of the teachers engaged in the former schools were unqualified to teach upper level primary classes. At the continuation schools all pupils were taught either by suitably qualified indigenous teachers or by trained European teachers. With improved training for indigenous teachers and with much larger numbers of trained European teachers in village primary schools, this practice is declining and in the succeeding years will be necessary only to a very limited degree. The majority of pupils then will complete Standard 6 in the village schools before proceeding to post-primary and secondary schools. The factors that allow for the elimination of continuation classes, especially the increased recruitment and training of European teachers, will also help to bring about a generally higher level of attainment in primary (T) schools. The number of non-indigenous teachers engaged in teaching primary (T) classes increased from 100 at 30th June, 1961, to 160 at 30th June, 1962.

#### *Community Sponsored Schools.*

Under the Education Ordinance native local government councils may be authorized to conduct schools under the control and direction of the Director of Education. Native local government councils have built numbers of

schools in the Territory, and have assumed responsibility for the maintenance of these buildings. In the financial year ended 31st December, 1961, local councils spent £21,748 on education services, and an expenditure of £29,066 is budgeted for during 1962. The councils have also assisted in the supply of school furniture and in the provision of essential services. Councils generally make a yearly grant for educational contingencies including the provision of equipment not normally supplied, the cost of special celebrations at school and the provision of transport on special occasions. In general, each council has an education committee, the chairman of which transmits the views of the committee on education to the district education officer. The Department of Education staffs and controls all council-sponsored schools.

In areas where there are no councils, village communities have also assisted in establishing and maintaining new schools. In many cases the village people build the school with local materials, to be replaced by permanent buildings at a later date. Councils and village communities also assist in providing additions to existing schools.

In some primary (T) schools, regularly constituted parents and citizens associations have been formed with the same constitution and generally the same body of rules as those drawn up for similar organizations associated with primary (A) schools. These organizations present the opinions and views of the parent body to the staff of the schools and to the Department of Education and raise funds for the purchase of items of school equipment that are not normally supplied to the school by the department. For such purchases a £1 for £1 subsidy is paid by the Administration. In other schools with less sophisticated communities the department encourages the formation of school councils which function in the same way as the parents and citizens' associations but without a formal constitution.

## CHAPTER 3.

### POST-PRIMARY AND SECONDARY SCHOOLS.

#### *Policy.*

Post-primary, secondary and higher education will be made available to all students who qualify by satisfactorily completing their primary education and who possess a good knowledge of the English language. The secondary education objective is to be achieved by using the facilities available in both the Territory and the Commonwealth of Australia.

At the beginning of the school year, a big step forward was taken in secondary education in the Territory. A number of post-primary schools offering courses leading to a Standard 9 Certificate have been converted into junior

high schools, offering courses leading to the New South Wales Intermediate Certificate. This will result in a steadily growing stream of students qualified for entrance to the Third Division of the Public Service, and for positions in business houses, industrial concerns, etc., where a secondary education is a basic qualification for employment.

As younger and better qualified students emerge from the primary schools, the junior high schools will take students through to the School Certificate, and finally become full high schools offering courses through to the Matriculation Certificate. The remaining post-primary schools will gradually be converted to junior high schools.

*Post-primary and Junior High—*

	Non-Indigenous.(a)		Indigenous.		Total.
	Male.	Female.	Male.	Female.	
In New Guinea—					
Post-primary .. .. .	13	5	755	187	960
Junior High .. .. .	..	..	506	82	588

(a) Queensland University Junior Public Examination.

*Secondary—*

	Asian.		European.		Mixed-race.		Indigenous.		Total.
	Male.	Female.	Male.	Female.	Male.	Female.	Male.	Female.	
(a) In Australia .. .. .	119	86	249	209	26	22	29	2	742
(b) In Papua .. .. .	..	..	..	..	..	..	22	..	22
(c) In New Guinea .. .. .	13	17	32	40	6	8	184	43	343
Total .. .. .	132	103	281	249	32	30	235	45	1,107

Additionally, 1,321 indigenous students are receiving tuition through the Pre-entry and Auxiliary Training Branch, 1,251 students being enrolled for the courses in post-primary subjects and 70 in secondary subjects.

*Curriculum.*

The post-primary and secondary schools do not provide vocational training, but the courses are designed to enable students to undertake subsequent courses of training which will fit them for various types of employment.

A system of vocational guidance has been established with headquarters at Port Moresby. Officers of this section visit post-primary and secondary schools to give aptitude tests and advise pupils regarding their choice of career.

Students at technical training centres follow the post-primary schools general syllabus with the addition of specialized training in the various trades.

*Attendance at Schools Beyond Primary Level.*

Attendance at these schools is good. Students reaching the entrance standard are keen to continue their education.

At 30th June, 1962, there were four Administration and five mission junior high schools.

The number of pupils in the full secondary schools for indigenous students continues to grow, and several students from New Guinea are in the pre-matriculation year at the Sogeri Secondary School, in Papua. Some indigenous students attending the integrated Rabaul High School will be sitting for the New South Wales Intermediate Certificate at the end of the present school year.

The following tables show the numbers of pupils receiving post-primary and secondary schooling at 30th June, 1962:—

CHAPTER 4.

INSTITUTIONS OF HIGHER EDUCATION.

In May, 1961, the Minister for Territories appointed a committee consisting of senior officers of the Department of Territories, the Prime Minister's Department, the Australian School of Pacific Administration and the Administration of Papua and New Guinea, to investigate the whole problem of tertiary education and higher training in the Territory of Papua and New Guinea. The Committee reported in August, 1961, and recommended that—

- (a) a central residential administrative college should be established in Port Moresby as soon as possible to cater for the training needs of the Administration and to some extent for those of private enterprise;
- (b) a university college, linked with an Australian university, should be established in Port Moresby not later than 1966;
- (c) a multi-racial, full standard teachers' college should set up in the Territory as soon as possible;

- (d) plans should be made for the provision of a higher technical training institution; and
- (e) secondary education throughout the Territory should be expanded to bring more indigenous people to university entrance standard. These recommendations were accepted as a basis for detailed planning.

The creation of the administrative college was made the first priority. A principal has been appointed and has taken up duty with the initial task of bringing the college into operation in 1963 with the assistance of an interim council from the Territory Administration, the Department of Territories, and the Australian National University.

A site in the June Valley, adjacent to Ward's Strip on the outskirts of Port Moresby, has been selected for higher educational development generally. Preliminary site investigations have been carried out by the Administration, and preliminary talks on the design of a permanent building for the administrative college to cost in the region of £500,000 have started with the Commonwealth Department of Works.

Part of the June Valley site has been reserved for a university college. The date of its foundation will depend largely on the potential size of the undergraduate body of all races, but it is hoped that its establishment will be justified in the next four or five years. In the meantime any indigenous students who matriculate will be assisted to attend Australian universities.

One New Guinea student is at present studying economics at the University of Sydney under a scholarship awarded by the Commonwealth Reserve Bank. Another is taking a diploma course at the Hawkesbury Agricultural College.

The Administration makes scholarships available annually to residents of the Territory of Papua and New Guinea who would not be eligible for expatriate conditions in the Public Service, to enable them to undertake university courses in Australia. Four scholarships were also offered in 1962 to enable sons and daughters of *bona fide* Territory residents, irrespective of race, to undertake and complete medical studies at an Australian University. In addition various non-governmental organizations and business houses have shown an interest in sponsoring scholarships.

Three students are attending assistant medical officer courses and one an assistant dental officer course at the Central Medical School, Suva, Fiji and fourteen New Guinean students are training to become assistant medical officers at the Papuan Medical College, Port Moresby.

The Papuan Medical College provides a six-year course for assistant medical officers and provision has been made in planning for the admission to the preliminary year of 75 students per year and to the pre-medical year of 50 students per year. The Government has authorized the expenditure of £361,000 this year for the provision of Stage 1 of the permanent buildings of the college. It is planned that eventually the Papuan Medical College will grow into the Faculty of Medicine of the Territory

University. At present there are three teachers' colleges in the Territory of Papua and New Guinea—two in the Trust Territory (Goroka and Rabaul) and one in Papua at Ward's Strip, adjacent to the June Valley site. The Administration is preparing proposals for a full standard multi-racial teachers' college in the Territory.

The question of providing higher technical education is being investigated, and consideration is being given to starting some higher technical education in 1963. The objective is to provide multi-level training of the type normally conducted at technical institutes and trade schools with the professional and near professional courses. In due course it may be advantageous to combine the higher technical training institution with the multi-racial teachers' college, the administrative college and the university college so that the best use may be made of facilities such as libraries, residential accommodation and sporting grounds.

## CHAPTER 5. OTHER SCHOOLS.

Pre-school play centres have been established at Rabaul, Wewak, Madang, Wau, Bulolo, Goroka, Kavieng and Lae. They are subsidized by the Administration and controlled by the Department of Public Health with the aid of voluntary workers. Additional information is given in Chapter 7 of Part VII.

There are no special schools in the Territory for physically and mentally handicapped children or for juvenile delinquents. In such cases Australian facilities are available and financial assistance is provided for physically handicapped children.

Technical education is available through the Administration and certain mission schools, and is offered at several different levels and in a variety of fields. The various levels are described hereunder.

*Community Technical Schools.*—At the village level community technical training is given, the aim of which is to make some specific improvement in living conditions by co-operation with the village people and by using local resources and materials as much as possible. Training of this type is being given at Kundiawa, in the Eastern Highlands District; Hawait River, in the Sepik District; Mora Mora, in the New Britain District; and Bau, in the Madang District.

It is interesting to note that as a result of the pressures exerted by the village peoples, there is a strong tendency for these schools to grow rapidly into junior technical schools. The first two of the above mentioned schools are in fact in the process of being converted into junior technical schools.

*Junior Technical Schools.*—The junior technical schools are designed to give training in such skills as brickmaking and laying, carpentry and building, plumbing, painting, elementary mechanics, auto-servicing and driving, and boat-building. The students are boys who have had about



five years of schooling, but who are over-age for their grades, or who are keen to take up practical work. About 50 per cent. of the school time is devoted to practical instruction, in the course of which students construct school buildings or furniture, make water tanks for schools, build small boats for the Department of Agriculture, Stocks and Fisheries, or do other similar work. The other 50 per cent. of the time is devoted to normal school subjects. The best students from these schools may enter apprenticeship at the end of the two-year course, but most boys go out as assistant tradesmen or to other positions for semi-skilled workers.

There are junior technical schools at Madang, Goroka, Kundiawa, Utu and Lorengau. In addition there are classes at present for students of this type at the main technical schools in Lae and Rabaul.

*Technical Schools.*—The Administration Technical schools established at Rabaul and Lae are equipped and staffed to undertake higher level technical training. The present minimum entry requirement is a pass at Standard 6 level, but there are increasing numbers of pupils with higher qualifications seeking admission and special classes are provided for these students. The curriculum in the first two years of the course covers English, arithmetic, social studies, general science, art, physical education, technical drawing, woodwork and metalwork. Approximately 75 per cent. of the school time is devoted to the academic subjects. At the end of the two years of training, students are eligible for placement in apprenticeship in first-class trades. Students who elect to remain at school for the third and fourth years receive trade training in the first-class trades, the main courses available being carpentry, joinery, boat-building, automotive or diesel mechanics, plumbing and welding. Much of the training is given on Administration work projects (especially school building and furnishing), and in providing assistance to native local government councils.

*Business Training.*—At present, students wishing to undertake business training are sent to the Idubada technical school, Port Moresby, where the course offered is similar to the first two years of a normal technical course, except that instruction is given in typing, business principles and practice, and elementary book-keeping in place of the technical subjects.

*Manual Arts Annexes.*—Manual arts annexes are attached to post-primary, junior high and secondary schools at Kerevat, Vunamami, Rabaul, Buin, Lorengau, Brandi, Tusbab, Goroka and Lae. Four of these annexes are under the control of indigenous teachers. At present there are sixteen indigenous teachers and instructors employed in technical training in New Guinea, and a further ten are being trained for this work.

*Technical Training by Missions.*—The Seventh Day Adventist Mission at Kambubu, New Britain District, gives instruction at junior technical level in basic woodwork, and during their training the students assist in building projects and the making of furniture. At a manual arts

annexe attached to the secondary school at Kambubu, training is given in basic woodwork and drawing, in addition to the normal subjects. The Lutheran Mission at Baitabag, and the Anul Lutheran school (both in the Madang District), also give junior technical level instruction as part of their educational programmes. The Baiyer River Mission near Mt. Hagen provides some "on-the-job" instruction in carpentry and joinery.

There is an awakening interest by the missions in technical education, and at least two more centres are expected to begin operations shortly.

## CHAPTER 6.

### TEACHERS.

#### *Non-Indigenous Teachers.*

Non-indigenous teachers for Administration schools are obtained by four means—

- (a) By recruitment of trained teachers from Australia either on permanent appointment to the Territorial Public Service or on secondment from a state department of education. Both groups before proceeding to the Territory receive an induction course at the Australian School of Pacific Administration. Twenty-one teachers were recruited in 1961-62 and posted to schools in the Trust Territory.
- (b) By the temporary appointment of local residents with the necessary qualifications. Thirty-one such teachers were employed in 1961-62.
- (c) Under a cadetship scheme whereby those who have obtained the Leaving Certificate undertake a two-year training course at the Australian School of Pacific Administration and qualify for the award of a trained teacher's certificate of the New South Wales Department of Education. Fifty cadets graduated from the school at the end of 1961, and 32 of them were posted to schools in New Guinea. At the 30th June, 1962, there were 53 first year and 56 second year cadets in training.
- (d) By a system of teacher training within the Territory instituted in November, 1960. Entrance to this course of training, which has been designated as Course "E", is by selection of single men having the minimum qualifications of the New South Wales Intermediate or Queensland Junior Certificate. The course lasts six months and is devoted to primary school teaching with the emphasis upon techniques of teaching English and infant method. For this course a new teachers' college at Rabaul was opened and is staffed with specially selected teachers from the Territory and lecturers from New South Wales teachers' colleges.

Of the intake of 60 trainees during May, 1961, 58 graduated, and of these, 39 were posted to New Guinea

schools. An additional intake of 40 trainees, seventeen of whom were mission-sponsored, commenced studies in November, 1961. They will graduate during July, 1962.

Non-indigenous teachers in mission schools are required to submit acceptable diplomas and certificates before registration is granted. The standards for such qualifications have been determined by the Director of Education.

#### *Indigenous Teachers.*

The trained teacher is expected not only to instruct his pupils in reading and writing, but also to interpret contemporary civilization and its values to his pupils in terms they can understand. At the same time he must attempt to preserve those features of indigenous culture which are socially desirable. As in other places and cultures the teacher has to be prepared to be a leader and an example to his people.

The Syllabus of Teacher Training provides three different courses: Course "A", Course "B" and Course "C". The entrance qualification for Course "A" which is one of a year's duration is Standard 6 for mission students and Standard 7 for Administration students. Course "B" has been increased to two years' duration for Administration students and requires an entrance qualification of Standard 9 for all applicants. For Course "C", which is of two years' duration, it is the aim to make the New South Wales Intermediate Certificate the qualification for entrance, but for the time being a pass in English, at the higher level, plus passes in three other subjects, or a pass in English at a lower level, plus four other subjects, is accepted as a Junior Certificate pass for this purpose. Students lacking the full Junior Certificate qualification are expected to complete the Certificate by

correspondence while undergoing Course "C" training. Both "A" and "B" courses are aimed at securing efficient teachers for infant and lower primary levels and "C" course advances this training to cover primary methods up to Standard 6.

Training for indigenous teachers is conducted by the Department of Education at two centres in Papua and New Guinea and by various missions at seventeen centres in the Territory.

In 1961, the system of teacher training within the Department of Education was rationalized and the various teacher training centres were closed. Two teachers' colleges were established, one at Rabaul and the other at Goroka, the former catering exclusively for the "E" course and the latter for the "A" course trainees. At Goroka, trainees from Papua are also admitted. At the teachers' college in Port Moresby, Papuan and New Guinean students are also trained through the "B" and "C" courses.

At 30th June, 1962, 421 students, including 61 girls, were in training at mission teacher training centres. The standard of mission centres is satisfactory and the reports by inspecting officers of the Department of Education show that the methods of supervising teaching practice are particularly sound.

The mission centres concentrate almost exclusively on a one-year training through the "A" and "B" courses, although in 1964 all "B" course training will be extended to two years for mission students.

The number of New Guinea teacher-trainees undertaking Courses "A", "B" and "C" at 30th June, 1962, is shown in the following table:—

—	Course "A".		Course "B"				Course "C".				Total.	
			1st Year.		2nd Year.		1st Year.		2nd Year.			
	Male.	Female.	Male.	Female.	Male.	Female.	Male.	Female.	Male.	Female.	Male.	Female.
Administration(a)	55	..	27	2	24	..	10	..	..	..	116	2
Missions	323	53	28	8	..	..	9	..	..	..	360	61
	378	53	55	10	24	..	19	..	..	..	476	63

(a) (i) Includes 63 students in training in Papua (53 in Course "B" and 10 in Course "C"). (ii) Does not include 1 female and 25 male Papuan students in training in New Guinea.

The following trainees were granted certificates at the end of 1961:—

—	Course "A".	Course "B".	Course "C".
Administration	48	..	10
Mission	175	25	..
	223	25	10

In addition to these trainees, 39 Administration (32 "A" Course and seven "B" Course) and 28 mission (all "A" Course) trainees were granted certificates after successfully completing supplementary examinations.

#### *In Service Training.*

The greatly increased emphasis on in-service training for both Administration and mission teachers has resulted in

the establishment of a re-training section of the Department. There are two types of courses being held on a district, regional and institutional basis—

- (a) Those to introduce new developments and techniques and to remedy weaknesses noted in the school;
- (b) Those to provide teachers with the professional pre-requisites for promotion. Approval has been given for Third Division officers to advance to the Second Division by examination. Preparatory studies are now being undertaken by 55 teachers.

As an additional means of raising the general efficiency of schools, area education officers and other staff supervising the work of indigenous teachers are being more closely associated with the institutions responsible for the initial training of teachers.

Correspondence courses are available for teachers, and the Department maintains a specialized library under the control of a trained librarian for the benefit of professional officers.

#### *Educational Tours in Australia by Indigenous Teachers.*

The Department of Education organizes visits to Australia for groups of senior teachers as part of their training. Eight groups of teachers have so far toured either Queensland or New South Wales and the Australian Capital Territory. On such tours, arrangements are made with local organizations for visits to be made to farms, factories, the cities, national development programmes and places of cultural, educational and sporting interest. These tours contribute to mutual understanding and afford the teachers an opportunity to study at first hand a highly developed modern industrial society. The knowledge and experience gained is widely disseminated by discussions and pictures during refresher courses and seminars.

#### *Salaries.*

Salaries and allowances for education officers are detailed in Appendix II. Salary rates for Asian and mixed-race teachers who are not fully qualified vary from £651 to £827 (female) and £722 to £866 (male) with increments of £36 per annum. Asian and mixed-race teachers with full qualifications are paid the full salaries of education officers.

Auxiliary Division teachers are paid at rates, varying with qualifications and experience, between £200 and £740.

Non-indigenous teachers graduating from the "E" course are classified as Teachers Grade I., and are paid within the salary range £858-£1,518 as officers of the Third Division of the Public Service.

Indigenous teachers who have graduated from the "C" course with the Junior Certificate are classified as Assistant Education Officers, and are paid within the range £324 at age 17, to £951. (The 1960-61 report incorrectly grouped these teachers with non-indigenous teachers graduating from Course "E".)

Assistants (Teaching) employed in the urban areas of Rabaul, Lae, Madang and Port Moresby are being paid under the Urban Wage Agreement. Those at Rabaul, Lae and Port Moresby have the following wage rates:—

#### Trainee Assistant (Teaching)—

First year .. ..	£156
Second .. ..	£165 2s.

#### Assistant (Teaching)—

Grade I. .. ..	£230 2s. to £308 2s.
Grade II. .. ..	£327 12s. to £353 12s.
Grade III. .. ..	£379 12s. to £405 12s.

The urban wage rates for Madang are as follows:—

#### Trainee Assistant (Teaching)—

First year .. ..	£143
Second year .. ..	£152 2s.

#### Assistant (Teaching)—

Grade I. .. ..	£217 12s. to £295 2s.
Grade II. .. ..	£314 12s. to £340 12s.
Grade III. .. ..	£366 12s. to £392 12s.

## CHAPTER 7.

### ADULT AND COMMUNITY EDUCATION.

#### *Extent of Illiteracy.*

No accurate figures are available to show the extent of illiteracy among the indigenous people. It is not known how many during the course of years have had the benefit of some primary school education, particularly at village schools conducted by missions, and have acquired an ability to write and to read simple literature in a vernacular language. If the ability to comprehend a letter or a newspaper concerned with local affairs, written in very simple terms and in a familiar language, is accepted as a criterion of literacy, it is probably true to say that in areas under Administration control there are many indigenous persons who are literate in this sense and that in all areas the percentage of illiteracy is decreasing.

#### *Adult Education.*

Most of the field departments of the Administration undertake adult and community education activities of various kinds—in some cases in the form of vocational training courses, which have been described in the appropriate chapters of this report, and in others in the form of informal extension work.

A series of courses catering for selected married couples from local government areas was sponsored in 1961 by the Department of Native Affairs as the forerunner of an expanded programme of community education. Low level training centres were planned for all districts and are now established at Wewak, Maprik, Madang, Hutjena, Kieta and Kavieng.

Use has been made of boarding schools during holiday periods for additional courses. The course curriculum is designed to give instruction in home-crafts, health and

hygiene, local government, agriculture and simple technical skills, including house construction and welding. Courses have been held at Mt. Hagen, Kieta, Rabaul (Vanadadir), Kavieng, Finschhafen (Dregerhafen), Wewak, Madang and Hutjena. A total of 150 married couples have attended these courses.

The main departments concerned with informal extension work are Native Affairs, Public Health, and Agriculture, Stock and Fisheries. In their programmes for introducing new food crops and improvements in diet, teaching hygiene and sanitation and the prevention, treatment and control of disease (whether among human beings, animals or crops), promoting cash cropping and improved production methods to provide a source of money income—in fact in the whole complex task of raising the living standards of the people—the work of these departments is largely complementary, each in some degree reinforcing the activities of the others.

Women's clubs, sponsored by the Department of Native Affairs, contribute substantially to the education of women and girls. Teachers' wives who have received training in the management of women's groups are actively assisting in the establishment of these clubs, the number of which increased during the year from 100 to 122. The aims of the clubs are to raise village living standards through instruction in hygiene, nutrition, cookery, sewing, home nursing and infant and maternal welfare; to provide leisure time activities through new and old crafts, sports and social activities; and to help women improve their social status and provide them with a formal channel for the expression of opinions. Further information on women's clubs is given in Chapter 3 of Part VII.

#### *Broadcast Programmes, Publications and Films.*

In addition to schools and other organized developmental programmes, the Administration uses radio broadcasts, publications and film services as part of the process of raising the general educational level of the indigenous people.

The main broadcasting service is operated by the Australian Broadcasting Commission, transmitting on one medium wave and two short wave bands from Port Moresby.

In recognition of the increasing number of radio receivers being purchased by indigenous listeners and in continuation of the policy of programme integration, the Commission is increasing the amount of material of special interest to the indigenous people. Thus daily, at the peak listening periods of the evenings, there are half-hour programmes for the indigenous people. These programmes include:

*Music of Many Lands* (introducing listeners to people of other lands through their music);

*Jamboree* (produced twice weekly, presenting news reports and interviews on matters of particular interest to the indigenous people on a wide range of subjects);

*Saturday Digest* (being interviews with Papuans and New Guineans in the news);

*Listeners' Choice* (a programme of popular music played on request); and

*Music for Villages* (a musical programme with explanatory narrations about the various items).

All material is broadcast in two languages in addition to English, while other vernacular languages are used in daily women's sessions. The daily programme on week days includes two 5-minute news sessions in each of three languages and a 12-minute session of news and information for women. In addition, two 15-minute sessions on sport are broadcast each week for the indigenous people.

Previously material was submitted for broadcasting mainly by the Administration, but during the year the Australian Broadcasting Commission took over greater responsibility for the preparation of material for these special programmes. It has increased its indigenous staff and now employs two indigenous cadet journalists and one record library assistant.

A new broadcasting station VL9BR which is operated by the Administration, was opened at Rabaul during the year, and, making use of telecommunications equipment, it transmits for three hours nightly on 4840 kilocycles in the short wave metre band, after the close of normal communications business. Programmes are in English, Melanesian-Pidgin and Tolai, the language of the local people.

It is estimated that between October, 1961, when the station began operations, and the end of June, 1962, the number of receivers owned by indigenous people in the rural areas of the Gazelle Peninsula increased five-fold to some 650 sets. Although the programme is broadcast principally to the Tolai people, it is heard in many other parts of the Territory.

A good deal of the programme time is used for extension work in the fields of agriculture, health, and local government.

The Rabaul station has the services of an advisory committee consisting mainly of indigenous representatives, and is staffed mainly by indigenous people. It has the co-operation of the Australian Broadcasting Commission, which permits the re-broadcasting of news and other information sessions in English.

The Australian Broadcasting Commission will bring a new radio broadcasting station into operation at Rabaul before the end of 1962. The station will be known as 9RB, transmitting on 810 kilocycles in the medium wave band with high level reception designed for receivers within a 50-mile radius of Rabaul.

The Administration has distributed many radio receivers, and listening centres have been established at many government stations. Local government councils, co-operatives and clubs also provide radio receivers for communal listening. The Administration subsidizes the purchase of receivers for community listening centres set up by local government councils.

A number of educational news-sheets, which disseminate news of developments of local and overseas significance, are published by the Administration departments, missions and local government councils and are widely read. A list of such publications is contained in Chapter 2 of Part VII.

During the year the Division of Extension Services installed equipment and began printing by offset. It has relied mainly on indigenous staff trained at the Literature Production Training Centre organized by the South Pacific Commission at Honiara in the British Solomon Islands Protectorate. A considerable amount of pictorial and other printed material has been published during the year. The plant is used to produce copies of the fortnightly newspaper *Our News/Nius Bilong Yumi/Iseda Sivarai*, which is published in three languages. Other publications include: *Manual for Agricultural Extension Officers*; posters for industrial safety; posters for women's clubs; film catalogues; hand books for welfare workers, booklets for agriculture extension; linguistic studies; vernacular language courses; news letters for welfare workers, agricultural extension work officers, etc.

The South Pacific Commission's Literature Bureau has arranged the publication of a number of booklets for various departments of the Administration, but with the establishment of its own means of offset printing the Administration is now able to publish more of the material needed for extension purposes.

A 16-mm. film service operates at main centres and out stations. Mobile generating sets have been bought to make regular screenings possible in places where electric power supplies are not normally available. Indigenous audiences show interest not only in films depicting developments in overseas countries where conditions are comparable with those in this Territory, but also in films showing scenes from Territory life. Film programmes are prepared and supplied to Administration departments and non-government organizations.

The Administration's central 16-mm. film library has been increased by some 50 titles. Films are supplied regularly for some 95 projectors, many owned by missions and other non-governmental organizations. In addition there is a good deal of borrowing from Australian film libraries.

During the year two film vans were imported and are now in use in the Sepik and Central Highlands Districts. Nine more 16-mm. projectors were put into use by the Administration, most in conjunction with local government councils which provide the generating sets.

Some of the films completed during the year dealt with careers in the Department of Posts and Telegraphs, careers in the Department of Agriculture, and coffee growing.

## CHAPTER 8.

### CULTURE AND RESEARCH.

Details of research in basic services and in economic and social fields are given in appropriate chapters of this report. The establishment of the Department of Native Affairs provides for two anthropologists.

During the year there was effective co-operation with the following research workers:—

Professor R. F. Salisbury (University of California)—social anthropology and economics of the Tolai and Siane.

Dr. M. Meggitt (University of Sydney)—social anthropology at Wabag.

Dr. and Mrs. L. B. Glick (University of Pennsylvania)—social anthropology at Lufa.

Mr. Lewis Langness (University of Washington)—social anthropology, Kainantu Sub-District.

Mr. Brian du Toit (University of Oregon)—Kainantu Sub-District.

Mr. and Mrs. R. Glasse (University of Adelaide)—Kainantu Sub-District.

Miss Nancy Bowers (Columbia University, New York)—Mount Hagen Sub-District.

Mr. and Mrs. E. A. Cook—Jimi River Western Highlands District.

Dr. Ann Chowning (Columbia University, New York)—West Nakanai, New Britain.

Recently published works by research workers in the Territory are listed below—

Barnes, J. A.—African Models in the New Guinea Highlands (*Man*: Vol. LXII, January, 1962).

Brown, P.—Non-Agnates among the Patrilineal Chimbu (*Journal of the Polynesian Society*: Vol. 71; No. 1).

Bulmer, R. and S.—Figurines and Other Stones of Power among the Kyaka of Central New Guinea (*Journal of the Polynesian Society*; Vol. 71; No. 1).

Bulmer, R.—Chimbu Plume Traders (*Australian Natural History*; March, 1962).

Epstein, A. L. and T. S.—A note on the Population of Two Tolai Settlements (*Journal of the Polynesian Society*; Vol. 71; No. 1).

Goodenough, W. H.—Kindred and Hamlet in Lakalai, New Britain (*Ethnology*; Vol. 1; No. 1).

Meggitt, K. J.—Growth and Decline of Agnatic Descent Groups Among the Mae Enga of the New Guinea Highlands (*Ethnology*; Vol. 1; No. 2).

Swindler, D. R.—A Racial Study of the West Nakanai (*Philadelphia; University of Pennsylvania Museum*).

Wurm, S. A. and Laycock, D. C.—The Question of Language and Dialect in New Guinea (*Oceania*; Vol. XXXII; No. 2).

*Indigenous Arts and Cultures.*

The curricula of schools emphasize the retention and promotion of the worthy elements of indigenous art. The most striking of the art of the indigenous people is associated with religious, magical and clan symbolism, but nevertheless a great deal of it concerns everyday existence. The making and decorating of water and cooking pots has become a specialized occupation in some areas. Similarly the making and geometric patterning of baskets is a highly skilled art in the Bougainville area. The making of decorative wall matting for houses and sleeping and floor mats has reached a high level of development in many parts of New Guinea. Wood carving is widely practised. Fine examples of mask and shield carving as well as the highly decorative tambaran houses can be found in the Sepik area.

In the highlands areas much of the art is directed towards the making of ceremonial dress, especially head dress, in which the plumes of the bird of paradise are widely used. A wide range of ceremonial dances, music, legends and folklore has been faithfully handed on from each generation to the next. In recent years many of these have been recorded.

For many years choral festivals have been held annually in some areas, the most important being that held in the Tolai area. Church, village and school groups compete in these festivals and have helped to preserve the best in indigenous music and song.

In the field of painting, indigenous art has been encouraged greatly in recent years by the introduction of the Cariappa Art Competition in 1955. This competition is conducted annually in Administration schools and the Cariappa Shield, presented by His Excellency, General K. M. Cariappa, a former High Commissioner in Australia for India, is awarded to the school presenting the best art work.

The introduction of manual arts which make use of local materials is an attempt to ally the innate artistic ability of the indigenous population with Western techniques.

*Antiquities.*

The *Antiquities Ordinance* 1953-62 provides for the protection of New Guinea antiquities, relics, curios and articles of ethnological and anthropological interest or scientific value.

Under this ordinance no person may remove from the Territory any New Guinea antiquities without first offering them for sale at a reasonable price to the Administration. The Ordinance also provides for the protection of rock carvings or paintings, pottery deposits, old ceremonial or initiation grounds, or any other ancient remains. The discovery or reputed existence of any such objects or places must be reported to the nearest district officer, and they may not be exposed or otherwise interfered with, without written permission from the Administrator or his delegates.

*Museums, Parks, &c.*

A public museum serving the interests of Papua and New Guinea has been established in Port Moresby with a collection of artifacts representative of both Territories.

The development of parks and gardens in all townships is actively sponsored by the Administration, and deserving of special mention are the botanical gardens at Lae which contain a fine collection of plants.

No special steps have been taken to preserve the flora of the Territory, but under the *Forestry Ordinance* 1936-1951 any trees or species or classes of trees can be declared to be reserved.

The preservation of fauna is provided for by the *Birds and Animals Protection Ordinance* 1922-1947 under which it is unlawful for any person to capture, destroy, buy, sell, deal in, export or remove from the Territory any fauna except under prescribed conditions.

*Languages.*

As explained in Part I of this report the linguistic pattern of the Territory is extremely varied. There are approximately 350 languages, many of which, however, are inter-related; about fifteen are used for educational purposes. Most of these languages have only a limited vocabulary and as media of education have little practical value. Even those that have been reduced to writing are largely lacking in words essential to modern technology, though they are quite rich in folklore and traditional tales. Their conversion to educational purposes is limited to simple grammars and readers.

English has been adopted by the Administration as the universal medium of education and communication, assisted in more remote areas by the use of Melanesian Pidgin. Administration schools do not teach reading and writing in the vernacular language as a rule, though they are sometimes used for explanatory purposes in the early stages of teaching English.

The Administration does not publish school books in the vernacular or in pidgin. An official orthography of Melanesian Pidgin has been issued by the Department of Education to promote uniformity of spelling among users of the language. *The Grammar and Dictionary of Neo-Melanesian* by Rev. Father Mihalic, S.V.D., is regarded as the standard work of this *lingua franca*.

Most mission schools teach literacy in a vernacular language, or in Melanesian Pidgin, before beginning the study of reading and writing in English. This procedure is approved by the Department of Education, subject to two conditions—

- (a) that simple oral English be taught concurrently with literacy in the vernacular or pidgin;
- (b) that the vernacular used should be the children's own mother tongue and not an indigenous language foreign to the locality.

To assist mission schools to achieve the first of these conditions the departmental primary "T" syllabus in English is used.

The Summer Institute of Linguistics has carried out investigations of the language patterns in areas designated by the Administration and has also conducted a short course for Administration officers in the technique of learning indigenous languages.

#### *Supply of Literature.*

The library services referred to in Chapter 1 of this part, together with the various news sheets and other reading material published by the Administration and the missions, provide the main source of literature for the population. There is a steady increase in the purchase of books by indigenous readers, both through bookshops and the mission bookstalls (selling mainly religious literature), and the retailing trade has moved to meet this demand.

In April, 1962, a new department, the Department of Information and Extension Services, incorporating the Division of Extension Services, the Public Relations Section of the Department of the Administrator and the Public Library, was established. It will expand the services provided by those organizations and in particular, develop a local news agency to serve the increasing number of broadcasting stations and newspapers and to encourage the production of more of the latter. Attention will be given also to stimulating the training of journalists and other workers in the mass communications field. The

Department employs artists and illustrators and there has been a considerable increase in the production of posters and wall charts, as well as preparation of illustrations for the Department's publications.

An extensive library of recordings of historical and cultural interest, including indigenous ceremonies, music and legends is also maintained by this Department.

The Department provides a news agency service for press and radio in the Territory which is used by the Territory's broadcasting stations and newspapers.

#### *Public Libraries.*

In addition to the facilities referred to in the previous paragraph, public libraries are established at Rabaul, Lae, Madang, Wau, Wewak, Goroka and Bulolo. These libraries, which have a total stock of 34,800 books, and 7,400 registered readers, operate a lending service to country readers.

#### *Theatres and Cinemas.*

There are no legitimate theatres in the Territory, but amateur dramatic societies frequently stage performances.

Commercial cinemas operating in the Territory are attended by all sections of the public.

The Administration film service is described in Chapter 7. Privately owned projectors are used by missions, company organizations, local government councils and individuals for the education and entertainment of all sections of the local population. It is estimated that there are 250 16-mm. cinema units operating in the Territory.

### PART IX.—PUBLICATIONS.

Copies of all laws affecting the Territory have been transmitted to the Secretary-General of the United Nations.

The National Library of Australia, Canberra, publishes *Australian National Bibliography* and *Australian Public Affairs Information Service*, both issued monthly and cumulated annually; *Australian Government Publications* and *Australian Books: a Select List*, both annual publications, *Australian Bibliography* and *Bibliographical Services*; and *Australian Films—A Catalogue of Scientific, Educational and Cultural Films 1940-1959* with annual supplements. The Library also issues subject bibliographies from time to time.

These publications are forwarded regularly to the United Nations Library in New York and copies are sent on request to other libraries sponsored by the United Nations. The bibliographical publications which have been transmitted to the United Nations include a record of material received in the National Library under legal deposit provisions and include publications concerning the Territory.

Six 35-mm. documentary films, two of them in colour, dealing with major aspects of Territory development have been made and five of these have been widely distributed both for theatre and television screenings.

### PART X.—RESOLUTIONS AND RECOMMENDATIONS OF THE GENERAL ASSEMBLY AND THE TRUSTEESHIP COUNCIL.

The conclusions and recommendations of the Trusteeship Council arising out of the examination of the Annual Report for 1960-61 have been noted and considered by the Administering Authority and the following information is furnished thereon:—

#### I.—POLITICAL ADVANCEMENT.

##### REPRESENTATIVE PARLIAMENT.

*The Council endorses the views of the 1962 Visiting Mission that the time has now come to create a truly*

*representative Parliament in Papua and New Guinea, that it is possible to proceed more rapidly in the political field than was contemplated when the new Legislative Council was inaugurated last year, that the people have leaders well competent to speak for them and to represent them in a thoroughly responsible way in a central Parliament, that the establishment of such a body would do more than anything else to speed the development in the Territory of a national sentiment and a sense of political unity.*

*It further approves the views of the Mission that the establishment of the Legislative Council with elected representatives and the Administering Authority's intention of establishing a common electoral roll, together with the experience gained in the local government councils, now make it possible to plan for a Parliament of Papua and New Guinea of about a hundred members elected on the basis of direct elections and by adult suffrage under a system of single member constituencies, and that all preparations for elections on this basis should be put in hand immediately and completed not later than the end of 1963.*

*The Council recommends that the Administering Authority give serious consideration to the Mission's recommendation that preparations be made for the election of a representative Parliament of Papua and New Guinea and that the target for achieving this should be set no later than 31 December 1963.*

In keeping with its policy of progressive reform which has been promised to the people of Papua and New Guinea the Administering Authority in September, 1961, foreshadowed changes in the constitution of the Legislative Council.

As a result a Select Committee of the Legislative Council was appointed in March, 1962, to inquire into and report upon the political development of the Territory. The Select Committee sought the views of a wide cross-section of the people.

In conformity with these views the committee drew up proposals which, inter alia, recommended an increase in membership of the Legislative Council from 37 members to 64, of whom 54 members would be elected by universal suffrage of all persons over 18 years of age from a common roll representing single member constituencies; ten of these 54 seats would, as an interim measure, be reserved for non-indigenous members. These proposals were accepted by the Legislative Council and the Australian Government and legislative provision is being made to bring them into effect early in 1964.

#### TOWN ADVISORY COUNCILS.

*The Council, noting the view of the 1962 Visiting Mission that the present system of town advisory councils had served its purpose and that the main towns of the Territory were now developing rapidly and that there were many residents in them well capable of playing a full part in elected municipal councils, commends to the Administering Authority the Mission's conclusion that there would be every advantage in proceeding to establish a system of representative municipal government on standard lines.*

An inter-departmental committee of the Administration has been set up to investigate the need for municipal government in the Territory. Because of the bearing on this question of proposed legislation relating to local government generally, which will provide for multi-racial councils and the establishment of councils in urban situations, the committee, after giving some preliminary

consideration to the problem, has gone into recess until the drafting of the new legislation has been completed. The committee will then consider how the demand for municipal government might best be assessed and the form which it might take having regard to the wishes of the people themselves.

#### LOCAL GOVERNMENT COUNCILS.

*The Council endorses the views of the 1962 Visiting Mission that the progress and sound preparation made in the field of local government justified further advances along these lines. It suggests a further development of the policy whereby local government councils which have shown themselves capable of managing their own limited finances are now given subventions from public funds to assist them to increase and extend their activities, and to undertake, on an agency basis, some functions now performed by the Administration. It agrees that they should be given fuller powers similar to those of local government authorities elsewhere both in regard to functions and finance; that pending the time when a regular rating system could be introduced under which all land-owners would contribute to local council revenues on the basis of land ownership, there is much to be said for a system whereby estates would contribute to local councils' revenue.*

In accordance with its policy that the extension of the system of local government councils is the best foundation for the political advancement of the indigenous people the Administering Authority has been reviewing the functions of these councils with a view to establishing a system of local government councils, which will be non-racial in concept, to carry out an increased number of functions in local matters. The necessary legislation is now being drafted.

#### PUBLIC SERVICE: TRAINING AND APPOINTMENT OF INDIGENOUS PERSONS FOR POSITIONS OF RESPONSIBILITY.

*The Council endorses the 1962 Visiting Mission's recommendation that a review and revision of the future programme of recruitment and training should be made and that in it priority should be given to the following three things: the number of senior posts should be kept to a minimum, avoiding departmental duplication and ensuring that the Service does not become top heavy; the Administering Authority should press on by every possible means with its education programme and a system of deliberate training to prepare New Guineans for the higher posts in the Service; and it should explore every possibility for finding more doctors and teachers on a temporary as well as a permanent basis.*

*It endorses the Mission's suggestions concerning these points: that a Public Service Commission with New Guinea representation should be appointed to undertake the main duties now carried out by the Public Service Commissioner; that further measures should be taken to recruit expatriate personnel similar to the cadetship system; and that greater use might be made of the specialized agencies of the United Nations in the search for staff, particularly doctors and teachers.*



*The programme of recruitment and training is under constant review and it remains the policy of the Administering Authority to appoint indigenous officers to posts at all levels of the Public Service as soon as they are qualified and experienced.*

The training of New Guineans for higher posts is dependent basically upon the progress of higher education. Apart from encouragement in this field positive measures are being taken as regards in-service training; for example the establishment of a central residential administrative staff college and the creation of positions of administrative assistant-in-training. It is expected that the number of cadetships for indigenous officers at Australian universities and later at the proposed university college in the Territory will increase significantly as these officers become qualified for admission to universities. The cadetships will cover the same fields as apply at present to expatriate officers, e.g., medicine, engineering, architecture, agriculture, forestry, teaching.

The number of senior posts in the Public Service is kept to a minimum consistent with good management practices and efficiency. Methods surveys and reviews endeavour to ensure that there is no duplication or "top heaviness" in administration.

The recruitment of teachers and doctors receives greater priority than perhaps that of any other categories of staff. Arrangements exist with all of the Australian State Departments of Education to obtain teachers on secondment for varying periods and the States have been generous in releasing teachers to accept appointments in Papua and New Guinea. Cadetships in education are continuing and planning is going ahead for the establishment of a multi-racial teachers' college in Port Moresby. The recruitment of doctors generally meets the targets laid down and applications have been invited from overseas for permanent and fixed term engagements.

The administering authority recognizes the need to consider at the appropriate time the establishment of a Public Service Commission. A very important consideration in such a matter, however, is the availability of indigenous officers with the necessary qualifications, experience and general acceptability for appointment to such a commission.

Plans are now being developed for the transition of the Public Service from a predominantly expatriate one to a predominantly indigenous one. It is intended that the reconstructed service will comprise a territorial service proper, organized on the basis of local conditions and local rates of pay, and an auxiliary service staffed wholly by expatriate officers. The future recruitment of expatriate officers will be governed mainly by the availability of suitable qualified indigenous officers to perform the tasks required. In cases where no suitable qualified indigenous candidates are likely to be available for many years to come the permanent appointment of expatriate officers will continue, including those recruited under the cadetship system.

## II. ECONOMIC ADVANCEMENT.

### GENERAL.

*The Council, endorsing the view of the 1962 Visiting Mission that the time has now come to institute a full review of the economic problems now existing in the Territory and the programme now going forward, notes that the Administering Authority has already been in touch with the International Bank for Reconstruction and Development and welcomes the Administering Authority's acceptance of the Mission's proposal that the Bank should be invited to carry out a full economic survey. This should be directed to the preparation and execution of a full and concerted development plan for the Territory, and the target for the completion of this survey leading to the approval of a development plan should be set no later than 31 December, 1963.*

By arrangement with the International Bank for Reconstruction and Development the Administering Authority has initiated a comprehensive economic survey of the Territory of Papua and New Guinea.

A Mission organized by the Bank is expected to begin the survey in mid-1963 and has been asked to make recommendations with a view to assisting the Administering Authority in planning a development programme designed to expand and stimulate the economy.

Among its more important tasks the Mission will be asked to assess the resources of the Territory and the factors affecting economic growth; to assess as far as practicable the amount of capital likely to be available to the Territory over approximately the next five years from internal and other sources; to examine the effect of current policies and measures on the development of the economy and to make such recommendations as the Mission considers necessary or desirable to secure the most effective rate and pattern of development in both the public and private sectors; and to recommend in broad outline the allocation of resources likely to be available for investment in the various sectors of the economy.

### LAND.

*The Council commends to the attention of the Administering Authority the suggestion of the 1962 Visiting Mission that it should aim at introducing throughout the Territory a single system of landholding providing for secure individual registered titles.*

The Minister for Territories announced in April, 1960, that the policy was to introduce a single system of land holding throughout the Territory providing for secure individual registered titles.

Most of the legislation necessary to give effect to this decision has been passed by the Legislative Council for the Territory, but the main operative Bill, the Land (Tenure Conversion) Bill is still before the Council.

### ROADS.

*The Council commends to the attention of the Administering Authority the view of the Visiting Mission that the economic development of the hinterland of the main island*

of New Guinea, and indeed the political unity of the Territory, is dependent on providing a good road connexion to bring the potentially rich Highlands area into easier communication with the coast, and that it therefore felt that the next main road to be put in good order should be the one linking Lae with Goroka.

The Administering Authority continues to give increasing attention to roads and bridges. A general survey has been made of transport needs and plans for the advancement of the Territory for the next five years include significant new construction as well as the maintenance, reconstruction and improvement of existing roads and bridges. A high priority is being given to raising to a good standard the road from Goroka to the coast at Lae, while providing for essential roads and bridges in other parts of the Territory.

#### IV. EDUCATIONAL ADVANCEMENT.

##### HIGHER EDUCATION.

*The Council notes the views of the 1962 Visiting Mission that the Administration's educational programme for mass literacy is commendable, but inadequate in that it pays little or no attention to the need for higher education; that a positive programme is required to ensure that hundreds of students will be qualifying for and demanding higher education; that the Administration should be planning now to provide an annual turn-out of at least a hundred university graduates; that planning should include the provision of special courses for selected students at both the secondary and tertiary levels and the provision of inducements through scholarships or the payment of living allowances, in order to make it possible for them to complete such courses; and that this programme should be planned now and put into operation not later than the end of 1963.*

*The Council welcomes the comprehensive plans for secondary and tertiary education announced by the Administering Authority, including the selection for higher academic education of an annual quota of candidates who would be nursed through schools up to university level by means of special monetary inducements to continue their formal school studies; the establishment of a central residential administrative college; the establishment of a university; the establishment of a multi-racial full-standard teachers' college; the provision of higher technical training facilities; and the expansion of secondary education throughout the Territory.*

*The Council recommends that the Administering Authority devote even greater attention to the problem of developing university and higher education and that its plans should pay special consideration to the recommendations of the 1962 Visiting Mission.*

##### TEACHER TRAINING.

*The Council notes the views of the 1962 Visiting Mission that the Administration should be commended for its programme of teacher training which is making a most useful addition to the number of Australian teachers*

*available each year, but that there is still not a sufficient number of teachers coming forward from New Guinea and Australia to reach the Administration's goal; that the possibility of securing English-speaking teachers from other sources should be actively explored; and that the Administering Authority should seek the assistance of UNESCO's international exchange service to provide additional teachers.*

The Administering Authority has offered additional incentives to post-intermediate students within the Territory and is providing special guidance procedures for secondary school students.

A commission has been appointed to inquire into and report on the means for further developing tertiary education in the Territory. The Commission is expected to submit its report in the latter part of 1963. It will give particular attention to the present and prospective numbers of students for tertiary education; the best means of affording access to university education for residents of the Territory at successive stages of the Territory's development; the establishment in the Territory at the earliest practicable date of an institution or institutions to provide education at university level; the functions of the schools for medical, agricultural, administrative and teacher training and for other forms of tertiary education that have already been established or planned in the Territory and the relationship of such schools to any university institution which may be established in the Territory; and the relationship with universities on mainland Australia of any institution recommended to be established in the Territory.

Special attention is being given to teacher training and an extension of teacher training facilities is proceeding.

#### V. ESTABLISHMENT OF INTERMEDIATE TARGET DATES AND FINAL TIME-LIMIT FOR THE ATTAINMENT OF SELF-GOVERNMENT OR INDEPENDENCE.

*The Council notes the preliminary steps of the Administering Authority to stimulate the political advancement of the Territory.*

*The Council urges the Administering Authority to establish in the light of the Charter of the United Nations, the Trusteeship Agreement and the General Assembly resolution 1514 (XV) and in consultation with the representative organs of public opinion in the Territory, realistic target dates reflecting the sense of urgency for the rapid and planned advance of the Territory in all aspects of its political life.*

The Administering Authority respects the right of the indigenous people to choose their own future, is proceeding to develop the machinery of self-government by a series of constitutional steps in accordance with the wishes of the people and looks to a Territory parliament elected on the basis of a common roll and adult franchise to indicate the time and define the form of self-government for the Territory.

## PART XI.—SUMMARY AND CONCLUSIONS.

The principal events and achievements of the year under review have been outlined in the preceding parts of the report and a summary of the political development that has taken place during the year is given in chapter 9 of part V.

This part is restricted to a brief reference to some of the outstanding features of the year's work in the economic, social and educational fields.

Public expenditure amounted to £14,307,892 of which £290,436 was chargeable to the Loan Fund. Revenue increased from £13,411,036 in 1960-61 to £14,307,892 for the period under review of which £10,114,366 was in the form of a direct grant by the Administering Authority. Internal revenue amounted to £4,193,526 compared with £4,129,441 for the same period.

In addition Commonwealth Government Departments operating in the Territory of Papua and New Guinea whose funds were derived from the Australian Commonwealth as distinct from the Territory budget spent approximately £4,700,000 of which £1,800,000 was spent on capital works.

Exports of Territory products amounted to £12,781,326 which was an increase of £64,437 over the previous year while imports amounted to £16,078,490 making total Territory trade worth £28,859,816.

New Guineans continued to increase their contributions to production generally. They now produce about one-third of the copra, more than one-quarter of the cocoa and almost half of the coffee produced in the Territory and, among the more important crops, for the period under review, produced 1,433 tons (approximately) of coffee, 20,660 tons of copra and 2,141 tons of cacao beans.

Co-operative Societies increased their capital by £43,022 to £356,060 and membership increased by 3,276 to 55,835 compared with the previous year.

Timber products exported amounted to £1,195,744 and minerals to the value of £641,369. Expenditure on road and bridge construction and maintenance increased to £873,982 and was supplemented by work carried out by Army construction units.

Continuing interest has been shown by New Guinea workers in the formation of employee organizations. Workers' Associations were formed during the year at Lae and Rabaul in addition to an existing association at Madang.

Activities directed to the advancement of women continued to expand and at 30th June there were 122 women's clubs in the Territory.

Expenditure on health services increased to £1,844,216 and expenditure on works and services amounted to £412,065 of which the more important works were: the completion of the Wewak General Hospital and the commencement of the new general hospitals at Lae and Okapa.

Health expenditure by missions out of their own funds amounted to £185,813 and that of local government councils £19,669.

During 1961-62 the number of Administration schools increased from 247 to 284 and enrolments of pupils from 21,119 to 26,593 while registered and recognized mission schools increased from 736 to 865 with an enrolment of 64,558, an increase of 10,401 on the previous year's figure.

Expenditure by the Administration on educational services (excluding the maintenance of buildings) rose from £1,602,933 to £2,275,914. Financial aid provided for mission schools decreased from £283,095 to £238,340 but mission expenditure from their own funds rose by £176,000 to £596,000.



## STATISTICAL APPENDICES.

### STATISTICAL ORGANIZATION.

The *Census Ordinance* 1947 provides for the taking of a census of the non-indigenous population of the Territory by the Commonwealth Statistician in conjunction with the census of the Commonwealth of Australia. A census was taken at 30th June, 1954, and at 29th June, 1961.

The notification of births, deaths and marriages of members of the non-indigenous population is required under the *Registration of Births, Deaths and Marriages Ordinance* 1935-1958.

A census of the indigenous people in areas under Administration control is undertaken by the Department of Native Affairs. Officers of that Department visit individual villages and record vital statistics on a family group basis, including details of age, sex, relationships, births and deaths, migration and absentees from villages. This information is entered in village books, which are retained in the village, and is revised each year during census patrols, and is also entered in a village population register which is maintained at each district headquarters. Figures of the enumerated and estimated population at 30th June, 1962, are given in Appendix I. of this report.

Provision is made in the *Native Local Government Councils Ordinance* 1949-1960 for native local government councils constituted under the Ordinance to maintain a register of births and deaths within the council area.

The collection of statistical data to supply administrative requirements in fields such as education, forestry, health, labour, mining, trade, &c., is authorized under various ordinances. Generally, statistical responsibilities are divided amongst the various departments originating or collecting prime data.

The *Statistics Ordinance* 1950 provides for the appointment of a Statistician and for the collection and compilation of statistics of the Territory as prescribed by regulations. Regulations (No. 11 of 1951) made under the Ordinance were published in *Gazette* No. 31 of 25th May, 1951. A Bureau of Statistics is included in the organization of the Department of the Administrator and under the direction of the Statistician is responsible for general statistics and statistical co-ordination. Separate statistics are compiled for the Territory of New Guinea and where relevant are included in the following appendices.

Statistical publications issued during the year comprised bulletins dealing with Oversea Trade (annual and quarterly), Migration (quarterly), Motor Vehicle Registrations (annual and quarterly), Production in Rural Industries (annual), Production in Secondary Industries (annual), Summary of Statistics (quarterly), Imports Cleared for Home Consumption (annual), and Transport and Communication (annual).

### CONVERSION TABLE.

Relationship between English units with metric equivalents—

<b>LENGTH:</b>		
	1 inch	= 2.540 centimetres.
12 inches	= 1 foot	= .3048 metres.
3 feet	= 1 yard	= .9144 metres
1,760 yards	= 1 mile	= 1.609 kilometres.
<b>AREA:</b>		
	1 square foot	= .0929 square metres.
9 square feet	= 1 square yard	= .8361 square metres.
4,840 square yards	= 1 acre	= .4047 hectares.
640 acres	= 1 square mile	= 2.590 square kilometres.
<b>VOLUME:</b>		
	1 cubic foot	= .0283 cubic metres.
<b>CAPACITY:</b>		
	1 pint	= .5682 litres.
8 pints	= 1 imperial gallon	= 4.546 litres.
<b>WEIGHT:</b>		
	1 ounce troy	= 31.10 grammes.
	1 ounce avoirdupois	= 28.35 grammes.
16 oz. avoirdupois	= 1 pound (lb.)	= .4536 kilogrammes.
100 lb.	= 1 cental	= 45.36 kilogrammes.
112 lb.	= 1 cwt.	= 50.80 kilogrammes.
20 cwt.	= 1 ton (long ton)	= 1.016 tonnes.

## STATISTICAL SUMMARY.

## APPENDIX I.—POPULATION.

	1957-58.	1958-59.	1959-60.	1960-61.	1961-62.
Indigenous population—					
Enumerated .. .. .	1,223,095	1,282,639	1,306,308	1,369,083	1,421,090
Estimated .. .. .	103,100	78,000	80,500	64,300	48,230
Total .. .. .	1,326,195	1,360,639	1,386,808	1,433,383	1,469,320
Non-indigenous population—					
Estimated—					
European .. .. .	11,110	11,177	(a)	(a)	(a)
Non-European .. .. .	3,963	4,093	(a)	(a)	(a)
Total .. .. .	15,073	15,270	14,979	15,536	15,536
(Tables 1 and 2, pages 166 and 167)					

(a) Not available.

## APPENDIX II.—ADMINISTRATIVE STRUCTURE OF GOVERNMENT.

	1957-58.	1958-59.	1959-60.	1960-61.	1961-62.
Total Public Service staff in New Guinea Table 1, page 173) .. .. .	1,401	1,474	1,694	2,085	2,283
Indigenous village officials and councillors (Table 9, page 215) .. .. .	12,865	12,955	13,192	12,961	12,707
Native local government councils—					
Number of councils .. .. .	15	18	23	27	38
Number of councillors .. .. .	379	470	657	780	1,164
Population in council areas .. .. . (Table 10, page 216)	91,157	119,532	167,900	206,300	357,534
Department of Native Affairs—					
Number of patrols .. .. .	264	344	444	421	562
Number of patrol days .. .. . (Table 5, page 214)	6,716	7,631	9,280	10,006	12,340
Area under Administration control .. .. .	Square miles. 78,195	Square miles. 78,745	Square miles. 81,365	Square miles. (a)	Square miles. (a)
Area under Administration influence .. .. .	7,055	6,640	5,025	(a)	(a)
Area under partial Administration influence .. .. .	2,400	2,575	2,215	(a)	(a)
Area penetrated by patrols .. .. .	5,350	5,020	4,395	(a)	(a)
Unrestricted Areas .. .. .				84,944	88,892
Restricted Areas .. .. . (Table 6, page 215)	17,320	17,320	17,320	8,056	4,108

(a) This classification has been abandoned and the terms "restricted" and "unrestricted areas" adopted.

## APPENDIX III.—JUSTICE.

	1957-58.(a)	1958-59.	1959-60.	1960-61.	1961-62.
<b>Supreme Court—</b>					
Number charged .. .. .	222	259	175	186	225
Number convicted .. .. .	178	182	135	137	169
Number discharged .. .. .	25	26	27	24	24
Number <i>Nolle Prosequi</i> entered (Table (1), page 223)	19	51	13	25	32
<b>District Courts—</b>					
<b>Asians and mixed race—</b>					
Tried .. .. .	34	24	101	22	28
Convicted .. .. .	30	18	51	19	26
Referred to the Supreme Court	1	2	..	..	2
<b>Europeans—</b>					
Tried .. .. .	167	125	176	19	113
Convicted .. .. .	152	96	158	15	87
Referred to the Supreme Court	7	5	2	..	5
<b>Indigeneous people—</b>					
Tried .. .. .	623	823	1,429	363	1,071
Convicted .. .. .	489	625	1,212	343	692
Referred to the Supreme Court (Table (2), page 225)	98	116	135	1	222
<b>Court for Native Affairs—</b>					
Tried .. .. .	6,023	..	10,429	13,363	14,982
Convicted .. .. .	5,904	10,097	10,123	12,850	14,362
(Table (3), page 226)					

(a) Figures for District Courts and Courts for Native Affairs are for six months only. See Appendix III.

## APPENDIX IV.—PUBLIC FINANCE.

	1957-58.	1958-59.	1959-60.	1960-61.	1961-62.
	£	£	£	£	£
Revenue from within the Territory .. .. .	2,926,026	3,555,373	3,825,111	4,129,441	4,193,526
Grant by the Government of the Commonwealth of Australia .. .. .	6,188,821	6,706,373	7,859,921	9,281,595	10,114,366
Total Expenditure .. .. .	9,114,847	10,261,746	11,685,032	13,771,368	14,598,328
Less amount chargeable to Loan Fund .. .. .	..	..	..	360,332	290,436
Expenditure from revenue .. .. . (Table, 1, page 227)	9,114,847	10,261,746	11,685,032	13,411,036	14,307,892

## APPENDIX VII.—COMMERCE AND TRADE.

	1957-58.	1958-59.	1959-60.	1960-61.	1961-62.
	£	£	£	£	£
Imports .. .. .	11,545,880	11,938,628	12,622,354	16,803,152	16,078,490
Exports .. .. .	9,628,048	12,691,877	14,962,356	12,716,889	12,781,326
Total trade .. .. . (Table 1, page 235)	21,173,928	24,630,505	27,584,710	29,520,041	28,859,816
Number of local companies .. .. .	259	277	293	333	349
Nominal capital of local companies .. .. .	£ 19,659,200	24,484,200	27,705,200	32,585,250	41,234,500
Number of foreign companies .. .. .	98	107	123	128	136
Nominal capital of foreign companies .. .. . (Table 8, page 239)	{ £ 204,106,592 \$ (a) 6,000,000 (b) 10,000,000	{ £ 221,692,592 \$ (a) 6,000,000 (b) 10,000,000	{ £ 280,067,592 \$ (a) 6,000,000 (b) 10,000,000	{ £ 278,627,592 \$ (a) 6,000,000 (b) 10,012,000 (c) 7,500,000	{ £ 325,341,592 \$ (a) 6,000,000 (b) 10,012,000 (c) 7,500,000

(a) Canada. (b) Hong Kong. (c) United States of America.

## APPENDIX VIII.—AGRICULTURE.

	1957-58.	1958-59.	1959-60.	1960-61.	1961-62.
Land tenure—					
Unalienated land (acres) .. .. .	58,122,823	58,115,154	58,084,171	58,077,771	58,061,015
Land alienated (acres) .. .. . (Table 1, page 240)	1,397,177	1,404,846	1,435,829	1,442,229	1,458,985
Land leases—					
Number of leases .. .. .	3,864	4,069	4,368	4,607	4,961
Area of leases (acres) .. .. . (Table 2, page 240)	311,247	320,235	329,974	356,301	363,057

## APPENDIX XI.—FORESTS.

	1957-58.	1958-59.	1959-60.	1960-61.	1961-62.
	Acres.	Acres.	Acres.	Acres.	Acres.
Silviculture operations—					
Plantation area improved or regenerated .. .. .	520	877	877	877	1,331
Area of plantation established .. .. . (Table 2, page 244)	3,873	5,143	6,443	7,262	8,428
Areas under exploitation .. .. . (Table 3, page 244)	253,789	263,055	304,335	288,102	446,632
Timber harvested .. .. . (Table 4, page 245)	Super. feet. 43,861,637	Super. feet. 44,652,477	Super. feet. 45,699,452	Super. feet. 56,373,867	Super. feet. 58,929,218
Sawn timber produced .. .. . (Table 6, page 245)	14,392,620	14,472,540	14,755,920	20,562,996	17,874,258



## APPENDIX XII.—MINERAL RESERVES.

	1957-58.	1958-59.	1959-60.	1960-61.	1961-62.
Mineral areas held .. .. . Acres. (Table 1, page 246)	16,447	15,784	11,193	9,971	11,216
Number of mines .. .. . (Table 2, page 246)	251	249	251	275	300
Number of workers in mining industry .. .. (Table 5, page 247)	4,266	3,928	3,968	3,925	3,819
Value of minerals produced .. .. . £ (Table 3, page 246)	791,577	718,998	719,645	681,297	670,218

## APPENDIX XIV.—CO-OPERATIVES.

	1957-58.	1958-59.	1959-60.	1960-61.	1961-62.
Number of primary societies .. .. .	102	101	103	101	119
Total turnover .. .. . £ (Table 1, page 249)	374,609	408,589	662,756	700,809	641,369

## APPENDIX XV.—TRANSPORT AND COMMUNICATIONS.

	1957-58.	1958-59.	1959-60.	1960-61.	1961-62.
Number of postal articles handled .. .. . (Table 1, page 251)	6,656,291	7,616,396	7,870,779	8,871,796	10,272,644
Number of telephone instruments connected .. ..	2,166	2,436	2,666	3,096	3,454
Number of subscribers .. .. . (Table 3, page 251)	1,589	1,758	1,833	2,062	2,202
Number of telegraph stations .. .. .	174	192	210	253	278
Number of telegraph messages handled .. .. . (Table 5, page 252)	416,735	500,600	578,059	705,391	683,271
Number of aerodromes .. .. .	114	127	140	151	171
Number of alighting areas .. .. . (Table 9, page 255)	12	11	11	1	1
Mileage of vehicular roads .. .. .	4,389	4,462	4,564	4,923	4,805
Mileage of bridle paths .. .. . (Table 14, page 260)	20,000	20,350	(a)	(a)	(a)
Total number of oversea vessels entered and cleared	368	503	294	367	371
Tonnage of oversea vessels entered and cleared .. .. (Table 10, page 258)	717,647	714,083	457,326	622,441	665,995
Tonnage of oversea cargo handled .. .. .	278,848	280,600	314,096 13,752	336,664 20,814	331,829 17,599
Tonnage of inter-Territory cargo handled .. .. . (Table 12, page 259)					
Number of motor vehicle and motor cycle registrations .. .. . (Table 15, page 260)	4,474	4,743	5,102	5,699	5,802
Number of licences to drive motor vehicles and ride motor cycles .. .. . (Table 16, page 260)	7,241	8,279	8,697	9,124	9,865

(a) Not available.

## APPENDIX XVII.—LABOUR.

	1957-58.	1958-59.	1959-60.	1960-61.	1961-62.
Number of indigenous employees .. .. .	41,693	45,122	48,322	50,601	49,263
Number of Government indigenous employees .. .. .	8,965	8,824	8,871	10,845	9,807
Number of agreement indigenous employees .. .. .	19,929	20,393	22,581	21,928	21,568
Number of indigenous casual workers in private employment .. .. .	12,799	15,905	16,870	18,068	18,621
(Table 1, page 262)					
Number of indigenous females employed .. .. .	549	448	492	562	798
(Table 2, page 263)					
Number of deaths of workers in employment .. .. .	145	116	(a) Nil	Nil	Nil
(Table 10, page 274)					
Number of breaches of Native Labour Ordinance and Native Employment Ordinance by employers .. .. .	11	4	7	Nil	1
(Table 13, page 275)					
Number of breaches of Native Labour Ordinance and Native Employment Ordinance by employees .. .. .	Nil	Nil	Nil	6	4
(Table 14, page 276)					
Number of breaches of Native employees' agreements under Native Labour Ordinance 1950-1956 .. .. .	700	578	970	1,097	103
Number of breaches of Native employees' agreements under Native Employment Ordinance .. .. .	..	..	..	36	240
(Table 15, page 277)					

(a) Relates only to deaths arising from employment whereas figures in previous years included deaths of workers from all causes.

## APPENDIX XIX.—PUBLIC HEALTH.

	1957-58.	1958-59.	1959-60.	1960-61.	1961-62.
Number of health services personnel .. .. .	3,376	4,034	(a) 3,147	(a) 3,667	(a) 3,716
(Table 1, page 281)					
Number of hospitals and clinics .. .. .	1,550	1,708	1,873	1,918	1,841
(Table 3, page 284)					
Number of in-patients treated in Administration hospitals .. .. .	91,467	88,815	82,588	79,322	78,715
Of which were fatal .. .. .	1,485	2,065	2,050	1,976	1,944
(Table 8, page 288)					
Value of medical aid to missions .. .. .	£ 55,854	£ 64,605	£ 186,455	£ 186,308	£ 181,680
Total expenditure on health .. .. .	£ 1,940,735	£ 1,928,403	£ 2,337,008	£ 2,667,243	£ 2,461,763
(Table 17, page 297)					

(a) Excludes non-medical personnel.

## APPENDIX XXI.—PENAL ORGANIZATION.

	1957-58.	1958-59.	1959-60.	1960-61.	1961-62.
Prisons— Total number committed to prison .. .. (Table 1, page 300)	8,923	8,196	10,049	11,596	11,335

## APPENDIX XXII.—EDUCATION.

	1957-58.	1958-59.	1959-60.	1960-61.	1961-62.
Number of Administration schools .. ..	184	189	198	247	284
Number of Administration teachers .. ..	483	543	573	776	886
Number of Administration pupils .. ..	11,333	12,517	15,349	21,119	26,593
Number of mission schools .. ..	2,767	2,777	2,616	2,271	2,621
Number of mission teachers .. ..	3,620	3,453	3,529	3,267	3,441
Number of mission pupils .. .. (Table 1, page 301)	108,046	112,142	115,884	113,247	120,882

## APPENDIX XXV.—RELIGIOUS MISSIONS.

	1957-58.	1958-59.	1959-60.	1960-61.	1961-62.
Number of non-indigenous missionaries .. ..	1,257	1,350	1,384	1,551	1,733
Estimated number of adherents .. .. (Table 1, page 321)	676,800	712,650	658,756	695,542	772,294
Expenditure on health .. .. £	166,674	170,091	295,287	171,966	467,360
Expenditure on education .. .. £ (Table 4, page 323)	486,484	566,423	588,689	420,357	834,233



## APPENDIX I.—continued.

## 2. NON-INDIGENOUS POPULATION: AGE DISTRIBUTION AT CENSUS OF 30TH JUNE, 1961.

Age Last Birthday (in Years).								Males.	Females.	Persons.
0-4	..	..	..	..	..	..	..	1,164	1,057	2,221
5-9	..	..	..	..	..	..	..	857	812	1,669
10-14	..	..	..	..	..	..	..	389	406	795
15-19	..	..	..	..	..	..	..	229	165	394
20-24	..	..	..	..	..	..	..	893	525	1,418
25-29	..	..	..	..	..	..	..	1,082	689	1,771
30-34	..	..	..	..	..	..	..	1,163	735	1,898
35-39	..	..	..	..	..	..	..	983	613	1,596
40-44	..	..	..	..	..	..	..	673	409	1,082
45-49	..	..	..	..	..	..	..	524	313	837
50-54	..	..	..	..	..	..	..	411	226	637
55-59	..	..	..	..	..	..	..	293	170	463
60-64	..	..	..	..	..	..	..	203	109	312
65-69	..	..	..	..	..	..	..	149	68	217
70-74	..	..	..	..	..	..	..	80	42	122
75-79	..	..	..	..	..	..	..	43	25	68
80-84	..	..	..	..	..	..	..	20	12	32
85-89	..	..	..	..	..	..	..	2	1	3
90-94	..	..	..	..	..	..	..	..	1	1
Total Persons								9,158	6,378	15,536
Persons under 21 years								2,751	2,522	5,273

## 3. NON-INDIGENOUS POPULATION: NATIONALITY AT CENSUS OF 30TH JUNE, 1961.

Nationality.								Males.	Females.	Persons.
British	..	..	..	..	..	..	..	7,967	5,712	13,679
Dutch	..	..	..	..	..	..	..	72	38	110
German	..	..	..	..	..	..	..	250	150	400
Greek	..	..	..	..	..	..	..	1	..	1
Hungarian	..	..	..	..	..	..	..	5	3	8
Italian	..	..	..	..	..	..	..	11	4	15
Latvian	..	..	..	..	..	..	..	1	..	1
Polish	..	..	..	..	..	..	..	6	1	7
Yugoslavian	..	..	..	..	..	..	..	2	..	2
Other	..	..	..	..	..	..	..	843	470	1,313
Total								9,158	6,378	15,536

## APPENDIX I.—continued.

## 4. NON-INDIGENOUS POPULATION: CONJUGAL CONDITION AT CENSUS OF 30TH JUNE, 1961.

Administrative District.	Never Married under 15 years.		Never Married 15 years and over.		Total Never Married.		Married.		Married but Permanently Separated.		Widowed.		Divorced.		Total.		Persons.
	Males.	Fe-males.	Males.	Fe-males.	Males.	Fe-males.	Males.	Fe-males.	Males.	Fe-males.	Males.	Fe-males.	Males.	Fe-males.	Males.	Fe-males.	
Western Highlands	154	136	118	56	272	192	163	144	3	1	5	3	5	4	448	344	792
Eastern Highlands	197	198	194	96	391	294	278	243	8	2	6	12	13	1	696	552	1,248
Sepik ..	110	133	329	84	439	217	249	153	10	1	3	4	4	1	705	376	1,081
Madang ..	221	181	289	104	510	285	288	256	13	4	12	12	17	4	840	561	1,401
Morobe ..	635	595	505	151	1,140	746	973	869	33	13	28	44	30	11	2,204	1,683	3,887
New Britain	809	787	831	331	1,640	1,118	958	868	44	15	43	100	31	18	2,716	2,119	4,835
New Ireland	153	129	130	44	283	173	171	132	9	3	12	10	12	1	487	319	806
Bougainville	48	49	117	61	165	110	84	65	4	..	3	3	4	..	260	178	438
Manus ..	77	64	48	8	125	72	112	83	4	..	..	2	2	..	243	157	400
Migratory	6	3	199	19	205	22	318	48	8	2	12	15	16	2	559	89	648
Total ..	2,410	2,275	2,760	954	5,170	3,229	3,594	2,861	136	41	124	205	134	42	9,158	6,378	15,536

## 5. NON-INDIGENOUS POPULATION: REGISTRATIONS OF BIRTHS, DEATHS AND MARRIAGES FOR THE YEAR ENDED 31ST DECEMBER, 1962.

Sex.	Live Births.(a)	Deaths.(a)		Marriages.(b)
		Total.	Infant Deaths.(c)	
Male ..	232	40	8	..
Female ..	230	15	4	..
Total ..	462	55	12	110

(a) Events which occurred during the year ended 30th June, 1962, and were registered prior to 1st October, 1962.

(b) Registration during the year ended 30th June, 1962.

(c) Deaths of children under one year of age.

APPENDIX I.—*continued.*

## 6 INDIGENOUS AND NON-INDIGENOUS POPULATION: MIGRATION—OVERSEA AND INTER-TERRITORY—DURING THE YEAR ENDED 30TH JUNE, 1962.

Particulars.	Arrivals.			Departures.		
	Males.	Females.	Total.	Males.	Females.	Total.

## A. DIRECTION OF MOVEMENT.

Oversea .. .. .	5,350	3,439	8,789	5,851	3,446	9,297
Territory of Papua .. .. .	13,995	3,748	17,743	14,265	3,537	17,802
<b>Total .. .. .</b>	<b>19,345</b>	<b>7,187</b>	<b>26,532</b>	<b>20,116</b>	<b>6,983</b>	<b>27,099</b>

## B. RACE.

Indigenous—						
Papua .. .. .	1,731	440	2,171	1,833	406	2,239
New Guinea .. .. .	4,376	390	4,766	4,750	411	5,161
<b>Total Indigenous .. .. .</b>	<b>6,107</b>	<b>830</b>	<b>6,937</b>	<b>6,583</b>	<b>817</b>	<b>7,400</b>
Non-indigenous—						
European .. .. .	12,277	5,847	18,124	12,530	5,642	18,172
Asian .. .. .	630	348	978	722	370	1,092
Pacific Islanders excluding Territory of Papua and New Guinea .. .. .	256	107	363	222	96	318
Other .. .. .	75	55	130	59	58	117
<b>Total Non-indigenous .. .. .</b>	<b>12,238</b>	<b>6,357</b>	<b>18,595</b>	<b>13,533</b>	<b>6,166</b>	<b>19,699</b>
<b>Total .. .. .</b>	<b>19,345</b>	<b>7,187</b>	<b>26,532</b>	<b>20,116</b>	<b>6,983</b>	<b>27,099</b>

## APPENDIX I.—continued.

## 6. INDIGENOUS AND NON-INDIGENOUS POPULATION: MIGRATION—OVERSEA AND INTER-TERRITORY, ETC.—continued.

Particulars.	Arrivals.			Departures.		
	Males.	Females.	Total.	Males.	Females.	Total.
C. NATIONALITY.						
British(a) .. .. .	13,458	6,065	19,523	14,006	5,985	19,991
Australian Protected .. .. .	4,468	474	4,942	4,827	519	5,346
British Protected .. .. .	221	119	340	186	109	295
Austrian .. .. .	22	8	30	16	1	17
Belgian .. .. .	3	2	5	5	1	6
Chinese .. .. .	195	96	291	138	54	192
Danish .. .. .	19	..	19	19	..	19
Dutch .. .. .	278	103	381	286	85	371
Filipino .. .. .	3	1	4	2	..	2
Finnish .. .. .	5	..	5	3	..	3
French .. .. .	25	11	36	26	9	35
German .. .. .	131	44	175	130	45	175
Greek .. .. .	2	3	5	3	..	3
Hungarian .. .. .	3	..	3	3	..	3
Indian .. .. .	15	2	17	13	..	13
Israeli .. .. .	1	..	1	..	..	..
Italian .. .. .	13	2	15	15	..	15
Japanese .. .. .	76	..	76	113	1	114
Latvian .. .. .	2	..	2	1	..	1
Norwegian .. .. .	5	..	5	3	..	3
Polish .. .. .	1	..	1	1	1	2
Spanish .. .. .	2	..	2	1	..	1
Swedish .. .. .	4	3	7	10	4	14
Swiss .. .. .	11	7	18	15	7	22
United States of America .. .. .	348	241	589	261	156	417
Yugoslav .. .. .	1	..	1	..	..	..
Stateless .. .. .	1	..	1	..	..	..
Other and Undefined .. .. .	32	6	38	33	6	39
Total .. .. .	19,345	7,187	26,532	20,116	6,983	27,099

(a) "Irish" nationality is included with "British" nationality for the purpose of this table.

## D. MODE OF TRAVEL.

By—						
Sea .. .. .	846	542	1,388	976	593	1,569
Air .. .. .	18,499	6,645	25,144	19,140	6,390	25,530
Total .. .. .	19,345	7,187	26,532	20,116	6,983	27,099



## 7. NON-INDIGENOUS POPULATION RESIDING IN THE MAJOR TOWNS OF THE TERRITORY AS AT CENSUS OF JUNE, 1961—

Town.	Males.	Females.	Persons.
Goroka .. .. .	278	200	478
Wewak .. .. .	389	171	560
Madang .. .. .	659	452	1,111
Lae .. .. .	1,313	1,011	2,324
Rabaul .. .. .	1,537	1,187	2,724
Kavieng .. .. .	252	175	427
Sohano .. .. .	102	75	177

## APPENDIX II.

## ADMINISTRATIVE STRUCTURE OF GOVERNMENT.

## 1. PUBLIC SERVICE OF PAPUA AND NEW GUINEA: CLASSIFIED POSITIONS AND POSITIONS OCCUPIED AT 30TH JUNE, 1962.

*Explanatory Notes.*

(A) First, Second and Third Division positions are occupied by expatriate staff unless otherwise shown. The following abbreviations are used to designate non-expatriate staff in these divisions:—

- (a) .. .. . Asian.  
 (i) .. .. . Indigenous person.  
 (mr) .. .. . Person of mixed race.

(B) All Auxiliary Division officers are indigenous persons.

(C) "Headquarters" staff includes cadets and trainees undergoing full-time tuition in Australia.

(D) "Unattached Officers" include—

- (1) officers and employees who are surplus to establishment;
- (2) officers who are on extended sick leave or leave without pay; and
- (3) temporary employees classified at a lower level than the positions which they are deemed to be occupying (e.g., Temporary Clerical Assistants, Third Division, may be held against positions of Clerk, Second Division. In such cases they are shown as "unattached" Clerical Assistants.)

(E) "Uncreated Positions" include—

- (1) positions which no longer exist on the departmental establishment as a result of changes in the organization, but the occupants of which have not yet been transferred to new positions and remain as unattached officers; and
- (2) positions occupied by Asians and persons of mixed race temporarily employed under a special determination who have not yet been absorbed into created positions.

(F) The salary scales quoted are regulation rates in addition to which the following allowances are paid:—

(1) *Basic Wage Adjustments or Cost of Living Allowance* (per annum)—

*Second and Third Divisions* (Basic Wage adjustments)—

	£
Adult male officers and married minors (male) .. .. .	133
Male officers aged 20 years .. .. .	120
Male officers aged 19 years .. .. .	99
Male officers aged 18 years .. .. .	80
Male officers under 18 years .. .. .	66
Adult female officers .. .. .	99
Female officers aged 20 years .. .. .	96
Female officers aged 19 years .. .. .	86
Female officers aged 18 years .. .. .	73
Female officers under 18 years .. .. .	66

(Officers of the First Division are not paid basic wage adjustments.)

*Auxiliary Division* (cost of living allowance)—

Adult male officers and married minors (male) .. .. .	67
Male officers aged 20 years .. .. .	60
Male officers aged 19 years .. .. .	50
Male officers aged 18 years .. .. .	40
Male officers under 18 years .. .. .	33
Adult female officers .. .. .	50
Female officers aged 20 years .. .. .	45
Female officers aged 19 years .. .. .	43
Female officers aged 18 years .. .. .	37
Female officers under 18 years .. .. .	33

(2) *Territorial Allowance* (per annum).—This allowance is paid only to officers of the First, Second and Third Divisions, born, or deemed to have been born, outside the Territory—

	Married Male Officers.	Unmarried Officers Eighteen Years of Age or Over.
Less than five years' service .. .. .	£430	£250
Five years' but less than seven years' service .. .. .	£455	£275
Seven years' service and over .. .. .	£485	£300

(Unmarried officers under eighteen years of age are paid Territorial Allowance at the rate of £125 per annum.)



## APPENDIX II.—continued.

## 1. PUBLIC SERVICE OF PAPUA AND NEW GUINEA: CLASSIFIED POSITIONS AND POSITIONS OCCUPIED AT 30TH JUNE, 1962—continued.

Classified Positions.			Positions Occupied.										
Designation.	Salary Range.	Number of Positions.	Headquarters.		Papua.		New Guinea.		Unattached Officers.		Total.		Total.
			Males.	Fe-males.	Males.	Fe-males.	Males.	Fe-males.	Males.	Fe-males.	Males.	Fe-males.	
			£										
<i>Department of the Administrator—continued.</i>													
<i>Administrator.—</i>													
<i>Second Division—</i>													
Executive Officer .. .. .	2,553-2,878	1	..	..	..	..	..	..	..	..	..	..	..
District Commissioner .. .. .	2,748-3,008	17	2	..	6	..	9	..	..	..	17	..	17
Clerk .. .. .	1,628-1,848	1	..	..	..	..	..	..	..	..	..	..	1
Clerk .. .. .	1,188-1,408	1	..	..	..	..	1	..	..	..	1	..	1
Clerk .. .. .	499- 968	5	3	1	..	..	1	..	..	..	4	1	5
<i>Third Division—</i>													
Clerical Assistant, Grade 4 .. .. .	926- 964	1	..	..	..	..	1	..	..	..	1	..	1
Typist (Female) (Secretarial) .. .. .	772- 848	4	..	..	..	1	..	3	..	..	4	..	4
Clerical Assistant (Female), Grade 2 .. .. .	644- 695	1	..	1	..	..	..	..	..	..	1	..	1
Typist (Female) .. .. .	339- 657	2	..	2	..	2	..	4	..	1 (mr)	9	..	9
Clerical Assistant (Female), Grade 1 .. .. .	326- 644	1	..	..	..	1	..	1	..	4	6	..	6
<i>Division of Extension Services—*</i>													
<i>Second Division—</i>													
Chief of Division .. .. .	2,423-2,618	1	1	..	..	..	..	..	..	..	1	..	1
Officer-in-charge .. .. .	2,163-2,358	3	1	..	..	..	..	..	..	..	1	..	1
Senior Publications Officer .. .. .	1,903-2,098	1	1	..	..	..	..	..	..	..	1	..	1
Senior Extension Officer .. .. .	1,903-2,098	1	..	..	..	..	..	..	..	..	..	..	1
Senior Broadcasts Officer .. .. .	1,903-2,098	1	1	..	..	..	..	..	..	..	1	..	1
Broadcasts Officer, Grade 3 .. .. .	1,628-1,848	1	1	..	..	..	..	..	..	..	1	..	1
Extension Officer .. .. .	1,628-1,848	2	..	..	..	..	..	..	..	..	..	..	2
Visual Aids Officer, Grade 3 .. .. .	1,628-1,848	1	1	..	..	..	..	..	..	..	1	..	1
Producer-Director .. .. .	1,628-1,848	1	..	..	..	..	..	..	..	..	..	..	1
Administrative Officer .. .. .	1,628-1,848	1	..	..	..	..	..	..	..	..	..	..	1
Broadcasts Officer, Grade 2 .. .. .	1,408-1,628	1	1	..	..	..	..	..	..	..	1	..	1
Cinematographer .. .. .	1,408-1,628	1	1	..	..	..	..	..	..	..	1	..	1
Publications Officer, Grade 1 .. .. .	1,188-1,408	2	..	..	..	..	..	..	..	2	2	..	2
Broadcasts Officer, Grade 1 .. .. .	1,188-1,408	2	2	..	..	..	..	..	..	..	2	..	2
Clerk .. .. .	1,078-1,298	1	..	..	..	..	..	..	..	1	..	..	1
Librarian .. .. .	858-1,408	1	..	1	..	..	..	..	..	..	1	..	1
Clerk .. .. .	858-1,078	1	1	..	..	..	..	..	..	..	1	..	1
<i>Third Division—</i>													
Senior Technical Officer .. .. .	1,423-1,499	1	1	..	..	..	..	..	..	..	1	..	1
Foreman (Printing) .. .. .	1,117-1,193	1	..	..	..	..	..	..	1	..	1	..	1
Production Technician .. .. .	900-1,040	1	..	..	..	..	..	..	..	..	..	..	2
Typist (Photo-litho) .. .. .	746	2	..	1	..	..	..	..	1	..	2	..	2
Typist (Female) .. .. .	339- 657	2	..	2	..	..	..	..	..	..	2	..	2
Photographer .. .. .	1,188-1,408	1	1	..	..	..	..	..	..	..	1	..	1
<i>Third or Auxiliary Division—</i>													
Technical Assistant, Grade 1 .. .. .	352- 798	2	1 (i)	..	2 (i)	..	1 (i)	..	..	..	4 (i)	..	4
Assistant (Higher Technical) .. .. .	200- 640	..	..	..	3	1	3	..	1	..	7	..	8
Extension Assistant .. .. .	352- 798	1	..	..	..	..	..	..	..	..	..	..	1
Assistant (Clerical) .. .. .	200- 640	..	..	..	1	..	..	..	..	..	1	..	1
Clerical Assistant, Grade 1 .. .. .	352- 798	12	..	..	..	..	..	..	..	..	..	..	..
Assistant (Clerical) .. .. .	200- 649												
<i>Auxiliary Division—</i>													
Assistant (Higher Technical) .. .. .	200- 680	4	..	..	2	..	..	..	1	..	3	..	3
Assistant (Clerical) (Broadcasts) .. .. .	200- 640	1	..	..	..	..	..	..	..	..	..	..	..
Public Relations Officer .. .. .	..	..	..	..	..	..	..	..	..	..	..	..	..
Clerical Assistant (Female) .. .. .	..	..	..	..	..	..	..	..	7	7	7	7	14
Unattached .. .. .	..	..	..	..	..	..	..	..	..	..	..	..	..
		142	53	26	15	5	18	8	11	15	97	54	151

\* Positions under the Division of Extension Services have been transferred to the recently created Department of Information and Extension Services.

## APPENDIX II.—continued.

## 1. PUBLIC SERVICE OF PAPUA AND NEW GUINEA: CLASSIFIED POSITIONS AND POSITIONS OCCUPIED AT 30TH JUNE, 1962—continued.

Classified Positions.			Positions Occupied.											
Designation.	Salary Range.	Number of Positions.	Headquarters.		Papua.		New Guinea.		Unattached Officers.		Total.		Total.	
			Males.	Females.	Males.	Females.	Males.	Females.	Males.	Females.	Males.	Females.		
			£											
<i>Department of the Public Service Commissioner.</i>														
<i>Second Division—</i>														
Senior Public Service Inspector ..	2,878–3,268	1	1	..	..	..	..	..	..	..	1	..	1	
Public Service Inspector (Legal and Industrial) ..	2,748–3,138	1	1	..	..	..	..	..	..	..	1	..	1	
Principal ..	2,553–2,878	1	1	..	..	..	..	..	..	..	1	..	1	
Public Service Inspector (Organization and Classification) ..	2,553–2,878	1	1	..	..	..	..	..	..	..	1	..	1	
Public Service Inspector (Methods) ..	2,553–2,878	1	1	..	..	..	..	..	..	..	1	..	1	
Senior Lecturer ..	2,488–2,745	..	..	..	..	..	..	..	..	..	..	..	..	
Chief Psychologist ..	2,423–2,618	1	1	..	..	..	..	..	..	..	1	..	1	
Chairman Interviewing Committee ..	2,423–2,618	1	..	..	..	..	..	..	..	..	..	..	..	
Chairman Promotions Appeal Board ..	2,423–2,618	1	1	..	..	..	..	..	1	..	2	..	2	
Assistant Public Service Inspector ..	2,293–2,488	1	..	..	..	..	..	..	..	..	..	..	..	
Assistant Inspector ..	2,163–2,358	5	5	..	..	..	..	..	..	..	5	..	5	
Assistant Inspector (Training) ..	2,163–2,358	..	..	..	..	..	..	..	..	..	..	..	..	
Senior Lecturer ..	2,163–2,558	1	1	..	..	..	..	..	..	..	1	..	1	
Lecturer ..	2,033–2,228	2	1	..	..	..	..	..	..	..	1	..	1	
Officer-in-charge Recruitment ..	2,033–2,228	1	..	..	..	..	..	..	..	..	..	..	..	
Senior Investigator ..	2,033–2,228	1	1	..	..	..	..	..	..	..	1	..	1	
Psychologist, Grade 3 ..	1,903–2,098	1	..	..	..	..	..	..	..	..	..	..	..	
Staff and Industrial Officer ..	1,903–2,098	1	1	..	..	..	..	..	..	..	1	..	1	
Regional Training Officer ..	1,903–2,098	2	2	..	..	..	..	..	..	..	2	..	2	
Methods Officer ..	1,738–1,968	1	1	..	..	..	..	..	..	..	1	..	1	
Training Officer, Grade 3 ..	1,738–1,968	1	1	..	..	..	..	..	..	..	1	..	1	
Libraries Officer ..	1,628–1,848	1	..	1	..	..	..	..	..	..	..	1	1	
Investigator ..	1,628–1,848	2	..	..	..	..	..	..	..	..	..	..	..	
Psychologist, Grade 2 ..	1,628–1,848	1	..	..	..	..	..	..	..	..	..	..	..	
Clerk ..	1,628–1,848	1	1	..	..	..	..	..	..	..	1	..	1	
Methods Officer ..	1,518–1,738	1	..	..	..	..	..	..	..	..	..	..	..	
Organization and Classification Officer ..	1,518–1,738	1	1	..	..	..	..	..	..	..	..	..	..	
Clerk ..	1,518–1,738	3	1	..	..	..	..	..	..	..	1	..	1	
Training Officer, Grade 2 ..	1,518–1,738	1	1	..	..	..	..	..	..	..	1	..	1	
Assistant Methods Officer ..	1,298–1,518	1	1	..	..	..	..	..	..	..	1	..	1	
Assistant Organization and Classification Officer ..	1,298–1,518	1	..	..	..	..	..	..	..	..	..	..	..	
Clerk ..	1,298–1,518	2	1	..	..	..	..	..	..	..	1	..	1	
Training Officer, Grade 1 ..	1,188–1,408	1	1	..	..	..	..	..	..	..	3	..	3	
Clerk ..	1,188–1,408	5	3	..	..	..	..	..	..	..	3	..	3	
Clerk ..	1,078–1,298	4	3	..	..	..	..	..	..	..	3	..	3	
Clerk ..	968–1,188	4	1	..	..	..	..	..	..	..	1	..	1	
Clerk ..	499–968	7	4	..	..	..	..	..	..	..	4	..	4	
<i>Third Division—</i>														
Welfare and Amenities Officer ..	1,512–1,614	1	1	..	..	..	..	..	..	..	1	..	1	
Instructress ..	1,001–1,154	1	..	1	..	..	..	..	..	..	..	1	1	
Clerical Assistant, Grade 4 ..	926–964	1	1	..	..	..	..	..	..	..	1	..	1	
Administrative Assistant-in-training ..	696–951	4	..	..	..	..	..	..	..	..	..	..	..	
Typist-in-charge ..	886	1	..	1	..	..	..	..	..	..	..	1	1	
Typist (Secretarial) ..	772–848	1	..	1	..	..	..	..	..	..	..	1	1	
Typist ..	339–657	8	..	6	..	..	..	..	..	..	..	6	6	
				(1 mr)										
Assistant (Female), Grade 1 ..	326–644	1	..	..	..	..	..	..	..	..	..	..	..	
Assistant Training Officer ..	324–951	2	1 (i)	..	..	..	..	..	..	..	1	..	1	
<i>Auxiliary Division—</i>														
Assistant (Clerical) ..	200–640	10	4	..	..	..	..	..	..	..	4	..	4	
			91	45	10	..	..	..	..	1	..	46	10	56

## APPENDIX II.—continued.

## I. PUBLIC SERVICE OF PAPUA AND NEW GUINEA: CLASSIFIED POSITIONS AND POSITIONS OCCUPIED AT 30TH JUNE, 1962—continued.

Classified Positions.			Positions Occupied.										
Designation.	Salary Range.	Number of Positions.	Headquarters.		Papua.		New Guinea.		Unattached Officers.		Total.		Total.
			Males.	Females.	Males.	Females.	Males.	Females.	Males.	Females.	Males.	Females.	
	£												
<i>Department of the Treasury.</i>													
<i>First Division—</i>													
Treasurer and Director of Finance ..	3,660	1	1								1		1
<i>Second Division—</i>													
Chief Finance Officer and Registrar of Tax Agents ..	2,423-2,618	1	1								1		1
Executive Officer (Budget and Planning) ..	2,423-2,618	1											
Senior Finance Officer ..	2,163-2,358	1											
District Finance Officer ..	2,033-2,228	1	1								1		1
Senior Inspector ..	1,903-2,098	1					1				1		1
Administrative Officer ..	1,903-2,098	1	1								1		1
Accountant (Trusts) ..	1,738-1,968	1	1								1		1
District Finance Officer ..	1,738-1,968	2					2				2		2
Sub-Accountant ..	1,628-1,848	1			1						1		1
District Finance Officer ..	1,628-1,848												
Inspector, Grade 2 ..	1,628-1,848	1	1								1		1
Clerk ..	1,628-1,848	1	1								1		1
Clerk ..	1,518-1,738	1	2						1		3		3
District Finance Officer ..	1,518-1,738	1					1				1		1
Clerk ..	1,408-1,628	4	2		1						2	1	3
District Finance Officer ..	1,408-1,628	4					2				2		2
Inspector, Grade ..	1,408-1,628	3											
Clerk ..	1,298-1,518	2			1						1		1
District Finance Officer ..	1,298-1,518	2											
Stores Inspector, Grade 2 ..	1,298-1,518	1											
Clerk ..	1,188-1,408	10	3		1		2				5	1	6
Stores Inspector, Grade 1 ..	1,078-1,298	1											
Clerk ..	1,078-1,298	13	3				4				7		7
Clerk ..	968-1,188	17	7		2		6				15		15
Clerk ..	858-1,078	1					1				1		1
Clerk ..	499- 968	18	4		5		4	2	3		11	7	18
<i>Third Division—</i>													
Stores Checker ..	900- 964	4											
Clerical Assistant (Male), Grade 3 ..	849- 926	1	1								1		1
Typist-in-Charge (Female) ..	886	1		1									
Accounting Machinist-in-Charge (Female), Grade 1 ..	886	1		1									
Typist (Female), Secretarial ..	772- 848	1		1									
Accounting Machinist (Female), Grade 3 ..	835	3		2				1				3	3
Accounting Machinist (Female), Grade 2 ..	772	4		4				3				7	7
Accounting Machinist (Female), Grade 1 ..	339- 657	3		5				1(mr)				6	6
Typist (Female) ..	339- 657	4		5				1		3		9	9
Clerical Assistant, Grade 1 ..	328- 798	5	4(3f)				1		2		7		7
Meter Reader, Grade 2 ..	926- 964		1								1		1
Meter Reader, Grade 1 ..	849- 926		3(1mr)				3(2mr)				6		6
<i>Auxiliary Division—</i>													
Assistant (Clerical) ..	200- 640	6	5		1						5	1	6
<i>Uncreated Positions—</i>													
Clerical Assistant (Female), Grade 1 ..	542- 644				3				8(1mr)		3		14
Storeman, Grade 1 ..	747- 798		2							1		3	3
Native Labour Overseer ..	849- 926				2(mr)		2		1(mr)		5		5

## APPENDIX II.—continued.

## I. PUBLIC SERVICE OF PAPUA AND NEW GUINEA: CLASSIFIED POSITIONS AND POSITIONS OCCUPIED AT 30TH JUNE, 1962—continued.

Classified Positions.		Positions Occupied.										Total.
Designation.	Salary Range.	Number of Positions.	Headquarters.		Papua.		New Guinea.		Unattached Officers.		Total.	
			Males.	Females.	Males.	Females.	Males.	Females.	Males.	Females.	Males.	Females.
	£											
<i>Department of the Treasury—continued.</i>												
<i>Taxation Branch—</i>												
<i>First Division—</i>												
Chief Collector	3,225	1	1								1	1
<i>Second Division—</i>												
Assistant Collector	2,299-2,488	1										
Supervisor (Assessors)	2,293-2,488	1										
Company Assessor	1,903-2,098		2								2	2
Assessor, Grade 5	1,903-2,098	3										
Assessor, Grade 4	1,628-1,848	3										
Business Investigator	1,628-1,848	1	1								1	1
Senior Clerk	1,628-1,848	1	1								1	1
Partnership Assessor	1,518-1,738		2								2	2
Assessor, Grade 3	1,518-1,738	2										
Clerk (Accounts)	1,518-1,738	1										
Prosecution and Defaults Officer	1,408-1,628	1										
Business Assessor	1,408-1,628		3								3	3
Assessor, Grade 2	1,408-1,628	3										
Assessor, Grade 1	1,298-1,518	4	1								1	1
Clerk	1,188-1,408	1										
Receiving and Paying Officer	968-1,188	1										
Clerk	968-1,188	1	3								3	3
Clerk	858-1,078	2	1								1	1
Clerk	499- 968	3	1								1	1
<i>Third Division—</i>												
Typist (Female) (Secretarial)	772- 848	1										
Native Settlement Overseer	665- 715		1 (mr)								1	1
Accounting Machinist, Grade 2	772	1										
Typist (Female)	339- 657	2		2							2	2
Clerical Assistant (Female), Grade 1	542- 644			5							1	6
<i>Third or Auxiliary Division—</i>												
Clerical Assistant, Grade 1	352- 798	4	3								3	3
Assistant (Clerical)	200- 640											
<i>Civic Service Branch—</i>												
<i>Second Division—</i>												
Chief of Division	2,423-2,618	1	1								1	1
Principal Librarian	1,628-1,848	1				1						1
Property Officer	1,518-1,738	1	1								1	1
Librarian	1,408-1,628	1				1						1
Clerk	1,078-1,298	2	1								1	3
Curator	1,188-1,408	4						3			3	3
Clerk	968-1,188	1								1		1
Librarian	858-1,408	2							2			2
Clerk	858-1,078	7	1								1	8
Clerk	499- 968	12	2	4			3	3			5	12
Assistant Librarian	455-1,188	1					1					1
Assistant Curator	968-1,188	1			1 (mr)						1	1
<i>Third Division—</i>												
Manager (Hostels)	1,436-1,550	1	1								1	1
Mess Supervisor, Grade 2	1,002-1,079	1										
Mess Supervisor, Grade 1	912- 964	6			1	4					1	5
Clerical Assistant, Grade 3	965- 772	1										
Housekeeper (Female), Grade 1	644	1										
Overseer (Labour)	849- 926	4			2 (mr)		2				4	4

## APPENDIX II.—continued.

## I. PUBLIC SERVICE OF PAPUA AND NEW GUINEA: CLASSIFIED POSITIONS AND POSITIONS OCCUPIED AT 30TH JUNE, 1962—continued.

Classified Positions.			Positions Occupied.										Total.	
Designation.	Salary Range.	Number of Positions.	Headquarters.		Papua.		New Guinea.		Unattached Officers.		Total.			
			Males.	Females.	Males.	Females.	Males.	Females.	Males.	Females.	Males.	Females.		
	£													
<i>Department of the Treasury—continued.</i>														
<i>Civil Services Branch—continued.</i>														
<i>Third Division—continued.</i>														
Clerical Assistant, Grade 1 ..	398- 798	1	1 (mr)	..	4 (2 mr)	..	3	..	..	..	..	8	..	8
Typist (Female) ..	354- 657	4	..	3	..	..	..	..	..	..	..	..	3	3
Clerical Assistant (Female), Grade 1 ..	348- 644	6	..	2	..	3	..	4	..	1	..	..	10	10
<i>Transport Branch—</i>														
<i>Second Division—</i>														
Chief Transport Officer ..	2,293-2,488	1	1	..	..	..	..	..	..	..	..	1	..	1
<i>Second or Third Division—</i>														
Transport Inspector ..	1,298-1,518	1	1	..	..	..	..	..	..	..	..	1	..	1
Transport Officer, Grade 2 ..	1,298-1,518	3	..	1	..	..	2	..	..	..	..	3	..	3
Transport Officer, Grade 1 ..	1,188-1,408	4	..	..	..	..	4	..	..	..	..	4	..	4
Assistant Transport Officer ..	1,078-1,298	3	..	..	1	..	1	..	..	..	..	2	..	2
<i>Second Division—</i>														
Clerk ..	858-1,078	3	..	..	1	..	..	1	..	..	..	2	..	2
Clerk ..	499- 968	4	..	..	1	..	1	1	..	..	..	2	1	3
<i>Third Division—</i>														
Maintenance Inspector ..	1,346-1,499	1	1	..	..	..	..	..	..	..	..	1	..	1
Foreman Mechanic, Grade 1 ..	1,270-1,308	3	..	..	1	..	2	..	..	..	..	3	..	3
Manager (Bus Service) ..	1,078-1,155	1	..	..	..	..	..	..	..	..	..	..	..	..
Senior Mechanic ..	1,002-1,040	8	..	..	2	..	7	..	..	..	..	9	..	9
Operations Supervisor ..	926-1,002	6	..	..	2	..	2 (1 a, 1 mr)	..	2	..	..	6	..	6
Instructor (Motor Driving) ..	926	..	..	..	..	..	..	..	..	..	..	..	..	..
Motor Mechanic ..	875- 926	29	..	..	10 (4 mr)	..	17 (2 mr)	..	..	..	..	27	..	27
Panel Beater (Spray Painter) ..	875- 926	2	..	..	1	..	1	..	..	..	..	2	..	2
Inspector (Buses) ..	798- 849	1	..	..	..	..	..	..	..	..	..	..	..	..
Storeman, Grade 2 ..	824- 849	1	..	..	1	..	..	..	..	..	..	1	..	1
Clerical Assistant, Grade 2 ..	798- 849	1	..	..	1	..	1	1	..	..	..	2	1	3
Storeman, Grade 1 ..	747- 798	3	..	..	1 (mr)	..	2	..	1 (mr)	..	..	4	..	4
Apprentice (Motor Mechanic) ..	241- 708	3	..	..	2	..	..	..	..	..	..	2	..	2
Typist (Female) ..	339- 657	2	..	1	..	1	..	..	..	..	..	2	..	2
Driver (Truck) ..	33	..	..	..	2 (mr)	..	..	..	..	..	..	2	..	2
Clerical Assistant, Grade 1 ..	696- 798	..	..	..	1	..	1 (mr)	..	..	..	..	2	..	2
Clerical Assistant (Female), Grade 1 ..	542- 644	..	..	..	..	..	..	4	..	1	..	..	5	5
<i>Auxiliary Division—</i>														
Assistant (Higher Technical) ..	200- 680	..	..	..	..	..	1	..	..	..	..	1	..	1
Assistant (Lower Technical) ..	200- 580	..	..	..	1	..	..	..	..	..	..	1	..	1
<i>Government Printing Office—</i>														
<i>Second Division—</i>														
Government Printer ..	2,163-2,358	1	1	..	..	..	..	..	..	..	..	1	..	1
Assistant Government Printer ..	1,518-1,738	1	1	..	..	..	..	..	..	..	..	1	..	1
Clerk ..	858-1,078	1	..	..	..	..	..	..	..	..	..	..	1	1
Clerk ..	499- 968	..	..	1	..	..	..	..	..	..	..	..	..	..
<i>Third Division—</i>														
Foreman (Printing), Grade 1 ..	1,270-1,308	3	3	..	..	..	..	..	..	..	..	3	..	3
Operator (Compositor) ..	1,053-1,104	2	3	..	..	..	..	..	..	..	..	3	..	3
Reader ..	1,015-1,066	2	2	..	..	..	..	..	..	..	..	2	..	2
Compositor ..	989-1,040	2	1	..	..	..	..	..	..	..	..	1	..	1



## APPENDIX II.—continued.

## I. PUBLIC SERVICE OF PAPUA AND NEW GUINEA: CLASSIFIED POSITIONS AND POSITIONS OCCUPIED AT 30TH JUNE, 1962—continued.

Classified Positions.			Positions Occupied.											
Designation.	Salary Range.	Number of Positions.	Headquarters.		Papua.		New Guinea.		Unattached Officers.		Total.		Total.	
			Males.	Fe-males.	Males.	Fe-males.	Males.	Fe-males.	Males.	Fe-males.	Males.	Fe-males.		
	£													
<i>Department of the Treasury—continued.</i>														
<i>Government Printing Office—continued.</i>														
<i>Third Division—continued.</i>														
Machinist .. .. .	989-1,040	3	3	..	..	..	..	..	..	..	..	3	..	3
Guillotine Operator .. .. .	989-1,040	1	1	..	..	..	..	..	..	..	..	1	..	1
Ruler Binder .. .. .	989-1,040	2	1	..	..	..	..	..	..	..	..	1	..	1
Storeholder .. .. .	900- 964	..	1	..	..	..	..	..	..	..	..	1	..	1
Clerical Assistant, Grade 3 .. .. .	849- 926	..	1 (mr)	..	..	..	..	..	..	..	..	1	..	1
Copy Holder .. .. .	785- 836	1	..	..	..	..	..	..	..	..	..	..	..	..
Typist (Female) .. .. .	339- 657	1	..	1	..	..	..	..	..	..	..	..	1	1
Clerical Assistant (Female), Grade 1 .. .. .	542- 644	..	..	1	..	..	..	..	..	..	..	..	1	1
Apprentice .. .. .	241- 708	2	1	..	..	..	..	..	..	..	..	1	..	1
<i>Auxiliary Division—</i>														
Assistant (Higher Technical) .. .. .	200- 680	20	18	1	..	..	..	..	..	..	..	18	1	19
<i>Stores and Supply Branch—</i>														
<i>Second Division—</i>														
Superintendent of Stores .. .. .	2,423-2,618	1	1	..	..	..	..	..	..	..	..	1	..	1
Assistant Superintendent .. .. .	1,738-1,968	1	1	..	..	..	..	..	..	..	..	1	..	1
Materials Inspection Officer .. .. .	1,518-1,738	1	1 (Syd)	..	..	..	..	..	..	..	..	1	..	1
Stores Officer, Grade 3 .. .. .	1,408-1,628	4	..	..	..	..	..	..	..	..	..	1	..	1
Senior Procurement Officer .. .. .	1,298-1,518	1	1	..	..	..	..	..	..	..	..	1	..	1
Stores Inspector .. .. .	1,298-1,518	2	1	..	..	..	1	..	..	..	..	2	..	2
Stores Officer, Grade 1 .. .. .	1,078-1,298	1	..	..	..	..	..	..	..	..	..	..	..	..
Clerk .. .. .	1,078-1,298	2	..	..	..	..	..	..	..	..	..	..	..	..
Clerk .. .. .	968-1,188	7	..	..	1	..	..	..	..	..	..	1	..	1
Clerk .. .. .	858-1,078	8	..	1	3	..	1	..	..	..	..	4	1	5
Clerk .. .. .	499- 968	10	1	2	..	..	3	1	1	..	..	5	3	8
<i>Third Division—</i>														
Foreman/Storeman, Grade 2 .. .. .	1,193	2	..	..	1	..	..	..	..	..	..	1	..	1
Foreman/Storeman, Grade 1 .. .. .	1,117	14	..	..	2	..	6	..	..	..	..	8	..	8
Foreman .. .. .	1,117	1	..	..	..	..	..	..	..	..	..	..	..	..
Storeholder .. .. .	900- 964	48	..	..	18 (2mr)	..	40 (3mr, 1a)	..	4	..	..	62	..	62
Clerical Assistant, Grade 2 .. .. .	798- 849	7	1	..	1	..	1	1	..	..	..	2	1	3
Despatch and Transit Officer .. .. .	900- 964	4	..	..	..	..	1	..	..	..	..	1	..	1
Fork Lift Driver .. .. .	785- 836	5	..	..	..	..	..	..	..	..	..	..	..	..
Storeman .. .. .	747- 798	8	..	..	5 (mr)	..	6 (5mr)	..	..	..	..	11	..	11
Clerical Assistant, Grade 1 .. .. .	352- 798	4	1	..	2 (mr)	..	1	..	1	..	..	5	..	5
Fork Lift Operator .. .. .	628- 669	..	..	..	3 (mr)	..	..	..	..	..	..	3	..	3
Typist .. .. .	339- 657	9	..	5	..	3	..	3	..	..	..	..	12	12
Clerical Assistant (Female), Grade 1 .. .. .	326- 644	8	..	2	..	4	..	11 (2mr)	..	6	..	..	23	23
<i>Auxiliary Division—</i>														
Assistant (Clerical) .. .. .	200- 640	1	..	..	2	..	..	..	..	..	..	2	..	2
Assistant (Lower Technical) .. .. .	200- 580	4	..	..	..	..	..	..	..	..	..	..	..	..
Assistant (Higher Technical) .. .. .	200- 680	..	..	..	4	..	1	..	..	..	..	5	..	5
<i>Fire Brigade Branch—</i>														
<i>Second or Third Division—</i>														
Chief Fire Officer .. .. .	1,518-1,738	1	1	..	..	..	..	..	..	..	..	1	..	1
<i>Third Division—</i>														
Station Officer .. .. .	1,668-1,206	4	..	..	2	..	2	..	..	..	..	4	..	4
Fire Officer .. .. .	1,028-1,066	3	..	..	1	..	2	..	..	..	..	3	..	3
			513	121	61	88	21	146	46	18	18	374	146	520



## APPENDIX II.—continued.

## I. PUBLIC SERVICE OF PAPUA AND NEW GUINEA: CLASSIFIED POSITIONS AND POSITIONS OCCUPIED AT 30TH JUNE, 1962—continued.

Classified Positions.			Positions Occupied.										
Designation.	Salary Range.	Number of Positions.	Headquarters.		Papua.		New Guinea.		Unattached Officers.		Total.		Total.
			Males.	Females.	Males.	Females.	Males.	Females.	Males.	Females.	Males.	Females.	
	£												
<i>Department of Public Health—continued.</i>													
<i>Mental Health Division—continued.</i>													
<i>Third Division—</i>													
Medical Assistant, Grade 1 ..	324- 977	4	..	..	..	..	..	..	..	..	..	..	..
Medical Assistant, Grade 1 ..	324- 977	2	..	..	..	..	..	..	..	..	..	..	..
Clerical Assistant, Grade 1 ..	328- 798	1	..	..	..	..	..	..	..	..	..	1	1
Clerical Assistant, Grade 1 ..	328- 798	1	..	..	..	..	1	..	..	..	..	1	1
Typist (Female) ..	354- 657	1	..	..	..	1	..	..	..	..	..	1	1
<i>Medical Statistics and Evaluation Section—</i>													
<i>Second Division—</i>													
Medical Officer, Grade 3 ..	2,878-3,138	1	1	..	..	..	..	..	..	..	1	..	1
Statistician (Designer)			..	..	..	..	..	..	..	..	..	..	..
Senior Research Officer, Grade 2 ..	2,033-2,228	1	..	..	..	..	..	..	..	..	..	..	..
Statistician (Evaluation)			..	..	..	..	..	..	..	..	..	..	..
Senior Research Officer, Grade 1 ..	1,628-1,968	1	..	..	..	..	..	..	..	..	..	..	..
Statistician (Compiler)			..	..	..	..	..	..	..	..	..	..	..
Research Officer, Grade 2 ..	1,518-1,738	1	..	..	..	..	..	..	..	..	..	..	..
Clerk (Statistics) ..	968-1,188	1	..	..	..	..	..	..	..	..	..	..	..
<i>Third Division—</i>													
Typist (Statistical) ..	772- 848	1	..	..	..	..	..	..	..	..	..	..	..
Machinist, Grade 1 ..	339- 657	1	..	..	..	..	..	..	..	..	..	..	..
<i>Preventive Medicine Division—</i>													
<i>Second Division—</i>													
Assistant Director ..	3,650	1	1	..	..	..	..	..	..	..	1	..	1
Specialist Medical Officer, Senior ..	3,650	3	2	..	..	..	..	..	..	..	2	..	2
Medical Officer, Grade 3 ..	3,008-3,268	2	..	..	..	..	1	..	..	..	1	..	1
Medical Officer, Grade 2 ..	2,878-3,138	4	..	..	..	..	2	..	..	..	2	..	2
Entomologist, Grade 2 ..	1,628-1,848	2	..	..	..	..	1	..	..	..	1	..	1
Parasitologist, Grade 2 ..	1,628-1,848	2	..	..	..	..	..	..	..	..	..	..	..
Malaria Control Officer	1,628-1,848	1	..	..	..	..	..	..	..	..	..	..	..
Entomologist (Female), Grade 2 ..	1,474-1,694	1	..	..	..	..	..	..	..	..	..	..	..
Clerk ..	1,298-1,518	1	1	..	..	..	..	..	..	..	1	..	1
<i>Second or Third Division—</i>													
Senior Instructor ..	1,408-1,628	1	..	..	..	..	..	..	..	..	..	..	..
Medical Assistant, Grade 2 ..	968-1,298	4	..	..	..	..	..	..	..	..	..	..	..
<i>Third Division—</i>													
Senior Health Inspector ..	1,436-1,512	1	1	..	..	..	..	..	..	..	1	..	1
Health Inspector, Grade 2 ..	1,257-1,397	9	..	..	1	..	3	..	..	..	4	..	4
Malaria Control Assistant, Grade 3 ..	1,257-1,397	1	..	..	..	..	..	..	..	..	..	..	..
Malaria Control Assistant, Grade 2 ..	1,117-1,232	5	..	..	..	..	4	..	..	..	4	..	4
Health Inspector, Grade 1 ..	1,117-1,232	6	..	..	2	..	4	..	3	..	9	..	9
Senior Radiographer, Grade 1 ..	1,091-1,168	4	..	..	..	..	..	..	..	..	..	..	..
Malaria Control Assistant, Grade 1 ..	951-1,028	15	..	..	2	..	9	..	6 (1mr)	..	17	..	17
Mess Supervisor ..	875- 900	1	..	..	..	..	..	..	..	..	..	..	..
Insecticide Machine Operator ..	849- 900	4	..	..	1 (mr)	..	4 (mr)	..	..	..	5	..	5
Typist ..	339- 657	2	..	..	..	1	..	..	1	..	..	2	2
<i>Auxiliary Division—</i>													
Assistant (Higher Technical) ..	200- 680	8	..	..	5	..	3	..	7	..	15	..	15
Assistant (Clerical) ..	200- 640	3	..	..	..	..	..	..	..	..	..	..	..
<i>Uncreated Positions—</i>													
Hygiene Assistants ..	271- 670	..	..	..	..	..	..	..	2 (mr)	..	2	..	2

APPENDIX II.—continued.

1. PUBLIC SERVICE OF PAPUA AND NEW GUINEA: CLASSIFIED POSITIONS AND POSITIONS OCCUPIED AT 30TH JUNE, 1962—continued.

Classified Positions.			Positions Occupied.										
Designation.	Salary Range.	Number of Positions.	Headquarters.		Papua.		New Guinea.		Unattached Officers.		Total.		Total.
			Males.	Fe-males.	Males.	Fe-males.	Males.	Fe-males.	Males.	Fe-males.	Males.	Fe-males.	
			£										
<i>Department of Public Health—continued.</i>													
<i>Medical Services Division—</i>													
<i>Second Division—</i>													
Assistant Director .. .. .	3,650	1	1								1		1
Senior Specialist Medical Officer ..	3,650	1	1								1		1
Medical Officer, Grade 3 (Hospital Superintendent) .. .. .	3,008-3,398	3					3				3		3
Specialist Medical Officer .. .. .	3,008-3,398	20			4	1	8				12	1	13
Senior Dental Officer .. .. .	2,878	1	1								1		1
Medical Officer, Grade 2 .. .. .	2,618-3,008	2											
Specialist Medical Officer .. .. .	2,553-2,878	1											
Dental Officer, Training .. .. .	2,293-2,488	1			1						1		1
Medical Officer, Grade 1 .. .. .	2,163-2,878	52			19	4	28	1	2		49	5	54
Dental Officer .. .. .	2,163-2,358	11			2	1	5	1			7	2	9
Supervising Pharmaceutical Services .. .. .	2,033-2,228	1	1								1		1
Pharmacist (Inspections) .. .. .	1,738-1,968	1	1								1		1
Biochemist, Grade 2 .. .. .	1,628-1,848	2											
Chemist, Grade 2 .. .. .	1,628-1,848	2											
Bacteriologist, Grade 2 .. .. .	1,628-1,848	2				1						1	1
Parasitologist, Grade 2 .. .. .	1,628-1,848	2											
Materials Inspection Officer .. .. .	1,628-1,848	1					1				1		1
Supply Officer (Pharmaceutical), Grade 2 .. .. .	1,628-1,848	3			1		2				3		3
Assistant Medical Officer, Grade 3 .. .. .	1,628-1,848	2											
Hospital Secretary .. .. .	1,518-1,738	2			1						1		1
Assistant Medical Officer, Grade 2 .. .. .	1,518-1,628	5											
Clerk .. .. .	1,298-1,518	2											
Supply Officer (Pharmaceutical), Grade 1 .. .. .	1,078-1,518	8			1	1	2	1			3	2	5
Assistant Medical Officer, Grade 1 .. .. .	968-1,518	25			8 (7 i, 1 mr)		4 (i)				12		12
Dietitian (Female) .. .. .	814-1,364	3											
Clerk .. .. .	968-1,188	8											
Clerk .. .. .	858-1,078	1											
Physiotherapist .. .. .	814-1,034	4				1		2				3	3
Clerk .. .. .	499- 968	10				2		4				6	6
<i>Second or Third Division—</i>													
Senior Medical Assistant (Inspections) .. .. .	1,408-1,628	4			2		2				4		4
Medical Assistant, Grade 3 .. .. .	1,298-1,518	27			9		16				25		25
Medical Assistant, Grade 2 .. .. .	968-1,298	91	2		12		37	1			51	1	52
<i>Third Division—</i>													
Senior X-ray Technician .. .. .	1,346-1,499	1			1						1		1
Manager Artificial Limb Factory .. .. .	1,308	1					1				1		1
X-ray Technician .. .. .	1,270-1,308	1			1						1		1
Senior Radiographer, Grade 3 .. .. .	1,244-1,321	1						1			1		1
Medical Technologist .. .. .	1,232-1,461	40			2	1	6	1			8	2	10
Senior Matron .. .. .	1,205-1,282	1		1								1	1
Senior Radiographer, Grade 2 .. .. .	1,168-1,244	6	1		3		2				2		2
Senior Radiographer, Grade 1 .. .. .	1,091-1,168	12										1	1
Radiotherapy Technician, Grade 2 .. .. .	1,091-1,168	1					1					1	1
Matron, Grade 2 .. .. .	1,014-1,090	3					1	2				3	3
Radiographer .. .. .	938-1,091	3											
Dental Mechanic .. .. .	938-1,015	8			2		5 (1mr)				7		7
Matron, Grade 1 .. .. .	937- 968	3						3				3	3
Technician (Hospital Equipment) .. .. .	926-1,002	1											
Storeholder .. .. .	900- 964	4			2		2				4		4

## APPENDIX II.—continued.

## I. PUBLIC SERVICE OF PAPUA AND NEW GUINEA: CLASSIFIED POSITIONS AND POSITIONS OCCUPIED AT 30TH JUNE, 1962—continued.

Classified Positions.			Positions Occupied.										
Designation.	Salary Range.	Number of Positions.	Headquarters.		Papua.		New Guinea.		Unattached Officers.		Total.		Total.
			Males.	Fe-males.	Males.	Fe-males.	Males.	Fe-males.	Males.	Fe-males.	Males.	Fe-males.	
	£												
<i>Department of Public Health—continued.</i>													
<i>Medical Service Division—Continued.</i>													
<i>Third Division—Continued.</i>													
Tutor Sister Dental .. .. .	912- 963	2	..	..	..	..	..	..	..	..	..	..	..
Senior Nurse .. .. .	823- 874	15	..	..	..	3	..	5	..	..	..	8	8
Storeman .. .. .	811- 862	6	..	..	2	..	4	..	8	..	14	..	14
Housekeeper, Grade 3 .. .. .	759- 810	1	..	..	..	1	..	..	..	..	..	1	1
Medical Assistant, Grade 1 .. ..	747- 977	61	..	..	25	..	36	..	5	4	66	4	70
Ambulance Attendant .. .. .	734- 785	3	..	..	..	..	..	..	..	..	..	..	..
Nurse .. .. .	695- 772	119	..	..	..	43	..	76	..	13	..	132	132
										7 mr)			
Housekeeper, Grade 2 .. .. .	695- 746	2	..	..	..	..	..	1	..	..	..	1	1
Housekeeper, Grade 1 .. .. .	644	3	..	..	..	1	..	2	..	5(1mr)	..	8	8
Kitchen Supervisor (Female) .. .	644	5	..	..	..	2(1mr)	..	2	..	..	..	4	4
Laundry Supervisor (Female) .. .	644	3	..	..	..	1	..	2	..	..	..	4	4
Dental Assistant (Female) .. .. .	593- 644	7	..	..	..	..	..	..	..	..	..	..	..
Typist (Female) .. .. .	399- 657	23	..	..	..	6	..	16	..	..	..	22	22
Clerical Assistant (Female), Grade 1	326- 644	18	..	..	..	5	..	13	1	33	1	51	52
										(3 mr)			
Clerical Assistant (Female), Grade 2	798- 849	..	..	..	..	..	..	..	2	3	2	3	5
Clerical Assistant, Grade 4 .. .. .	926- 954	..	..	..	..	..	..	..	1	..	..	1	1
Clerical Assistant, Grade 3 .. .. .	849- 876	..	..	..	..	..	..	..	..	4(1mr)	..	4	4
<i>Auxiliary Division—</i>													
Assistant (Higher Technical) .. .	200- 680	30	..	..	12	2	6	..	17	..	35	2	37
Assistant (Lower Technical) .. .	200- 570	1	..	..	1	..	..	..	..	..	1	..	1
Assistant (Clerical) .. .. .	200- 640	4	..	..	3	..	1	..	..	..	4	..	4
<i>Uncreated Positions—</i>													
Laboratory Assistant .. .. .	577- 702	..	..	..	..	..	..	..	1(mr)	..	1	..	1
Nursing Aide .. .. .	326- 644	..	..	..	..	..	..	..	..	4	..	4	4
										(3 mr)			
<i>Division of Infant, Child and Maternal Welfare—</i>													
<i>Second Division—</i>													
Assistant Director (Female) .. .	3,650	1	..	1	..	..	..	..	..	..	..	1	1
Medical Officer (Female), Grade 2	2,594-2,854	1	..	..	..	..	..	..	..	..	..	..	..
Pre-School Officer (Female) .. .	1,584-1,639	1	..	1	..	..	..	..	..	..	..	1	1
Assistant Pre-School Officer (Female) .. .. .	1,034-1,089	1	..	..	..	1	..	..	..	..	..	1	1
Pre-School Teacher (Female) .. .	814-1,034	13	..	..	..	5(3 a)	..	7(1 a)	..	6	..	18	18
<i>Third Division—</i>													
Administrative Sister .. .. .	937- 988	1	..	1	..	..	..	..	..	..	..	1	1
Supervisor (Infant Welfare) (Female)	937- 988	3	..	..	..	..	..	1	..	..	..	1	1
Senior Nurse .. .. .	823- 874	9	..	..	..	2	..	4	..	..	..	6	6
Nurse .. .. .	695- 772	69	..	..	..	18	..	20	..	..	..	38	38
Nurse (School Medical) .. .. .	695- 772	6	..	..	..	2	..	1	..	..	..	3	3
Clerical Assistant (Female), Grade 1	326- 644	3	..	..	..	3	..	..	..	..	..	3	3
<i>Auxiliary Division—</i>													
Assistant (Higher Technical) .. .	200- 680	1	..	..	..	..	..	..	..	..	..	..	..
<i>Training Division—</i>													
<i>Second Division—</i>													
Assistant Director .. .. .	3,650	1	1	..	..	..	..	..	..	..	1	..	1
Librarian .. .. .	858-1,408	1	..	1	..	..	..	..	..	..	..	1	1
Cadet Medical Officer .. .. .	499- 968	40	37	1	..	..	..	..	..	..	37	1	38
Cadet Medical Assistant .. .. .	499- 968	13	..	..	1	..	..	..	1	..	2	..	2

APPENDIX II.—continued.

1. PUBLIC SERVICE OF PAPUA AND NEW GUINEA: CLASSIFIED POSITIONS AND POSITIONS OCCUPIED AT 30TH JUNE, 1962—continued.

Classified Positions.			Positions Occupied.										
Designation.	Salary Range.	Number of Positions.	Headquarters.		Papua.		New Guinea.		Unattached Officers.		Total.		Total.
			Males.	Females.	Males.	Females.	Males.	Females.	Males.	Females.	Males.	Females.	
	£												
<i>Department of Public Health—continued.</i>													
<i>Training Division—continued.</i>													
<i>Second or Third Division—</i>													
Senior Medical Assistant Training	1,408-1,628	1	..	..	1	..	..	..	..	..	1	..	1
Instructor .. .. .	1,298-1,518	9	..	..	2	1	1	..	..	..	3	1	4
<i>Third Division—</i>													
Tutor Sister .. .. .	912- 963	1	..	..	..	..	..	1	..	..	..	1	1
Clerical Assistant (Female), Grade 2	644- 695	1	..	..	..	..	..	..	..	..	..	..	..
Clerical Assistant (Female), Grade 1	326- 644	1	..	..	..	1 (i)	..	..	..	..	..	1	1
<i>Auxiliary Division—</i>													
Assistant (Higher Technical) ..	200- 680	3	..	..	3	..	..	..	9	..	12	..	12
<i>Medical Research—</i>													
<i>Second Division—</i>													
Assistant Director .. .. .	3,650	1	1	..	..	..	..	..	..	..	1	..	1
Specialist Medical Officer .. ..	3,008-3,398	1	..	..	..	..	..	..	..	..	..	..	..
Medical Officer (Research) .. ..	2,878-3,398	3	..	..	..	..	2	..	..	..	2	..	2
Medical Officer, Grade 1 .. .. .	2,163-2,878	1	..	..	..	..	..	..	..	..	..	..	..
Nutritionist Biochemist .. .. .	1,628-1,848	1	..	..	..	1	..	..	..	..	..	1	1
Senior Medical Assistant (Research)	1,408-1,628	1	..	..	..	..	..	..	..	..	..	..	..
<i>Third Division—</i>													
Medical Technologist .. .. .	1,232-1,461	4	..	..	..	..	1	..	..	..	1	..	1
Clerical Assistant, Grade I .. ..	352- 798	3	..	..	..	1	..	2	..	..	..	3	3
Typist (Female) .. .. .	339- 657	1	..	..	..	1	..	..	..	..	..	1	1
		1,052	75	22	138	119	215	170	67	80	495	391	886

*Department of Native Affairs.*

<i>Administrative Division—</i>													
<i>First Division—</i>													
Director .. .. .	3,660	1	1	..	..	..	..	..	..	..	1	..	1
<i>Second Division—</i>													
District Inspector .. .. .	2,293-2,488	3	3	..	..	..	..	..	..	..	3	..	3
Senior Administrative Officer .. ..	2,163-2,358	1	..	..	..	..	..	..	..	..	..	..	..
District Officer (Relief) .. .. .	2,293-2,488	2	..	..	..	..	1	..	1	..	2	..	2
Assistant District Officer, Grade 2 (Relief) .. .. .	2,033-2,228	5	..	..	1	..	3	..	..	..	4	..	4
Administrative Officer .. .. .	1,628-1,848	1	1	..	..	..	..	..	..	..	1	..	1
Assistant District Officer, Grade I ..	1,738-1,968	8	..	..	3	..	5	..	2	..	10	..	10
Clerk Accounts .. .. .	1,518-1,738	1	1	..	..	..	..	..	..	..	1	..	1
Clerk .. .. .	1,078-1,298	2	..	..	..	..	..	..	..	..	17	..	17
Patrol Officer, Grade I (Relief) .. ..	968-1,408	28	..	..	7	..	9	..	1	..	1	..	1
Clerk .. .. .	968-1,188	2	1	..	..	..	..	..	..	..	..	1	1
Clerk .. .. .	858-1,078	2	..	1	..	..	..	..	..	..	..	1	1
Clerk .. .. .	499- 968	8	..	..	..	..	..	..	..	..	..	..	..
<i>Third Division—</i>													
Supervisor (Relief) .. .. .	989-1,104	1	..	..	1	..	..	..	..	..	1	..	1
Typist-in-charge .. .. .	886	1	..	1	..	..	..	..	..	..	..	1	1
Overseer (Relief) .. .. .	849- 926	2	..	..	..	..	..	..	..	..	..	1	1
Typist (Secretarial) .. .. .	772- 848	1	..	1	..	..	..	..	..	..	2	..	2
Typist .. .. .	339- 657	3	..	2	..	..	..	1	..	..	3	..	3
Typist (Relief) .. .. .	339- 657	4	..	2	..	..	..	..	..	..	..	..	..
<i>Auxiliary Division—</i>													
Assistant (Clerical) .. .. .	200- 640	6	2	..	..	..	..	..	..	..	2	..	2

## APPENDIX II.—continued.

## 1. PUBLIC SERVICE OF PAPUA AND NEW GUINEA: CLASSIFIED POSITIONS AND POSITIONS OCCUPIED AT 30TH JUNE, 1962—continued.

Classified Positions.			Positions Occupied.										Total.	
Designation.	Salary Range.	Number of Positions.	Headquarters.		Papua.		New Guinea.		Unattached Officers.		Total.			
			Males.	Females.	Males.	Females.	Males.	Females.	Males.	Females.	Males.	Females.		
	£													
<i>Department of Native Affairs—continued.</i>														
<i>Government and Research Division—</i>														
<i>Second Division—</i>														
Chief of Division .. .. .	2,553-2,878	1	1	..	..	..	..	..	..	..	..	1	..	1
Anthropologist (Male) .. .. .	2,163-2,358	1	1	..	..	..	..	..	..	..	..	1	..	1
Executive Officer (Lands) .. .. .	2,293-2,488	1	1	..	..	..	..	..	..	..	..	1	..	1
Executive Officer (Field Administration) .. .. .	2,293-2,488	1	1	..	..	..	..	..	..	..	..	1	..	1
Anthropologist (Female) .. .. .	1,474-1,694	1	..	..	..	..	..	..	..	..	..	..	..	..
Patrol Officer, Grade 2 (Lands) .. .. .	1,408-1,738	1	1	..	..	..	..	..	..	..	..	1	..	1
Clerk .. .. .	858-1,078	1	..	1	..	..	..	..	..	..	..	..	1	1
<i>Auxiliary Division—</i>														
Assistant (Clerical) .. .. .	200- 635	1	2	..	1	..	..	..	..	..	..	3	..	3
Assistant (Higher Technical) .. .. .	200- 665	3	..	..	..	..	..	..	..	..	..	..	..	..
<i>Development and Welfare Division—</i>														
<i>Second Division—</i>														
Chief of Division .. .. .	2,748-3,138	1	1	..	..	..	..	..	..	..	..	1	..	1
Executive Officer (Social Development) .. .. .	2,423-2,618	1	1	..	..	..	..	..	..	..	..	1	..	1
Executive Officer (Local Government) .. .. .	2,423-2,618	1	1	..	..	..	..	..	..	..	..	1	..	1
Youthwork Organizer (Male) .. .. .	1,903-2,098	1	..	..	..	..	..	..	..	..	..	..	..	..
Senior Welfare Officer (Female) .. .. .	1,749-1,944	1	..	1	..	..	..	..	..	..	..	..	1	1
Assistant District Officer, Grade 2 (Local Government) .. .. .	2,033-2,228	7	1	..	3	..	2	..	..	..	..	6	..	6
Assistant District Officer, Grade 1 (Local Government) .. .. .	1,738-1,968	7	..	..	3	..	4	..	..	..	..	7	..	7
Homecraft Officer (Female) .. .. .	1,474-1,694	1	..	..	..	..	..	..	..	..	..	..	..	..
Welfare Officer (Male) .. .. .	1,408-1,628	15	..	..	3	..	4	..	..	..	..	7	..	7
Welfare Officer (Female) .. .. .	1,254-1,474	15	..	..	..	4	..	5	..	..	..	..	9	9
<i>Third Division—</i>														
Supervisor (Female), Hostels .. .. .	784- 861	1	..	..	..	1	..	..	..	..	..	..	1	1
Assistant Welfare Officer, (Male) .. .. .	324- 875	6	..	..	..	..	..	..	..	..	..	..	..	..
Assistant Welfare Officer (Female) .. .. .	324- 721	8	..	..	..	..	..	..	..	..	..	..	..	..
Assistant Welfare Officer in training (Male) .. .. .	324- 747	6	..	..	..	..	..	..	..	..	..	..	..	..
Assistant Welfare Officer in training (Female) .. .. .	324- 593	8	..	..	..	..	..	..	..	..	..	..	..	..
<i>Auxiliary Division—</i>														
Assistant (Clerical) .. .. .	200- 640	31	..	..	5	1	10	..	..	..	..	15	1	16
<i>Field Staff—</i>														
<i>Second Division—</i>														
District Officer .. .. .	2,293-2,488	18	1	..	8	..	8	..	1	..	..	18	..	18
Assistant District Officer, Grade 2 .. .. .	2,033-2,228	25	1	..	6	..	17	..	2	..	..	26	..	26
Assistant District Officer, Grade 1 .. .. .	1,738-1,968	40	..	..	17	..	23	..	..	..	..	40	..	40
Accounts Officer .. .. .	1,408-1,628	1	..	..	..	..	1	..	..	..	..	1	..	1
Assistant Accounts Officer .. .. .	1,188-1,408	1	..	..	..	..	..	1	..	..	..	1	..	1
Patrol Officer, Grade 2 .. .. .	1,408-1,738	97	..	..	32	..	62	..	3	..	..	97	..	97
Patrol Officer, Grade 2 .. .. .	1,408-1,738	48	..	..	1	..	..	..	..	..	..	1	..	1
Patrol Officer, Grade 1 .. .. .	968-1,408	108	..	..	20	..	35	..	22	..	..	77	..	77
Clerk .. .. .	1,298-1,518	10	1	..	1	..	7	..	..	..	..	9	..	9
Clerk .. .. .	1,078-1,298	15	..	..	4	..	4	..	1	..	..	8	1	9
Clerk .. .. .	858-1,078	19	..	1	4	..	7	..	5	..	..	11	6	17
Clerical Assistant, Grade 3 .. .. .	849- 926	18	..	..	..	..	..	..	..	..	..	..	..	..
Cadet Patrol Officer .. .. .	499- 968	105	..	..	30	..	57(i)	..	2	..	..	89(i)	..	89

## APPENDIX II.—continued.

## I. PUBLIC SERVICE OF PAPUA AND NEW GUINEA: CLASSIFIED POSITIONS AND POSITIONS OCCUPIED AT 30TH JUNE, 1962—continued.

Classified Positions.			Positions Occupied.											
Designation.	Salary Range.	Number of Positions.	Headquarters.		Papua.		New Guinea.		Unattached Officers.		Total.		Total.	
			Males.	Females.	Males.	Females.	Males.	Females.	Males.	Females.	Males.	Females.		
	£													
<i>Department of Native Affairs—continued.</i>														
<i>Field Staff—continued.</i>														
<i>Third Division—</i>														
Supervisor (Labour) .. .. .	989-1,104	5	..	..	..	..	4	..	..	..	..	4	..	4
Overseer (Labour) .. .. .	849- 926	12	..	..	..	..	1	..	..	..	..	1	..	1
Assistant Patrol Officer .. .. .	324- 875	12	..	..	..	..	..	..	..	..	..	..	..	..
Assistant Patrol Officer in training	324- 747	12	..	..	..	..	6(i)	..	..	1	..	7	..	7
Typist .. .. .	339- 657	17	..	..	..	6	..	10	..	..	..	16	..	16
<i>Auxiliary Division—</i>														
Assistant (Clerical) .. .. .	200- 640	41	..	..	15	..	10	..	..	..	..	25	..	25
<i>Mixed Race Employees—No positions</i>														
Temporary Exempt Employees—	..	..	1	..	3	..	3	..	..	..	..	7	..	7
No positions .. .. .	849- 926	..	2	..	5	..	5	..	..	..	..	12	..	12
		807	26	10	173	12	292	23	35	..	..	526	45	571
<i>Department of Labour.</i>														
<i>First Division—</i>														
Secretary .. .. .	3,450	1	1	..	..	..	..	..	..	..	..	1	..	1
<i>Second Division—</i>														
Assistant Secretary (Chief of Division)	2,748-3,138	1	..	..	..	..	..	..	..	..	..	..	..	..
Assistant Secretary (Chief of Division)	2,553-2,878	1	..	1	..	..	..	..	..	..	..	1	..	1
Assistant Secretary (Chief of Division)	2,423-2,618	1	..	..	..	..	..	..	..	..	..	..	..	..
Industrial Organization Officer .. .. .	2,423-2,618	1	1	..	..	..	..	..	..	..	..	1	..	1
Senior Labour Inspector .. .. .	1,903-2,098	1	..	1	..	..	..	..	..	..	..	1	..	1
Regional Labour Officer .. .. .	2,163-2,858	3	..	..	1	..	..	..	..	..	..	1	..	1
Research and Projects Officer .. .. .	2,163-2,358	1	..	..	..	..	..	..	..	..	..	..	..	..
Safety Engineer .. .. .	2,033-2,228	1	..	..	..	..	..	..	..	..	..	..	..	..
Executive Officer .. .. .	1,903-2,098	1	1	..	..	..	..	..	..	..	..	1	..	1
Projects Officer .. .. .	1,628-1,848	1	..	..	..	..	..	..	..	..	..	..	..	..
Administrative Officer .. .. .	1,628-1,848	1	..	1	..	..	..	..	..	..	..	1	..	1
Registry Officer .. .. .	1,518-1,738	1	1	..	..	..	..	..	..	..	..	1	..	1
Senior Clerk .. .. .	1,518-1,738	1	1	..	..	..	..	..	..	..	..	..	..	..
Inspector (Job Contracts) .. .. .	1,408-1,628	1	..	..	..	..	..	..	..	..	..	1	..	1
Clerk .. .. .	1,298-1,518	1	1	..	..	..	..	..	..	..	..	1	..	1
Clerk .. .. .	1,188-1,408	1	1	..	..	..	..	..	..	..	..	3	..	3
Employment Officer, Grade 2 .. .. .	1,188-1,408	4	..	..	1	..	..	2	..	..	..	1	..	1
Clerk .. .. .	1,078-1,298	2	1	..	..	..	..	..	..	..	..	1	..	1
Clerk .. .. .	968-1,188	1	..	..	..	..	..	..	..	..	..	8	..	8
Employment Officer, Grade 1 .. .. .	968-1,188	15	..	..	..	..	8	..	..	..	..	1	..	1
Clerk .. .. .	499- 968	2	1	..	..	..	..	..	..	..	..	..	..	..
<i>Second or Third Division—</i>														
Labour Inspector .. .. .	1,408-1,628	19	2	..	3	..	10	..	1	..	..	16	..	16
<i>Third Division—</i>														
Typist (Female) (Secretarial) .. .. .	772- 848	1	..	1	..	..	..	..	..	..	..	..	1	1
Clerical Assistant, Grade 1 .. .. .	352- 798	4	..	2	..	1	..	..	..	..	..	3	..	3
Typist (Female) .. .. .	339- 657	4	..	4	..	..	..	..	..	..	..	4	..	4
Industrial Organizations Assistant .. .. .	324- 875	1	..	..	..	..	..	..	..	..	..	..	..	..
<i>Auxiliary Division—</i>														
Assistant (Clerical) .. .. .	200- 635	5	5	..	..	..	..	..	..	..	..	5	..	5
<i>Unattached—</i>														
Clerk .. .. .	1,408-1,628	..	..	..	..	..	..	..	2	..	..	2	..	2
		77	19	7	5	1	20	..	3	..	..	47	8	55



## APPENDIX II.—continued.

## I. PUBLIC SERVICE OF PAPUA AND NEW GUINEA: CLASSIFIED POSITIONS AND POSITIONS OCCUPIED AT 30TH JUNE, 1962—continued.

Classified Positions.			Positions Occupied.											
Designation.	Salary Range.	Number of Positions.	Headquarters.		Papua.		New Guinea.		Unattached Officers.		Total.		Total.	
			Males.	Females.	Males.	Females.	Males.	Females.	Males.	Females.	Males.	Females.		
	E													
<i>Department of Law.</i>														
<i>Executive Branch—</i>														
<i>First Division—</i>														
Secretary .. .. .	3,660	1	1	..	..	..	..	..	..	..	..	1	..	1
<i>Second Division—</i>														
Assistant Secretary (Executive) ..	2,553-2,878	1	1	..	..	..	..	..	..	..	..	1	..	1
Courts Adviser .. .. .	2,423-2,618	1	..	..	..	..	..	..	..	..	..	..	..	..
Law Revision Officer .. .. .	2,423-2,618	1	..	..	..	..	..	..	..	..	..	..	..	..
Registrar (Supreme Court) .. .. .	2,293-2,488	1	1	..	..	..	..	..	..	..	..	1	..	1
Deputy Registrar (Supreme Court) ..	2,163-2,358	1	..	..	..	..	..	..	..	..	..	..	..	..
Registrar-General .. .. .	2,033-2,228	1	1	..	..	..	..	..	..	..	..	1	..	1
Public Curator .. .. .	1,903-2,098	1	1	..	..	..	..	..	..	..	..	1	..	1
Legal Officer, Grade 2 .. .. .	1,848-2,033	7	2	..	..	..	..	..	..	..	..	2	..	2
Administrative Officer .. .. .	1,628-1,848	1	1	..	..	..	..	..	..	..	..	1	..	1
Draftsman, Grade 2 .. .. .	1,628-1,848	3	3	..	..	..	..	..	..	..	..	3	..	3
Legal Officer, Grade 1 .. .. .	999-1,793	1	..	..	..	..	..	..	..	..	..	..	..	..
Deputy Public Curator .. .. .	1,518-1,738	1	1	..	..	..	..	..	..	..	..	1	..	1
Deputy Registrar-General .. .. .	1,518-1,738	1	..	..	..	..	..	..	..	..	..	..	..	..
Draftsman, Grade 1 .. .. .	968-1,628	1	..	1	..	..	..	..	..	..	..	..	1	1
Clerk .. .. .	1,298-1,518	1	1	..	..	..	..	..	..	..	..	1	..	1
Clerk .. .. .	1,188-1,408	1	1	..	..	..	..	..	..	..	..	1	..	1
Librarian .. .. .	858-1,408	1	1	..	..	..	..	..	..	..	..	1	..	1
Clerk .. .. .	1,078-1,298	1	1	..	..	..	..	..	..	..	..	1	..	1
Inspector .. .. .	1,078-1,298	1	1	..	..	..	..	..	..	..	..	1	..	1
Clerk .. .. .	968-1,188	2	1	1	..	..	..	..	..	..	..	1	1	2
Clerk .. .. .	858-1,078	2	1	..	..	..	..	..	..	..	..	1	..	1
Clerk .. .. .	499- 968	4	..	3	..	..	..	..	..	..	..	..	3	3
<i>Third Division—</i>														
Field Officers (Land Titles) .. .. .	1,002-1,232	12	..	..	..	..	..	..	..	..	..	..	..	..
Drafting Assistant, Grade 1 .. .. .	324- 931	2	..	..	..	..	..	..	..	..	..	..	..	..
Steno-Secretary (Female) .. .. .	861- 937	1	..	1	..	..	..	..	..	..	..	..	..	..
Assistant Field Officer .. .. .	324- 875	7	..	..	..	..	..	..	..	..	..	..	..	..
Typist (Female), Secretarial .. .. .	772- 848	2	..	2	..	..	..	..	..	..	..	2	..	2
Clerical Assistant, Grade 1 .. .. .	352- 798	1	..	1	..	..	..	..	..	..	..	1	..	1
Assistant Field Officer in training ..	324- 747	7	..	..	..	..	..	..	..	..	..	..	..	..
Drafting Assistant in training .. .. .	324- 747	2	..	..	..	..	..	..	..	..	..	..	..	..
Typist (Female) .. .. .	339- 657	9	..	9	..	..	..	..	..	1	..	10	..	10
<i>Auxiliary Division—</i>														
Assistant (Clerical) .. .. .	200- 640	3	3	..	..	..	..	..	..	..	..	3	..	3
<i>Advisings and Prosecutions—</i>														
<i>Second Division—</i>														
Crown Solicitor .. .. .	3,008-3,398	1	1	..	..	..	..	..	..	..	..	1	..	1
Principal Legal Officer .. .. .	2,553-2,878	1	1	..	..	..	..	..	..	..	..	1	..	1
Chief Crown Prosecutor .. .. .	2,553-2,878	1	1	..	..	..	..	..	..	..	..	1	..	1
District Legal Officer .. .. .	2,423-2,618	1	..	..	..	..	1	..	..	..	..	1	..	1
Senior Legal Officer .. .. .	2,293-2,488	2	2	..	..	..	..	..	..	..	..	4	..	4
Crown Prosecutor .. .. .	2,293-2,488	4	4	..	..	..	..	..	..	..	..	3	..	3
Legal Officer, Grade 3 .. .. .	2,163-2,358	4	3	..	..	..	..	..	..	..	..	..	..	..
Legal Officer, Grade 2 .. .. .	1,848-2,033	1	..	..	..	..	..	..	..	..	..	..	..	..
Legal Officer, Grade 1 .. .. .	999-1,793	1	..	..	..	..	..	..	..	..	..	..	..	..
<i>Third Division—</i>														
Typist (Female) .. .. .	339- 657	4	..	2	..	..	..	1	..	..	..	..	3	3

## APPENDIX II.—continued.

## I. PUBLIC SERVICE OF PAPUA AND NEW GUINEA: CLASSIFIED POSITIONS AND POSITIONS OCCUPIED AT 30TH JUNE, 1962—continued.

Classified Positions.			Positions Occupied.											
Designation.	Salary Range.	Number of Positions.	Headquarters.		Papua.		New Guinea.		Unattached Officers.		Total.		Total.	
			Males.	Fe-males.	Males.	Fe-males.	Males.	Fe-males.	Males.	Fe-males.	Males.	Fe-males.		
	£													
<i>Department of Law—continued.</i>														
<i>Legislative Draftsman's Office—</i>														
<i>Second Division—</i>														
Legislative Draftsman .. .. .	2,748-3,138	1	1	..	..	..	..	..	..	..	..	1	..	1
Assistant Legislative Draftsman ..	2,423-2,618	1	..	..	..	..	..	..	..	..	..	..	..	..
Legal Officer, Grade 2 .. .. .	1,848-2,033	4	..	..	..	..	..	..	..	..	..	..	..	..
Legal Officer, Grade 1 .. .. .	449-1,793	1	1	..	..	..	..	..	..	..	..	1	..	1
Legislative and Publications Officer	1,518-1,783	1	1	..	..	..	..	..	..	..	..	1	..	1
Clerk .. .. .	1,078-1,298	1	..	1	..	..	..	..	..	..	..	..	1	1
Clerk .. .. .	858-1,078	1	..	1	..	..	..	..	..	..	..	..	1	1
<i>Third Division—</i>														
Typist (Female), Secretarial .. ..	772- 848	1	..	1	..	..	..	..	..	..	..	..	1	1
Typist (Female) .. .. .	339- 657	2	..	2	..	..	..	..	..	..	..	..	2	2
<i>Public Solicitor's Office—</i>														
<i>Second Division—</i>														
Public Solicitor .. .. .	2,748-3,138	1	1	..	..	..	..	..	..	..	..	1	..	1
Deputy Public Solicitor .. .. .	2,358-2,553	2	1	..	..	..	..	..	..	..	..	1	..	1
Defending Officer .. .. .	2,293-2,488	5	4	..	..	..	..	..	..	..	..	4	..	4
Legal Officer, Grade 3 .. .. .	2,163-2,358	1	..	..	..	..	..	..	..	..	..	..	..	..
Clerk .. .. .	1,078-1,298	1	1	..	..	..	..	..	..	..	..	1	..	1
<i>Third Division—</i>														
Clerical Assistant, Grade 3 .. .. .	849- 926	1	..	..	..	..	..	..	..	..	..	..	..	..
Clerical Assistant, Grade 1 .. .. .	352- 798	1	1	..	..	..	..	..	..	..	..	1	..	1
Typist (Female) .. .. .	339- 657	2	..	2	..	..	..	..	..	..	..	..	2	2
<i>Magisterial—</i>														
<i>Second Division—</i>														
Magistrate .. .. .	2,748-3,138	6	1	..	1	..	4	..	..	..	..	6	..	6
Magistrate .. .. .	2,293-2,488	1	..	..	..	..	1	..	..	..	..	1	..	1
Clerk .. .. .	499- 968	1	..	..	..	1	..	..	..	..	..	..	1	1
<i>Third Division—</i>														
Typist (Female), Secretarial .. ..	772- 848	6	..	..	..	1	..	..	..	4	..	..	5	5
<i>Auxiliary Division—</i>														
Assistant (Clerical) .. .. .	200- 640	1	..	..	1	..	..	..	..	1	1	1	1	2
<i>Corrective Institutions Branch—</i>														
<i>Second Division—</i>														
Controller .. .. .	2,423-2,618	1	1	..	..	..	..	..	..	..	..	1	..	1
Inspector .. .. .	1,518-1,738	1	..	..	..	..	..	..	..	..	..	..	..	..
Clerk .. .. .	968-1,188	1	1	..	..	..	..	..	..	..	..	1	..	1
<i>Second or Third Division—</i>														
Superintendent, Grade 2 .. .. .	1,518-1,738	5	..	..	1	..	3	..	..	..	..	4	..	4
Superintendent, Grade 1 .. .. .	1,298-1,518	2	..	..	..	..	1	..	..	..	..	1	..	1
Assistant Superintendent .. .. .	968-1,188	22	..	..	2	..	5	..	..	..	..	7	..	7
<i>Third Division—</i>														
Instructor .. .. .	1,002-1,079	6	..	..	1	..	..	..	..	..	..	1	..	1
Typist (Female) .. .. .	339- 657	1	..	1	..	..	..	..	..	..	..	..	1	1
Clerical Assistant, Grade 1 .. .. .	352- 798	1	..	..	..	..	..	..	..	..	..	..	..	..
		184	48	28	6	2	15	1	..	7	69	38	107	

## APPENDIX II.—continued.

## 1. PUBLIC SERVICE OF PAPUA AND NEW GUINEA: CLASSIFIED POSITIONS AND POSITIONS OCCUPIED AT 30TH JUNE, 1962—continued.

Classified Positions.			Positions Occupied.										
Designation.	Salary Range.	Number of Positions.	Headquarters.		Papua.		New Guinea.		Unattached Officers.		Total.		Total.
			Males.	Females.	Males.	Females.	Males.	Females.	Males.	Females.	Males.	Females.	
	£												
<i>Department of Education.</i>													
<i>Administrative Division—</i>													
<i>First Division—</i>													
Director .. .. .	3,660	1	1	..	..	..	..	..	..	..	1	..	1
Deputy Director .. .. .	3,450	1	1	..	..	..	..	..	..	..	1	..	1
<i>Second Division—</i>													
Inspector .. .. .	2,163-2,358	6	4	..	..	..	..	1	..	..	5	..	5
District Education Officer, Grade 2 .. .. .	2,163-2,358	8	1	..	1	..	6	..	..	..	8	..	8
Executive Officer .. .. .	2,033-2,228	1	..	..	..	..	..	..	..	..	..	..	..
Inspector .. .. .	2,009-2,204	1	..	..	..	..	1	..	..	..	..	1	1
District Education Officer, Grade 1 .. .. .	1,903-2,098	17	..	..	3	..	9	..	3	..	15	..	15
Administrative Officer .. .. .	1,628-1,848	1	1	..	..	..	..	..	..	..	1	..	1
Clerk (Accounts) .. .. .	1,518-1,738	1	1	..	..	..	..	..	..	..	1	..	1
Registrar .. .. .	1,298-1,518	1	1	..	..	..	..	..	..	..	1	..	1
Clerk (Staff) .. .. .	1,188-1,408	1	1	..	..	..	..	..	..	..	1	..	1
Clerk (Records) .. .. .	968-1,188	1	..	1	..	..	..	..	..	..	..	1	1
Clerk (Examinations) .. .. .	968-1,188	1	..	1	..	..	..	..	..	..	..	1	1
Librarian .. .. .	858-1,408	1	..	1	..	..	..	..	..	..	..	1	1
Clerk .. .. .	858-1,078	6	3	..	..	..	..	1	2	..	4	2	6
Clerk .. .. .	499- 968	10	3	1	1	2	1	1	4	..	6	8	14
Clerk (Relief) .. .. .	499- 968	4	..	..	..	..	..	4(2mr)	..	..	4(2mr)	..	4(2mr)
<i>Third Division—</i>													
Typist-in-charge .. .. .	886	1	..	1	..	..	..	..	..	..	..	1	1
Typist (Secretarial) .. .. .	772- 848	1	..	..	..	..	..	..	..	1	..	1	1
Typist .. .. .	354- 657	16	..	6	..	4	..	6	..	..	..	16	16
Clerical Assistant, Grade 2 .. .. .	798- 849	4	..	..	..	..	2(mr)	..	2(mr)	1	4(mr)	1	5
Clerical Assistant, Grade 1 .. .. .	352- 798	2	1	..	1	..	..	..	..	3	2	3	5
<i>Auxiliary Division—</i>													
Assistant (Clerical) .. .. .	200- 640	20	8	1	4	..	3	..	..	..	15	1	16
<i>Primary Education—</i>													
<i>Second Division—</i>													
Chief of Division .. .. .	2,423-2,618	1	1	..	..	..	..	..	..	..	1	..	1
Superintendent .. .. .	2,293-2,488	1	..	..	..	..	..	..	..	..	..	..	..
Education Officer, Grade 3 .. .. .	1,903-2,098	9	1	..	1	2	3	1	..	..	5	3	8
Education Officer, Grade 2 .. .. .	1,628-1,848	104	1	..	16	2	17	5	1	1	35	8	43
Artist .. .. .	1,518-1,738	..	..	..	..	..	..	..	..	..	..	..	..
Clerk .. .. .	1,408-1,628	1	..	..	..	..	..	..	..	1	..	1	1
Education Officer, Grade 1 .. .. .	968-1,628	566	..	..	56	66	86	84	2	1	144	151	295
<i>Third Division—</i>													
Teacher, Grade 1 .. .. .	858-1,518	120	..	..	35	..	77	2(1a)	..	..	112	2(1a)	114
Assistant Education Officer, Grade 1 .. .. .	324- 951	10	..	..	4(i)	..	6(i)	..	5(i)	1(i)	15(i)	1(i)	16(i)
Instructress .. .. .	326- 644	10	..	..	..	1	..	2	..	..	..	3	3
<i>Auxiliary Division—</i>													
Assistant (Teaching) .. .. .	200- 740	355	..	..	105	5	174	3	..	..	279	8	287
<i>Teacher Training—</i>													
<i>Second Division</i>													
Chief of Division .. .. .	2,423-2,618	1	1	..	..	..	..	..	..	..	1	..	1
Principal .. .. .	2,423-2,618	2	..	..	..	..	..	..	..	..	..	..	..
Principal .. .. .	2,163-2,358	2	..	..	..	..	..	..	..	..	..	..	..
Senior Lecturer .. .. .	2,033-2,228	12	..	..	1	..	4	..	..	..	5	..	5
Lecturer .. .. .	1,738-1,968	41	..	..	..	..	..	..	..	..	..	..	..
Clerk .. .. .	858-1,078	1	1	..	..	..	..	..	..	..	1	..	1
Cadet Education Officer .. .. .	499- 968	200	76	35	..	..	..	..	..	..	76	35	111
<i>Third Division—</i>													
Trainee Teacher .. .. .	466- 696	60	21	..	..	..	..	..	..	..	21	..	21

## APPENDIX II.—continued.

## I. PUBLIC SERVICE OF PAPUA AND NEW GUINEA: CLASSIFIED POSITIONS AND POSITIONS OCCUPIED AT 30TH JUNE, 1962—continued.

Classified Positions.		Positions Occupied.											
Designation.	Salary Range.	Number of Positions.	Headquarters.		Papua.		New Guinea.		Unattached Officers.		Total.		Total.
			Males.	Females.	Males.	Females.	Males.	Females.	Males.	Females.	Males.	Females.	
	£												
<i>Department of Education—continued.</i>													
<i>Secondary Education—</i>													
<i>Second Division</i>													
Chief of Division .. .. .	2,423-2,618	1	..	1	..	..	..	..	..	..	1	1	1
Senior Guidance Officer .. .	2,163-2,358	1	1	..	..	..	..	..	..	..	1	..	1
Headmaster .. .. .	2,033-2,228	7	..	..	2	..	..	..	..	..	2	..	2
Education Officer, Grade 3 .. .	1,903-2,098	24	1	1	1	..	3	1	..	..	5	2	7
Education Officer, Grade 2 .. .	1,628-1,848	62	..	..	..	..	1	..	..	..	1	..	1
Education Officer, Grade 1 .. .	968-1,628	67	1	..	4	16	4	5	2	..	11	21	32
Clerk (Divisional) .. .. .	1,298-1,518	1	1	..	..	..	..	..	..	..	1	..	1
Clerk .. .. .	858-1,078	1	..	..	..	..	..	..	1	..	1	..	1
<i>Third Division—</i>													
Clerical Assistant, Grade 4 .. .	926-964	1	1	..	..	..	..	..	..	..	1	..	1
Clerical Assistant, Grade 3 .. .	849-926	1	..	..	..	1	..	..	..	..	..	1	1
Typist .. .. .	339-657	2	..	..	..	2	..	..	..	..	..	2	2
<i>Technical Education—</i>													
<i>Second Division—</i>													
Chief of Division .. .. .	2,423-2,618	1	1	..	..	..	..	..	..	..	1	..	1
Headmaster .. .. .	2,033-2,228	3	1	..	..	..	2	..	..	..	3	..	3
Education Officer, Grade 3 .. .	1,903-2,098	4	1	..	..	..	..	..	..	..	1	..	1
Education Officer, Grade 2 .. .	1,628-1,848	15	..	..	3	..	7	..	..	..	10	..	10
Clerk .. .. .	1,298-1,518	1	..	..	..	..	..	..	1	..	1	..	1
Education Officer, Grade 1 .. .	968-1,628	34	2	1	8	..	14	1	..	..	24	2	26
<i>Third Division—</i>													
Instructor, Grade 2 .. .. .	1,308-1,499	12	..	..	3	..	3	..	..	..	6	..	6
Instructor, Grade 1 .. .. .	1,155-1,308	29	..	..	10	1	12	..	..	..	22	1	23
Clerical Assistant, Grade 3 .. .	849-926	3	..	..	..	..	..	..	3 (2mr)	..	3 (2mr)	..	3
Storeman Caretaker, Grade 1 .. .	747-798	3	..	..	1	..	1	..	..	..	2	..	2
<i>Auxiliary Division—</i>													
Assistant (Higher Technical) .. .	200-680	25	..	..	10	..	6	..	..	..	16	..	16
		1,901	138	50	270	102	441	112	27	15	876	279	1,155

*Department of Agriculture, Stock and Fisheries.*

<i>Administrative Branch—</i>													
<i>First Division—</i>													
Director .. .. .	3660	1	1	..	..	..	..	..	..	..	1	..	1
<i>Second Division—</i>													
Agricultural Economist .. .. .	2,163-2,358	1	1	..	..	..	..	..	..	..	1	..	1
Biometrician .. .. .	2,163-2,358	1	..	..	..	..	..	..	..	..	1	..	1
Administrative Officer .. .. .	1,903-2,098	1	1	..	..	..	..	..	..	..	1	..	1
Clerk .. .. .	1,518-1,738	1	1	..	..	..	..	..	..	..	1	..	1
Clerk .. .. .	1,188-1,408	3	1	..	..	..	..	..	..	..	1	..	1
Registrar .. .. .	1,188-1,408	1	..	..	..	..	..	..	..	..	1	..	1
Librarian .. .. .	858-1,408	1	..	1	..	..	..	..	..	..	1	..	1
Clerk .. .. .	1,078-1,298	1	1	..	..	..	..	..	..	..	1	1	2
Clerk .. .. .	968-1,188	2	1	1	..	..	..	..	..	..	1	..	1
Clerk .. .. .	858-1,078	1	1	..	..	..	..	..	..	..	1	..	1
Cadet Agricultural Officer .. .	499-968	24	16	..	..	..	..	..	1	..	17	..	17
Cadet Veterinary Officer .. .	499-968	3	4	..	..	..	..	..	..	..	4	..	4
Clerk .. .. .	499-968	4	1	1	1	..	..	..	1*	..	3	1	4

\* Clerical Assistant Grade 3.



## APPENDIX II.—continued.

## I. PUBLIC SERVICE OF PAPUA AND NEW GUINEA: CLASSIFIED POSITIONS AND POSITIONS OCCUPIED AT 30TH JUNE, 1962—continued.

Classified Positions.			Positions Occupied.										
Designation	Salary Range.	Number of Positions.	Headquarters.		Papua.		New Guinea.		Unattached Officers.		Total.		Total.
			Males.	Females.	Males.	Females.	Males.	Females.	Males.	Females.	Males.	Females.	
	£												
<i>Department of Agriculture, Stock and Fisheries—continued.</i>													
<i>Division of Plant Industry—continued.</i>													
<i>Second Division—continued.</i>													
Entomologist, Grade 2 ..	1,628-1,848	5	1	..	..	..	2	..	..	..	3	..	3
Plant Pathologist, Grade 2 ..	1,628-1,848	3	1	..	..	..	..	..	..	1	2	..	2
Soil Survey Officer, Grade 2 ..	1,628-1,848	6	1	..	..	..	..	..	..	..	2	..	2
Agricultural Chemist, Grade 1 ..	968-1,628	3	1	..	1	..	..	..	..	..	2	..	2
Entomologist, Grade 1 ..	968-1,628	2	..	..	..	..	..	..	..	..	2	..	2
Plant Pathologist, Grade 1 ..	968-1,628	1	1	..	..	..	1	..	..	..	2	..	2
Soil Survey Officer, Grade 1 ..	968-1,628	2	..	..	..	..	..	..	1	..	1	..	1
<i>Third Division—</i>													
Field Assistant, Grade 3 ..	1,130-1,244	1	..	..	..	..	..	..	..	..	..	..	..
Laboratory Assistant, Grade 3 ..	1,130-1,244	1	..	..	..	..	..	..	..	..	..	..	..
Technical Assistant, Grade 3 ..	1,130-1,244	1	..	..	..	..	..	..	..	..	..	..	..
Field Assistant, Grade 2 ..	1,002-1,232	1	..	..	..	..	..	..	..	..	..	..	..
Laboratory Assistant, Grade 2 ..	1,002-1,232	1	..	..	..	1	..	..	..	..	1	..	1
Technical Assistant, Grade 2 ..	1,002-1,232	2	..	..	..	..	..	..	..	..	..	..	..
Field Assistant, Grade 1 ..	324- 951	2	..	..	..	..	..	..	..	..	2	..	2
Laboratory Assistant, Grade 1 ..	324- 951	2	2 (1)	..	..	..	..	..	..	..	1	..	1
Technical Assistant, Grade 1 ..	324- 951	1	..	..	1(1)	..	..	..	..	..	1	..	1
Typist (Female) ..	339- 657	1	..	1	..	..	..	..	..	..	..	1	1
<i>Auxiliary Division—</i>													
Assistant (Higher Technical) ..	200- 680	12	12	..	1	..	7	..	..	..	20	..	20
Assistant (Clerical) ..	200- 640	1	..	..	..	..	..	..	..	..	..	..	..
<i>Division of Plant Industry (Experiment Stations)—</i>													
<i>Second Division—</i>													
Principal Agronomist ..	2,423-2,618	1	..	..	..	..	4	..	..	..	4	..	4
Senior Agronomist ..	2,163-2,358	5	..	..	..	..	..	..	..	..	..	..	..
Agronomist, Grade 3 ..	1,903-2,093	3	..	..	..	..	..	..	..	..	..	..	..
Horticulturalist - Experimentalist, Grade 3 ..	1,738-1,968	2	..	..	2	..	..	..	..	..	2	..	2
Agronomist, Grade 2 ..	1,628-1,848	10	..	..	1	..	4	..	..	..	5	..	5
Manager, Grade 3 ..	1,628-1,848	1	..	..	..	..	2	..	..	..	2	..	2
Field Supervisor, Grade 2 ..	1,408-1,628	4	..	..	..	..	..	..	..	..	..	..	..
Horticulturalist - Experimentalist, Grade 2 ..	1,408-1,628	3	..	..	..	..	1	..	..	..	1	..	1
Agronomist, Grade 1 ..	968-1,628	7	..	..	..	..	2	..	..	..	2	..	2
Field Supervisor, Grade 1 ..	968-1,408	3	..	..	1	..	2	..	..	..	3	..	3
Horticulturalist - Experimentalist, Grade 1 ..	968-1,408	3	..	..	1	..	1	..	..	..	2	..	2
Clerk ..	968-1,188	1	..	..	..	..	1	..	..	..	1	..	1
<i>Third Division—</i>													
Carpenter ..	875- 926	1	..	..	..	..	1 (mr)	..	..	..	1	..	1
Mechanic ..	875- 926	2	..	..	..	..	1 (mr)	..	..	..	1	..	1
Plant Operator ..	849- 926	2	..	..	..	..	..	..	..	..	1	..	1
Overseer ..	747- 926	2	..	..	..	..	..	..	1*	..	..	..	..
Clerical Assistant, Grade 2 ..	798- 849	2	..	..	..	..	..	1 (mr)	..	..	..	..	..
Typist (Female) ..	339- 657	2	..	..	..	..	..	..	..	..	..	..	..

\* Supervisor (Labour).

## APPENDIX II.—continued.

## I. PUBLIC SERVICE OF PAPUA AND NEW GUINEA: CLASSIFIED POSITIONS AND POSITIONS OCCUPIED AT 30TH JUNE, 1962—continued.

Classified Positions.			Positions Occupied.										
Designation.	Salary Range.	Number of Positions.	Headquarters.		Papua.		New Guinea.		Unattached Officers.		Total.		Total.
			Males.	Females.	Males.	Females.	Males.	Females.	Males.	Females.	Males.	Females.	
	£												
<i>Department of Agriculture, Stock and Fisheries—continued.</i>													
<i>Division of Animal Industry—</i>													
<i>Second Division—</i>													
Chief of Division .. .. .	2,553-2,878	1	1									1	1
Principal Veterinary Officer .. .	2,423-2,618	2											
Animal Ecologist .. .. .	2,163-2,358	1											
Senior Animal Husbandry Officer .. .	2,163-2,358	1											
Senior Veterinary Officer .. .	2,163-2,358	3	1									1	1
Animal Husbandry Officer, Grade 3 .. .	1,903-2,098	1					1					1	1
Parasitologist, Grade 3 .. .	1,903-2,098	1											
Pathologist/Bacteriologist, Grade 3 .. .	1,903-2,098	1											
Veterinary Officer, Grade 3 .. .	1,903-2,098	2	1									1	1
Livestock Officer, Grade 3 .. .	1,738-1,968	1			1							1	1
Animal Husbandry Officer, Grade 2 .. .	1,628-1,848	1											
Field Supervisor, Grade 3 .. .	1,628-1,848	1					1					1	1
Manager, Grade 3 .. .	1,628-1,848	1						1				1	1
Parasitologist, Grade 2 .. .	1,628-1,848	1											
Pathologist/Bacteriologist, Grade 2 .. .	1,628-1,848	1											
Stock Inspector, Grade 3 .. .	1,628-1,848	3	1									1	1
Veterinary Officer, Grade 2 .. .	1,628-1,848	2				1							1
Animal Husbandry Officer, Grade 1 .. .	1,408-1,628	1											
Field Supervisor, Grade 2 .. .	1,408-1,628	3			1		1					2	2
Livestock Officer, Grade 2 .. .	1,408-1,628	2										2	2
Manager, Grade 2 .. .	1,408-1,628	4			1		1					2	2
Stock Inspector, Grade 2 .. .	1,408-1,628	3					2					2	2
Veterinary Officer, Grade 1 .. .	1,408-1,628	3			2	1	2		1			5	6
Pathologist Bacteriologist, Grade 1 .. .	1,408-1,628	1											
Fauna Officer .. .. .	968-1,628	1											
Laboratory Officer .. .. .	968-1,628	1											
Field Supervisor, Grade 1 .. .	968-1,408	3			2		3					5	5
Livestock Officer, Grade 1 .. .	968-1,408	2							1			1	1
Stock Inspector, Grade 1 .. .	968-1,408	4			1		2					3	3
Clerk .. .. .	499- 968	1											
<i>Third Division—</i>													
Overseer .. .. .	747- 926	6			2		4					6	6
Typist (Female) .. .. .	339- 657	3		1		1						2	2
<i>Auxiliary Division—</i>													
Assistant (Higher Technical) .. .	200- 680	2											
Assistant (Clerical) .. .. .	200- 640	6											
<i>Division of Agricultural Extension and Marketing—</i>													
<i>Second Division—</i>													
Chief of Division .. .. .	2,878-3,138	1	1									1	1
Principal Agricultural Officer .. .	2,423-2,618	5	1					1				2	2
Principal Training Officer .. .	2,423-2,618	1											
Commerce Officer .. .. .	2,163-2,358	1											
Lecturer .. .. .	2,163-2,358	5	1									1	1
Senior Agricultural Officer .. .	2,163-2,358	7						1				1	1
Publications Officer .. .. .	2,033-2,228	1											
Agricultural Officer, Grade 3 .. .	1,903-2,098	17	2		3			5				10	10
Engineer, Class 1 .. .. .	1,298-2,098	1											
Agricultural Officer, Grade 2 .. .	1,628-1,848	32	1		6		11		3			21	21
Assistant Lecturer .. .. .	1,628-1,848	4											
Manager, Grade 3 .. .. .	1,628-1,848	1											
Project Inspector .. .. .	1,628-1,848	1											
Project Manager, Grade 3 .. .	1,628-1,848	2										1	1
Registrar Manager .. .. .	1,628-1,848	1					1					1	1

## APPENDIX II.—continued.

## I. PUBLIC SERVICE OF PAPUA AND NEW GUINEA: CLASSIFIED POSITIONS AND POSITIONS OCCUPIED AT 30TH JUNE, 1962—continued.

Classified Positions.			Positions Occupied.										Total.
Designation.	Salary Range.	Number of Positions.	Headquarters.		Papua.		New Guinea.		Unattached Officers.		Total.		
			Males.	Females.	Males.	Females.	Males.	Females.	Males.	Females.	Males.	Females.	
	£												
<i>Department of Agriculture—Stock and Fisheries—continued.</i>													
<i>Division of Agricultural Extensions and Marketing—continued.</i>													
<i>Second Division—continued.</i>													
Senior Produce Inspector .. .. .	1,628-1,848	1	..	..	..	..	1	..	..	..	1	..	1
Field Supervisor, Grade 2 .. .. .	1,408-1,628	6	..	..	1	..	1	..	..	..	2	..	2
Produce Inspector, Grade 2 .. .. .	1,408-1,628	5	..	..	2	..	3	..	..	..	5	..	5
Project Manager, Grade 2 .. .. .	1,408-1,628	4	..	..	..	..	..	..	..	..	..	..	..
Agricultural Officer, Grade 1 .. .. .	968-1,628	111	3	..	27	..	56	..	6	..	92	..	92
Clerk .. .. .	1,298-1,518	4	..	..	..	..	1	..	3	..	4	..	4
Produce Inspector, Grade 1 .. .. .	1,188-1,408	13	..	..	3	..	8	..	..	..	11	..	11
Field Supervisor, Grade 1 .. .. .	968-1,408	2	..	..	2	..	..	..	..	..	2	..	2
Project Manager, Grade 1 .. .. .	968-1,408	6	..	..	2	..	3	..	1	..	6	..	6
Clerk .. .. .	968-1,188	2	..	..	..	..	..	..	..	..	..	..	..
<i>Third Division—</i>													
Senior Mechanical Equipment Inspector .. .. .	1,538-1,576	1	1	..	..	..	..	..	..	..	1	..	1
Mechanical Equipment Inspector .. .. .	1,385-1,499	4	..	..	1	..	1	..	..	..	2	..	2
Assistant Agricultural Officer .. .. .	324- 951	36	..	..	1 (i)	..	..	..	2	..	3	..	3
									(1mr, 1i)				
Mechanic .. .. .	875- 926	6	..	..	1	..	3	..	..	..	4	..	4
Overseer .. .. .	747- 926	1	..	..	..	..	1	..	..	..	1	..	1
Clerical Assistant, Grade 2 .. .. .	798- 849	8	..	..	..	..	..	..	..	..	..	..	..
Typist (Female) .. .. .	339- 657	11	..	2	..	1	..	3	..	..	6	..	6
<i>Auxiliary Division—</i>													
Assistant (Higher Technical) .. .. .	200- 680	45	1	..	25	..	13	..	..	..	39	..	39
<i>Uncreated Positions—</i>													
<i>Division of Plant Industry—</i>													
<i>Second Division—</i>													
Agricultural Officer, Grade 1 .. .. .	1,518	1	..	..	..	..	1	..	..	..	1	..	1
Manager, Grade 2 .. .. .	1,188-1,408	1	..	..	..	..	1	..	..	..	1	..	1
Manager, Grade 1 .. .. .	968-1,188	1	..	..	..	1	..	..	..	..	1	..	1
<i>Third Division—</i>													
Assistant (Female), Grade 1 .. .. .	326- 644	1	..	..	..	1	..	..	..	..	1	..	1
<i>Division of Animal Industry—</i>													
<i>Third Division—</i>													
Assistant (Female), Grade 1 (Part-time) .. .. .	Hourly	3	..	..	..	1	..	2	..	..	3	..	3
<i>Division of Extension Marketing—</i>													
<i>Second Division—</i>													
Clerk .. .. .	499- 968	1	..	..	..	..	1	..	..	..	1	..	1
Assistant Agricultural Officer .. .. .	499-1,188	1	..	..	..	..	1	..	..	..	1	..	1
Manager, Grade 2 .. .. .	1,188-1,408	1	..	..	..	..	1	..	..	..	1	..	1
<i>Third Division—</i>													
Assistant (Female), Grade 1 .. .. .	326- 644	1	..	..	..	..	..	1	..	..	1	..	1
Assistant (Female), Grade 1 (Part-time) .. .. .	Hourly	3	..	..	..	1	..	2	..	..	3	..	3
		648	80	17	94	9	167	9	23	3	364	38	402











## APPENDIX II.—continued.

## 1. PUBLIC SERVICE OF PAPUA AND NEW GUINEA: CLASSIFIED POSITIONS AND POSITIONS OCCUPIED AT 30TH JUNE, 1962—continued.

Classified Positions.			Positions Occupied.										Total.
Designation.	Salary Range.	Number of Positions.	Headquarters.		Papua.		New Guinea.		Unattached Officers.		Total.		
			Males.	Fe-males.	Males.	Fe-males.	Males.	Fe-males.	Males.	Fe-males.	Males.	Fe-males.	
£													
<i>Department of Works—continued.</i>													
<i>Regional Establishment—</i>													
<i>Second Division—</i>													
Works Engineer, Class 3 .. .. .	2,423-2,618	4	..	..	2	..	2	..	..	..	4	..	4
Clerk .. .. .	1,298-1,518	4	..	..	1	..	2	1	..	..	3	1	4
Clerk .. .. .	858-1,078	4	1	..	1	..	..	1	..	..	2	1	3
Clerk .. .. .	499- 968	3	..	..	1	..	..	..	1	..	2	..	2
<i>Third Division—</i>													
Waste Water Inspector .. .. .	875- 926	1	..	..	1	..	..	..	..	..	1	..	1
Storeman .. .. .	747- 798	2	..	..	1	..	1	..	..	..	2	..	2
					(mr)								
Accounting Machinist, Grade 2 .. ..	772	2	..	..	..	1	..	1	..	1	..	3	3
Typist .. .. .	339- 657	4	..	..	..	1	..	3	..	..	..	4	4
<i>Bulk Establishment—</i>													
<i>Second Division—</i>													
Architect, Grade 3 .. .. .	1,903-2,098	4	..	..	..	..	..	..	..	..	..	..	..
Clerk .. .. .	858-1,078	5	..	..	1	..	4	..	..	..	5	..	5
Clerk .. .. .	499- 968	7	..	..	1	..	2	..	5	..	8	..	8
									(4 mr)				
<i>Third Division—</i>													
Clerical Assistant (Female), Grade I ..	326- 644	4	..	..	..	3	..	5	..	..	..	8	8
Works Supervisor .. .. .	1,512-1,614	20	..	..	7	..	13	..	..	..	20	..	20
Works Foreman .. .. .	1,270-1,308	18	..	..	9	..	9	..	..	..	18	..	18
Building Inspector .. .. .	1,397-1,499	5	..	..	..	..	2	..	3	..	5	..	5
Plant Inspector .. .. .	1,188-1,257	4	..	..	1	..	3	..	..	..	4	..	4
Senior Artisan .. .. .	1,002-1,040	16	..	..	1	..	4	..	..	..	5	..	5
Termite Inspector .. .. .	1,002-1,040	2	..	..	1	..	..	..	..	..	1	..	1
Sawyer .. .. .	900- 926	4	..	..	..	..	..	..	..	..	..	..	..
Blacksmith .. .. .	887- 938	4	..	..	..	..	..	..	..	..	..	..	..
Carpenter .. .. .	875- 926	107	..	..	43	..	58	..	..	..	101	..	101
					(14mr)		(18mr)						
Cabinet Maker .. .. .	875- 926	8	..	..	1	..	1	..	..	..	2	..	2
Plumber .. .. .	875- 926	38	..	..	11	..	19	..	..	..	30	..	30
					(5 mr)		(4 mr)						
Bricklayer .. .. .	875- 926	10	..	..	1	..	6	..	..	..	7	..	7
					(mr)								
Plasterer .. .. .	875- 926	6	..	..	..	..	..	..	..	..	..	..	..
Welder .. .. .	875- 926	4	..	..	2	..	1	..	..	..	3	..	3
Mechanic (Diesel) .. .. .	875- 926	8	..	..	2	..	6	..	..	..	8	..	8
					(1 mr)								
Artisan (Maintenance) .. .. .	875- 926	5	..	..	..	..	4	..	..	..	4	..	4
Fitter and Turner .. .. .	875- 926	3	..	..	..	..	..	..	..	..	..	..	..
Plant Attendant .. .. .	875- 900	10	..	..	2	..	4	..	..	..	6	..	6
Bridge Carpenter .. .. .	849- 900	6	..	..	..	..	2	..	..	..	2	..	2
Wood Machinist .. .. .	900- 926	6	..	..	3	..	2	..	..	..	5	..	5
					(1 mr)		(1 mr)						
Painter .. .. .	849- 900	25	..	..	7	..	8	..	..	..	15	..	15
Tractor-Grader Operator .. .. .	849- 900	42	..	..	5	..	26	..	..	..	31	..	31
					(4 mr)		(12mr)						
Overseer (Roads and Bridges) .. .. .	926-1,040	40	..	..	7	..	15	..	..	..	22	..	22
					(1 mr)								
Works Foreman (Roads and Bridges) .. .. .	1,270-1,308	8	..	..	..	..	5	..	..	..	5	..	5
Drainer .. .. .	824- 875	3	..	..	..	..	..	..	..	..	..	..	..
Rigger .. .. .	798- 849	1	..	..	..	..	2	..	..	..	2	..	2
Apprentice .. .. .	241- 708	20	..	..	1	..	..	..	..	..	1	..	1
Joiner .. .. .	875- 936	4	..	..	1	..	..	..	..	..	1	..	1

## APPENDIX II.—continued.

## 1. PUBLIC SERVICE OF PAPUA AND NEW GUINEA: CLASSIFIED POSITIONS AND POSITIONS OCCUPIED AT 30TH JUNE, 1962—continued.

Classified Positions.			Positions Occupied.										
Designation.	Salary Range.	Number of Positions.	Headquarters.		Papua.		New Guinea.		Unattached Officers.		Total.		Total.
			Males.	Fe-males.	Males.	Fe-males.	Males.	Fe-males.	Males.	Fe-males.	Males.	Fe-males.	
	£												
<i>Department of Works—continued.</i>													
<i>Bulk Establishment—continued.</i>													
<i>Auxiliary Division—</i>													
Assistant (Higher Technical) .. .. .	200- 680	10	..	..	3	..	4	..	..	..	7	..	7
Assistant (Clerical) .. .. .	200- 640	7	1	..	2	..	2	..	..	..	5	..	5
Assistant (Lower Technical) .. .. .	200- 580	5	..	..	..	..	..	..	..	..	..	..	..
		586	48	8	119	6	208	11	13	7	388	32	420
<i>Electrical Undertakings Branch—</i>													
<i>Second Division—</i>													
Engineer, Class 5 .. .. .	3,008-3,138	1	..	..	..	..	..	..	..	..	..	..	..
Engineer, Class 3 .. .. .	2,423-2,618	1	1	..	..	..	..	..	..	..	1	..	1
Accountant .. .. .	2,163-2,358	1	1	..	..	..	..	..	..	..	1	..	1
Engineer, Grade 3 .. .. .	1,903-2,098	5	1	..	1	..	2	..	..	..	4	..	4
Engineer, Grade 2 .. .. .	1,628-1,848	2	..	..	..	..	..	..	..	..	..	..	..
Senior Clerk .. .. .	1,408-1,628	1	1	..	..	..	..	..	..	..	1	..	1
Engineering Surveyor .. .. .	968-1,628	1	1	..	..	..	..	..	..	..	1	..	1
Engineer (E. and M.), Grade 1 .. .. .	968-1,628	2	..	..	..	..	..	..	..	..	2	..	2
Draftsman .. .. .	968-1,628	1	1	..	..	..	..	..	1	..	1	..	1
Clerk .. .. .	1,298-1,518	1	..	..	1	..	..	..	..	..	1	..	1
Clerk .. .. .	1,188-1,408	2	1	..	..	..	..	..	..	..	1	..	1
Clerk .. .. .	1,078-1,298	3	..	..	1	..	2	..	..	..	3	..	3
Clerk .. .. .	858-1,078	3	1	..	..	..	..	..	..	..	1	..	1
Clerk .. .. .	968-1,188	1	..	..	..	..	..	..	..	..	..	..	..
Clerk .. .. .	499- 968	4	..	..	2	..	2	..	..	..	4	..	4
<i>Third Division—</i>													
Works Supervisor .. .. .	1,512-1,614	9	1	..	2	..	4	..	..	..	7	..	7
Senior Instructor .. .. .	1,512-1,614	1	..	..	..	..	..	..	..	..	..	..	..
Powerhouse Supervisor, Grade 3 .. .. .	1,643-1,573	1	..	..	1	..	..	..	..	..	1	..	1
Powerhouse Supervisor, Grade 2 .. .. .	1,270-1,308	6	..	..	1	..	2	..	..	..	3	..	3
Powerhouse Supervisor, Grade 1 .. .. .	1,002-1,193	31	..	..	5	..	12	..	..	..	17	..	17
							(mr)				(1mr)		(1mr)
Foreman Electrician (M. and F.) .. .. .	1,270-1,308	4	1	..	1	..	2	..	..	..	4	..	4
Foreman Linesman .. .. .	1,270-1,308	3	..	..	1	..	1	..	..	..	2	..	2
Electrical Inspector .. .. .	1,002-1,040	4	1	..	1	..	2	..	..	..	4	..	4
Electrical Fitter .. .. .	875- 926	25	..	..	5	..	4	..	..	..	9	..	9
Electrical Mechanic .. .. .	875- 926	28	13	..	6	..	3	..	..	..	22	..	22
			(4mr)		(1mr)		(mr)				(8mr)		
Linesman .. .. .	875- 926	22	9	..	5	..	5	..	..	..	19	..	19
Electrical Welder .. .. .	875- 926	2	..	..	1 (mr)	..	1	..	..	..	2	..	2
Cable Jointer .. .. .	875- 926	1	1	..	..	..	..	..	..	..	1	..	1
Overseer (Labour) .. .. .	875- 926	1	1	..	..	..	..	..	..	..	1	..	1
Accounting Machinist (Female), Grade 2 .. .. .	772- 848	1	..	..	..	..	..	..	..	..	..	..	..
Apprentice (Various Trades) .. .. .	241- 708	9	..	..	4	..	6	..	..	..	10	..	10
Typist (Female) (Secretarial) .. .. .	772- 848	..	..	..	..	..	..	..	..	..	..	..	..
Typist (Female) .. .. .	354- 657	5	..	2	..	..	..	..	..	..	..	2	7
Clerical Assistant (Female), Grade 1 .. .. .	326- 644	2	..	2	..	1	..	4	..	..	7	..	7
Assistant Tradesman .. .. .	798- 849	6	..	..	..	..	..	..	..	..	..	..	..
<i>Auxiliary Division—</i>													
Assistant (Clerical) .. .. .	200- 635	1	1	..	..	..	..	..	..	..	1	..	1
		192	36	4	38	1	48	4	1	..	123	9	132

APPENDIX II.—*continued.*1. PUBLIC SERVICE OF PAPUA AND NEW GUINEA: CLASSIFIED POSITIONS AND POSITIONS OCCUPIED AT 30TH JUNE, 1962—*continued.*

Classified Positions.			Positions Occupied.											
Designation.	Salary Range.	Number of Positions.	Headquarters.		Papua.		New Guinea.		Unattached Officers.		Total.		Total.	
			Males.	Females.	Males.	Females.	Males.	Females.	Males.	Females.	Males.	Females.		
	£													
<i>Department of Police.</i>														
<i>First Division—</i>														
Commissioner .. .. .	3,225	1	1	..	..	..	..	..	..	..	1	..	1	
<i>Second Division—Papua Region—</i>														
Superintendent .. .. .	1,903–2,098	3	2	..	1	..	..	..	..	..	3	..	3	
Senior Inspector .. .. .	1,738–1,903	4	1	..	3	..	..	..	..	..	4	..	4	
Secretary .. .. .	1,628–1,848	1	1	..	..	..	..	..	..	..	1	..	1	
Inspector .. .. .	1,518–1,738	4	..	..	3	..	..	..	..	..	3	..	3	
Clerk .. .. .	1,298–1,518	1	1	..	..	..	..	..	..	..	1	..	1	
Sub-Inspector .. .. .	968–1,518	44	2	..	18	..	..	..	7	..	27	..	27	
Clerk .. .. .	968–1,188	1	..	..	..	..	..	..	..	..	..	..	1	
Clerk .. .. .	858–1,078	1	..	..	..	1	..	..	..	..	..	1	1	
Clerk .. .. .	499– 968	2	1	..	..	..	..	..	..	..	1	..	1	
<i>Third Division—</i>														
Storeholder .. .. .	900– 964	1	..	..	1	..	..	..	..	..	1	..	1	
Clerical Assistant, Grade 3 .. .. .	849– 926	1	..	1	..	..	..	..	..	..	..	1	1	
Clerical Assistant, Grade 2 .. .. .	798– 849	6	..	4	..	1	..	..	..	..	5	..	5	
Sub-Inspector-in-Training .. .. .	324– 951	4	3	..	1	..	..	..	..	..	4	..	4	
Typist (Female), Secretarial .. .. .	772– 848	1	..	1	..	..	..	..	..	..	..	1	1	
Clerical Assistant, Grade 1 .. .. .	352– 798	1	..	1	..	..	..	..	..	..	..	1	1	
Typist (Female) .. .. .	339– 657	4	..	2	..	..	..	..	..	..	..	2	2	
Assistant (Female), Grade 1 .. .. .	326– 644	1	..	..	..	..	..	1	..	..	..	1	1	
<i>Second Division—New Guinea</i>														
<i>Mainland Region—</i>														
Superintendent .. .. .	1,903–2,098	1	..	..	..	..	1	..	..	..	1	..	1	
Senior Inspector .. .. .	1,738–1,903	2	..	..	1	..	1	..	..	..	2	..	2	
Inspector .. .. .	1,518–1,738	5	..	..	..	..	5	..	..	..	5	..	5	
Sub-Inspector .. .. .	968–1,518	30	..	..	..	..	18	..	..	..	18	..	18	
Clerk .. .. .	858–1,078	..	..	..	..	..	..	..	1	..	1	..	1	
<i>Third Division—</i>														
Storeholder .. .. .	900– 964	1	..	..	..	..	..	2	..	..	..	2	2	
Clerical Assistant, Grade 2 .. .. .	798– 849	1	..	..	..	..	..	..	..	..	..	..	1	
Sub-Inspector-in-Training .. .. .	324– 951	2	..	..	..	..	..	1	..	..	..	1	1	
Typist (Female) .. .. .	354– 657	1	..	..	..	..	..	..	..	..	..	..	1	
<i>Auxiliary Division—</i>														
Assistant (Clerical) .. .. .	200– 640	1	..	..	..	..	..	..	..	..	..	..	..	
<i>New Guinea Islands Region—</i>														
<i>Second Division—</i>														
Superintendent .. .. .	1,903–2,098	1	..	..	..	..	1	..	..	..	1	..	1	
Senior Inspector .. .. .	1,738–1,903	1	..	..	..	..	1	..	..	..	1	..	1	
Inspector .. .. .	1,518–1,738	5	..	..	..	..	5	..	..	..	5	..	5	
Sub-Inspector .. .. .	968–1,518	29	..	..	..	..	20	..	..	..	20	..	20	
Clerk .. .. .	858–1,078	1	..	..	..	..	..	..	..	..	..	..	..	
<i>Third Division—</i>														
Clerical Assistant, Grade 2 .. .. .	798– 849	1	..	..	..	..	..	1	..	..	..	1	1	
Sub-Inspector-in-Training .. .. .	324– 951	2	..	..	..	..	..	..	..	..	..	..	1	
Typist .. .. .	354– 657	1	..	..	..	..	..	1	..	..	..	1	1	
			168	12	9	28	2	52	6	8	..	100	17	117









APPENDIX II.—*continued.*1. PUBLIC SERVICE OF PAPUA AND NEW GUINEA: CLASSIFIED POSITIONS AND POSITIONS OCCUPIED AT 30TH JUNE, 1962—*continued.*

Classified Positions.			Positions Occupied.											
Designation.	Salary Range.	Number of Positions.	Headquarters.		Papua.		New Guinea.		Unattached Officers.		Total.		Total.	
			Males.	Females.	Males.	Females.	Males.	Females.	Males.	Females.	Males.	Females.		
	£													
<i>Department of Forests—continued.</i>														
<i>New Guinea Mainland Region—cont'd.</i>														
<i>Third or Auxiliary Division—</i>														
Tractor Operator-in-Training ..	324- 747	} 2	..	..	..	..	..	..	..	..	..	..	..	
or Assistant (Higher Technical) ..	200- 680		..	..	..	..	..	..	..	..	..	..	..	
<i>New Guinea Islands Region—</i>														
<i>Second Division—</i>														
Regional Forest Officer ..	2,293-2,488	1	..	..	..	..	..	..	..	..	..	..	..	
Senior Forest Officer ..	2,163-2,358	2	..	..	..	..	..	..	..	..	..	..	..	
Forest Officer, Grade 3 ..	1,903-2,098	3	..	..	..	..	..	..	..	..	..	..	..	
Forest Officer, Grade 2 ..	1,628-1,848	2	..	..	..	..	..	..	..	..	..	..	..	
Clerk ..	1,188-1,408	1	..	..	..	..	..	..	..	..	..	..	..	
Clerk ..	968-1,188	1	..	..	..	..	..	..	..	..	..	..	..	
<i>Third Division—</i>														
Technical Officer, Grade 2 ..	1,461-1,563	1	..	..	..	..	..	..	..	..	..	..	..	
Technical Officer, Grade 1 ..	1,257-1,448	2	..	..	..	..	..	..	..	..	..	..	..	
Technical Assistant, Grade 2 ..	1,002-1,232	1	..	..	..	..	..	..	..	..	..	..	..	
Hygiene and Welfare Officer ..	989-1,104	1	..	..	..	..	..	..	..	..	..	..	..	
Tractor-Operator-Mechanic ..	900- 926	3	..	..	..	..	..	..	3 (1mr)	..	3 (1mr)	..	3 (1mr)	
Clerical Assistant, Grade 2 ..	798- 849	2	..	..	..	..	..	..	..	..	..	..	..	
Typist ..	339- 657	1	..	..	..	..	..	..	..	1	..	1	1	
<i>Third or Auxiliary Division—</i>														
Tractor Operator-in-Training ..	324- 747	} 2	..	..	..	..	..	..	..	..	..	..	..	
or Assistant (Higher Technical) ..	200- 680		..	..	..	..	..	..	..	..	..	..	..	
<i>Uncreated Positions—</i>														
<i>Second Division—</i>														
Chief of Division (Utilization on old establishment) ..	2,423-2,618	..	..	..	..	..	..	..	..	1	..	1	1	
Regional Forest Officer ..	2,033-2,228	..	..	..	..	..	..	..	..	4	..	4	4	
Reserve Settlement Officer ..	2,033-2,228	..	..	..	..	..	..	..	..	1	..	1	1	
Botanist and Ecologist ..	1,903-2,098	..	..	..	..	..	..	..	..	1	..	1	1	
Project Manager ..	1,628-1,848	..	..	..	..	..	..	..	..	4	..	4	4	
Senior Forestry Officer ..	1,628-1,848	..	..	..	..	..	..	..	..	1	..	1	1	
Clerk Accounts ..	1,518-1,738	..	..	..	..	..	..	..	..	2	..	2	2	
Clerk Regional ..	1,078-1,298	..	..	..	..	..	..	..	..	1	..	1	1	
Base Grade Professional ..	968-1,628	..	..	..	..	..	..	..	..	..	..	2	2	
Clerk ..	423- 814	..	..	..	..	..	..	..	..	2	..	2	2	
<i>Third Division—</i>														
Mill Manager ..	1,691	..	..	..	..	..	..	..	..	1	..	1	1	
Senior Forest Ranger ..	1,448-1,568	..	..	..	..	..	..	..	..	4	..	4	4	
Forest Ranger ..	1,257-1,448	..	..	..	..	..	..	..	..	9	..	9	9	
Technical Assistant, Grade 3 ..	1,117-1,232	..	..	..	..	..	..	..	..	1	..	1	1	
Saw Doctor ..	1,002-1,079	..	..	..	..	..	..	..	..	1	..	1	1	
Senior Carpenter ..	1,002-1,040	..	..	..	..	..	..	..	..	1	..	1	1	
Motor Transport and Equipment Officer ..	1,002-1,040	..	..	..	..	..	..	..	..	1	..	1	1	
Labour Supervisor ..	989-1,104	..	..	..	..	..	..	..	..	1	..	1	1	
Sawyer ..	900- 926	..	..	..	..	..	..	..	..	2	..	2	2	
Tractor-Operator-Mechanic ..	900- 926	..	..	..	..	..	..	..	..	17	..	17	17	
Assistant Forest Ranger ..	862-1,053	..	..	..	..	..	..	..	..	1 (mr)	..	1	1	
Labour Supervisor ..	849- 946	..	..	..	..	..	..	..	..	1	..	1	1	
Tallyman Orderman ..	773- 824	..	..	..	..	..	..	..	..	1	..	1	1	
Typist ..	339- 657	..	..	..	..	..	..	..	..	1	..	1	1	
		273	1	..	..	..	..	..	..	107	23	108	23	131

## APPENDIX II.—continued.

## I. PUBLIC SERVICE OF PAPUA AND NEW GUINEA: CLASSIFIED POSITIONS AND POSITIONS OCCUPIED AT 30TH JUNE, 1962—continued.

Classified Positions.			Positions Occupied.											
Designation.	Salary Range.	Number of Positions.	Headquarters.		Papua.		New Guinea.		Unattached Officers.		Total.		Total.	
			Males.	Females.	Males.	Females.	Males.	Females.	Males.	Females.	Males.	Females.		
<i>Department of Posts and Telegraphs.</i>														
<i>Personnel Division—</i>														
<i>First Division—</i>														
Director .. .. .	3,225	1	1	..	..	..	..	..	..	..	..	1	..	1
<i>Second Division—</i>														
Superintendent .. .. .	1,903-2,098	1	..	..	..	..	..	..	..	..	..	..	..	..
Clerk .. .. .	1,078-1,298	2	1	1	..	..	..	..	..	..	..	1	..	2
Clerk .. .. .	858-1,078	1	..	1	..	..	..	..	..	..	..	1	..	1
Clerk (Relief) .. .. .	499- 968	2	..	2	..	..	..	..	..	..	..	2	..	2
<i>Third Division—</i>														
Typist (Female) Secretarial .. .. .	772- 848	1	..	1	..	..	..	..	..	..	..	1	..	1
Typist (Female) .. .. .	339- 657	1	..	1	..	..	..	..	..	..	..	1	..	1
<i>Auxiliary Division—</i>														
Assistant (Clerical) .. .. .	200- 640	2	..	..	..	..	..	..	..	..	..	..	..	..
<i>Accounts Branch—</i>														
<i>Second Division—</i>														
Accountant .. .. .	2,033-2,228	1	1	..	..	..	..	..	..	..	..	1	..	1
Sub-Accountant .. .. .	1,518-1,738	3	3	..	..	..	..	..	..	..	..	3	..	3
Clerk .. .. .	1,408-1,628	2	2	..	..	..	..	..	..	..	..	2	..	2
Clerk .. .. .	1,298-1,518	2	..	1	..	..	..	..	..	..	..	1	..	1
Clerk .. .. .	1,188-1,408	3	3	..	..	..	..	..	..	..	..	3	..	3
Clerk .. .. .	1,078-1,298	2	1	2	..	..	..	..	..	..	..	1	2	3
Clerk .. .. .	968-1,188	2	1	1	..	..	..	..	..	..	..	1	2	2
Clerk .. .. .	858-1,078	2	..	2	..	..	..	..	..	..	..	2	..	2
Clerk .. .. .	499- 968	5	..	3	..	..	..	..	..	..	..	3	..	3
<i>Third Division—</i>														
Accounting Machinist, Grade 2 .. .. .	772	2	..	2	..	..	..	..	..	..	..	2	..	2
Accounting Machinist, Grade 1 .. .. .	339- 657	1	..	1	..	..	..	..	..	..	..	1	..	1
Typist (Female) .. .. .	339- 657	1	..	1	..	..	..	..	..	..	..	1	..	1
<i>Telecommunications Division—</i>														
<i>Second Division—</i>														
Superintendent .. .. .	2,293-2,488	1	1	..	..	..	..	..	..	..	..	1	..	1
Inspector Telecommunications .. .. .	1,903-2,098	1	1	..	..	..	..	..	..	..	..	1	..	1
Radio Inspector, Grade 3 .. .. .	1,628-1,848	1	1	..	..	..	..	..	..	..	..	1	..	1
Radio Inspector, Grade 1 .. .. .	1,408-1,628	2	2	..	..	..	..	..	..	..	..	2	..	2
Clerk .. .. .	1,188-1,408	1	..	1	..	..	..	..	..	..	..	1	..	1
Clerk .. .. .	968-1,188	2	1	1	..	..	..	..	..	..	..	1	1	2
Clerk .. .. .	858-1,078	1	1	1	..	..	..	..	..	..	..	1	..	1
<i>Third or Second Division—</i>														
Senior Communications Officer, Grade 4 .. .. .	1,518-1,628	1	..	..	1	..	..	..	..	..	..	1	..	1
Senior Communications Officer, Grade 3 .. .. .	1,408-1,518	2	..	..	..	..	..	2	..	..	..	2	..	2
Senior Communications Officer, Grade 2 .. .. .	1,298-1,408	4	..	..	1	..	..	3	..	..	..	4	..	4
Senior Communications Officer, Grade 1 .. .. .	1,188-1,298	13	..	..	1	..	..	4	..	..	..	5	..	5
Communications Officer .. .. .	324-1,155	13	..	..	8 (1)	..	..	4 (2)	..	..	..	12	..	12



## APPENDIX II.—continued.

## I. PUBLIC SERVICE OF PAPUA AND NEW GUINEA: CLASSIFIED POSITIONS AND POSITIONS OCCUPIED AT 30TH JUNE, 1962—continued.

Classified Positions.			Positions Occupied.											
Designation.	Salary Range.	Number of Positions.	Headquarters.		Papua.		New Guinea.		Unattached Officers.		Total.		Total.	
			Males.	Fe-males.	Males.	Fe-males.	Males.	Fe-males.	Males.	Fe-males.	Males.	Fe-males.		
	£													
<i>Department of Posts and Telegraphs—continued.</i>														
<i>Training College—continued.</i>														
<i>Third Division—continued.</i>														
Senior Technical Instructor (Lines), Grade 2	1,601-1,640	1	1									1		1
Technical Instructor (Telephones), Grade 2	1,346-1,538	2	2									2		2
Technical Instructor (Lines), Grade 1	1,232-1,385	1												1
Housekeeper (Female), Grade 2	695- 746	1		1										1
Technical Instructor (Radio), Grade 2	1,346-1,538	1	1									1		1
<i>Engineering Division—</i>														
<i>Second Division—</i>														
Chief Engineer	2,423-2,618	1	1									1		1
Sectional Engineer	2,163-2,358	1	1									1		1
Sectional Draughtsman	1,903-2,098	1	1									1		1
Group Engineer	1,738-1,968	1	1									1		1
Draughtsman, Grade 2	1,628-1,848	1	1									1		1
Costing and Stores Officer	1,528-1,848	1	1									1		1
Clerk	1,518-1,738	1	1									1		1
Clerk	1,298-1,518	4	4									4		4
Clerk	1,188-1,408	2	1	1								1	1	2
Clerk	968-1,188	1	1									1		1
Clerk (Relief)	968-1,188	1		1									1	1
Clerk	499- 968	1	1									1		1
Clerk (Relief)	499- 968	1		1									1	1
<i>Third Division—</i>														
Supervising Technician (Radio), Grade 4	1,844	1	1									1		1
Senior Technical Instructor, Grade 3	1,767													
Supervising Technician (Telephones), Grade 3	1,665-1,767	1	1									1		1
Supervisor (Workshops)	1,461-1,614	1	1									1		1
Line Foreman, Grade 2	1,155	1	1									1		1
Senior Technician (Telegraph)	1,117-1,193	1	1									1		1
Foreman Storeman, Grade 1	1,117	1	1									1		1
Senior Carpenter	1,002-1,040	1	1									1		1
Senior Motor Mechanic	1,002-1,040	1	1									1		1
Senior Painter, Grade 1	964-1,002	1	1									2		2
Technician (Radio)	900-1,040	1	2									5		5
Technician (Telephones)	900-1,040	1	5									5		5
Senior Technician Trades (Light and Power)	1,002-1,040	1	1									1		1
Mechanic (Fitter)	875- 926	1										1		1
Storeman, Grade 2	824- 849	1	1										1	1
Senior Cleaner	785	1		1									1	1
Accounting Machinist (Female), Grade 2	772	1		1									2	2
Typist (Female)	339- 657	1		2										
Drafting Assistant, Grade 1	324- 951	1												
Linesman-in-training	324- 747	12										1		1
Technician-in-training	324- 747	12	1 (nr)											
Drafting Assistant-in-training	324- 747	1												
<i>Auxiliary Division—</i>														
Assistant (Higher Technical)	200- 680	32	21									21		21
Assistant (Lower Technical)	200- 580	1	1									1		1

## APPENDIX II.—continued.

## I. PUBLIC SERVICE OF PAPUA AND NEW GUINEA: CLASSIFIED POSITIONS AND POSITIONS OCCUPIED AT 30TH JUNE, 1962—continued.

Classified Positions.			Positions Occupied.										
Designation.	Salary Range.	Number of Positions.	Headquarters.		Papua.		New Guinea.		Unattached Officers.		Total.		Total.
			Males.	Females.	Males.	Females.	Males.	Females.	Males.	Females.	Males.	Females.	
	£												
<i>Department of Posts and Telegraphs—continued.</i>													
<i>Engineering Division—Papua Region—</i>													
<i>Second Division—</i>													
Regional Engineer .. ..	2,163-2,358	1	..	..	1	..	..	..	..	..	1	..	1
Group Engineer .. ..	1,738-1,968	1	..	..	1	..	..	..	..	..	1	..	1
Regional Clerk .. ..	1,298-1,518	1	..	..	1	..	..	..	..	..	1	..	1
<i>Third Division—</i>													
Supervising Technician (Radio), Grade 4 .. ..	1,844	1	..	..	1	..	..	..	..	..	1	..	1
Supervising Technician (Radio), Grade 3 .. ..	1,665-1,767	1	..	..	1	..	..	..	..	..	1	..	1
Supervising Technician (Radio), Grade 2 .. ..	1,461-1,614	1	..	..	1	..	..	..	..	..	1	..	1
Supervising Technician (Radio), Grade 1 .. ..	1,372-1,423	1	..	..	1	..	..	..	..	..	1	..	1
Line Inspector .. ..	1,334-1,487	1	..	..	1	..	..	..	..	..	1	..	1
Line Foreman, Grade 2 .. ..	1,155	3	..	..	3	..	..	..	..	..	3	..	3
Senior Technician (Radio) .. ..	1,117-1,193	1	..	..	1	..	..	..	..	..	1	..	1
Foreman Storeman, Grade 1 .. ..	1,117	1	..	..	1	..	..	..	..	..	1	..	1
Line Foreman, Grade 1 .. ..	1,002-1,040	9	..	..	9	..	..	..	..	..	9	..	9
Technician (Radio) .. ..	900-1,040	1	..	..	..	..	..	..	..	..	..	..	1
Typist (Female) .. ..	339-657	1	..	..	..	1	..	..	..	..	..	1	..
Lineman .. ..	324-811	4	..	..	4 (mr)	..	..	..	..	..	4	..	4
Technician (Telecommunications) .. ..	900-1,040	4	..	..	..	..	..	..	..	..	..	..	4
Senior Technician (Telephones) .. ..	1,117-1,193	2	..	..	2	..	..	..	..	..	2	..	2
Supervising Technician (Telephones), Grade 1 .. ..	1,372-1,423	2	..	..	2	..	..	..	..	..	2	..	2
Supervising Technician (Telephones), Grade 2 .. ..	1,461-1,614	1	..	..	1	..	..	..	..	..	1	..	1
<i>Engineering Division—New Guinea Is. Region—</i>													
<i>Second Division—</i>													
Regional Engineer .. ..	2,163-2,358	1	..	..	..	..	1	..	..	..	1	..	1
Group Engineer .. ..	1,738-1,968	1	..	..	..	..	1	..	..	..	1	..	1
Regional Clerk .. ..	1,298-1,518	1	..	..	..	..	1	..	..	..	1	..	1
<i>Third Division—</i>													
Supervising Technician (Radio), Grade 3 .. ..	1,665-1,767	1	..	..	..	..	1	..	..	..	1	..	1
Supervising Technician (Telephones), Grade 2 .. ..	1,461-1,614	1	..	..	..	..	1	..	..	..	1	..	1
Supervising Technician (Telephones), Grade 1 .. ..	1,372-1,423	1	..	..	..	..	1	..	..	..	1	..	1
Supervising Technician (Radio), Grade 1 .. ..	1,372-1,423	1	..	..	..	..	1	..	..	..	1	..	1
Line Inspector .. ..	1,334-1,487	1	..	..	..	..	1	..	..	..	1	..	1
Line Foreman, Grade 2 .. ..	1,155	2	..	..	..	..	2	..	..	..	2	..	2
Senior Technician (Radio) .. ..	1,232-1,308	3	..	..	..	..	1	..	..	..	1	..	1
Foreman Storeman, Grade 1 .. ..	1,117	1	..	..	..	..	1	..	..	..	1	..	1
Line Foreman, Grade 1 .. ..	1,002-1,040	5	..	..	..	..	3	..	..	..	3	..	3
Technician (Radio) .. ..	900-1,040	1	..	..	..	..	2	..	..	..	2	..	2
Typist (Female) .. ..	339-657	1	..	..	..	..	..	1	..	..	..	1	..
Lineman .. ..	324-811	4	..	..	..	..	3 (mr)	..	..	..	3	..	3
Technician (Telephones) .. ..	900-1,040	3	..	..	..	..	3	..	..	..	3	..	3





## APPENDIX II.—continued.

## 1. PUBLIC SERVICE OF PAPUA AND NEW GUINEA: CLASSIFIED POSITIONS AND POSITIONS OCCUPIED AT 30TH JUNE, 1962—continued.

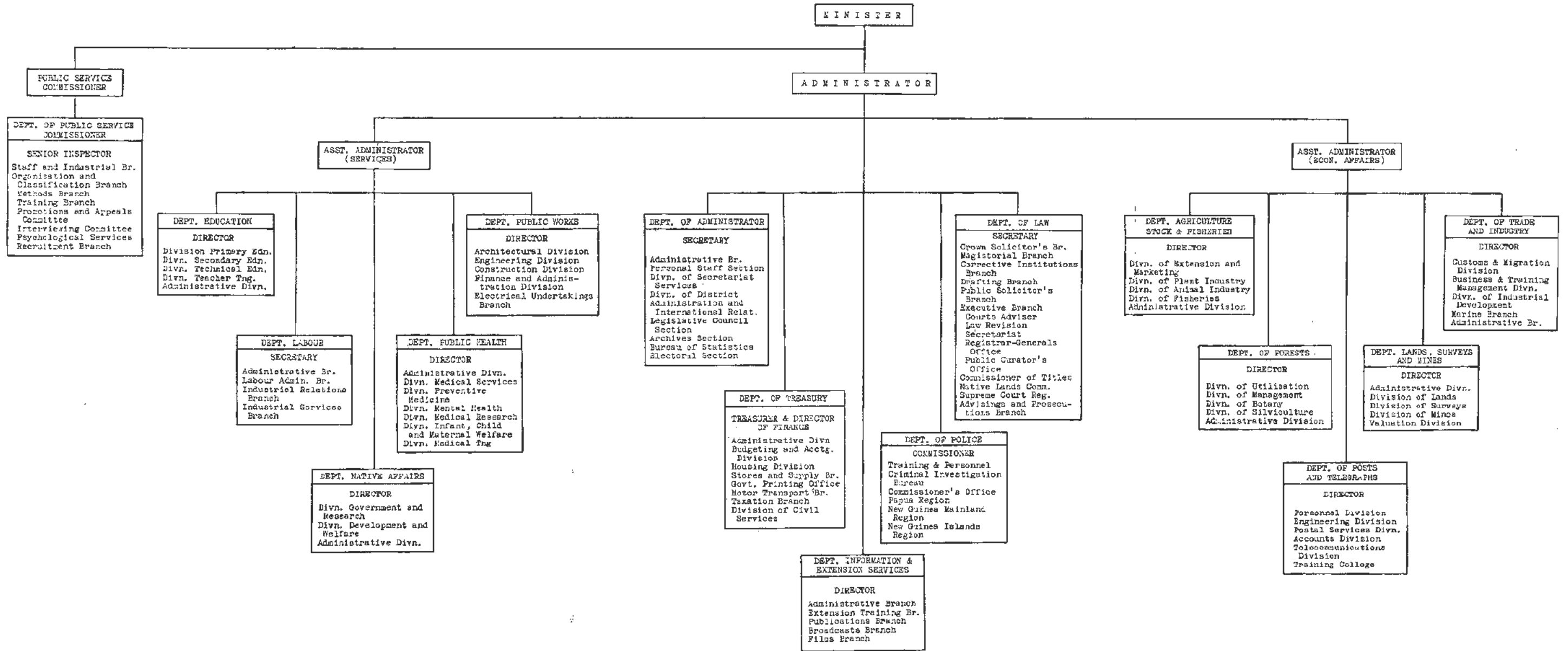
Classified Positions.			Positions Occupied.										
Designation.	Salary Range.	Number of Positions.	Headquarters.		Papua.		New Guinea.		Unattached Officers.		Total.		Total.
			Males.	Females.	Males.	Females.	Males.	Females.	Males.	Females.	Males.	Females.	
	£												
<i>Department of Trade and Industry—continued.</i>													
<i>Industrial Development Division—</i>													
<i>Second Division—</i>													
Chief of Division .. .. .	2,553-2,878	1	..	..	..	..	..	..	..	..	..	..	..
Project Officer .. .. .	2,033-2,228	1	..	..	..	..	..	..	..	..	..	..	..
<i>Customs and Migration—</i>													
<i>Second Division—</i>													
Chief Collector .. .. .	2,748-3,138	1	1	..	..	..	..	..	..	..	1	..	1
Senior Collector .. .. .	2,033-2,228	1	1	..	..	..	..	..	..	..	1	..	1
Collector .. .. .	1,738-1,968	1	..	..	..	..	..	..	..	..	1	..	1
Collector .. .. .	1,628-1,848	2	..	..	1	..	1	..	..	..	2	..	2
Clerk (Migration Officer) .. .. .	1,628-1,848	1	..	1	..	..	..	..	..	..	..	1	1
Collector .. .. .	1,518-1,738	1	..	..	..	..	1	..	..	..	1	..	1
Collector .. .. .	1,299-1,518	1	..	..	1	..	..	..	..	..	1	..	1
Assistant Collector .. .. .	1,298-1,518	3	..	..	1	..	2	..	..	..	3	..	3
Clerk (Jerquer) .. .. .	1,298-1,518	1	1	..	..	..	..	..	..	..	1	..	1
Collector .. .. .	1,188-1,408	1	..	..	..	..	1	..	..	..	1	..	1
Clerk (O.I.C. Statistics) .. .. .	1,188-1,408	1	..	..	..	..	..	..	..	..	..	..	..
Clerk (Migration) .. .. .	1,188-1,408	1	..	1	..	..	..	..	..	..	1	..	1
Collector .. .. .	1,078-1,298	1	..	..	..	..	1	..	..	..	1	..	1
Clerk (Assistant Jerquer) .. .. .	1,078-1,298	1	1	..	..	..	..	..	..	..	1	..	1
Boarding Officer .. .. .	1,078-1,298	6	..	..	2	..	4	..	..	..	6	..	6
Clerk (Travelling Customs Officer) .. .. .	1,078-1,298	1	..	..	..	..	1	..	..	..	1	..	1
Wharf Examining Officer .. .. .	1,078-1,298	4	..	..	1	..	3	..	..	..	4	..	4
Collector .. .. .	968-1,188	1	..	..	..	..	1	..	..	..	1	..	1
Clerk .. .. .	858-1,078	2	1	1	..	..	..	1	..	..	1	2	3
Clerk (O.I.C. Registry) .. .. .	858-1,078	1	..	..	..	..	..	..	..	..	..	..	..
Clerk (Statistics) .. .. .	858-1,078	1	..	1	..	..	..	..	..	..	1	..	1
Clerk (Import Licensing Officer) .. .. .	858-1,078	1	..	1	..	..	1	..	..	..	1	1	2
Clerk (Cashier) .. .. .	858-1,078	4	..	..	..	1	..	1	..	..	..	2	2
Assistant Wharf Examining Officer .. .. .	858-1,078	1	..	..	1	..	1	..	..	..	..	2	2
Boarding Officer .. .. .	858-1,078	1	..	..	1	..	..	..	..	..	1	..	1
Clerk (Relief) .. .. .	499- 968	11	..	1	..	1	..	..	5	..	1	6	7
Clerk .. .. .	499- 968	14	..	..	..	1	4(1mr)	3	..	..	4	4	8
Clerk (Assistant Wharf Examining Officer) .. .. .	499- 968	1	..	..	1	..	1	..	..	..	2	..	2
Clerk (Registration) .. .. .	499- 968	3	..	..	..	1	..	..	2	..	..	3	3
Clerk (Import Licensing Officer) .. .. .	499- 968	1	..	..	1	..	..	..	..	..	1	..	1
<i>Third Division—</i>													
Clerical Assistant (Male), Grade 5 .. .. .	964-1,002	3	..	..	1	..	2	..	..	..	3	..	3
Clerical Assistant (Male), Grade 4 .. .. .	926- 964	3	..	..	1	..	..	1	..	..	1	1	2
Clerical Assistant (Female), Grade 3 .. .. .	695- 972	1	..	..	..	..	..	..	..	..	..	..	..
Preventive Officer .. .. .	849- 926	3	..	..	1	..	1	..	..	..	2	..	2
Assistant (Wharf) .. .. .	324- 875	4	..	..	..	..	..	..	..	..	..	..	..
Clerical Assistant, Grade 2 .. .. .	798- 849	1	..	..	..	..	1(A)	..	..	..	1	..	1
Fypist (Female), Secretarial .. .. .	772- 848	1	..	1	..	..	..	..	..	..	..	..	..
Assistant Wharf Examining Officer .. .. .	324- 741	4	..	..	..	..	..	..	..	..	..	..	..
Assistant (Female), Grade 2 .. .. .	644- 695	2	..	1	..	..	..	1	..	3	..	5	5
Typist (Female) .. .. .	339- 657	7	..	3	..	..	..	2	..	2	..	7	7
Accounting Machinist (Female), Grade 1 .. .. .	339- 657	3	..	..	..	1	..	1	..	..	..	2	2
Assistant Wharf Examining Officer-in-Training .. .. .	324- 747	3	..	..	..	..	..	..	..	..	..	..	..
<i>Auxiliary Division—</i>													
Assistant (Clerical) .. .. .	200- 640	5	2	..	1	..	..	..	..	..	3	..	3

## APPENDIX II.—continued.

## I. PUBLIC SERVICE OF PAPUA AND NEW GUINEA: CLASSIFIED POSITIONS AND POSITIONS OCCUPIED AT 30TH JUNE, 1962—continued.

Classified Positions.			Positions Occupied.											
Designation.	Salary Range.	Number of Positions.	Headquarters.		Papua.		New Guinea.		Untraced Officers.		Total.		Total.	
			Males.	Fe-males.	Males.	Fe-males.	Males.	Fe-males.	Males.	Fe-males.	Males.	Fe-males.		
	£													
<i>Department of Trade and Industry—continued.</i>														
<i>Marine Branch—</i>														
<i>Second Division—</i>														
Superintendent of Marine	2,293-2,488	1	1	..	..	..	..	..	..	..	..	1	..	1
Senior Engineer	1,903-2,098	1	..	..	..	1	..	..	..	..	..	1	..	1
Harbourmaster	1,903-2,098	3	..	..	1	..	1	..	..	..	..	2	..	2
Harbourmaster	1,738-1,968	2	..	..	1	..	1	..	..	..	..	2	..	2
Engineer and Ship Surveyor	1,628-1,848	5	..	..	2	..	2	..	..	..	..	4	..	4
Shipping Inspector	1,628-1,848	1	..	..	1	..	..	..	..	..	..	1	..	1
Clerk	858-1,078	1	1	..	..	..	..	..	..	..	..	1	..	1
<i>Third Division—</i>														
Resident Works Foreman	1,346-1,385	1	..	..	1	..	..	..	..	..	..	1	..	1
Foreman Shipwright and Ship- master	1,270-1,308	1	..	..	..	..	..	..	..	..	..	..	..	..
Foreman—Electrician	1,270-1,308	1	..	..	..	..	..	..	..	..	..	..	..	..
Foreman Fitter and Turner	1,270-1,308	1	..	..	..	..	..	..	..	..	..	..	..	..
Officer-in-Charge, Chart Depot	1,188-1,298	1	1	..	..	..	..	..	..	..	..	1	..	1
Master	1,188-1,298	19	2	..	5	..	9	..	..	..	..	16	..	16
Shipping Inspector	1,188-1,296	2	..	..	..	..	..	..	..	..	..	..	..	..
Storeholder	900- 964	1	..	..	1	..	..	..	..	..	..	1	..	1
Electrician	875- 926	1	..	..	..	..	..	..	..	..	..	..	..	..
Plumber	875- 926	1	..	..	..	..	..	..	..	..	..	..	..	..
Mechanic (Diesel)	875- 926	1	..	..	4(mr)	..	..	..	..	..	..	4	..	4
Mechanic (Marine and Main- tenance)	875- 926	3	..	..	2(1mr)	..	1	..	..	..	..	3	..	3
Shipwright	875- 926	3	..	..	1(1mr)	..	2(A)	..	..	..	..	3	..	3
Clerical Assistant, Grade 3	849- 926	1	..	..	..	..	..	..	..	..	..	..	..	..
Tugmaster	887- 913	1	..	..	1	..	..	..	..	..	..	1	..	1
Clerical Assistant, Grade 2	798- 849	2	..	..	1	1	2(A)	..	..	..	..	3	1	4
Storeman	747- 798	1	..	..	1(mr)	..	..	..	..	..	..	1	..	1
Clerical Assistant, Grade 1	352- 798	1	..	..	..	..	1(A)	..	..	..	..	1	..	1
Typist (Female)	339- 657	1	..	1	..	..	..	..	..	..	..	..	1	1
<i>Auxiliary Division—</i>														
Assistant (Higher Technical)	200- 680	4	..	..	..	..	1	..	..	..	..	1	..	1
Assistant (Clerical)	200- 640	2	..	..	4	..	..	..	..	..	..	4	..	4
<i>Business Training and Management Division—</i>														
<i>Second Division—</i>														
Chief of Division	2,553-2,878	1	1	..	..	..	..	..	..	..	..	1	..	1
Registrar of Co-operatives	2,293-2,488	1	1	..	..	..	..	..	..	..	..	1	..	1
Assistant Registrar of Co-operatives	2,033-2,228	3	..	..	..	..	1	..	1	..	..	2	..	2
Chief Inspector of Co-operatives	2,033-2,228	1	1	..	..	..	..	..	..	..	..	1	..	1
Training Officer, Co-operatives	1,628-1,848	1	..	..	..	..	..	..	..	..	..	..	..	..
Co-operative Officer, Grade 3	1,628-1,848	9	..	..	1	..	3	..	..	..	..	4	..	4
Co-operative Officer, Grade 3 (Audit and Inspection)	1,628-1,848	1	..	..	..	..	..	..	..	..	..	..	..	..
Co-operative Officer, Grade 2	1,408-1,628	10	..	..	1	..	3	..	..	..	..	4	..	4
Co-operative Officer, Grade 2 (Audit and Inspection)	1,408-1,628	1	1	..	..	..	..	..	..	..	..	1	..	1
Co-operative Officer, Grade 1	1,078-1,298	14	..	..	3	..	4	..	..	..	..	7	..	7
Co-operative Officer-in-Training	499- 968	12	1	..	4	..	6	..	9	..	..	11	..	11
<i>Third Division—</i>														
Typist (Female)	339- 657	1	..	1	..	..	..	..	..	..	..	..	..	1
Assistant Co-operative Officer	324- 875	6	..	..	..	..	..	..	..	..	..	..	..	..
Assistant Co-operative Officer-in- Training	324- 747	6	..	..	..	..	2(1)	..	1(1)	..	..	3	..	3
<i>Auxiliary Division—</i>														
Assistant (Clerical)	200- 640	24	2	..	10	..	12	..	..	..	..	24	..	24
		277	23	14	61	5	78	10	2	12	163	42	205	
<b>Grand Total..</b>		<b>7,782</b>	<b>888</b>	<b>314</b>	<b>1,138</b>	<b>301</b>	<b>1,848</b>	<b>435</b>	<b>321</b>	<b>187</b>	<b>4,196</b>	<b>1,237</b>	<b>5,433</b>	

ADMINISTRATION ORGANISATION CHART  
at 30th June 1962



## APPENDIX II.—continued.

## 3. PUBLIC SERVICE OF PAPUA AND NEW GUINEA: TOTAL STAFF BY DEPARTMENT AT 30TH JUNE, 1962.

Department.	Staff under Public Service Ordinance.						Other Staff.			Total Staff.
	Permanent.		Temporary.		Exempt.	Total.	Part-time.	Asian and Mixed Race.	Admin-istration Servants.	
	Born out of the Territory.	Born in the Territory.	Born out of the Territory.	Born in the Territory.						
Administrator .. .. .	80	19	41	3	7	150	..	1	48	199
Public Service Commissioner .. .. .	41	4	5	1	4	55	..	1	11	67
Treasury .. .. .	204	37	209	3	16	469	..	51	913	1,433
Public Health .. .. .	415	79	219	11	89	813	40	33	4,327	5,213
Native Affairs .. .. .	442	52	49	2	12	557	3	7	406	973
Labour .. .. .	32	5	18	..	..	55	..	..	31	86
Law .. .. .	65	3	35	2	1	106	1	..	28	135
Education .. .. .	547	273	177	62	80	1,139	6	10	855	2,010
Agriculture, Stock and Fisheries .. .. .	259	59	54	11	5	388	6	8	650	1,052
Lands, Surveys and Mines .. .. .	105	2	41	..	4	152	2	3	68	225
Public Works .. .. .	109	6	167	9	61	352	1	67	937	1,357
Electrical Undertakings .. .. .	24	1	81	..	16	122	..	10	374	506
Police .. .. .	85	..	31	..	1	117	..	..	..	117
Forests .. .. .	85	4	34	1	3	127	1	3	116	247
Posts and Telegraphs .. .. .	164	50	92	7	25	338	13	17	283	651
Trade and Industry .. .. .	101	35	50	..	4	190	..	15	423	628
Unattached .. .. .	..	8	..	..	..	8	..	..	..	8
<b>Total .. .. .</b>	<b>2,758</b>	<b>637</b>	<b>1,303</b>	<b>112</b>	<b>328</b>	<b>5,138</b>	<b>73</b>	<b>226</b>	<b>9,470</b>	<b>14,907</b>
Percentage of Staff Employed under Public Service Ordinance	53.68	12.40	25.36	2.18	6.38	100.00	..	..	..	..
Percentage of Total Staff .. .. .	18.50	4.27	8.74	0.75	2.20	34.46	0.49	1.52	63.53	100.00

NOTE.—Officers are classified according to Sections 64 and 65 of the *Public Service Ordinance, 1949-1960*.

## APPENDIX II.—continued.

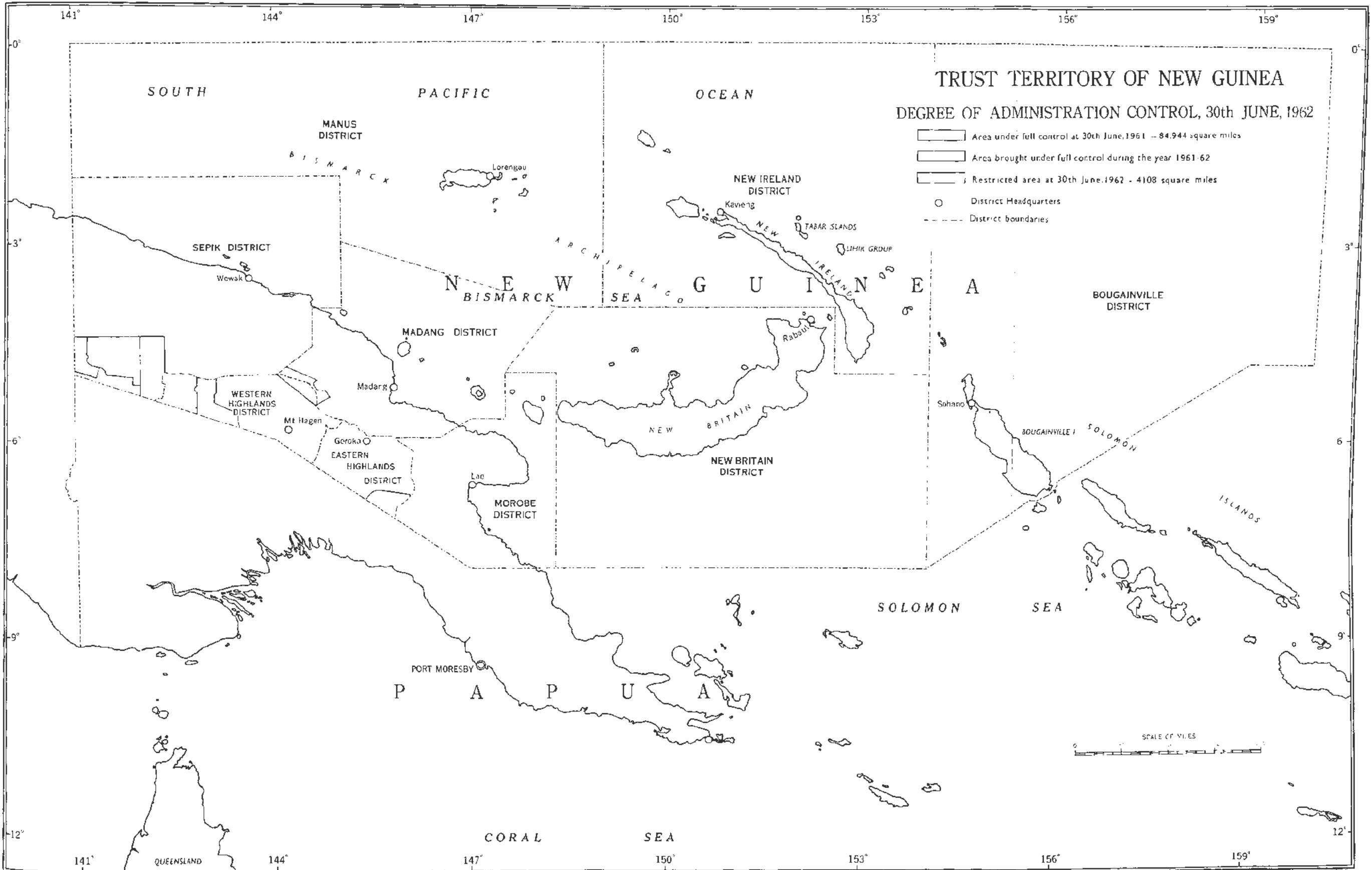
## 4. ADMINISTRATION SERVANTS: ESTABLISHMENT BY DEPARTMENT AND CATEGORY OF EMPLOYMENT AT 30TH JUNE, 1962.

Department.	Clerical Services.	Communications.	Education.	Government Welfare and Economic Services.	Health.	House-keeping Services.	Primary Industry.	Scientific and Technical.	Secondary Industry.	Stores and Transport.	Total.
Administrator .. ..	20	..	28	..	..	..	..	..	..	..	48
Public Service Commissioner	11	..	..	..	..	..	..	..	..	..	11
Treasury .. ..	75	..	..	34	..	52	..	..	31	721	913
Public Health .. ..	106	58	15	..	3,717	360	..	43	..	28	4,327
Native Affairs .. ..	311	..	1	59	..	..	..	..	..	35	406
Labour .. ..	15	..	..	7	..	7	..	..	..	2	31
Law .. ..	20	..	..	..	..	1	7	..	..	..	28
Education .. ..	68	..	718	1	..	30	..	..	32	6	855
Agriculture, Stock and Fisheries .. ..	28	..	..	..	..	3	584	35	..	..	650
Lands, Surveys and Mines ..	9	..	..	..	..	..	41	11	7	..	68
Public Works .. ..	42	..	..	..	..	6	..	1	883	5	937
Electrical Undertakings ..	6	..	..	..	..	..	..	368	..	..	374
Police .. ..	..	..	..	..	..	..	..	..	..	..	..
Forests .. ..	13	..	..	..	..	..	103	..	..	..	116
Posts and Telegraphs .. ..	60	199	..	..	..	2	..	5	7	10	283
Trade and Industry .. ..	27	..	..	24	..	13	..	79	12	268	423
Information and Extension Services .. ..	..	..	..	..	..	..	..	..	..	..	..
Unattached .. ..	..	..	..	..	..	..	..	..	..	..	..
<b>Total .. ..</b>	<b>811</b>	<b>257</b>	<b>762</b>	<b>125</b>	<b>3,717</b>	<b>474</b>	<b>735</b>	<b>542</b>	<b>972</b>	<b>1,075</b>	<b>9,470</b>

## 5. PATROLS AND INSPECTION VISITS BY NATIVE AFFAIRS OFFICERS FOR THE YEAR ENDED AT 30TH JUNE, 1962.

District.	Headquarters.	No. of Patrols.	No. of Days on Patrol.(a)	Inspections by District Officers.	Inspections by Assistant District Officers.
Eastern Highlands .. ..	Goroka .. ..	54	1,169	27	26
Western Highlands .. ..	Mt. Hagen .. ..	54	1,794	38	31
Sepik .. ..	Wewak .. ..	125	2,212	22	28
Madang .. ..	Madang .. ..	53	1,297	17	12
Morobe .. ..	Lae .. ..	77	1,880	36	17
New Britain .. ..	Rabaul .. ..	64	1,438	25	14
New Ireland .. ..	Kavieng .. ..	24	779	5	..
Bougainville .. ..	Sohano .. ..	94	1,564	15	23
Manus .. ..	Lorengau .. ..	17	207	4	3
		<b>562</b>	<b>12,340</b>	<b>189</b>	<b>154</b>


(a) Excludes days in the field not covered by formal patrol reports.



# TRUST TERRITORY OF NEW GUINEA

DEGREE OF ADMINISTRATION CONTROL, 30th JUNE, 1962

- Area under full control at 30th June, 1962 - 84,944 square miles
- Area brought under full control during the year 1961-62
- Restricted area at 30th June, 1962 - 4108 square miles
- District Headquarters
- District boundaries



APPENDIX II.—*continued.*

## 6. UNRESTRICTED AND RESTRICTED AREAS AT 30TH JUNE, 1961 AND 1962.

(Area in square miles.)

District.	Total Area.	Unrestricted Area.		Restricted Area.	
		1960-61.	1961-62.	1960-61.	1961-62.
Eastern Highlands .. .. .	6,900	6,182	6,182	718	718
Western Highlands .. .. .	9,600	6,900	8,330	2,700	1,270
Sepik .. .. .	30,200	25,962	28,080	4,238	2,120
Madang .. .. .	10,800	10,400	10,800	400	..
Morobe .. .. .	12,700	12,700	12,700	..	..
New Britain .. .. .	14,100	14,100	14,100	..	..
New Ireland .. .. .	3,800	3,800	3,800	..	..
Bougainville .. .. .	4,100	4,100	4,100	..	..
Manus .. .. .	800	800	800	..	..
<b>Total .. .. .</b>	<b>93,000</b>	<b>84,944</b>	<b>88,892</b>	<b>8,056</b>	<b>4,108</b>

## 8. NATIVE WAR DAMAGE COMPENSATION.

No claims were paid during the year.

## 9. NUMBER OF VILLAGE OFFICIALS AND COUNCILLORS AT 30TH JUNE, 1962.

District.	Village Officials.				Local Government Councillors.	Total Village Officials and Councillors.
	Luluais.	Tultuls.	Medical Tultuls.	Total.		
Eastern Highlands .. .. .	770	1,098	..	1,868	279	2,147
Western Highlands .. .. .	342	577	..	919	167	1,086
Sepik .. .. .	1,033	1,157	605	2,795	175	2,970
Madang .. .. .	652	539	200	1,391	136	1,527
Morobe .. .. .	717	779	272	1,768	132	1,900
New Britain .. .. .	584	569	187	1,340	117	1,457
New Ireland .. .. .	269	264	42	575	47	622
Bougainville .. .. .	355	336	76	767	83	850
Manus .. .. .	56	64	..	120	28	148
<b>Total .. .. .</b>	<b>4,778</b>	<b>5,383</b>	<b>1,382</b>	<b>11,543</b>	<b>1,164</b>	<b>12,707</b>

## APPENDIX II.—continued.

## 10. NATIVE LOCAL GOVERNMENT COUNCILS AT 30TH JUNE, 1962.

Name of Council and District.	Date first Proclaimed.	Number of Village Groups in Council Area.(a)	Approximate Population Covered.	Number of Councillors.	Tax Rules Declared for 1962.				
					Males over 21 years.	Males 17-21 years.	Males 18-21 years.	Males 17-18 years.	Females over 17 years.
					£ s. d.	£ s. d.	£ s. d.	£ s. d.	£ s. d.
<b>Bougainville District—</b>									
Buka .. ..	18.10.61	31	6,145	20	2 0 0	2 0 0	..	..	5 0
Siwai .. ..	24.12.59	62	4,856	38	2 0 0	2 0 0	..	..	5 0
Teop-Tinputz ..	1.5.58	34	3,516	25	2 0 0	2 0 0	..	..	10 0
<b>Eastern Highlands District—</b>									
Agarabi .. ..	14.6.60	31	9,394	34	1 5 0	1 5 0	..	..	5 0
Bena(b) .. ..	20.6.60	67	13,558	48	1 5 0	1 5 0	..	..	5 0
Chuave .. ..	8.11.61	42	9,131	35	1 0 0	1 0 0	..	..	2 0
Kafe .. ..	21.5.62	36	9,076	36	1 0 0	1 0 0	..	..	1 0
Koronigl(b)(c) ..	7.7.60	109	17,691	53	1 5 0	1 5 0	..	..	3 0
Lowa .. ..	3.12.58	80	11,027	36	1 0 0	1 0 0	..	..	2 0
Waiye .. ..	19.12.58	51	10,452	37	2 0 0	2 0 0	..	..	10 0
					1 10 0	1 10 0	..	..	3 0
<b>Madang District—</b>									
Ambenob(b)(c) ..	11.9.56	85	10,923	30	3 10 0	3 10 0	..	..	1 5 0
					2 10 0	2 10 0	..	..	15 0
					1 5 0	1 5 0	..	..	5 0
					2 0 0	2 0 0	..	..	10 0
Sumgilbar(b) ..	20.10.61	46	6,290	24	1 10 0	1 10 0	..	..	5 0
					1 0 0	1 0 0	..	..	1 0 0
Takia .. ..	20.9.57	27	7,032	26	3 0 0	3 0 0	..	..	1 0 0
Waskia .. ..	20.9.57	31	5,856	25	3 0 0	3 0 0	..	..	1 0 0
Yawar(b) .. ..	21.3.62	66	9,071	31	2 10 0	2 10 0	..	..	10 0
					2 0 0	2 0 0	..	..	5 0
<b>Manus District—</b>									
Baluan(c) .. ..	14.9.50	49	7,621	28	4 0 0	4 0 0	..	..	10 0
<b>Morobe District—</b>									
Bukaua .. ..	17.4.61	18	3,539	12	2 0 0	2 0 0	..	..	10 0
Finschhafen(b)(c) ..	6.12.57	64	11,466	35	2 0 0	2 0 0	..	..	5 0
					1 0 0	1 0 0	..	..	3 0
Lei-Wompa(c) ..	11.3.57	20	5,676	15	2 10 0	2 10 0	..	..	10 0
					2 0 0	2 0 0	..	..	10 0
Markham(b) ..	21.3.60	50	10,821	48	1 10 0	1 10 0	..	..	3 0
					1 0 0	1 0 0	..	..	1 0
Pindiu .. ..	1.5.62	74	18,144	22	1 0 0	1 0 0	..	..	1 0
<b>New Britain District—</b>									
Bola .. ..	16.5.58	19	2,711	10	2 0 0	..	2 0 0	1 0 0	10 0
Rabaul .. ..	24.5.51	23	10,443	21	4 10 0	..	4 10 0	1 10 0	1 10 0
Reimber-Livuan ..	16.12.60	40	9,874	30	4 10 0	..	4 10 0	1 10 0	1 0 0
Vunadadir - Toma - Nanga Nanga(b)(c)	28.11.52	32	11,058	31	4 0 0	..	4 0 0	1 0 0	1 0 0
					2 0 0	..	2 0 0	..	10 0
					5 0 0	5 0 0	..	..	1 0 0
Vunamami(b)(c) ..	7.9.50	30	8,750	25	2 0 0	2 0 0	..	..	10 0



## APPENDIX II.—continued.

## 10. NATIVE LOCAL GOVERNMENT COUNCILS AT 30TH JUNE, 1962—continued.

Name of Council and District.	Date First Proclaimed.	Number of Village Groups in Council Area (a).	Approximate Population Covered.	Number of Councillors.	Tax Rules Declared for 1962.				
					Males Over 21 years.	Males 17-21 years.	Males 18-21 years.	Males 17-18 years.	Females over 17 years.
					£ s. d.	£ s. d.	£ s. d.	£ s. d.	£ s. d.
<b>New Ireland District—</b>									
Lavongai .. .. .	29.11.60	60	7,269	24	2 5 0	2 5 0	..	..	10 0
Tikana .. .. .	30.10.56	61	7,000	23	3 0 0	3 0 0	..	..	1 0 0
<b>Sepik District—</b>									
Biwat .. .. .	19.4.61	40	9,252	35	1 5 0	1 5 0	..	..	3 0
But-Boiken .. .. .	13.9.56	39	7,306	24	3 0 0	3 0 0	..	..	10 0
Maprik .. .. .	18.4.58	54	10,858	25	2 0 0	2 0 0	..	..	5 0
Siau .. .. .	10.5.61	22	5,481	21	1 10 0	1 10 0	..	..	5 0
Wewak .. .. .	16.6.60	63	7,738	31	2 0 0	2 0 0	..	..	10 0
Yangoru .. .. .	6.12.61	72	13,343	39	15 0	15 0	..	..	Nil
<b>Western Highlands District—</b>									
Hagen .. .. .	8.11.61	32	14,189	39	1 10 0	1 10 0	..	..	5 0
Kui .. .. .	1.5.62	27	12,687	40	No rule yet passed				
Minj .. .. .	13.10.61	22	13,069	41	1 10 0	1 10 0	..	..	Nil
Ngangamp .. .. .	6.12.61	35	15,221	47	1 10 0	1 10 0	..	..	Nil
<b>Totals .. .. .</b>	..	1,744	357,534	1,164					

(a) A standardized method of enumerating the number of village groups in the council areas has now been adopted throughout, resulting in some changes in this figure which do not represent variations in the constitutions of councils. (b) The lower tax rates have been fixed for certain villages not as advanced as others in their areas. (c) There were constitutional amendments in these councils during the year.

## APPENDIX II.—continued.

**II. ANALYSIS OF ACTUAL EXPENDITURE ON PUBLIC SERVICES BY NATIVE LOCAL GOVERNMENT COUNCILS  
FOR YEAR ENDED 31ST DECEMBER, 1961.**

Council.	Council Ad- minis- tration.	Medical and Sanita- tion.	Educa- tion.	Agric- ulture.	Trans- port.	Roads, Wharves, Bridges.	Water Supply.	Law and Order.	Fores- try.	General Main- tenance.	Social Welfare.	Loan Repay- ment.	Miscel- laneous.	Total.
	£	£	£	£	£	£	£	£	£	£	£	£	£	£
Agarabi .. .. .	2,295	629	836	56	1,978	103	..	102	16	..	311	..	..	6,326
Ambenoh .. .. .	1,445	42	2,800	249	3,779	53	1,217	585	..	..	44	..	..	10,214
Bafuan .. .. .	3,854	937	163	118	1,781	273	281	349	..	..	15	..	..	7,771
Bena .. .. .	566	1,381	1,866	..	..	..	..	133	42	..	100	..	..	4,088
Diwat .. .. .	1,001	..	17	..	344	..	..	82	..	..	..	..	..	1,444
Bola .. .. .	447	603	70	40	22	..	50	98	..	..	5	57	..	1,392
Buka(a) .. .. .	..	..	..	..	..	..	..	..	..	..	..	..	..	..
Bukaua .. .. .	547	..	..	..	255	..	..	23	..	..	..	..	..	825
But-Boiken .. .. .	502	331	332	128	489	133	..	137	..	..	..	..	..	2,052
Chuave(a) .. .. .	..	..	..	..	..	..	..	..	..	..	..	..	..	..
Finschhafen .. .. .	1,253	722	229	..	7	..	..	184	..	..	27	..	..	2,422
Koronigl .. .. .	1,053	..	..	..	..	..	..	144	..	..	..	..	..	1,197
Lavongai .. .. .	1,265	70	210	..	49	17	368	7	..	..	..	..	..	1,986
Lei-Wompa .. .. .	1,344	576	591	..	14	..	..	185	..	..	..	276	..	2,986
Lowa .. .. .	4,955	814	549	..	1,235	..	256	109	..	..	122	..	..	8,040
Maprik .. .. .	1,922	278	545	..	4,105	206	..	10	..	..	..	..	82	7,148
Markham .. .. .	1,605	1,338	..	..	..	..	235	99	..	..	..	..	..	3,277
Minj(a) .. .. .	..	..	..	..	..	..	..	..	..	..	..	..	..	..
Ngangamp(a) .. .. .	..	..	..	..	..	..	..	..	..	..	..	..	..	..
Rabaul .. .. .	2,070	2,092	3,578	722	1,327	90	593	159	..	..	474	..	..	11,105
Reimber-Livuan .. .. .	2,728	3,871	1,878	524	738	20	782	391	..	1,263	..	..	..	12,195
Siau .. .. .	97	..	20	..	20	..	..	76	..	..	..	..	..	213
Siwai .. .. .	404	357	41	52	..	..	..	86	..	..	..	..	..	940
Sumgilbar(a) .. .. .	..	..	..	..	..	..	..	..	..	..	..	..	..	..
Takia .. .. .	739	728	1,200	92	875	..	384	561	..	..	..	..	..	4,579
Teop-Tinputz .. .. .	397	143	92	96	751	..	77	100	..	..	..	..	..	1,656
Tikana .. .. .	2,401	690	1,896	517	1,013	1	990	368	..	..	..	..	..	7,876
Vunadadir-Toma-Nanga	..	..	..	..	..	..	..	..	..	..	..	..	..	..
Nanga .. .. .	1,910	1,466	439	521	1,376	626	1,526	268	..	397	316	..	..	8,845
Vunamani .. .. .	3,020	1,562	2,495	765	..	..	741	215	..	..	677	..	58	9,533
Waiye .. .. .	1,288	863	874	159	1,010	..	..	187	3	..	20	764	..	5,168
Waskia .. .. .	1,335	779	991	94	832	..	282	94	..	..	5	..	..	4,412
Wewak .. .. .	587	..	36	8	228	..	..	159	..	..	25	..	..	1,043
Yangoru(a) .. .. .	..	..	..	..	..	..	..	..	..	..	..	..	..	..
<b>Total .. .. .</b>	<b>41,030</b>	<b>20,272</b>	<b>21,748</b>	<b>4,141</b>	<b>22,228</b>	<b>1,522</b>	<b>7,782</b>	<b>4,911</b>	<b>61</b>	<b>1,660</b>	<b>2,141</b>	<b>1,097</b>	<b>140</b>	<b>128,733</b>

(a) These six councils were proclaimed towards the end of 1961, and did not commence operations till 1962.

## APPENDIX II.—continued.

## 12. ABSTRACTS OF ESTIMATES OF NATIVE LOCAL GOVERNMENT COUNCILS FOR THE FINANCIAL YEAR ENDING 31ST DECEMBER, 1962.

Council.	Balance from 1961.	Estimated Revenue, 1962.				Estimated Expenditure, 1962.				Estimated Balance to 1963.
		Tax.	Other Recurrent.	Non-recurrent.	Total.	Personal Emoluments.	Other Charges.	Capital Expenditure.	Total.	
	£	£	£	£	£	£	£	£	£	£
Agarabi .. ..	1,022	3,688	1,055	530	5,273	1,138	1,129	2,776	5,043	1,252
Ambenob .. ..	4,663	9,324	585	65	9,974	2,447	1,864	5,463	9,774	4,863
Baluan .. ..	5,731	6,500	1,125	15	7,640	3,173	2,508	2,177	7,858	5,513
Bena .. ..	3,761	4,772	75	50	4,897	1,129	688	5,530	7,347	1,311
Biwat .. ..	286	2,025	61	25	2,111	521	420	1,072	2,013	384
Bola .. ..	457	1,100	43	365	1,508	503	143	840	1,486	479
Buka .. ..	..	5,070	..	3,002	8,072	255	136	7,181	7,572	500
Bukaua .. ..	468	1,440	133	475	2,048	210	197	1,839	2,246	270
But-Boiken .. ..	2,223	3,520	226	100	3,846	846	925	2,428	4,199	1,870
Chuave .. ..	1,295	2,000	10	10	2,020	492	334	2,155	2,981	334
Finschhafen .. ..	3,538	4,678	129	75	4,882	1,080	490	5,128	6,698	1,722
Hagen .. ..	..	6,200	79	450	6,729	342	1,158	4,575	6,075	654
Kafe .. ..	..	1,900	..	..	1,900	239	311	1,160	1,710	190
Koronigl .. ..	3,553	2,490	50	..	2,540	911	1,378	3,113	5,402	691
Kui .. ..	..	4,664	28	200	4,892	97	472	3,849	4,418	474
Lavongai .. ..	995	3,695	44	100	3,839	1,126	673	2,398	4,197	637
Lei-Wompa .. ..	1,603	2,880	80	1,439	4,399	1,500	546	2,440	4,486	1,516
Lowa .. ..	3,254	6,610	826	63	7,499	1,259	1,484	5,542	8,285	2,468
Maprik .. ..	2,363	5,158	418	270	5,846	1,164	1,686	3,386	6,236	1,973
Markham .. ..	1,538	2,716	193	2,353	5,262	1,512	213	4,309	6,034	766
Minj .. ..	..	5,100	65	300	5,465	318	976	3,639	4,933	532
Ngangamp .. ..	..	5,275	72	200	5,547	412	1,143	3,441	4,996	551
Pindiu .. ..	..	2,180	18	..	2,198	159	126	1,691	1,976	222
Rabaul .. ..	7,559	9,165	895	2,143	12,203	3,289	2,348	6,598	12,235	7,527
Reimber-Livuan .. ..	6,905	10,110	449	1,300	11,859	3,431	2,291	6,281	12,003	6,761
Siau .. ..	740	1,450	376	1,520	3,346	515	470	2,817	3,802	284
Siwai .. ..	632	2,040	100	1,478	3,618	507	181	2,835	3,523	727
Sumgilbar .. ..	..	2,200	280	1,800	4,280	360	694	2,978	4,032	248
Takia .. ..	2,777	4,931	242	112	5,285	1,110	550	4,115	5,775	2,287
Teop-Tinputz .. ..	1,145	1,735	355	45	2,135	612	375	1,349	2,336	944
Tikana .. ..	3,137	5,300	30	505	5,835	1,720	911	2,865	5,496	3,476
Vunarnami .. ..	5,644	8,750	872	830	10,452	3,249	2,372	5,102	10,723	5,373
Vunadadir - Toma - Nanga										
Nanga .. ..	5,267	7,960	243	1,175	9,378	3,028	2,606	3,673	9,307	5,338
Waiye .. ..	3,463	3,400	2,206	20	5,626	1,871	1,932	3,359	7,162	1,927
Waskia .. ..	2,195	4,514	395	107	5,016	1,112	720	3,251	5,083	2,128
Wewak .. ..	4,055	3,535	78	300	3,913	716	1,195	5,160	7,071	897
Yangoru .. ..	..	1,875	15	335	2,225	222	284	1,525	2,031	194
Yawar .. ..	..	4,600	215	1,500	6,315	180	322	5,332	5,834	481
Total .. ..	80,269	164,550	12,066	23,257	199,873	42,755	36,251	133,372	212,378	67,764

## APPENDIX II.—continued.

13. ANALYSIS OF ESTIMATED EXPENDITURE ON PUBLIC SERVICES BY NATIVE LOCAL GOVERNMENT COUNCILS  
FOR THE FINANCIAL YEAR ENDING 31ST DECEMBER, 1962.(a)

Council.	Council Administration.	Medical and Sanitation.	Education.	Agriculture.	Transport.	Roads Wharves Bridges.	Water Supply.	Law and Order.	Forestry.	General Maintenance.	Social Welfare.	Loan Repayment.	Miscellaneous.	Total.
	£	£	£	£	£	£	£	£	£	£	£	£	£	£
Agarabi .. ..	2,981	577	279	144	736	10	..	160	49	..	50	..	..	4,986
Ambenob .. ..	1,722	984	885	357	2,511	2,250	122	302	..	..	45	..	596	9,774
Baluan .. ..	2,655	1,311	245	146	1,919	694	478	360	..	..	..	..	..	7,808
Bena .. ..	1,036	4,154	1,631	..	..	200	..	156	100	..	..	..	..	7,277
Biwat .. ..	1,259	..	107	131	301	..	..	135	..	..	..	..	50	1,983
Bola .. ..	690	25	46	10	10	..	530	98	..	..	..	57	..	1,466
Buka .. ..	553	670	300	..	..	..	5,684	177	..	..	..	..	..	7,384
Bukana .. ..	831	770	..	..	175	..	400	57	..	..	..	..	..	2,233
But-Boiken .. ..	1,035	279	484	210	1,670	100	200	195	..	..	..	..	..	4,173
Chuave .. ..	941	750	528	350	..	150	..	175	..	..	20	..	..	2,914
Finschhafen .. ..	2,819	953	1,433	..	15	..	1,053	208	..	100	100	..	..	6,681
Hagen .. ..	2,563	500	613	25	2,131	183	..	..	..	..	..	..	..	6,015
Kafe .. ..	773	..	5	210	555	..	..	27	..	20	55	..	..	1,645
Koronigl .. ..	1,826	2,531	235	..	350	130	..	254	..	..	..	..	..	5,326
Kui .. ..	2,597	375	845	80	..	150	..	..	..	..	..	..	312	4,359
Lavongai .. ..	1,390	766	300	..	55	220	631	178	..	607	..	..	..	4,147
Lei-Wompa .. ..	1,027	1,783	224	..	75	200	300	208	..	142	245	..	268	4,472
Lowa .. ..	3,328	1,298	2,208	20	708	..	507	136	..	..	..	..	..	8,205
Maprik .. ..	1,903	222	1,065	300	1,214	350	..	10	..	..	..	1,041	..	6,105
Markham .. ..	1,564	1,700	..	..	23	600	1,475	78	..	..	120	375	..	5,935
Minj .. ..	2,788	500	610	..	916	..	..	..	..	..	..	..	..	4,814
Ngangamp .. ..	2,541	530	583	..	862	284	..	..	64	..	..	..	..	4,864
Pindiu .. ..	1,324	200	..	..	..	300	..	71	..	..	..	..	..	1,895
Rabaul .. ..	2,841	865	2,722	745	2,146	260	1,829	265	..	..	510	..	..	12,183
Reimber-Livuan .. ..	2,639	2,802	3,349	350	711	20	900	306	..	726	..	..	..	11,803
Siau .. ..	1,057	..	25	..	1,980	..	20	135	..	..	..	575	..	3,792
Siwai .. ..	2,047	600	49	25	15	..	500	105	..	..	25	..	..	3,366
Sunuilbar .. ..	1,351	..	122	..	702	1,750	..	107	..	..	..	..	..	4,032
Takia .. ..	1,663	55	2,652	95	533	84	120	153	..	..	350	..	..	5,705
Teop-Tinutz .. ..	533	564	..	120	214	..	400	120	..	..	..	343	..	2,294
Tikana .. ..	2,430	920	395	284	536	50	260	385	..	236	..	..	..	5,496
Vunamami .. ..	1,936	1,654	1,708	443	717	644	1,550	208	..	519	1,092	..	100	10,571
Vunadadir-Toma-Nanga Nanga .. ..	1,860	1,517	1,283	375	965	1,170	910	252	..	380	545	..	100	9,357
Waiye .. ..	2,192	918	1,439	172	1,407	..	..	198	10	..	25	725	..	7,086
Waskia .. ..	1,000	85	1,836	104	1,100	110	560	123	..	..	165	..	..	5,083
Wewak .. ..	4,945	150	785	706	105	..	120	190	..	..	25	..	..	7,026
Yangoru .. ..	1,146	200	..	..	330	100	30	..	..	150	..	..	30	1,986
Yawar .. ..	1,023	300	75	..	1,274	3,069	..	93	..	..	..	..	..	5,834
Total .. ..	68,809	31,508	29,066	5,402	26,961	13,078	18,579	5,625	223	2,880	3,372	3,116	1,456	210,075

(a) Does not include the provision made for capital works prices variation, amounting to £2,303.

## 14. COMPOSITION OF DISTRICT ADVISORY COUNCILS AT 30TH JUNE, 1962.

Because of the pending reconstitution of district advisory councils no re-appointments or new appointments of non-indigenous persons have been made during the past six months and particulars comparable with those published in Table 14 of Appendix II. of the 1960-61 annual report are therefore not available.

## 15. COMPOSITION OF TOWN ADVISORY COUNCILS AT 30TH JUNE, 1962.

Town.	European.	Mixed Race.	Asian.	Indigenous.
Goroka .. ..	8	..	1	..
Rabaul .. ..	12	2	3	3
Madang .. ..	12	..	1	1
Wewak .. ..	6	..	2	4
Kokopo .. ..	9	..	1	..
Wau-Bulolo .. ..	14	..	..	..
Lae .. ..	13	1	..	2
Total .. ..	74	3	8	10

## APPENDIX II.—continued.

## 16. EXECUTIVE AND ADVISORY ORGANIZATIONS AT 30TH JUNE, 1962.

Name.	Statutory or other Basis of Establishment.	Functions.	Composition.
Medical Board .. ..	<i>Medical Ordinance 1952-1957</i>	Registration of medical and dental practitioners and other medical personnel; administration of professional ethics	<i>Chairman:</i> Director of Public Health <i>Members:</i> Two qualified medical practitioners; two graduates (other than in medicine, surgery or dentistry) of recognized universities; the Secretary, Department of Law. A registered dentist is co-opted as a member when the Board is considering an application for registration as a dentist.
Education Advisory Board ..	<i>Education Ordinance 1952-1957</i>	Advice to the Administrator on all aspects of education in the Territory	<i>Chairman:</i> Director of Education <i>Members:</i> Four representatives of missions' voluntary education agencies and not more than four other members. One indigenous member was appointed in 1960.
District Education Committees	<i>Education Ordinance 1952-1957</i>	Advice to the Administrator on district education matters	A maximum of five members, one of whom is a mission representative.
Papua and New Guinea Copra Industry Stabilization Board	<i>Papua and New Guinea Copra Industry Stabilization Ordinance 1954-1959</i>	Determination of the Copra Fund Bounty	Two representatives of the copra producers of New Guinea, one representative of the copra producers of Papua an officer of the Department of the Treasury and one other member.
Papua and New Guinea Copra Marketing Board	<i>Papua and New Guinea Copra Marketing Board Ordinance 1952-1957</i>	Marketing of copra .. ..	<i>Chairman and five members—</i> two representatives of the copra producers of New Guinea, one representative of the copra producers of Papua, the Director of Agriculture, Stock and Fisheries and one other member. A New Guinean was appointed in 1961.
Rubber Board .. ..	<i>Rubber Ordinance 1953 ..</i>	Consideration of appeals against the classification of rubber for export	Three representatives of the rubber producers and two officers of the Public Service.
Central Advisory Committee for the Education and Advancement of Women	Administrative direction ..	Planning and advice on promotion of advancement of women	<i>Chairman:</i> Executive Officer (Social Development) Ten members, including four officers of the Administration, one Girl Guide, a representative of the mixed race people, two mission representatives and two indigenous representatives. The committee has power to co-opt representatives.
Native Apprenticeship Board	<i>Native Apprenticeship Ordinance 1951-1960</i>	Advice on the development and provision of facilities for trade training of indigenous youth in the Territory	Seven members, three of whom are not employees of the Commonwealth or a Commonwealth instrumentality and are not officers of the Administration.
Administration Supply and Tenders Board	<i>Treasury Ordinance 1951-1960</i>	Control of purchase, supply and disposal of stores, and letting of contracts for works and services	Three officers of the Public Service.
Land Development Board ..	Administrative direction ..	Advice on land development and settlement and on land use pattern	<i>Chairman:</i> Assistant Administrator <i>Members:</i> Director of Lands, Surveys and Mines, Director of Native Affairs, Director of Agriculture, Stock and Fisheries, Director of Forests, Director of Public Works and the Executive Officer (Policy and Planning).

## APPENDIX II.—continued.

## 16. EXECUTIVE AND ADVISORY ORGANIZATIONS AT 30TH JUNE, 1962—continued.

Name.	Statutory or other Basis of Establishment.	Functions.	Composition.
Land Board	<i>Land Ordinance</i> 1911-1960	Consideration of applications for the lease of land, and associated dealings	Chairman, Deputy Chairman and one other member. The Administrator may appoint other persons to act as members in relation to certain localities for a specified period
Tariff Committee	Administrative direction	Advice on customs tariff matters	<i>Chairman:</i> Assistant Administrator (Economic Affairs) <i>Members:</i> Treasurer; Director of Trade and Industry
Town Planning Board	<i>Town Planning Ordinance</i> 1952-1959	Town development, planning and design	Chairman, Deputy Chairman and three other members
Native Loans Board	<i>Native Loans Fund Ordinance</i> 1955-1960	Granting of loans of money or goods to indigenous individuals or groups for economic or welfare purposes	Four members, including an indigenous person appointed by the Administrator
Native Employment Board	<i>Native Employment Board Ordinance</i> 1957-1958	Advice on all aspects of the employment of indigenous persons, including wages, margins for skill, costs of living and conditions of employment	<i>Chairman:</i> An officer of the Administration Two representatives of employers of natives, two native members representing native employees and two officers of the Administration
Native Land Commission	<i>Native Land Registration Ordinance</i> 1952	Determination of ownership of native land and of collective and individual rights in such land.	Chief Commissioner and Commissioners. At present there are six Commissioners
Petroleum Advisory Board	<i>Petroleum (Prospecting and Mining) Ordinance</i> 1951-1961	Advice on all petroleum prospecting and mining operations	Five
Mining Advisory Board	<i>Mining Ordinance</i> 1937-1959	Advice on mining operations	<i>Chairman:</i> Director of Lands, Surveys and Mines. Three technical advisers
Ex-servicemen's Credit Board	<i>Ex-Servicemen's Credit Ordinance</i> 1958-1960	Determination and supervision of loans to eligible ex-servicemen	Three officers of the Departments of the Treasury, Lands, Surveys and Mines, and Agriculture, Stock and Fisheries
Classification Committee	<i>Ex-Servicemen's Credit Ordinance</i> 1958-1960	Investigation and determination of eligibility of applicants for loans	One representative of ex-servicemen resident in the Territory, an officer of the Department of the Treasury, an officer of the Department of Agriculture, Stock and Fisheries and an officer of the Department of Lands, Surveys and Mines
Transport Control Board	Motor Omnibus Regulations (No. 23 of 1962)	Allocation of licences for motor omnibuses and to define the standard and scale of their operations	<i>Chairman:</i> Secretary for Law <i>Deputy Chairman:</i> Secretary, Department of the Administrator <i>Members:</i> One member appointed by the Administrator an alternate member to act in the absence of this member
Stamp Advisory Committee	Administrative direction	Advice on designs for Territory postage stamps	<i>Chairman:</i> Superintendent of Postal Services <i>Members:</i> Two official members and four non-official members, one of whom must be a Papuan or New Guinean

## APPENDIX III.

## JUSTICE.

## (1) SUPREME COURT.

CASES TRIED DURING THE YEAR ENDED 30TH JUNE, 1962.

## A. In its Criminal Jurisdiction—

Offence.	Charged.	Convicted.	Discharged.	<i>Nolle Prosequi.</i>	Sentence.
Offences against the person—					
Murder, wilful .. .. .	58	31	9	18	1 year I.H.L. to sentence of death recorded(a)
Murder .. .. .	6	2	2	2	6 months I.H.L.(b)
Unlawful killing or attempt .. .. .	19	17	1	1	Rising of Court to 3 years I.H.L.(c)
Unlawful wounding .. .. .	15	14	1	..	Recognizance £40 to 18 months I.H.L.
Grievous bodily harm .. .. .	4	3	1	..	Rising of Court to 3 years I.H.L.(d)
Rape .. .. .	21	19	..	2	9 months I.H.L. to 7 years I.H.L.(e)
Unlawful and indecent assault .. .. .	5	3	2	..	Recognizance £50 to 6 months I.H.L.
Other offences against females .. .. .	23	16	4	3	Recognizance £10 to 3 years I.H.L.
Incest .. .. .	6	6	..	..	Recognizance £5 to 18 months I.H.L.
Unnatural and indecent offences .. .. .	5	5	..	..	4 months I.H.L. to 2½ years I.H.L.
Total .. .. .	162	116	20	26	
Offences against property—					
Breaking and entering .. .. .	15	13	2	..	Recognizance £5 to 2 years I.H.L.
Housebreaking .. .. .	9	9	..	..	3 months to 1 year I.H.L.
Stealing .. .. .	13	12	..	1	Recognizance £5 to 2 years I.H.L.
Stealing .. .. .	13	12	..	1	Recognizance £5 to 2 years I.H.L.
Arson .. .. .	2	1	..	1	12 months I.H.L.
Total .. .. .	39	35	2	2	
Offences against currency—					
Forgery .. .. .	5	4	1	..	Recognizance £5 to 5 months I.H.L.
Uttering .. .. .	2	2	..	..	5 months I.H.L. to 9 months I.H.L.
Total .. .. .	7	6	1	..	





## APPENDIX III.—continued.

## (2) DISTRICT COURTS.

CASES TRIED DURING THE YEAR ENDING 30TH JUNE, 1962.

Offences Charged.	Indigenous Persons.			Europeans.			Asians and Mixed Race.		
	Persons Charged.	Persons Convicted.	Persons Referred to Supreme Court.	Persons Charged.	Persons Convicted.	Persons Referred to Supreme Court.	Persons Charged.	Persons Convicted.	Persons Referred to Supreme Court.
<b>Offences against the person—</b>									
Homicide .. .. .	67	..	67	..	..	..	..	..	..
Rape .. .. .	21	..	21	..	..	..	..	..	..
Other offences against women ..	29	..	29	..	..	..	..	..	..
Unlawful wounding and attempted murder .. .. .	21	..	21	..	..	..	..	..	..
Grievous bodily harm .. .. .	14	..	13	..	..	..	..	..	..
Common assault .. .. .	45	32	2	12	6	2	..	..	..
Unnatural and indecent acts ..	5	..	5	1	..	1	..	..	..
<b>Total .. .. .</b>	<b>202</b>	<b>32</b>	<b>158</b>	<b>13</b>	<b>6</b>	<b>3</b>	<b>..</b>	<b>..</b>	<b>..</b>
<b>Offences against property—</b>									
Arson .. .. .	1	..	1	1	..	1	..	..	..
Burglary and breaking and entering Unlawfully on premises .. .. .	26	..	24	..	..	..	..	..	..
Stealing .. .. .	3	3	..	1	1	..	..	..	..
272	237	13	..	..	..	..	..	..	
Receiving and unlawful possession	41	35	..	..	..	..	..	..	..
Forgery .. .. .	8	1	5	..	..	..	1	..	1
Fraud and false pretence .. .. .	4	3	1	..	..	..	..	..	..
Valueless cheques .. .. .	..	..	..	4	3	..	2	2	..
Malicious damage .. .. .	10	9	..	1	1	..	..	..	..
Unlawfully lighting figures ..	4	3	..	..	..	..	..	..	..
<b>Total .. .. .</b>	<b>369</b>	<b>291</b>	<b>44</b>	<b>7</b>	<b>5</b>	<b>1</b>	<b>3</b>	<b>2</b>	<b>1</b>
<b>Offences against public order—</b>									
Attempted suicide .. .. .	..	..	..	1	..	1	..	..	..
Incest .. .. .	6	..	6	..	..	..	1	..	1
Indecent, offensive and riotous behaviour .. .. .	36	21	14	..	..	..	1	1	..
Vagrancy .. .. .	133	75	..	..	..	..	2	2	..
Driving and traffic offences ..	132	126	..	67	53	..	11	11	..
<b>Total .. .. .</b>	<b>307</b>	<b>222</b>	<b>20</b>	<b>68</b>	<b>53</b>	<b>1</b>	<b>15</b>	<b>14</b>	<b>1</b>
<b>Offences under laws relating to—</b>									
Health and pure foods .. .. .	7	3	..	1	..	..	1	1	..
Poisons and dangerous substances	11	9	..	..	..	..	..	..	..
Firearms .. .. .	5	4	..	15	14	..	8	8	..
Liquor .. .. .	165	156	..	8	8	..	1	1	..
Prisons .. .. .	5	5	..	..	..	..	..	..	..
Native women's protection ..	..	..	..	1	1	..	..	..	..
<b>Total .. .. .</b>	<b>193</b>	<b>177</b>	<b>..</b>	<b>25</b>	<b>23</b>	<b>..</b>	<b>10</b>	<b>10</b>	<b>..</b>
<b>Grand Total .. .. .</b>	<b>1,071</b>	<b>692</b>	<b>222</b>	<b>113</b>	<b>87</b>	<b>5</b>	<b>28</b>	<b>26</b>	<b>2</b>

APPENDIX III.—*continued.*

## (3) COURTS FOR NATIVE AFFAIRS.

CASES TRIED DURING THE YEAR ENDING 30TH JUNE, 1962.

Offences.	Charged.	Convicted.
Offences against the person—		
Assault .. .. .	1,657	1,607
Threatening behaviour .. .. .	414	404
	2,071	2,011
Offences against property—		
Stealing .. .. .	736	704
Unlawfully lighting fires .. .. .	174	173
Trespass .. .. .	12	11
	922	888
Offences against the public orders—		
Contempt of Court .. .. .	386	386
Bribery .. .. .	13	13
Disobeying lawful order of a proper authority .. .. .	960	958
Offences against local government rules .. .. .	343	317
Riotous behaviour .. .. .	5,220	5,018
Obscene and indecent, offensive and insulting behaviour .. .. .	422	388
Unlawfully carrying weapons in a town .. .. .	10	9
Spreading false reports giving rise to unrest .. .. .	145	136
Vagrancy .. .. .	114	54
	7,613	7,279
Offences against laws relating to—		
Adultery .. .. .	1,007	988
Census .. .. .	397	391
Corrective institution .. .. .	242	242
Gambling .. .. .	2,172	2,018
Liquor .. .. .	179	172
Maintenance .. .. .	12	11
Prostitution .. .. .	31	31
Public health .. .. .	272	269
Sorcery .. .. .	64	62
	4,376	4,184
Total .. .. .	14,982	14,362

## APPENDIX IV.

## PUBLIC FINANCE.

## 1. REVENUE AND EXPENDITURE DURING THE YEARS 1957-58 TO 1961-62.

Revenue and Expenditure.	1957-58.	1958-59.	1959-60.	1960-61.	1961-62.
	£	£	£	£	£
<b>Revenue—</b>					
Internal Receipts .. .. .	2,926,026	3,555,373	3,825,111	4,129,441	4,193,526
Grant by Commonwealth of Australia <sup>(a)</sup> ..	(b) 6,188,821	6,706,373	7,859,921	9,281,595	10,114,366
<b>Total Revenue .. .. .</b>	<b>9,114,847</b>	<b>10,261,746</b>	<b>11,685,032</b>	<b>13,411,036</b>	<b>14,307,892</b>
<b>Expenditure—</b>					
Total Expenditure .. .. .	(b) 9,114,847	10,261,746	11,685,032	13,771,368	14,598,328
Less amount chargeable to Loan Fund ..	..	..	..	360,332	290,436
<b>Expenditure from Revenue .. .. .</b>	<b>(b) 9,114,847</b>	<b>10,261,746</b>	<b>11,685,032</b>	<b>13,411,036</b>	<b>14,307,892</b>

(a) The annual grants by the Government of the Commonwealth of Australia are made to the Territory of Papua and New Guinea and these amounts have been allocated to New Guinea. (b) The repayment of the advance of £119,100 has not been included in the 1957-58 expenditure figure and the grant has been reduced accordingly.

## 2. REVENUE DURING THE YEARS 1957-58 TO 1961-62.

Source.	1957-58.	1958-59.	1959-60.	1960-61.	1961-62.
	£	£	£	£	£
Customs .. .. .	1,894,125	2,415,514	1,699,039	1,599,299	1,781,050
Licences .. .. .	60,261	63,801	67,588	75,699	85,464
Stamp Duties .. .. .	48,742	40,396	41,291	35,642	79,644
Postal .. .. .	137,476	153,920	175,679	215,663	247,387
Land Revenue .. .. .	(a) 65,879	70,027	56,974	73,682	63,161
Mining Receipts .. .. .	24,549	13,419	15,666	14,687	12,917
Fees and Fines .. .. .	13,932	14,666	16,148	22,242	22,800
Health Revenue .. .. .	36,746	50,374	45,838	43,565	51,928
Forestry .. .. .	213,558	202,589	213,947	231,377	198,020
Agriculture .. .. .	25,153	39,458	53,873	50,925	116,056
Direct Taxation <sup>(b)</sup> .. .. .	69,304	113,106	1,050,211	1,318,654	1,043,879
Public Utilities .. .. .	197,562	233,253	263,385	(a) 298,296	327,685
Miscellaneous .. .. .	(a) 138,739	144,850	125,472	149,710	163,535
<b>Total Internal Revenue .. .. .</b>	<b>2,926,026</b>	<b>3,555,373</b>	<b>3,825,111</b>	<b>4,129,441</b>	<b>4,193,526</b>
<b>Grant by Commonwealth Government of Australia ..</b>	<b>6,188,821</b>	<b>6,706,373</b>	<b>7,859,921</b>	<b>9,281,595</b>	<b>10,114,366</b>
<b>Total Revenue .. .. .</b>	<b>9,114,847</b>	<b>10,261,746</b>	<b>11,685,032</b>	<b>13,411,036</b>	<b>14,307,892</b>

(a) Revised dissection.

(b) Includes personal tax shown in revenue figures in 1957-58 and 1958-59 report.

## APPENDIX IV.—continued.

## 3. EXPENDITURE DURING THE YEARS 1957-58 TO 1961-62.

Hheads of Expenditure.	1957-58.	1958-59.	1959-60.	1960-61.	1961-62.
	£	£	£	£	£
Expenditure from Revenue—					
Special Appropriations .. .. .	21,235	24,681	39,269	163,201	267,881
Departments—					
Administrator—					
Administrator .. .. .	136,398	171,269	210,498	241,381	235,621
Legislative and Executive Councils(a) .. .. .	7,919	7,506	8,339	14,883	16,899
Information and Extension Services .. .. .	..	..	15,000	35,048	47,454
Public Service Commissioner .. .. .	110,291	111,665	113,055	137,270	142,085
Treasury—					
Central Treasury(b) .. .. .	614,491	578,786	646,747	800,870	898,065
Taxation Branch .. .. .	..	..	16,792	27,171	32,494
Motor Transport Branch .. .. .	(c)	(c)	(c)	(c)	(c)
Stores and Supply Branch .. .. .	(d) 830,276	(d) 1,067,106	(d) 1,080,055	(d) 1,294,286	(d) 1,167,306
Government Printing Office .. .. .	(e)	(e) 3,768	(e)	(e)	(e)
Public Health .. .. .	1,225,650	1,256,924	1,449,560	1,644,306	1,844,216
Native Affairs .. .. .	662,932	713,902	801,832	871,085	948,503
Agriculture, Stock and Fisheries .. .. .	389,552	449,334	552,375	627,431	680,851
Education .. .. .	637,238	775,429	873,159	1,286,235	1,560,054
Labour .. .. .	..	..	..	(h) 26,323	(h) 86,006
Police .. .. .	237,893	264,751	404,793	459,703	535,688
Law—					
Law .. .. .	80,809	90,525	98,395	124,794	136,460
Corrective Institutions Branch .. .. .	7,726	10,515	17,142	28,047	41,143
Lands, Surveys and Mines .. .. .	143,538	163,962	200,746	236,493	298,087
Forests .. .. .	239,908	257,112	282,786	310,436	305,160
Posts and Telegraphs .. .. .	361,444	395,679	446,519	516,499	563,253
Trade and Industry .. .. .	125,579	141,370	144,569	168,722	179,437
Public Works—					
Electrical Undertakings Branch .. .. .	..	(g) 6,652	(g)	(g)	(g)
Public Works .. .. .	362,116	248,561	253,472	315,503	256,538
General Maintenance .. .. .	855,944	955,891	1,204,329	1,319,105	1,551,345
Capital Works and Services .. .. .	1,684,176	2,029,654	2,284,007	(i) 2,360,859	(i) 2,024,752
Purchase of Capital Assets .. .. .	379,732	536,704	541,593	401,385	488,594
Expenditure from Revenue .. .. .	(f) 9,114,847	10,261,746	11,685,032	13,411,036	14,307,892
Expenditure chargeable to Loan Fund—					
Capital Works and Services .. .. .	..	..	..	360,332	290,436
Total Expenditure .. .. .	(f) 9,114,847	10,261,746	11,685,032	13,771,368	14,598,328

(a) Includes the Administrator's Council, which replaced the Executive Council during 1960-61. (b) Includes expenditure previously shown under items "Civil Affairs Headquarters" and "Public Libraries Branch". (c) Transport costs have been transferred to consuming Departments. (d) Expenditures shown include cost of general stores for all Departments except Public Works. (e) Printing costs have been transferred to consuming Departments. (f) Does not include repayment of advance of £119,100 received in 1956-57. (g) Net expenditure after allowing for transfers to "Maintenance" and "Capital Works". (h) New Item. (i) Additional expenditure on this item under "Expenditure chargeable to Loan Fund".

APPENDIX IV.—*continued.*

## 4. TERRITORY OF PAPUA AND NEW GUINEA LOAN FUND: RECEIPTS AND EXPENDITURE, 1961-62.

Expenditure.	Period ended 30th June.				Receipts.	Period ended 30th June.			
	1961.		1962.			1961.		1962.	
	£	s. d.	£	s. d.		£	s. d.	£	s. d.
Loan Electricity Account— Capital Works and Services .. ..	152,819	0 6	14,645	8 8	Balance from 30th June	123,195	0 0	..	..
Loan Raising Expenses ..	13	19 6	1,573	11 4	Loan Electricity Account	29,638	0 0	16,219	0 0
Loan Works and Services Account— Capital Works and Services .. ..	398,846	0 4	482,131	4 8	Loan Works and Services Account .. ..	400,390	0 0	513,490	0 0
Loan Raising Expenses ..	1,543	19 8	1,649	15 4					
Redemption Account ..	..	..	..	..					
Balance at 30th June ..	..	..	29,709	0 0					
<b>Total .. ..</b>	<b>553,223</b>	<b>0 0</b>	<b>529,709</b>	<b>0 0</b>	<b>Total .. ..</b>	<b>553,223</b>	<b>0 0</b>	<b>529,709</b>	<b>0 0</b>

NOTE.—Break-up for the Territories of Papua and New Guinea is unavailable.

## APPENDIX V.

## TAXATION.

## 1. RATES OF TAX—INDIVIDUALS—FOR THE FINANCIAL YEAR ENDING 30TH JUNE, 1962.

Column 1. Taxable Income not less than—	Column 2. Taxable Income not more than—	Column 3. Tax on Amount set out in Column 1.	Column 4. Tax on remainder of Taxable Income.
£ Nil	£ 150	£ s. d. Nil	plus 1d. on each £1
150	200	12 6	plus 3d. on each £1 in excess of £150
200	300	1 5 0	plus 6d. on each £1 in excess of £200
300	500	3 15 0	plus 12d. on each £1 in excess of £300
500	600	13 15 0	plus 15d. on each £1 in excess of £500
600	800	20 0 0	plus 18d. on each £1 in excess of £600
800	1,200	35 0 0	plus 24d. on each £1 in excess of £800
1,200	1,600	75 0 0	plus 30d. on each £1 in excess of £1,200
1,600	2,000	125 0 0	plus 36d. on each £1 in excess of £1,600
2,000	2,400	185 0 0	plus 42d. on each £1 in excess of £2,000
2,400	3,000	255 0 0	plus 48d. on each £1 in excess of £2,400
3,000	4,000	375 0 0	plus 54d. on each £1 in excess of £3,000
4,000	5,000	600 0 0	plus 60d. on each £1 in excess of £4,000
5,000	6,000	850 0 0	plus 66d. on each £1 in excess of £5,000
6,000	12,000	1,125 0 0	plus 72d. on each £1 in excess of £6,000
12,000	..	2,925 0 0	plus 80d. on each £1 in excess of £12,000

## 2. TERRITORY OF PAPUA AND NEW GUINEA: PARTNERSHIPS: 1961-62 ASSESSMENTS CLASSIFIED BY GRADE OF NET INCOME.

Grade of Net Income.							Partnerships.	Net Income.	Depreciable Assets Purchased During Year.
£	£					No.	£	£	
Loss	..	..	..	..	..	71	128,970	65,277	
Nil Income	..	..	..	..	..	2	..	..	
1- 999	..	..	..	..	..	104	44,238	73,207	
1,000- 1,999	..	..	..	..	..	68	101,122	43,522	
2,000- 2,999	..	..	..	..	..	42	100,595	38,860	
3,000- 3,999	..	..	..	..	..	34	120,431	53,701	
4,000- 4,999	..	..	..	..	..	35	168,530	46,873	
5,000- 9,999	..	..	..	..	..	73	503,697	205,300	
10,000-14,999	..	..	..	..	..	27	324,660	57,324	
15,000-19,999	..	..	..	..	..	10	166,047	16,319	
20,000 and over	..	..	..	..	..	9	348,116	111,005	
Total	..	..	..	..	..	475	(a) 1,748,472	711,388	

(a) Total adjusted by subtraction of "Loss".

## APPENDIX V.—continued.

## 3. TERRITORY OF PAPUA AND NEW GUINEA: TRUSTS: 1961-62 ASSESSMENTS CLASSIFIED BY GRADE OF NET INCOME.

Grade of Net Income.							Trusts.	Net Income.	Depreciable Assets Purchased During Year.
							No.	(£'000).	(£'000).
£	£								
Loss	..	..	..	..	..	7	..	9,021	
Nil Income	..	..	..	..	..	5	..	..	
1- 999	..	..	..	..	..	52	19,310	523	
1,000-1,999	..	..	..	..	..	33	44,909	..	
2,000-2,999	..	..	..	..	..	5	12,947	..	
3,000-3,999	..	..	..	..	..	6	20,660	16,117	
4,000-4,999	..	..	..	..	..	2	9,821	..	
5,000 and over	..	..	..	..	..	2	20,464	38	
Total	..	..	..	..	..	112	128,111	25,699	

## 4. TERRITORY OF PAPUA AND NEW GUINEA: PARTNERSHIPS AND TRUSTS: 1961-62 ASSESSMENTS CLASSIFIED BY INDUSTRY.

Industry.							Partnerships.	Trusts.
							No.	No.
Primary Production	..	..	..	..	..	..	159	45
Mining	..	..	..	..	..	..	4	..
Manufacturing	..	..	..	..	..	..	22	..
Building and Construction	..	..	..	..	..	..	18	..
Communication and Transport	..	..	..	..	..	..	25	2
Wholesale and Retail Trade	..	..	..	..	..	..	157	3
Education, Health, Legal and Religion	..	..	..	..	..	..	24	1
Other Industries	..	..	..	..	..	..	19	..
Industry Not Stated	..	..	..	..	..	..	1	..
Taxable Income from Property Sources only	..	..	..	..	..	..	46	60
Total	..	..	..	..	..	..	475	112

## APPENDIX V.—continued.

## 5. TERRITORY OF PAPUA AND NEW GUINEA: COMPANY TAXATION FOR ASSESSMENT YEAR 1961-62: TAXABLE ASSESSMENTS CLASSIFIED BY GRADE OF TAXABLE INCOME.

Grade of Taxable Income.	Number of Tax-payers.	Dividends.		Stock.		Depreciable Assets.			Taxable Income.	Net Tax Assessed.	
		Paid.	Included in Assessable Income.	At Beginning of Year.	At End of Year.	At Beginning of Year.	Purchased During Year.	Sold During Year.			Depreciation Allowed.
(i) RESIDENT COMPANIES.											
1- 999 ..	38	8,750	122	303,472	155,935	59,223	52,833	1,544	16,737	13,961	1,836
1,000- 4,999 ..	66	97,561	2,822	182,625	218,735	364,934	126,177	24,852	70,041	168,736	22,464
5,000- 9,999 ..	43	132,590	22,137	171,434	287,029	421,604	221,793	80,661	91,779	296,180	41,411
10,000-19,999 ..	24	129,179	18,690	314,043	360,088	658,952	154,222	15,774	90,637	334,093	51,206
20,000-49,999 ..	27	483,451	12,755	421,019	541,668	773,966	201,691	6,594	139,077	775,057	138,983
50,000 and over ..	12	558,136	156,430	2,609,697	3,602,461	2,036,299	459,932	37,368	324,150	1,875,417	336,229
Total ..	210	1,409,667	212,956	4,002,290	5,165,916	4,314,978	1,216,648	166,793	732,421	3,463,444	592,129
(ii) NON-RESIDENT COMPANIES.											
1- 999 ..	129	2,252	..	4,560	7,032	11,950	27	568	2,056	25,392	4,377
1,000- 4,999 ..	33	..	1,828	..	..	4,143	4,835	600	1,231	88,469	17,018
5,000- 9,999 ..	7	19,033	7,838	4,343	3,536	29,428	3,156	68	3,225	49,698	9,067
10,000-19,999 ..	5	..	..	4,119	660	2,568	4,379	323	728	66,554	10,967
20,000-49,999 ..	10	108,747	22,790	128,765	105,732	210,766	47,851	4,363	27,460	263,711	49,210
50,000 and over ..	11	373,193	585,789	1,972,936	2,376,914	1,964,838	354,801	42,093	334,747	1,917,601	289,362
Total ..	195	503,225	618,245	2,114,723	2,493,874	2,223,693	415,049	48,015	369,447	2,411,425	380,001

## 6. INCOME TAXATION FOR ASSESSMENT YEAR 1961-62 (INCOME DERIVED IN 1960-61): RESIDENT INDIVIDUALS CLASSIFIED BY GRADE OF ACTUAL INCOME.

Grade of Actual Income.	Taxpayers.			Actual Income.	Taxable Income.			Net Tax Assessed.
	Males.	Females.	Total.		Salaries and Wages.	Other.	Total.	
	No.	No.	No.		£	£	£	
105- 999 ..	21	5	26	4,497	3,174	167	3,341	18
200- 299 ..	81	34	115	28,460	18,347	261	18,608	102
300- 399 ..	77	44	121	42,551	25,147	464	25,611	229
400- 499 ..	142	180	322	144,928	63,349	4,067	67,416	703
500- 599 ..	141	156	297	162,653	76,568	7,957	84,525	1,238
600- 699 ..	145	151	296	191,677	99,351	10,241	109,592	2,223
700- 799 ..	193	131	324	242,270	126,600	19,033	145,633	3,768
800- 899 ..	170	136	306	259,631	133,658	22,245	155,903	4,609
900- 999 ..	177	118	295	279,161	145,481	21,598	167,079	5,577
1,000-1,099 ..	164	69	233	244,637	133,232	23,411	156,643	6,143
1,100-1,199 ..	211	64	275	315,984	168,107	23,841	191,948	7,972
1,200-1,299 ..	247	55	302	377,546	204,528	28,125	232,653	10,680
1,300-1,399 ..	297	48	345	465,365	258,116	32,866	290,982	14,450
1,400-1,499 ..	315	43	358	519,141	282,242	43,696	325,938	17,177
1,500-1,999 ..	1,282	74	1,356	2,329,726	1,252,731	187,744	1,440,475	86,958
2,000-2,999 ..	859	58	917	2,175,633	1,061,030	330,233	1,391,263	109,618
3,000-3,999 ..	170	21	191	649,217	204,693	258,645	463,338	50,656
4,000-4,999 ..	76	9	85	378,244	87,615	215,491	303,106	42,685
5,000 and over ..	86	14	100	762,240	45,325	631,101	676,426	133,007
Total ..	4,854	1,410	6,264	9,573,661	4,389,294	1,861,186	6,250,480	497,813



## APPENDIX VI.

## MONEY AND BANKING.

A. Information as to the total amount of currency in circulation in the Territory is not available.

B. The foreign exchange requirements of the Territory are provided through the banking system of the Administering Authority.

C. The rates of interest, other than on Territory Securities and Savings Certificates (of the Territory of Papua and New Guinea), applying in the Territory at 30th June, 1962, were the same as the rates applying in Australia. The rates were as set out below—

Item.	Rate per Annum.
	per cent.
<b>Lending Rates—</b>	
Reserve Bank of Australia—	
Rural Credits Department—	
Government guaranteed loans .. .. .	4
Other .. .. .	4½
Commonwealth Development Bank of Australia .. .. .	(a) 7
<b>Trading Banks—Overdraft—</b>	
Commonwealth Trading Bank—	
General .. .. .	(a) 7
Local Government Authorities .. .. .	5½
Other Trading Banks—General .. .. .	(a) 7
<b>Savings Banks—(Predominant Rates)—</b>	
Loans to Local Government Authorities .. .. .	5½–5½
Credit Foncier Housing and Mortgage Loans .. .. .	5½–5½
Loans to Co-operative Building and Housing Societies .. .. .	5½–5½
Life Assurance Companies—Loans on own Policies .. .. .	6–7
<b>Deposit Rates—</b>	
Trading Banks—Fixed Deposits—	
3 months but less than 12 months .. .. .	3½
12 months .. .. .	4
Commonwealth Savings Bank and Private Savings Banks—	
Deposits Ordinary Accounts—(b)—	
£1–£3,000 .. .. .	3½
Friendly and other Society Accounts—	
£1–£3,000 .. .. .	3½
£3,001 and over .. .. .	2
Commonwealth Securities—	
Commonwealth Loans—Long Term .. .. .	5

(a) Maximum rate.

(b) No interest is payable on amounts in excess of £3,000.

APPENDIX VI.—*continued.*MONEY AND BANKING—*continued.*

D. The rates of interest applicable to Premium Securities are—

Date of Issue.	Series.	Interest Rate.
1st November, 1960 .. .. .	1	4½ per cent. to 31st December, 1963 5 per cent. to 31st December, 1964, thence 5½ per cent. to maturity, 31st December, 1967
20th April, 1961 .. .. .	2	5 per cent. to 30th June, 1963 5½ per cent. to 30th June, 1965, thence 5¾ per cent. to maturity, 30th June, 1968
15th January, 1962 .. .. .	3	5 per cent. to 30th June, 1964 5½ per cent. to 30th June, 1966, thence 5¾ per cent. to maturity, 30th June, 1969

After three months from the date of issue Territory Savings Certificates may be cashed for the following amounts for each £1 of purchase price:—

After the Date of Issue.	Series 1.	Series 2.
	£ s. d.	£ s. d.
Within 1 year .. .. .	1 0 0	1 0 0
On or after the end of 1 year but within 2 years .. .. .	1 0 10	1 1 0
On or after the end of 2 years, but within 3 years .. .. .	1 1 9	1 2 1
On or after the end of 3 years, but within 4 years .. .. .	1 2 11	1 3 4
On or after the end of 4 years, but before maturity .. .. .	1 4 1	1 4 8
At or after maturity .. .. .	1 5 7	1 6 3

E. There are four trading banks operating in the Trust Territory of New Guinea, namely the Commonwealth Trading Bank of Australia and three private trading banks—the Australia and New Zealand Bank Ltd., the Bank of New South Wales and the National Bank of Australasia Ltd.

The Reserve Bank of Australia has an office in Port Moresby, where, in addition to carrying out normal reserve-bank functions in relation to the Territory of Papua and New Guinea, it maintains a Registry of Territory Inscribed Stock on behalf of the Administration.

F. Information regarding the classification of loans according to the purposes for which they were made is not available for the Territory of New Guinea. The following figures show the classification of advances of the trading banks in the Territory of Papua and New Guinea:—

TERRITORY OF PAPUA AND NEW GUINEA: CLASSIFICATION OF ADVANCES OF TRADING BANKS.(a)  
(£'000.)

	June, 1958.	June, 1959.	June, 1960.	June, 1961.	June, 1962.
Agriculture, Grazing and Dairying .. .. .	727.8	747.5	837.1	1,068.2	1,063
Manufacturing .. .. .	221.8	102.5	96.4	106.0	175
Transport, Storage and Communications .. .. .	129.4	82.7	74.3	141.0	106
Finance, Building Construction and Commerce .. .. .	863.8	676.4	872.8	1,003.5	1,050
All other .. .. .	467.4	458.6	529.3	558.3	540
Total .. .. .	2,410.1	2,067.7	2,409.9	2,877.0	2,934

(a) The date to which information used in compiling the above figures relates varies from one bank to another, but is approximately the end of June in each case.

## APPENDIX VII.

## COMMERCE AND TRADE.

NOTE.—Detailed information on the Territory's overseas trade (including countries of origin and destination of import and exports respectively) is available in a yearly bulletin—"Oversea Trade"—published by the Administration of the Territory of Papua and New Guinea. Copies of this bulletin for the year ended 30th June, 1962, have been supplied to the Trusteeship Council.

## 1. VALUE OF OVERSEA TRADE DURING THE YEARS 1957-58 TO 1961-62.

	1957-58.	1958-59.	1959-60.	1960-61.	1961-62.
	£	£	£	£	£
Imports .. .. .	11,545,880	11,938,628	12,622,354	16,803,152	16,078,490
Exports—					
New Guinea Produce .. .. .	7,964,086	11,166,833	13,484,734	11,108,279	11,214,495
Gold .. .. .	851,506	736,354	632,729	680,224	717,596
Items not of New Guinea Origin .. .. .	812,456	788,690	844,893	928,386	849,235
Total Exports .. .. .	9,628,048	12,691,877	14,962,356	12,716,889	12,781,326
Total Trade .. .. .	21,173,928	24,630,505	27,584,710	29,520,041	28,859,816

NOTE.—Separate particulars of Private and Government imports and exports are not available.

## 2. IMPORTS DURING THE YEARS 1957-58 TO 1961-62, SHOWING VALUE BY STATISTICAL SECTIONS.

Section.(a)	1957-58.	1958-59.	1959-60.	1960-61.	1961-62.
	£	£	£	£	£
Section 0.—Food .. .. .	2,941,556	3,130,807	3,285,608	3,862,302	4,164,782
Section 1.—Beverages and Tobacco .. .. .	692,963	686,815	596,123	687,215	750,602
Section 2.—Crude Materials inedible, except Fuels	46,641	42,252	47,941	53,234	46,113
Section 3.—Mineral Fuels, Lubricants and Related Materials .. .. .	694,741	615,773	693,927	856,977	857,825
Section 4.—Animal and Vegetable Oils and Fats ..	10,958	10,239	9,351	11,666	14,032
Section 5.—Chemicals .. .. .	790,976	850,452	876,876	1,069,317	1,192,279
Section 6.—Manufactured Goods, Classified chiefly by material .. .. .	2,552,544	2,620,997	2,774,733	3,769,896	3,030,417
Section 7.—Machinery and Transport Equipment ..	2,169,954	2,247,124	2,368,144	3,724,791	3,226,991
Section 8.—Miscellaneous Manufactured Articles ..	1,247,226	1,286,160	1,434,526	2,110,550	2,072,814
Section 9.—Miscellaneous Transactions and Commodities N.E.S. .. .. .	304,453	327,973	391,500	483,307	539,568
Total of the above .. .. .	11,452,012	11,818,592	12,478,729	16,629,255	15,895,423
Outside packages .. .. .	93,868	120,036	143,625	173,897	183,067
Total Imports .. .. .	11,545,880	11,938,628	12,622,354	16,803,152	16,078,490

(a) Based on Standard International Trade Classification.

APPENDIX VII.—*continued.*

## 3. IMPORTS DURING THE YEAR ENDED 30TH JUNE, 1962, BY COUNTRIES OF ORIGIN.(a)

Country.	Value.
	£
Australia .. .. .	8,710,921
United Kingdom .. .. .	1,191,493
Borneo (British) .. .. .	153
Canada .. .. .	39,444
Ceylon .. .. .	41,315
Hong Kong .. .. .	1,053,324
India .. .. .	146,957
New Zealand .. .. .	116,621
Singapore .. .. .	57,360
Other Commonwealth .. .. .	62,628
Austria .. .. .	13,550
Belgium .. .. .	34,596
China, Republic of (Mainland) .. .. .	17,266
Czechoslovakia .. .. .	12,909
Denmark .. .. .	9,298
France .. .. .	58,264
Germany, Federal Republic of .. .. .	615,541
Indonesia, Republic of .. .. .	649,482
Italy .. .. .	55,413
Japan .. .. .	1,406,688
Netherlands .. .. .	143,406
Norway .. .. .	4,051
Spain .. .. .	2,210
Sweden .. .. .	82,921
Switzerland .. .. .	45,801
Union of Soviet Socialist Republics .. .. .	493
United States of America .. .. .	1,142,092
Other .. .. .	200,302
Unspecified .. .. .	163,991
Total .. .. .	16,078,490

(a) "Country of origin" denotes country of production irrespective of country where purchased.

APPENDIX VII.—*continued.*

## 4. EXPORTS DURING THE YEAR ENDED 30TH JUNE, 1962: QUANTITY AND VALUE.

Commodity.	Unit of Quantity.	Quantity.	Value.
			£
Coconuts, whole .. .. .	cwt.	6,392	8,588
Passionfruit Juice and Pulp .. .. .	lb.	492,917	89,002
Coffee Beans .. .. .	ton	3,409	1,546,263
Cocoa Beans .. .. .	ton	9,902	1,960,436
Copra oil cake and meal .. .. .	ton	11,506	260,474
Crocodile skins .. .. .	..	..	123,607
Peanuts .. .. .	ton	2,202	303,866
Copra .. .. .	ton	59,381	3,664,845
Timber, logs .. .. .	super. ft.	1,691,875	41,208
Timber, sawn .. .. .	super. ft.	2,700,250	187,862
Shell, green snail .. .. .	ton	16	6,877
Shell, trochus .. .. .	ton	138	21,712
Coconut, (Copra) oil .. .. .	ton	19,627	1,969,389
Veneer sheets .. .. .	(a) square ft.	5,051,675	31,574
Plywood .. .. .	(b) square ft.	26,358,201	935,100
Gold .. .. .	..	..	717,596
Other Produce .. .. .	..	..	63,692
Total Produce, New Guinea .. .. .	..	..	11,932,091
Total Re-exports .. .. .	..	..	849,235
Total .. .. .	..	..	12,781,326

(a) Veneer unit is face area x  $\frac{1}{4}$  inch.(b) Plywood unit is face area x  $\frac{1}{4}$  inch.

## APPENDIX VII.—continued.

## 5. DIRECTION OF EXPORTS DURING THE YEAR ENDED 30TH JUNE, 1962.

Country.	Value.		
	New Guinea Produce.	Re-exports.	Total.
	£	£	£
Australia .. .. .	4,996,878	547,559	5,544,437
United Kingdom .. .. .	4,581,932	12,246	4,594,178
Canada .. .. .	29	230	259
Hong Kong .. .. .	4,277	13,720	17,997
New Zealand .. .. .	20,912	1,401	22,313
Singapore .. .. .	48,058	1,023	49,081
Other Commonwealth .. .. .	7,028	54,355	61,383
Austria .. .. .	4,312	50	4,362
Belgium .. .. .	230,365	..	230,365
Denmark .. .. .	1,626	458	2,084
France .. .. .	42,886	300	43,186
Germany, Federal Republic of .. .. .	590,046	16,306	606,352
Italy .. .. .	19,703	15	19,718
Japan .. .. .	369,728	126,135	495,863
Netherlands .. .. .	470,477	5,005	475,482
Netherlands New Guinea .. .. .	22,465	2,793	25,258
Sweden .. .. .	..	1,197	1,197
Switzerland .. .. .	1,715	13,912	15,627
United States of America .. .. .	508,714	51,327	560,041
Other .. .. .	10,846	351	11,197
Unspecified .. .. .	94	852	946
<b>Total .. .. .</b>	<b>11,932,091</b>	<b>849,235</b>	<b>12,781,326</b>

## 6. PARTICULARS OF REGISTERED COMPANIES OPERATING IN THE TERRITORY AT 30TH JUNE, 1962.

Category.	Incorporated as Local Companies.		Registered as Foreign Companies.	
	Number.	Capital.	Number.	Capital.
		£		£
Commercial .. .. .	185	22,918,250	48	{ (a) 68,608,884 \$12,000
Plantation .. .. .	136	16,121,000	6	{ 9,853,000
Air Line .. .. .	5	870,000	2	{ 1,750,000
Mining and Oil .. .. .	6	775,000	14	{ (b) 38,856,813 \$6,000,000
Insurance .. .. .	2	550,000	45	{ 116,822,795 (a) \$10,000,000
Banking .. .. .	..	..	6	{ (c) \$7,500,000 89,450,000
Association not for gain .. .. .	15	250	15	{ 100
<b>Total .. .. .</b>	<b>349</b>	<b>41,234,500</b>	<b>136</b>	<b>325,341,592</b>
(a) Hong Kong .. .. .	..	..	..	(a) \$10,012,000
(b) Canada .. .. .	..	..	..	(b) \$6,000,000
(c) United States of America .. .. .	..	..	..	(c) \$7,500,000

## APPENDIX VII.—continued.

## 7. PARTICULARS OF COMPANIES REGISTERED IN THE TERRITORY FROM 1ST JULY 1961 TO 30TH JUNE, 1962.

Category.	Registered.		Increased Capital.		De-registered and Decreased Capital.	
	Number.	Nominal Capital.	Number.	Nominal Capital.	Number.	Nominal Capital.
		£		£		£
<b>LOCAL COMPANIES.</b>						
Commercial .. .. .	25	6,175,000	2	111,250	11	427,000
Plantation .. .. .	12	3,415,000	..	..	9	585,000
Airline .. .. .	..	..	..	..	2	40,000
Mining and Oil .. .. .	..	..	..	..	..	..
Insurance .. .. .	..	..	..	..	..	..
Banking .. .. .	..	..	..	..	..	..
Associations not for gain .. .. .	1	..	..	..	..	..
<b>Total .. .. .</b>	<b>38</b>	<b>9,590,000</b>	<b>2</b>	<b>111,250</b>	<b>22</b>	<b>1,052,000</b>
<b>FOREIGN COMPANIES.</b>						
Commercial .. .. .	11	4,705,000	2	5,080,000	4	10,261,000
Plantation .. .. .	..	..	1	5,000,000	7	1,300,000
Air Line .. .. .	..	..	..	..	..	..
Mining and Oil .. .. .	4	2,515,000	..	..	1	100,000
Insurance .. .. .	3	2,800,000	2	28,750,000	..	475,000
Banking .. .. .	1	10,000,000	..	..	..	..
Associations not for gain .. .. .	1	..	..	..	..	..
<b>Total .. .. .</b>	<b>20</b>	<b>20,020,000</b>	<b>5</b>	<b>38,830,000</b>	<b>12</b>	<b>12,136,000</b>

## 8. PARTICULARS OF REGISTERED COMPANIES OPERATING IN THE TERRITORY FROM 1ST JULY, 1957 TO 30TH JUNE, 1962.

	1957-58.	1958-59.	1959-60.	1960-61.	1961-62.
Number of local companies .. .. .	259	277	293	333	349
Nominal capital of local companies .. .. .	£19,659,200	£24,484,200	£27,705,200	£32,585,250	£41,234,500
Number of foreign companies .. .. .	98	107	123	128	136
Nominal capital of foreign companies .. .. .	£204,106,592	£221,692,592	£280,067,592	£278,627,592	£325,341,592
(a) .. .. .	\$10,000,000	\$10,000,000	\$10,000,000	\$10,012,000	\$10,012,000
(b) .. .. .	\$6,000,000	\$6,000,000	\$6,000,000	\$6,000,000	\$6,000,000
(c) .. .. .	..	..	..	\$7,500,000	\$7,500,000

(a) Hong Kong.

(b) Canada.

(c) United States of America.

## APPENDIX VIII.

## AGRICULTURE.

## 1. LAND TENURE AT 30TH JUNE, 1962.

Tenure.	Acres.	Acres.	Acres.
Total area of New Guinea .. .. .			59,520,000
Freehold land owned by non-indigenous persons .. .. .		541,220	..
Administration land—			
(i) Leases under Land Ordinance .. .. .	(a) 363,057	..	..
(ii) Native reserves .. .. .	27,666	..	..
(iii) Other (including land reserved for public purposes and land available for leasing) .. .. .	527,042	917,765	—1,458,985
Unalienated land .. .. .	..	..	58,061,015

(a) Includes 5,894 acres leased to New Guineans.

## 2. LAND HELD UNDER LEASE AT 30TH JUNE, 1962.

Class of Lease.	Number of Leases.	Area in Acres.
Agricultural .. .. .	955	230,116
Dairying .. .. .	6	1,300
Pastoral .. .. .	17	85,907
Residence and business .. .. .	2,621	1,811
Special .. .. .	495	37,969
Mission .. .. .	847	4,214
Long period leases from the German régime(a) .. .. .	20	1,740
Total .. .. .	4,961	363,057

(a) Although all long-period leases from the German régime have now expired some are still under consideration by the Commissioner of Titles and have therefore been included separately.

## 3. LEASES GRANTED DURING 1961-62 BY CLASSES AND DISTRICTS.

(Areas in Acres.)

Class of Lease.	Eastern and Western Highlands.		Sepik.		Madang.		Morobe.		New Britain.		New Ireland.		Bougainville.		Manus.		Total.	
	No.	Area.	No.	Area.	No.	Area.	No.	Area.	No.	Area.	No.	Area.	No.	Area.	No.	Area.	No.	Area.
Agricultural .. .. .	7	747	17	746	..	..	24	1,091	23	2,524	2	53	1	54	..	..	74	5,215
Pastoral .. .. .	..	..	..	..	..	..	..	..	..	..	..	..	..	..	..	..	..	..
Residence and Business .. .. .	73	32	23	11	16	7	33	15	15	7	5	2	5	4	..	..	170	78
Special(a) .. .. .	16	2,951	7	209	4	22	8	56	9	7	..	..	3	12	..	..	47	3,257
Special leases to missions(b) .. .. .	16	482	10	212	4	119	3	50	..	..	..	..	1	2	..	..	34	865
Missions(c) .. .. .	24	73	16	62	5	20	3	6	3	6	1	1	1	4	..	..	53	172
Administration purposes(d) .. .. .	8	385	11	232	9	111	14	356	6	17	3	3	1	1	..	..	52	1,105
Total .. .. .	144	4,670	84	1,472	38	279	85	1,574	56	2,561	11	59	12	77	..	..	430	10,692

(a) A special lease is designed to enable the Land Board to lay down particular conditions, the nature of which are specified in Section 50 of the Land Ordinance.

(b) Special mission leases are granted to missions under Section 50 of the Land Ordinance. (c) Mission leases are granted under Section 46 of the Land Ordinance.

(d) Leases for Administration purposes are really reservations for Administration purposes for schools, &amp;c.



## APPENDIX VIII.—continued.

4. LEASES GRANTED DURING 1961-62 TO INDIGENES AND OTHERS,  
(Areas in Acres.)

Class of Lease.	Indigenes.		Non-Indigenes.		Required for Administration Purposes.		Missions.		Total.	
	Number.	Area.	Number.	Area.	Number.	Area.	Number.	Area.	Number.	Area.
Agriculture .. .. .	59	1,833	13	3,318	..	..	2	64	74	5,215
Pastoral .. .. .	..	..	..	..	..	..	..	..	..	..
Residence and business .. .. .	13	13	157	65	27	55	..	..	197	133
Special(a) .. .. .	17	200	30	3,057	25	1,050	..	..	72	4,307
Special leases to missions(b) .. .. .	..	..	..	..	..	..	34	865	34	865
Missions(c) .. .. .	..	..	..	..	..	..	53	172	53	172
	89	2,046	200	6,440	52	1,105	89	1,101	430	10,692

(a), (b) and (c)—see footnotes (a) (b) and (c) for Table 3 above.

5. HOLDINGS OF ALIENATED LAND OF ONE ACRE OR MORE USED FOR AGRICULTURAL OR PASTORAL PURPOSES  
IN EACH DISTRICT AT 31ST MARCH, 1962.

District.	Area of District.	Number of Holdings.(a)	Land Tenure.				Land Utilization.		
			Owned by Administration.	Alienated in Fee Simple.	Total Area of Holdings.	Land Under Crop Excluding Retired.	Established Pastures.	Other Cleared Land Including Retired Crops.	Balance of Holdings.
	'000 Acres.	No.	Acres.	Acres.	Acres.	Acres.	Acres.	Acres.	Acres.
Bougainville .. .. .	2,624	82	13,416	56,459	69,875	32,782	140	1,182	35,771
Eastern Highlands .. .. .	4,416	91	19,911	..	19,911	5,121	725	2,494	11,571
Madang .. .. .	6,912	69	32,339	58,411	90,750	36,654	1,086	5,489	47,521
Manus .. .. .	512	22	1,119	22,200	23,319	11,477	57	1,115	10,670
Morobe .. .. .	8,128	105	129,519	10,910	140,429	14,678	5,148	8,515	112,088
New Britain .. .. .	9,024	199	61,212	166,084	227,296	97,033	349	6,478	123,436
New Ireland .. .. .	2,432	160	48,138	66,007	114,145	62,431	47	8,079	43,588
Sepik .. .. .	19,328	26	4,265	17,140	21,405	2,655	75	2,415	16,260
Western Highlands .. .. .	6,144	83	33,314	..	33,314	4,630	2,409	2,474	23,801
Total .. .. .	59,520	837	343,233	397,211	740,444	267,461	10,036	38,241	424,706

(a) Where two or more holdings are operated conjointly they are enumerated as a single holding.

APPENDIX VIII.—*continued.*

## 6.—PRINCIPAL COMMERCIAL CROPS SHOWING HOLDINGS, AREA UNDER CROP AND PRODUCTION DURING 1961-62.

(i) *Non-indigenous Operators. (Year ended 31st March, 1962.)*

Crop.	Number of Holdings.(a)	Area under crop. Acres.			Production (Quantity).
		Immature.	Mature.	Total.	
Permanent Plantation Crops—					
Cacao .. .. .	364	44,542	44,288	88,830	15,283,009 lbs.
Copra .. .. .	493	40,347	185,456	225,803	74,405 tons
Coffee .. .. .	191	3,586	5,067	8,653	4,418,056 lbs.
Other principal crops—					
Peanuts .. .. .	52	..	..	6,392	46,276 cwt. (in Shell)

(a) Numbers relate to holdings growing one acre or more of the specified crop.

NOTE.—These figures are compiled from returns supplied by growers and do not necessarily indicate total production.

(ii) *Indigenous Operators. (Year ended 30th June, 1962.)*

Cacao .. .. .	Registered cacao growers were estimated to have an area of approximately 20,000 acres under crop mainly in the Gazelle Peninsula region of the New Britain District. Indigenous growers are estimated to have produced approximately 2,141 tons of cacao beans during the year.
Coffee .. .. .	The main concentrations of commercial plantings by indigenous growers are in the Goroka, Kundiawa and Kainantu areas of the Eastern Highlands District, the Finschhafen and Lae highlands region of the Morobe District, plus developing plantings in the Madang, Sepik, Western Highlands and New Ireland District. Estimated production during 1961-62 was approximately 1,433 tons. Total area being developed by indigenous growers at the end of the year was estimated at 11,300 acres.
Copra .. .. .	Copra production by indigenous growers was 23,060 tons.
Peanuts .. .. .	Commercial peanut production by indigenous growers was 150 tons for the year. It is estimated that a major portion of the peanut production is consumed locally.
Rice .. .. .	Estimated production for the year, including local consumption, was some 293 tons of paddy, produced from about 600 acres of plantings.
Passionfruit .. .. .	Commercial production for the year was 578 tons. Production is confined to the Eastern and Western Highlands Districts with the bulk of production coming from the Goroka Area.
Truck Crops (mainly indigenous root crops)	Approximately 10,000 tons sold commercially during the year.

## APPENDIX IX.

## LIVESTOCK.

PRINCIPAL LIVESTOCK ON HOLDINGS OF NON-INDIGENOUS OPERATORS AT  
31ST MARCH, 1962.

Particulars.							Number.
Cattle—							
Dairy	..	..	..	..	..	..	3,683
Beef..	..	..	..	..	..	..	12,951
Total	..	..	..	..	..	..	16,634
Sheep	..	..	..	..	..	..	271
Horses	..	..	..	..	..	..	935
Pigs	..	..	..	..	..	..	3,756
Goats	..	..	..	..	..	..	1,856

NOTE:—There is no data available for livestock owned by indigenous people. Such livestock mainly comprises pigs and fowls.

## APPENDIX X.

## FISHERIES.

No statistics are available regarding the quantity and value of fish and shell-fish caught, the whole of which is consumed locally. Trochus and other shell is exported, the quantities and values of exports for the last five years being—

	1957-58.	1958-59.	1959-60.	1960-61.	1961-62.
Shell, Green Snail—					
Tons .. .. .	24	24	28	14	16
Value .. .. .	£8,481	£8,431	£11,961	£6,554	£6,877
Shell, Trochus—					
Tons .. .. .	304	177	216	154	138
Value .. .. .	£59,044	£59,128	£59,598	£27,873	£21,712
Shell, Other—					
Value .. .. .	£1,033	£634	£50	Nil	£1,310

## APPENDIX XI.

## FORESTS.

## 1. CLASSIFICATION OF FOREST AREAS.

Particulars.	Area.	Remarks.
	Acres.	
1. Reservations—		1. This area is in the Wau-Bulolo Valley.
(a) Territorial Forests .. .. .	25,000	
(b) Timber Reserves .. .. .	..	
2. Other Administration Land—		2. (c) This area may vary from year to year as areas are dedicated and others are acquired.
(c) Purchased for Forestry Purposes	95,749	(d) Area will vary as rights expire and new rights are acquired.
(d) Timber Rights Purchased ..	618,726	(e) Includes permits and licences granted over land being cleared for agricultural development.
(e) Land under Permits and Licences not elsewhere included	9,351	
	748,826	
3. Total estimated forest area .. .. .	42,000,000	3. It is estimated that 70 per cent. of the total area of the Territory is forested.

## 2. SILVICULTURE: OPERATIONS TO 30TH JUNE, 1958, 1959, 1960, 1961 AND 1962.

Particulars.	30th June, 1958.	30th June, 1959.	30th June, 1960.	30th June, 1961.	30th June 1962.
	Acres.	Acres.	Acres.	Acres.	Acres.
Area of plantation established—					
<i>Araucaria</i> sp. (hoop, klinkii pines) ..	2,731	3,779	4,811	5,514	6,611
Teak .. .. .	619	767	867	868	901
Kamarere .. .. .	376	441	567	665	689
Miscellaneous .. .. .	147	156	198	215	227
Total .. .. .	3,873	5,143	6,443	7,262	8,428
Plantation area improved or regenerated	520	877	877	877	1,331

## 3. AREAS UNDER EXPLOITATION.

Particulars.	Private.				Department of Forests.(a)		Total Area.
	Permits.		Licences.		No.	Area.	
	No.	Area.	No.	Area.			
Morobe .. .. .	12	113,174	3	15,471	..	..	128,645
Eastern Highlands .. .. .	3	2,631	1	820	..	..	3,451
Western Highlands .. .. .	4	5,158	..	..	..	..	5,158
Scpik .. .. .	3	59,489	..	..	..	..	59,489
New Britain .. .. .	7	191,870	5	13,252	1	28,500	233,622
Bougainville(b) .. .. .	2	15,932	1	335	..	..	16,267
	31	388,254	10	29,878	1	28,500	446,632

(a) No other Administration department or instrumentality has areas under exploitation.

(b) Previously included in New Britain figures.

APPENDIX XI.—*continued.*

## 4. ANNUAL TIMBER YIELD FOR YEARS 1956-57 TO 1961-62.

Estimated logs harvested for conversion locally or for export under authorization of the Forestry Ordinance.(a)

Species.	1956-57.	1957-58.	1958-59.	1959-60.	1960-61.	1961-62.
	Super. feet.	Super. feet.	Super. feet.	Super. feet.	Super. feet.	Super. feet.
Hardwood .. .. .	21,312,827	23,876,573	26,435,320	27,884,355	37,359,538	39,390,757
Softwood .. .. .	21,847,292	19,985,064	18,217,157	17,815,097	19,014,329	19,538,461
Total .. .. .	43,160,119	43,861,637	44,652,477	45,699,452	56,373,867	58,929,218

(a) Commercial harvest only—excludes logs harvested from private freehold land.

## 5. NUMBER OF PERSONS EMPLOYED IN SAWMILLS AND RELATED FORESTRY ACTIVITIES AT 30TH JUNE, 1961 AND 1962.

District.	30th June, 1961.				30th June, 1962.†			
	European.	Other Non-indigenous.	Indigenous.	Total.	European.	Other Non-indigenous.	Indigenous.	Total.
Western Highlands ..	10	..	333	343	12	..	171	183
Eastern Highlands ..	10	..	135	145	14	..	142	156
Sepik .. .. .	19	2	178	199	18	1	175	194
Madang .. .. .	3	1	23	27	1	..	7	8
Morobe .. .. .	176	1	1,042	1,219	160	1	914	1,075
New Britain .. .. .	29	11	280	320	38	13	528	579
New Ireland .. .. .	..	..	..	..	1	..	17	18
Bougainville .. .. .	5	..	35	40	5	..	69	74
Total Sawmilling(a) ..	252	15	2,026	2,293	249	15	2,023	2,287
Department of Forests	70	5	1,046	1,121	76	3	897	976
Grand Total .. .. .	322	20	3,072	3,414	325	18	2,920	3,263

(a) Includes logging and other related forestry operations.

† Excluding part-time contractors.

## 6. SAWN TIMBER PRODUCTION FOR YEARS 1957-58 TO 1961-62.

Estimated production from logs harvested under authorization of the Forestry Ordinance.(a)

Species.	1957-58.	1958-59.	1959-60.	1960-61.	1961-62.
	Super. feet.	Super. feet.	Super. feet.	Super. feet.	Super. feet.
Hardwood .. .. .	9,601,620	10,742,340	11,266,920	15,025,680	12,357,054
Softwood .. .. .	4,791,000	3,730,200	3,489,000	5,537,316	5,517,204
Total .. .. .	14,392,620	14,472,540	14,755,920	20,562,996	17,874,258

(a) Commercial production only—excludes logs harvested from private freehold land.

## APPENDIX XII.

## MINERAL RESERVES.

1. MINERAL AREAS HELD AT 30TH JUNE, 1962.  
(Areas in Acres.)

Section of Population.							Claims.	Mining Leases.	Total.
Indigenous	..	..	..	..	..	(a) 1,443	10	1,453	
Non-indigenous	..	..	..	..	..	5,629	4,134	9,763	
Total	..	..	..	..	..	7,072	4,144	11,216	

(a) Additional natural drainage areas without demarcation boundaries have been pegged by groups of indigenes for alluvial mining. Statistics of these areas are not available.

## 2. NUMBER OF MINES ACCORDING TO PRINCIPAL MINERAL EXTRACTED AND OWNERSHIP AT 30TH JUNE, 1962.

Nationality of Owner or Operator.							Principal Mineral Extracted.	Number of Mines.
Non-indigenous mining incorporated companies—								
New Guinea registered	..	..	..	..	..	Gold	3	
Australian registered	..	..	..	..	..	Gold	4	
Canadian registered	..	..	..	..	..	Gold	1	
Unincorporated operators(a)	..	..	..	..	..	Gold	17	
Indigenous mining (registered claims)(b)	..	..	..	..	..	Gold	275	
Total	..	..	..	..	..	..	300	

(a) Particulars of nationality not available. (b) A further 536 individual indigenous producers operated unregistered claims. Approximately 3,000 indigenes are estimated to have been engaged in these operations at the end of the year. 2,265 separate parcels were declared by indigenes.

## 3. MINT RETURNS OF ACTUAL QUANTITY AND VALUE OF MINERALS PRODUCED DURING THE YEARS 1957-58 TO 1961-62.

Year.	Gold.		Platinum.		Silver.	
	Fine oz.	Value.	Fine oz.	Value.	Fine oz.	Value.
1957-58	49,859	£ 779,043	31.20	£ 855	30,285	£ 11,679
1958-59	45,293	707,703	16.36	256	28,674	11,039
1959-60	45,132	705,181	7.16	195	36,164	14,269
1960-61	42,784	668,506	2.36	62	32,278	12,729
1961-62	42,126	658,215	4.56	119	28,828	11,884

## 4. SPECIAL PROSPECTING AUTHORITIES HELD AT 30TH JUNE, 1962.

Mineral.							Number of Authorities.	Area.
Nickel							1	Square Miles. 927

## APPENDIX XII.—continued.

## 5. EXCLUSIVE PROSPECTING LICENCES HELD AT 30TH JUNE, 1962.

Mineral.	Number of Licences.	Area.
Gold .. .. .	1	2,880 acres

NOTE.—No oil prospecting licences were held in 1960-61.

## 6. NUMBER OF WORKERS EMPLOYED IN THE MINING INDUSTRY: 1960-61 AND 1961-62.

(NOTE.—Figures exclude workers engaged in non-mining ancillary activities.)

Type of Mining.	1960-61.			1961-62.		
	Non-indigenous.	Indigenous.	Total.	Non-indigenous.	Indigenous.	Total.
Underground .. .. .	9	100	109	8	82	90
Surface .. .. .	45	3,771	3,816	37	3,692	3,729
Total .. .. .	54	3,871	3,925	45	3,774	3,819

## 7. ACCIDENTS TO WORKERS IN MINES INVOLVING BODILY INJURY, 1961-62.

Cause of Accident.	Non-Indigenous.			Indigenous.			Total.		
	Surface.	Under-ground.	Total.	Surface.	Under-ground.	Total.	Surface.	Under-ground.	Total.
Electricity .. .. .	..	..	..	..	..	..	..	..	..
Explosives .. .. .	..	..	..	..	..	..	..	..	..
Falls of Earth .. .. .	..	..	..	1	..	1	1	..	1
Plant and Machinery .. .. .	1	..	1	2	..	2	3	..	3
Other .. .. .	..	..	..	3	1	4	3	1	4
Total .. .. .	1	..	1	6	1	7	7	1	8

NOTE.—There were two fatal accidents during 1961-62.

## APPENDIX XIII.

## INDUSTRIAL PRODUCTION.

1961-62.

## I. SUMMARY OF MANUFACTURING INDUSTRY: YEAR ENDED 30TH JUNE, 1962.

NOTE.—The figures hereunder relate to factory establishments in which four or more persons are employed or where power other than manual is used in any manufacturing process. They exclude particulars of elementary processing of primary products carried out at the farm or mine.

Particulars.	Industrial Metals Machines, &c.	Food, Drink and Tobacco.	Sawmills and Joinery. (a)	All Other Manufacturing- (b)	Total.
Number of Factories .. .. .	81	28	62	18	189
Employment (Average during Year)—					
Non-indigenous—European—					
Males .. .. .	268	38	239	51	596
Females .. .. .	43	11	27	7	88
Total .. .. .	311	49	266	58	684
Other—					
Males .. .. .	92	17	34	19	162
Females .. .. .	7	3	2	1	13
Total .. .. .	99	20	36	20	175
Indigenous—					
Males .. .. .	669	445	1,864	276	3,254
Females .. .. .	..	42	..	..	42
Total .. .. .	669	487	1,864	276	3,296
Total .. .. .	1,079	556	2,166	354	4,155
	£'000.	£'000.	£'000.	£'000.	£'000.
Salaries and wages paid .. .. .	582	121	610	166	1,479
Materials and fuel used .. .. .	732	524	1,292	2,237	4,785
Value of Output .. .. .	1,633	891	2,795	2,676	7,995
Value of production (value added) .. .. .	901	367	1,503	439	3,210
Book value of—					
Land and buildings .. .. .	864	257	890	443	2,454
Plant and machinery .. .. .	214	184	1,218	1,163	2,779

(a) Includes plywood and veneer milling but excludes furniture.  
(b) Includes electricity generating stations not included in previous years.

## 2. GENERATION OF ELECTRIC ENERGY: INSTALLED CAPACITY AND PRODUCTION FOR THE YEARS 1959-60, 1960-61 AND 1961-62.

Capacity and Production.	1959-60.	1960-61.	1961-62.
Installed capacity—	Megawatt.	Megawatt.	Megawatt.
Hydro-electric .. .. .	5.70	5.90	5.90
Thermo-electric (Internal Combustion) .. .. .	4.29	7.204	7.246
	9.99	13.104	13.146
Production—	Million kWh.	Million kWh.	Million kWh.
Hydro-electric .. .. .	23.55	24.10	21.63
Thermo-electric (Internal Combustion) .. .. .	12.14	13.85	15.54
	35.69	37.95	37.17



## APPENDIX XIV.

## CO-OPERATIVES.

## I. DETAILS OF CO-OPERATIVE SOCIETIES FOR EACH OF THE YEARS ENDED 31ST MARCH, 1958 TO 1962.

*Primary Organizations.*

Year.	Societies.	Members.	Capital.	Turnover.			
				Store.	Copra.	Other.	Total.
			£	£	£	£	£
1957-58 .. ..	102	39,599	227,572	144,735	180,888	48,986	374,609
1958-59 .. ..	101	51,035	243,113	144,829	213,299	50,461	408,589
1959-60 .. ..	103	49,670	283,843	242,539	356,069	64,148	662,756
1960-61 .. ..	101	52,559	313,038	335,608	306,588	58,613	700,809
1961-62 .. ..	119	55,835	356,060	319,044	283,235	39,090	641,369

*Secondary Organizations.\**

Year.	Associations.	Member Societies.	Total Capital.	Total Turnover.
			£	£
1957-58 .. ..	5	75	111,847	145,869
1958-59 .. ..	6	79	121,750	181,355
1959-60 .. ..	6	79	136,610	294,099
1960-61 .. ..	6	85	139,874	322,194
1961-62 .. ..	6	99	162,628	325,704

\* Associations operating as procurement and marketing agencies for member societies.

## 2. CO-OPERATIVE SOCIETIES SHOWING MEMBERS, CAPITAL AND TURNOVER FOR THE YEAR ENDED 31ST MARCH, 1962.

Type.	No. of Societies.	Total Membership.	Total Capital.	Total Turnover.				Rebates to Members.	Total Fixed Assets.
				Store.	Copra.	Other.	Total.		
			£	£	£	£	£	£	
Primary Organization, viz.—									
Consumer .. ..	1	74	385	2,177	..	..	2,177	..	12
Producer .. ..	16	12,241	28,045	..	4,255	13,118	17,373	192	4,920
Dual Purpose.. ..	101	43,501	327,592	316,867	278,980	25,972	621,819	42,538	77,236
	(a) 118	55,816	356,022	319,044	283,235	39,090	641,369	42,730	(d)82,168
Secondary Organization, viz.—									
Associations of Societies(b) ..	6	(c) 99	162,628	312,578	2,014	11,112	325,704	4,319	(d)81,633

(a) In addition, there is one credit society with membership 19 and capital £38. (b) Associations operating as procurement and marketing agencies for member Societies. (c) Societies. (d) Fixed assets are shown at original book value instead of at depreciated value as shown in the 1959-60 and earlier reports.

## APPENDIX XIV.—continued.

## 3. PRIMARY ORGANIZATIONS: ACTIVITY IN EACH DISTRICT DURING THE YEAR ENDED 31ST MARCH, 1962.

District.	Societies.	Members.	Capital.	Turnover.				Fixed Assets. (a)
				Store.	Copra.	Other.	Total.	
			£	£	£	£	£	£
Sepik .. .. .	13	14,966	49,469	32,326	13,396	4,729	50,451	5,535
Madang .. .. .	23	8,438	64,990	78,729	41,217	8,336	128,282	12,398
Morobe .. .. .	2	6,692	26,814	10,811	7,815	9,758	28,384	14,513
New Britain .. .. .	25	8,816	68,279	84,861	76,448	1,056	162,365	23,492
New Ireland .. .. .	28	8,269	74,229	46,276	86,649	1,764	134,689	11,340
Bougainville .. .. .	15	4,618	30,567	23,053	34,298	9,925	67,276	9,925
Manus .. .. .	13	4,036	41,712	42,988	23,412	3,522	69,922	4,965
Total .. .. .	119	55,835	356,060	319,044	283,235	39,090	641,369	82,168

(a) Fixed assets are shown at original book value instead of depreciated value as shown in the 1959-60 and earlier reports.

## 4. SECONDARY ORGANIZATIONS: ACTIVITY IN EACH DISTRICT DURING THE YEAR ENDED 31ST MARCH, 1962.

District.	Associations.	Member Societies.	Capital.	Turnover.	Fixed Assets. (a)
			£	£	£
Sepik .. .. .	1	13	18,843	34,713	6,488
Madang .. .. .	1	23	36,324	83,016	22,446
New Britain .. .. .	1	12	26,631	79,420	11,661
New Ireland .. .. .	1	28	45,740	59,685	20,438
Bougainville .. .. .	1	10	9,943	29,154	4,958
Manus .. .. .	1	13	25,147	39,716	15,642
Total .. .. .	6	99	162,628	325,704	81,633

(a) Fixed assets are shown at original book value instead of depreciated value as shown in the 1959-60 and earlier reports.

## APPENDIX XV.

## TRANSPORT AND COMMUNICATIONS.

## 1. POSTAL ARTICLES HANDLED DURING THE YEARS ENDED 30TH JUNE 1958, 1959, 1960, 1961 AND 1962.

Type of Article.	Number Handled.				
	1957-58.	1958-59.	1959-60.	1960-61.	1961-62.
Letters .. .. .	5,231,881	5,875,211	6,338,664	7,050,868	8,165,648
Periodicals, &c. .. .. .	1,233,977	1,526,206	1,319,524	1,591,109	1,855,317
Parcels .. .. .	102,580	115,425	104,514	116,055	133,311
Registered Articles .. .. .	87,853	99,554	108,077	113,764	118,368
<b>Total .. .. .</b>	<b>6,656,291</b>	<b>7,616,396</b>	<b>7,870,779</b>	<b>8,871,796</b>	<b>10,272,644</b>

## 2. MONEY ORDER TRANSACTIONS DURING THE YEARS ENDED 30TH JUNE, 1958, 1959, 1960, 1961 AND 1962.

Particulars.	1957-58.		1958-59.		1959-60.		1960-61.		1961-62.	
	No.	Value.	No.	Value.	No.	Value.	No.	Value.	No.	Value.
Issued .. .. .	6,948	£ 166,333	5,431	£ 115,771	5,239	£ 63,555	4,889	£ 66,729	4,863	£ 67,308
Paid .. .. .	2,417	122,738	2,200	76,200	2,311	37,595	2,606	43,438	2,824	49,349

## 3. TELEPHONE SERVICES AT 30TH JUNE, 1958, 1959, 1960, 1961 AND 1962.

Particulars.	1957-58.	1958-59.	1959-60.	1960-61.	1961-62.
Exchanges .. .. .	11	12	13	13	13
Mileage of conductors (single wire)—					
Underground .. .. .	5,002	6,161	6,729	8,452	12,666
Aerial .. .. .	777	809	894	807	708
<b>Total .. .. .</b>	<b>5,779</b>	<b>6,970</b>	<b>7,623</b>	<b>9,259</b>	<b>13,374</b>
Lines connected .. .. .	1,593	1,766	1,866	1,994	2,218
Instruments connected .. .. .	2,166	2,436	2,666	3,096	3,454
Number of subscribers .. .. .	1,589	1,758	1,833	2,062	2,202

## APPENDIX XV.—continued.

## 4. TELEPHONE SERVICES: DETAILS OF TYPE OF SERVICE AT 30TH JUNE, 1962

Telephone Exchange Location.	Length of Single Wire (Miles).		Number of Subscribers.	Apparatus.		
	Underground Cable.	Aerial.		Exchange Apparatus.	No. of Lines Connected.	No. of Instruments Connected.
Bulolo(a) .. ..	111	3	14	50 + 10 C.B.	15	18
Finschhafen .. ..	42	9	11	30 line Mag.	8	29
Goroka .. ..	1,057	38	162	200 line Mag.	163	216
Kavieng .. ..	40	40	78	70/100 line Mag.	76	91
Kokopo .. ..	257	12	38	100 line Rurax.	39	49
Lae .. ..	3,385	187	620	1,000/2,000 Auto.	631	909
Lorengau .. ..	63	7	25	100 line Mag.	25	30
Madang .. ..	1,534	215	231	300 line Mag.	226	404
Mount Hagen .. ..	148	24	62	70/100 line Mag.	62	77
Rabaul .. ..	5,251	55	711	900/2,000 Auto.	722	1,252
Toleap .. ..	297	33	16	20/30 line Mag.	16	25
Wau .. ..	185	56	128	150/200 line Mag.	128	146
Wewak .. ..	296	29	106	200 line C.B.	107	208
<b>Total .. ..</b>	<b>12,666</b>	<b>708</b>	<b>2,202</b>		<b>2,218</b>	<b>3,454</b>

(a) In addition, Bulolo has a private exchange for 120 telephones.

## 5. TELEGRAPH SERVICES: NUMBER OF TELEGRAPH STATIONS AND MESSAGES HANDLED DURING THE YEARS ENDED 30TH JUNE, 1958, 1959, 1960, 1961 AND 1962.

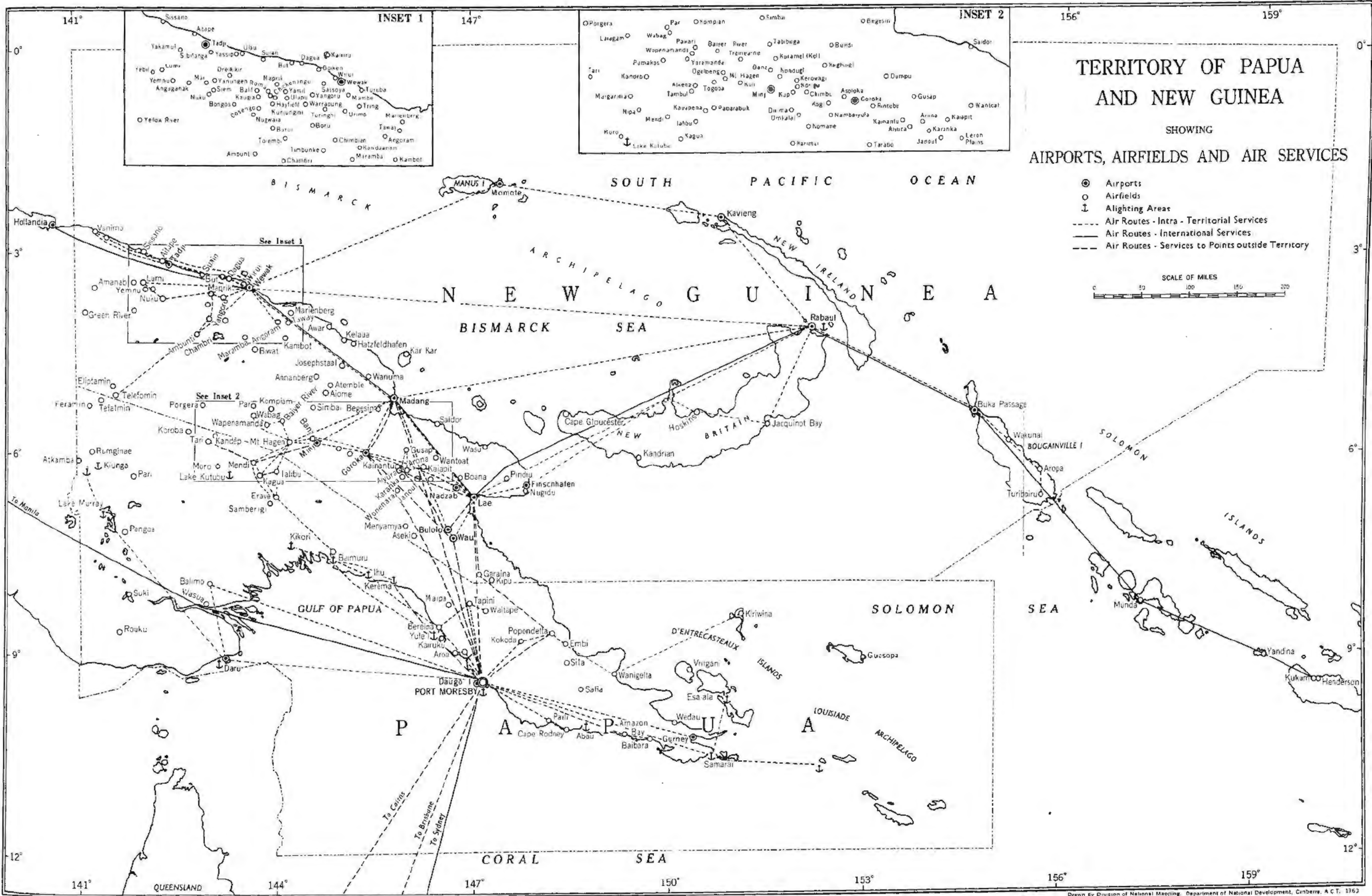
Particulars.	1957-58.	1958-59.	1959-60.	1960-61.	1961-62.
Stations—Number .. ..	174	192	210	253	278
Messages handled—Number .. ..	416,735	500,600	578,059	705,391	683,271

## 7. REGULAR AIR TRANSPORT SERVICES FOR THE YEAR ENDED 30TH JUNE, 1962.

(All Operators.)

	International Services.			Australia-New Guinea Service.	Domestic Services.			
	Lae-Honiara.	Lae-Hollandia.	Total.		Intra-New Guinea.	Intra-Papua.	Inter-Territorial.	Total.
Route miles .. ..	1,475	556	2,031	2,072	6,787	3,175	1,645	11,607
Miles flown .. ..	111,211	30,830	142,041	1,490,250	1,181,741	383,790	348,523	1,914,054
Hours flown .. ..	661	217	878	N/A	N/A	N/A	N/A	N/A
Passengers carried .. ..	3,728	810	4,538	44,817	57,051	16,696	19,975	93,722
Passenger miles performed	2,147,049	304,090	2,451,139	53,181,100	17,175,458	2,395,066	3,962,609	23,533,133
Freight (short tons) .. ..	38.9	16.6	55.5	984.3	1,968.3	1,552.1	1,236.3	4,756.7
Freight (short ton/miles) .. ..	22,875	4,818	27,693	1,219,000	342,139	161,270	193,715	697,124
Mail (short tons) .. ..	11.3	2.9	14.2	224	243.6	36.4	74.2	354.2
Mail (short ton/miles) .. ..	8,581	1,131	9,712	331,995	55,413	5,650	120,070	181,133

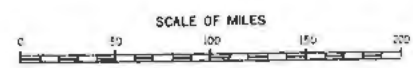
N/A = Not available; T.A.A. do not report hours on individual services.



# TERRITORY OF PAPUA AND NEW GUINEA

SHOWING  
AIRPORTS, AIRFIELDS AND AIR SERVICES

- ⊙ Airports
- Airfields
- ⌄ Alighting Areas
- - - Air Routes - Intra-Territorial Services
- Air Routes - International Services
- - - Air Routes - Services to Points outside Territory



## APPENDIX XV.—continued.

## 8. EXTERNAL AND INTERNAL AIR AND AIRMAIL SERVICES AT 30TH JUNE, 1962.

Operator.	Route.	Frequency of Service.	Aircraft Type.
<i>International Services—</i>			
Trans-Australia Airlines ..	Lae-Rabaul-Buka-Munda-Yandina-Honiara	One return trip fortnightly ..	DC 3
	Lae - Rabaul - Buka - Munda - Honiara	One return trip fortnightly ..	Fokker F 27
De Kroonduif .. ..	Lae-Madang-Wewak-Hollandia	One return trip fortnightly ..	DC 3
	Hollandia-Lae .. ..	One return trip fortnightly ..	DC 3
<i>Intra-Territorial Services—</i>			
Trans-Australia Airlines ..	Lae-Rabaul .. .. .	Three return trips weekly ..	DC 3
	Lae - Finschhafen - Talasea - Hoskins - Jacquinot Bay - Rabaul	One return trip weekly ..	DC 3
	Lae - Madang - Wewak - Manus - Kavieng - Rabaul	Two return trips weekly ..	DC 3
	Lae-Madang-Wewak .. ..	One return trip weekly ..	DC 3
	Lae-Finschhafen .. ..	One return trip weekly ..	Cessna
	Lae-Goroka-Minj-Banz-Mount Hagen-Madang	One return trip weekly ..	DC 3
	Madang-Mount Hagen ..	One return trip weekly ..	DC 3
	Lae-Goroka-Minj-Banz-Mount Hagen-Baiyer River-Wapenamanda-Wabag	One return trip weekly ..	DC 3
	Lae - Kaiapit - Arona - Gusap - Aiyura-Kainantu-Goroka	One return trip weekly ..	Otter
	Rabaul-Buka-Wakanai-Aropa-Buin	One return trip fortnightly ..	DC 3
	As chartered .. .. .	As required .. .. .	DC 3, Otter, Bristol Freighter, Cessna
Ansett-Mandated Airlines ..	Lae-Rabaul .. .. .	Three return trips weekly ..	DC 3
	Lae-Goroka-Madang-Wewak ..	One return trip weekly ..	DC 3
	Lae-Wau-Madang .. ..	One return trip weekly ..	DC 3
	Lae-Goroka-Madang .. ..	One return trip weekly ..	DC 3
	Lae - Kainantu - Goroka - Minj - Banz - Mount Hagen - Wabag	One return trip weekly ..	Piaggio
	Lae - Goroka - Madang - Wewak - Manus - Kavieng - Rabaul	Two return trips weekly ..	DC 3
	Lae - Goroka - Madang - Wewak - Rabaul	Once weekly .. .. .	DC 3
	Lae-Goroka-Madang-Wewak ..	Once weekly .. .. .	DC 3
	Wewak-Madang-Lae .. ..	Once weekly .. .. .	DC 3
	Rabaul - Madang - Wewak - Madang-Goroka-Lae	Once weekly .. .. .	DC 3
	Madang-Mount Hagen-Banz-Minj-Madang	Twice weekly .. .. .	DC 3
	Mount Hagen-Banz-Minj-Goroka	Once weekly .. .. .	Piaggio
	Mount Hagen-Banz-Goroka ..	Once weekly .. .. .	Piaggio
	Goroka-Mount Hagen .. ..	Once weekly .. .. .	Piaggio
	Wewak-Lumi-Nuku-Wewak ..	Once weekly .. .. .	Norseman

APPENDIX XV.—*continued.*8. EXTERNAL AND INTERNAL AIR AND AIRMAIL SERVICES AT 30TH JUNE, 1962—*continued.*

Operator.	Route.	Frequency of Service.	Aircraft Type.
<i>Intra-Territorial Services—continued.</i>			
<i>Ansett-Mandated Airlines—continued.</i>			
	Wewak-Maprik-Yangoru-Wewak	Once weekly .. ..	Cessna
	Wewak-Telefomin-Wewak ..	Once weekly .. ..	Cessna
	Wewak-Aitape-Vanimo-Sissano-Aitape-Dagua-Wewak	Once weekly .. ..	Norseman
	Wewak-Angoram-Wewak ..	Once weekly .. ..	Cessna
	Wewak-Ambunti-Burui-Maprik-Wewak	Once weekly .. ..	Cessna
	As chartered .. ..	As required .. ..	DC 3, Cessna, Bristol Freighter, Piaggio
Australian Missionary Aviation Fellowship	As chartered .. ..	As required .. ..	Cessna
Catholic Mission of the Divine Word, Wewak	As chartered .. ..	As required .. ..	Cessna
Catholic Mission of the Holy Ghost, Madang	As chartered .. ..	As required .. ..	Cessna
Lutheran Mission, Madang	As chartered .. ..	As required .. ..	Piper Super Cub, Cessna, Dornier, DO 27
Crowley Airways, Lae ..	As chartered .. ..	As required .. ..	Cessna, Piper Aztec
Territory Airlines, Goroka ..	As chartered .. ..	As required .. ..	Cessna
<i>Services to Ports Outside the Territory—</i>			
Trans-Australia Airlines ..	Lae-Port Moresby-Brisbane-Sydney	Three return trips weekly ..	DC 6B
	Lae-Port Moresby-Cairns-Townsville	One return trip fortnightly ..	Fokker F27
	Lae-Bulolo-Wau-Port Moresby ..	Two return trips weekly ..	DC 3
	Madang-Goroka-Port Moresby ..	Three return trips weekly ..	DC 3
Ansett-Mandated Airlines ..	Lae-Goroka-Kainantu-Wau-Port Moresby	One return trip weekly ..	DC 3
	Lae-Goroka-Wau-Port Moresby	Two return trips weekly ..	DC 3
	Madang - Goroka - Wau - Port Moresby	One return trip weekly ..	DC 3
	Mount Hagen-Mendi-Erave-Ialibu-Kagua-Mount Hagen	Once weekly .. ..	Piaggio
	Mount Hagen-Mendi-Tari-Mendi-Mount Hagen	Once weekly .. ..	Cessna
	Mount Hagen-Mendi-Kagua-Erave-Ialibu-Mount Hagen	Once weekly .. ..	Cessna
Papuan Air Transport ..	Madang-Port Moresby ..	One return trip weekly ..	Piaggio
	Lae - Garaina - Popondetta - Port Moresby	One return trip weekly ..	DC 3
Ansett-A.N.A. .. ..	Lae-Port Moresby-Brisbane-Sydney	Three return trips weekly ..	DC 6B

APPENDIX XV.—*continued.*9. SCHEDULE OF AERODROMES AND ALIGHTING AREAS INDICATING CONTROLLING AUTHORITY AND CAPACITY  
AT 30TH JUNE, 1962.

Aerodrome.	Controlled By.	Aircraft Capacity.
Agotu .. .. .	Private .. .. .	Light
Aiome .. .. .	Administration .. .. .	Light
Aitape .. .. .	Administration .. .. .	Light
Aiyura .. .. .	Administration .. .. .	Light
Alkena .. .. .	Private .. .. .	Light
Amanab .. .. .	Administration .. .. .	Light
Ambunti .. .. .	Administration .. .. .	Light
Angoram .. .. .	Administration .. .. .	Light
Anguganak .. .. .	Private .. .. .	Light
Annanberg(a) .. .. .	Private .. .. .	Light
Aropa .. .. .	Administration .. .. .	Medium
Asaloka .. .. .	Private .. .. .	Light
Aseki .. .. .	Private .. .. .	Light
Atemble .. .. .	Private .. .. .	Light
Awar .. .. .	Administration .. .. .	Medium
Babmu .. .. .	Private .. .. .	Light
Baiyer River .. .. .	Administration .. .. .	Medium
Balif .. .. .	Private .. .. .	Light
Banz .. .. .	Administration .. .. .	Medium
Begesin .. .. .	Private .. .. .	Light
Biliau .. .. .	Private .. .. .	Light
Biwat .. .. .	Private .. .. .	Light
Boana .. .. .	Private .. .. .	Light
Boiken .. .. .	Private .. .. .	Light
Bornai .. .. .	Administration .. .. .	Light
Bongos .. .. .	Private .. .. .	Light
Boru .. .. .	Private .. .. .	Light
Buka Passage .. .. .	Department of Civil Aviation .. .. .	Medium
Bulolo .. .. .	Department of Civil Aviation .. .. .	Medium
Bundi .. .. .	Administration .. .. .	Light
Burui .. .. .	Administration .. .. .	Light
But .. .. .	Private .. .. .	Light
Cape Gloucester .. .. .	Administration .. .. .	Medium
Chambri .. .. .	Private .. .. .	Light
Chickenangu .. .. .	Private .. .. .	Light
Chimbian .. .. .	Private .. .. .	Light
Chimbu .. .. .	Administration .. .. .	Light
Cosengo .. .. .	Private .. .. .	Light
Dagua .. .. .	Administration .. .. .	Light
Dirima .. .. .	Private .. .. .	Light
Dreikikir .. .. .	Private .. .. .	Light
Dumpu .. .. .	Private .. .. .	Light
Eliptamin .. .. .	Private .. .. .	Light
Finschhafen .. .. .	Department of Civil Aviation .. .. .	Medium
Gaikorobi .. .. .	Private .. .. .	Light
Garaina .. .. .	Administration .. .. .	Medium
Goroka .. .. .	Department of Civil Aviation .. .. .	Medium
Green River .. .. .	Administration .. .. .	Light
Gusap .. .. .	Private .. .. .	Medium
Hatzfeldhafen .. .. .	Administration .. .. .	Light
Hayfield .. .. .	Administration .. .. .	Light



APPENDIX XV.—*continued.*9. SCHEDULE OF AERODROMES AND ALIGHTING AREAS INDICATING CONTROLLING AUTHORITY AND CAPACITY  
AT 30TH JUNE, 1962—*continued.*

Aerodrome.	Controlled By.	Aircraft Capacity.
Hoskins .. .. .	Administration .. .. .	Medium
Jacquinet Bay .. .. .	Administration .. .. .	Medium
Jambitanget .. .. .	Private .. .. .	Light
Janouf .. .. .	Private .. .. .	Light
Josephstaal .. .. .	Administration .. .. .	Light
Kabwum .. .. .	Administration .. .. .	Light
Kaipit .. .. .	Administration .. .. .	Light
Kainantu .. .. .	Administration .. .. .	Medium
Kairiru .. .. .	Private .. .. .	Light
Kambot .. .. .	Private .. .. .	Light
Kandep .. .. .	Administration .. .. .	Light
Kandrian .. .. .	Administration .. .. .	Medium
Kanduanam .. .. .	Private .. .. .	Light
Karanka .. .. .	Private .. .. .	Light
Karimui .. .. .	Administration .. .. .	Light
Kar Kar .. .. .	Administration .. .. .	Light
Kaugia .. .. .	Private .. .. .	Light
Kavieng .. .. .	Department of Civil Aviation .. .. .	Medium
Keglsugl .. .. .	Private .. .. .	Light
Keiran .. .. .	Private .. .. .	Light
Kelaua .. .. .	Administration .. .. .	Light
Kerowagi .. .. .	Administration .. .. .	Light
Kipu .. .. .	Private .. .. .	Light
Kogi .. .. .	Private .. .. .	Light
Kol .. .. .	Administration .. .. .	Light
Kompiam .. .. .	Administration .. .. .	Light
Kopiago .. .. .	Administration .. .. .	Light
Korigu-Mingende .. .. .	Private .. .. .	Light
Kuli .. .. .	Private .. .. .	Light
Kunjungini .. .. .	Private .. .. .	Light
Kup .. .. .	Private .. .. .	Light
Kwomtari .. .. .	Private .. .. .	Light
Lae .. .. .	Department of Civil Aviation .. .. .	Heavy
Laiagam .. .. .	Administration .. .. .	Light
Lapalama .. .. .	Private .. .. .	Light
Leron Plains .. .. .	Private .. .. .	Light
Lumi .. .. .	Administration .. .. .	Light
Madang .. .. .	Department of Civil Aviation .. .. .	Medium
Mai .. .. .	Private .. .. .	Light
Mambe .. .. .	Private .. .. .	Light
Maprik .. .. .	Administration .. .. .	Light
Maramba .. .. .	Private .. .. .	Light
Marienberg .. .. .	Private .. .. .	Light
Menyama .. .. .	Administration .. .. .	Light
Minj .. .. .	Department of Civil Aviation .. .. .	Medium
Momote .. .. .	Department of Civil Aviation .. .. .	Heavy
Monono .. .. .	Private .. .. .	Light
Monono .. .. .	Administration .. .. .	Medium
Mount Hagen .. .. .	Administration .. .. .	Medium
Nadzab .. .. .	Department of Civil Aviation .. .. .	Heavy
Namatanaï .. .. .	Administration .. .. .	Light

APPENDIX XV.—*continued.*9. SCHEDULE OF AERODROMES AND ALIGHTING AREAS INDICATING CONTROLLING AUTHORITY AND CAPACITY  
AT 30TH JUNE, 1962—*continued.*

Aerodrome.	Controlled By.	Aircraft Capacity.
Nambaiyufa .. .. .	Administration .. .. .	Light
Nomane .. .. .	Private .. .. .	Light
Nondugl .. .. .	Administration .. .. .	Light
Nugidu .. .. .	Private .. .. .	Light
Nugwaia .. .. .	Private .. .. .	Light
Nuku .. .. .	Administration .. .. .	Light
Ogelbeng .. .. .	Private .. .. .	Light
Oksapmin .. .. .	Administration .. .. .	Light
Omkalai .. .. .	Administration .. .. .	Light
Ossima .. .. .	Private .. .. .	Light
Par .. .. .	Private .. .. .	Light
Pawari .. .. .	Private .. .. .	Light
Pindiu .. .. .	Administration .. .. .	Light
Porgera .. .. .	Administration .. .. .	Light
Pumakos .. .. .	Private .. .. .	Light
Rabaul .. .. .	Department of Civil Aviation .. .. .	Medium
Rintebe .. .. .	Private .. .. .	Light
Roma .. .. .	Private .. .. .	Light
Romei .. .. .	Private .. .. .	Light
Saidor .. .. .	Administration .. .. .	Medium
Sassoya .. .. .	Private .. .. .	Light
Sibilanga .. .. .	Private .. .. .	Light
Siem .. .. .	Private .. .. .	Light
Simbai .. .. .	Private .. .. .	Light
Sissano .. .. .	Private .. .. .	Light
Suain(d) .. .. .	Private .. .. .	Light
Surusil .. .. .	Private .. .. .	Light
Tabibuga .. .. .	Administration .. .. .	Light
Tadji .. .. .	Department of Civil Aviation .. .. .	Medium
Talasea .. .. .	Administration .. .. .	Medium
Tambul .. .. .	Administration .. .. .	Medium
Tarabo .. .. .	Private .. .. .	Light
Taway .. .. .	Private .. .. .	Light
Tefalmin .. .. .	Private .. .. .	Light
Telefomin .. .. .	Administration .. .. .	Medium
Timboli .. .. .	Private .. .. .	Light
Timbunke .. .. .	Private .. .. .	Light
Togoba .. .. .	Administration .. .. .	Medium
Tol .. .. .	Private .. .. .	Light
Torembi .. .. .	Private .. .. .	Light
Tremearne .. .. .	Private .. .. .	Light
Tring .. .. .	Private .. .. .	Light
Turiboiru .. .. .	Administration .. .. .	Medium
Turinghi .. .. .	Private .. .. .	Light
Turubu .. .. .	Private .. .. .	Light
Ulau .. .. .	Private .. .. .	Light
Ulupu .. .. .	Private .. .. .	Light
Urimo .. .. .	Private .. .. .	Light
Vanimo .. .. .	Administration .. .. .	Light
Wabag .. .. .	Administration .. .. .	Medium
Wakunai .. .. .	Administration .. .. .	Medium
Wantat .. .. .	Administration .. .. .	Light

APPENDIX XV.—*continued.*9. SCHEDULE OF AERODROMES AND ALIGHTING AREAS INDICATING CONTROLLING AUTHORITY AND CAPACITY AT 30TH JUNE, 1962—*continued.*

Aerodrome.				Controlled By.				Aircraft Capacity.
Wanuma	..	..	..	Private	..	..	..	Light
Wapenamanda	..	..	..	Administration	..	..	..	Medium
Warrabung	..	..	..	Private	..	..	..	Light
Wasu	..	..	..	Administration	..	..	..	Light
Wau	..	..	..	Department of Civil Aviation	..	..	..	Medium
Wewak	..	..	..	Department of Civil Aviation	..	..	..	Medium
Wirui	..	..	..	Private	..	..	..	Light
Wonenara	..	..	..	Administration	..	..	..	Light
Yamil	..	..	..	Private	..	..	..	Light
Yangrumbok	..	..	..	Private	..	..	..	Light
Yangoru	..	..	..	Administration	..	..	..	Light
Yanungen	..	..	..	Private	..	..	..	Light
Yaramanda	..	..	..	Private	..	..	..	Light
Yassip	..	..	..	Private	..	..	..	Light
Yebil	..	..	..	Private	..	..	..	Light
Yellow River	..	..	..	Private	..	..	..	Light
Yemnu	..	..	..	Private	..	..	..	Light
Yili	..	..	..	Private	..	..	..	Light
WATER AERODROMES.								
Rabaul	..	..	..	Department of Civil Aviation	..	..	..	Medium

(a) Annanberg was incorrectly shown as Annerberg in the 1960-61 report. (b) Asaloka was incorrectly shown as Asoloka in the 1960-61 report. (c) Karimui was incorrectly shown as Karamui in the 1960-61 report. (d) Suain was incorrectly shown as Suian in the 1960-61 report. (e) Turuba was incorrectly shown as Turuba in the 1960-61 report.

**Legend—**

Light Aircraft—up to 10,000 lb. all-up-weight.

Medium Aircraft—up to 40,000 lb. all-up-weight.

Heavy Aircraft—up to 130,000 lb. all-up-weight.

## 10. PORT ACTIVITY: VESSELS ENTERED AND CLEARED AT THE PRINCIPAL PORTS DURING THE YEAR ENDED 30TH JUNE, 1962.

Port.	Oversea and Inter-Territory Vessels.								Coastal Vessels.	Total Vessels.	
	From/For, Oversea Direct.		From/For, Papuan Ports.		From/For, New Guinea Ports.		Total.				
	Number.	Net Tons.	Number.	Net Tons.	Number.	Net Tons.	Number.	Net Tons.			
<b>VESSELS ENTERED.</b>											
Rabaul	..	114	170,484	73	179,115	79	231,702	266	581,301	1,818	2,084
Lae	..	27	36,104	141	114,078	118	246,529	286	396,711	388	674
Madang	..	8	22,037	2	8,302	140	351,598	150	381,937	948	1,098
Kavieng	..	..	..	..	..	40	87,882	40	87,882	453	493
Lorengau	..	..	..	..	..	8	13,226	8	13,226	156	164
Wewak	..	16	20,479	1	4,933	52	104,160	69	129,572	189	258
Total	..	165	249,104	217	306,428	437	1,035,097	819	1,590,629	3,952	4,771
<b>VESSELS CLEARED.</b>											
Rabaul	..	109	205,679	33	62,786	126	319,778	268	588,243	1,853	2,121
Lae	..	43	77,561	133	50,818	110	250,343	286	378,722	373	659
Madang	..	30	102,186	4	8,149	117	274,923	151	385,258	972	1,123
Kavieng	..	3	1,917	..	..	38	90,893	41	92,810	457	498
Lorengau	..	..	..	..	..	8	13,226	8	13,226	155	163
Wewak	..	21	29,528	..	..	48	100,044	69	129,572	187	256
Total	..	206	416,891	170	121,753	447	1,049,207	823	1,587,831	3,997	4,820

APPENDIX XV.—*continued.*

**II. NATIONALITY OF OVERSEA AND INTER-TERRITORY VESSELS ENTERING NEW GUINEA PORTS DURING THE YEAR ENDED 30TH JUNE, 1962.**

Oversea Vessels Direct to New Guinea Ports.			From Papua or Oversea via Papuan Ports.		
Nationality	Number.	Net Tons.	Nationality.	Number.	Net Tons.
British .. .. .	92	140,674	British .. .. .	188	220,323
Danish .. .. .	2	372	Danish .. .. .	8	2,616
Dutch .. .. .	16	9,600	Dutch .. .. .	13	69,977
Japanese .. .. .	32	5,165	Norwegian .. .. .	7	6,904
Norwegian .. .. .	17	34,865	Swedish .. .. .	1	6,608
Panamanian .. .. .	2	3,621			
Swedish .. .. .	21	54,394			
United States of America .. .. .	3	413			
<b>Total .. .. .</b>	<b>185</b>	<b>249,104</b>	<b>Total .. .. .</b>	<b>217</b>	<b>306,428</b>

**12. TONNAGE OF CARGO HANDLED AT NEW GUINEA PORTS DURING THE YEAR ENDED 30TH JUNE, 1962.**

Particulars.	Rabaul.	Lae.	Madang.	Kavieng.	Lorengau.	Wewak.	Total.
<b>Tons Unloaded—</b>							
From Oversea .. .. .	76,967	55,768	40,856	4,371	3,108	9,706	190,776
Inter-Territory .. .. .	1,519	4,087	865	94	93	583	7,241
Intra-Territory .. .. .	45,086	3,340	16,703	8,919	1,942	4,734	80,724
<b>Total .. .. .</b>	<b>123,572</b>	<b>63,195</b>	<b>58,424</b>	<b>13,384</b>	<b>5,143</b>	<b>15,023</b>	<b>278,741</b>
<b>Tons Loaded—</b>							
For Oversea .. .. .	79,730	23,360	19,905	13,202	1,570	3,286	141,053
Inter-Territory .. .. .	2,651	6,777	525	49	21	335	10,358
Intra-Territory .. .. .	20,417	5,768	8,014	962	680	2,231	38,072
<b>Total .. .. .</b>	<b>102,798</b>	<b>35,905</b>	<b>28,444</b>	<b>14,213</b>	<b>2,271</b>	<b>5,852</b>	<b>189,483</b>
<b>Tons Handled—</b>							
Overseas .. .. .	156,697	79,128	60,761	17,573	4,678	12,992	331,829
Inter-Territory .. .. .	4,170	10,864	1,390	143	114	918	17,599
Intra-Territory .. .. .	65,503	9,108	24,717	9,881	2,622	6,965	118,796
<b>Total .. .. .</b>	<b>226,370</b>	<b>99,100</b>	<b>86,868</b>	<b>27,597</b>	<b>7,414</b>	<b>20,875</b>	<b>468,224</b>

**13. NUMBER OF VESSELS LICENSED UNDER THE SHIPPING ORDINANCE 1951-1960 AT 30TH JUNE, 1962, CLASSIFIED ACCORDING TO TYPE AND GROSS REGISTERED TONNAGE.**

Tonnage—Gross Register.	Vessels.		
	Steam.	Motor.(a)	Total.
Under 100 tons .. .. .	..	131	131
Over 100 tons .. .. .	..	34	34
<b>Total .. .. .</b>	<b>..</b>	<b>165</b>	<b>165</b>

(a) Includes auxiliary sailing vessels. There are no licensed sailing vessels.

## APPENDIX XV.—continued.

## 14. VEHICULAR ROADS.

District.	Mileage at		Heavy and Medium Traffic.	Light Traffic.
	30th June, 1961.	30th June, 1962.		
Eastern Highlands .. .. .	822	811	811	..
Western Highlands .. .. .	560	572	346	226
Sepik .. .. .	851	764	304	460
Madang .. .. .	510	326	293	33
Morobe .. .. .	551	823	692	131
New Britain .. .. .	764	463	336	127
New Ireland .. .. .	395	430	233	197
Bougainville .. .. .	402	581	367	214
Manus .. .. .	68	35	35	..
<b>Total</b> .. .. .	<b>4,923</b>	<b>4,805</b>	<b>3,417</b>	<b>1,388</b>

Mileage figures are necessarily subject to fluctuations under a continuing road construction and re-construction programme involving new roads, deviations, and re-locations on existing roads. Owing to weather damage or deterioration from lack of use, it sometimes becomes necessary for roads previously classified as suitable for heavy and medium traffic to be reclassified as light roads or tracks only. This is frequently the case with old Army constructed wartime roads which it is not necessary from an economic standpoint to maintain. The major variations in the above schedule occur as a result of a re-assessment of mileages and classifications in all districts as at 30th June, 1962.

## 15. MOTOR VEHICLE AND MOTOR CYCLE REGISTRATIONS EFFECTIVE AT 31ST DECEMBER, 1961.

Particulars.	Number.	Number.
Motor cars .. .. .		2,043
Commercial vehicles—		
Utilities <sup>(a)</sup> .. .. .	1,811	
Lorries .. .. .	1,075	
Panel vans .. .. .	62	
Omnibuses .. .. .	42	
Station wagons .. .. .	324	
Other motor vehicles .. .. .	32	
<b>Total commercial</b> .. .. .		<b>3,346</b>
Motor cycles .. .. .		413
<b>Total</b> .. .. .		<b>5,802</b>

(a) Includes jeep-type vehicles.

## 16. MOTOR VEHICLE DRIVERS' AND MOTOR CYCLE RIDERS' LICENCES: NUMBER EFFECTIVE AT 31ST DECEMBER, 1961.

Particulars.	Licences to Drive.			Licences to Ride.		
	Males.	Females.	Persons.	Males.	Females.	Persons.
Indigenous .. .. .	2,787	..	2,787	39	..	39
Non-indigenous .. .. .	4,738	1,648	6,386	643	10	653
<b>Total</b> .. .. .	<b>7,525</b>	<b>1,648</b>	<b>9,173</b>	<b>682</b>	<b>10</b>	<b>692</b>

## APPENDIX XVI.

## COST OF LIVING.

AVERAGE RETAIL PRICES FOR BASIC ITEMS AT 30TH JUNE, 1962.

NOTE.—This table shows unweighted averages of retail prices in the Territory of various staple foodstuffs and other items which are prescribed by Regulations made under the *Native Employment Ordinance 1958-1960* for issue to workers, and which are also commonly used by the New Guinea people.

Item.	Unit.	Average Retail Price.
Staple foodstuffs—		
Rice .. .. .	lb.	s. d. 1 6
Wheatmeal .. .. .	lb.	1 2½
Peas (dried) .. .. .	lb.	2 6
Meat .. .. .	12 oz. tin	3 0½
Dripping .. .. .	lb.	3 2
Sugar .. .. .	lb.	1 6
Tea .. .. .	lb.	10 1
Salt .. .. .	lb.	0 9
Fresh vegetables .. .. .	lb.	0 3
Tobacco .. .. .	stick	0 11
Clothes and domestic items—		
Lavalava .. .. .	each	9 6
Shorts, khaki .. .. .	each	12 0
Shirts, khaki .. .. .	each	12 0
Blankets .. .. .	each	18 3
Mosquito nets .. .. .	each	14 1
Plates .. .. .	each	2 1
Pannikins .. .. .	each	1 10
Spoons .. .. .	each	1 3
Kitbags .. .. .	each	12 8
Matches .. .. .	box	0 2
Soap .. .. .	2 lb. bar	3 10
Towels .. .. .	each	6 5

## APPENDIX XVII.

## LABOUR.

NOTE.—All workers recorded in this Appendix (except tables 16 and 17) are employed under either the *Administration Servants Ordinance 1958-1960* or the *Native Employment Ordinance 1958-1960*.

## 1. NUMBER OF INDIGENOUS WORKERS CLASSIFIED BY INDUSTRY AND BASIS OF ENGAGEMENT AT 31ST MARCH, 1962.

Industry.	Workers for Wages and Other Benefits.					Total Number Employed.
	Employed by Private Industry.		Employed by Government.(a)			
	Under Agreement.	As Casual Workers.	Under Agreement.	As Casual Workers.	Administration Servants.	
Primary production—						
Copra and cocoa .. ..	18,144	4,943	..	20	..	23,107
Rubber .. .. .	..	1,756	..	..	..	1,756
Coffee .. .. .	576	2,059	..	..	..	2,635
Pastoral .. .. .	53	149	..	..	..	202
Other agriculture .. ..	128	168	134	394	500	1,324
Forestry .. .. .	92	229	363	30	63	777
Mining and quarrying—						
Gold .. .. .	394	307	..	..	..	701
Oil .. .. .	..	..	..	..	..	..
Other mining .. .. .	..	..	..	..	..	..
Quarrying .. .. .	..	29	..	..	..	29
General—						
Manufacturing .. .. .	802	868	..	..	..	1,670
Building and construction .. ..	27	924	36	757	457	2,201
Transport and storage .. .. .	50	766	25	560	438	1,839
Communications .. .. .	..	4	10	40	138	192
Commerce .. .. .	192	2,285	..	..	..	2,477
Personal service .. .. .	194	1,624	..	..	..	1,818
Hotels, cafés and amusements .. ..	56	450	..	5	..	511
Professional activities—						
Religion and social welfare .. ..	110	1,696	..	..	..	1,806
Health and hospitals .. .. .	2	159	34	191	2,928	3,314
Education .. .. .	..	34	2	21	570	627
Not elsewhere classified .. .. .	15	171	129	1,194	768	2,277
<b>Total .. .. .</b>	<b>20,835</b>	<b>18,621</b>	<b>733</b>	<b>3,212</b>	<b>5,862</b>	<b>49,263</b>

(a) Includes employees of Commonwealth Departments but excludes members of the Papua and New Guinea Public Service, Defence Service and Police Force.

NOTE.—No industries are seasonal and averages for the year are not available. Information is not available relating to employers, own account workers, or unpaid family workers.

## APPENDIX XVII.—continued.

## 2. NUMBER OF INDIGENOUS WORKERS EMPLOYED AT 31ST MARCH, 1962, SHOWING SEX, MARITAL STATUS AND AGE GROUPS CLASSIFIED ACCORDING TO EACH MAJOR GROUP OF INDUSTRY.

Industry.	Sex.		Marital Status.		Age Groups.					
	Male.	Female.	Married.	Single.	16-20.	21-25.	26-30.	31-35.	36-40.	41 and over.
<b>Primary production—</b>										
Copra and cocoa ..	23,022	85	6,799	16,308	7,440	8,121	4,952	1,534	764	296
Rubber .. ..	1,756	..	356	1,400	247	812	534	110	41	12
Coffee .. ..	2,597	38	804	1,831	483	1,129	528	259	77	159
Pastoral .. ..	195	7	53	149	61	85	33	11	7	5
Other agriculture ..	1,323	1	320	1,004	221	655	314	88	37	9
Forestry .. ..	773	4	244	533	174	296	206	64	28	9
<b>Mining and quarrying—</b>										
Gold .. ..	700	1	198	503	213	277	130	59	20	2
Oil .. ..	..	..	..	..	..	..	..	..	..	..
Other mining .. ..	..	..	..	..	..	..	..	..	..	..
Quarrying .. ..	29	..	7	22	..	6	9	11	3	..
<b>General—</b>										
Manufacturing ..	1,668	2	396	1,274	416	679	382	134	47	12
Building and construction ..	2,198	3	545	1,656	198	750	842	228	144	39
Transport and storage ..	1,836	3	713	1,126	175	562	604	320	123	55
Communications ..	192	..	60	132	41	81	38	21	10	1
Commerce .. ..	2,444	33	708	1,769	258	824	799	373	158	65
Personal service ..	1,718	100	570	1,248	338	583	471	228	127	71
Hotels, cafés and amuse- ments .. ..	500	11	113	398	94	192	132	52	30	11
<b>Professional activities—</b>										
Religion and social wel- fare .. ..	1,698	108	669	1,137	384	642	392	224	118	46
Health and hospitals ..	2,970	344	1,588	1,726	539	824	1,030	476	287	158
Education .. ..	570	57	228	399	231	141	108	57	42	48
Not elsewhere classified ..	2,276	1	794	1,483	323	763	683	290	138	80
<b>Total .. ..</b>	<b>48,465</b>	<b>798</b>	<b>15,165</b>	<b>34,098</b>	<b>11,836</b>	<b>17,422</b>	<b>12,187</b>	<b>4,539</b>	<b>2,201</b>	<b>1,078</b>



APPENDIX XVII.—continued.

3. INDIGENOUS WORKERS EMPLOYED AT 31ST MARCH, 1962: ANALYSIS BY METHODS OF RECRUITMENT AND MAIN INDUSTRIES.

Industry.	Directly by Employer.					Through Labour Agent.					Through Labour Exchange.					Total.
	Private.		Governmental.			Private.		Governmental.			Private.		Governmental.			
	Agreement.	Casual.	Agreement.	Casual.	Administration Servants.	Agreement.	Casual.	Agreement.	Casual.	Administration Servants.	Agreement.	Casual.	Agreement.	Casual.	Administration Servants.	
Primary production—																
Copra and cocoa .. .. .	2,852	4,735	..	20	..	12,384	200	..	..	..	2,908	8	..	..	..	23,107
Rubber .. .. .	..	1,755	..	..	..	..	..	..	..	..	..	1	..	..	..	1,756
Coffee .. .. .	395	2,034	..	..	..	181	24	..	..	..	..	1	..	..	..	2,635
Pastoral .. .. .	38	149	..	..	..	15	..	..	..	..	..	..	..	..	..	202
Other agriculture .. .. .	93	167	63	373	471	33	1	41	21	24	2	..	30	..	5	1,324
Forestry .. .. .	38	229	..	6	62	54	..	214	1	..	..	..	149	23	1	777
Mining and quarrying—																
Gold .. .. .	105	307	..	..	..	238	..	..	..	..	51	..	..	..	..	701
Oil .. .. .	..	..	..	..	..	..	..	..	..	..	..	..	..	..	..	..
Other mining .. .. .	..	..	..	..	..	..	..	..	..	..	..	..	..	..	..	..
Quarrying .. .. .	..	29	..	..	..	..	..	..	..	..	..	..	..	..	..	29
General—																
Manufacturing .. .. .	309	868	..	..	..	415	..	..	..	..	78	..	..	..	..	1,670
Building and construction .. .. .	8	912	26	672	457	18	12	10	25	..	1	..	..	60	..	2,201
Transport and storage .. .. .	16	752	..	500	428	13	14	14	13	10	21	..	11	47	..	1,839
Communications .. .. .	..	4	7	40	138	..	..	3	..	..	..	..	..	..	..	192
Commerce .. .. .	45	2,261	..	..	..	109	21	..	..	..	38	3	..	..	..	2,477
Personal service .. .. .	107	1,602	..	..	..	85	5	..	..	..	2	17	..	..	..	1,818
Hotels, cafés and amusements .. .. .	20	444	..	..	..	36	6	..	5	..	..	..	..	..	..	511
Professional activities—																
Religion and social welfare .. .. .	63	1,675	..	..	..	47	21	..	..	..	..	..	..	..	..	1,806
Health and hospitals .. .. .	..	159	34	150	2,926	1	..	..	1	1	1	..	..	40	1	3,314
Education .. .. .	..	34	..	21	570	..	..	2	..	..	..	..	..	..	..	627
Not elsewhere classified .. .. .	14	171	84	1,005	745	1	..	45	16	13	..	..	..	173	10	2,277
Total .. .. .	4,103	18,287	214	2,787	5,797	13,630	304	329	82	48	3,102	30	190	343	17	49,263

APPENDIX XVII.—continued.

4. NUMBER OF INDIGENOUS WORKERS EMPLOYED AT 31ST MARCH, 1962, SHOWING PLACE OF RECRUITMENT ACCORDING TO EACH MAJOR GROUP OF INDUSTRY.

Industry.	Place of Recruitment.															Total.
	Engaged at Place of Employment.					Recruited in Home District.					Recruited in Other Districts.					
	Private.		Governmental.			Private.		Governmental.			Private.		Governmental.			
	Agreement.	Casual.	Agreement.	Casual.	Administration Servants.	Agreement.	Casual.	Agreement.	Casual.	Administration Servants.	Agreement.	Casual.	Agreement.	Casual.	Administration Servants.	
Primary production—																
Copra and cocoa .. .. .	181	4,613	..	20	..	16,050	237	..	..	..	1,913	93	..	..	..	23,107
Rubber .. .. .	..	1,725	..	..	..	..	30	..	..	..	..	1	..	..	..	1,756
Coffee .. .. .	10	2,052	..	..	..	445	2	..	..	..	121	5	..	..	..	2,635
Pastoral .. .. .	2	149	..	..	..	37	..	..	..	..	14	..	..	..	..	202
Other agriculture .. .. .	6	161	..	339	396	72	4	93	54	87	50	3	41	1	17	1,324
Forestry .. .. .	..	229	5	29	63	41	..	239	1	..	51	..	119	..	..	777
Mining and quarrying—																
Gold .. .. .	22	298	..	..	..	266	8	..	..	..	106	1	..	..	..	701
Oil .. .. .	..	..	..	..	..	..	..	..	..	..	..	..	..	..	..	..
Other mining .. .. .	..	..	..	..	..	..	..	..	..	..	..	..	..	..	..	..
Quarrying .. .. .	..	29	..	..	..	..	..	..	..	..	..	..	..	..	..	29
General—																
Manufacturing .. .. .	21	847	..	..	..	510	8	..	..	..	271	13	..	..	..	1,670
Building and construction .. .. .	3	885	4	485	349	10	26	9	216	62	14	13	23	56	46	2,201
Transport and storage .. .. .	..	762	..	495	438	39	4	25	52	..	11	..	..	13	..	1,839
Communications .. .. .	..	4	..	40	137	..	..	8	..	1	..	..	2	..	..	192
Commerce .. .. .	1	2,131	..	..	..	138	104	..	..	..	53	50	..	..	..	2,477
Personal service .. .. .	2	1,464	..	..	..	150	119	..	..	..	42	41	..	..	..	1,818
Hotels, cafés and amusements .. .. .	2	445	..	..	..	33	1	..	2	..	21	4	..	3	..	511
Professional activities—																
Religion and social welfare .. .. .	10	1,554	..	..	..	88	126	..	..	..	12	16	..	..	..	1,806
Health and hospitals .. .. .	..	159	2	165	2,092	2	..	15	25	14	..	..	17	1	822	3,314
Education .. .. .	..	20	..	21	551	..	7	2	..	14	..	7	..	..	5	627
Not elsewhere classified .. .. .	..	163	..	1,023	647	6	7	113	91	92	9	1	16	80	29	2,277
Total .. .. .	260	17,690	11	2,617	4,673	17,887	683	504	441	270	2,688	248	218	154	919	49,263

APPENDIX XVII.—continued.

5. DISTRIBUTION OF ANNUAL WAGES PAID TO INDIGENOUS WORKERS AT 31ST MARCH, 1962, CLASSIFIED ACCORDING TO OCCUPATION.(a)

	Under £104.	£104 to £117.	£118 to £130.	£131 to £143.	£144 to £156.	£157 to £169.	£170 to £183.	£184 to £195.	£196 to £208.	£209 to £221.	£222 to £234.	£235 to £247.	£248 to £260.	£261 to £286.	£287 to £312.	£313 to £338.	£339 to £364.	£365 to £416.	£417 to £520.	£521 to £624.	£625 and Over. (b)	Total.
<i>A. Males.</i>																						
Agricultural assistant .. .. .		18					1		6											1	26	
Aid post orderly .. .. .	11	196		78	260		19	2	6	225	1	14	18	154	95		55	49	34	2	1,219	
Baker .. .. .		7	3	3	2	2	1	1	5			7	7	7	12			5	2		64	
Boiler attendant .. .. .					1	6	5		2										2	2	18	
Bookbinder .. .. .		1					3		1						1		1				9	
Boot repairer .. .. .		1					1						1					1			5	
Bosun .. .. .						2				1				1				2			6	
Bricklayer .. .. .			3										1								4	
Brickmaker .. .. .	8	4	3			4	1		3												23	
Butcher .. .. .				3										1	1						5	
Carpenter .. .. .	29	92	63	48	56	32	43	25	32	17	55	50	33	49	83	21	92	87	65	40	10	1,022
Clerk .. .. .	9	46	5	6	27	13	26	15	10	5	10	18	12	12	32	7	23	16	34	12	10	348
Compositor .. .. .																			1		1	
Cook .. .. .	6	129	23	25	32	27	33	16	2	12	8	14	12	6	14	3	18	14	9	4	407	
Co-operative assistant .. .. .	1		1	1							5				1	1		2			12	
Council constable .. .. .	3				2		3	1			1			1			1				12	
Dairyman .. .. .		8	4			2				1				1	1						20	
Dental assistant .. .. .		1				2		1		2							1		1		8	
Domestic .. .. .	120	634	448	295	162	170	228	137	55	61	48	83	43	47	80	20	63	42	19		2,755	
Driller .. .. .				9			2						1		1		1				15	
Driver, engine stationary .. .. .		1	1	4	8	1			5	2	1	2	2	2		2					31	
Driver (motor transport) .. .. .	26	69	59	74	62	51	92	44	73	21	69	62	31	47	86	32	94	78	76	44	5	1,195
Electrician .. .. .	1		1	1	3	3	4	2	10	2	6	1	2	3	1	2	1	9	2	1	1	55
Engineer .. .. .	2	4	1	7	19	2	3		5		2	7		2	3		1				58	
Factory worker .. .. .		32		26	9				6	18	1						1				93	
Farmer .. .. .	9	236	7	1			3			2											259	
Ferryman .. .. .	15																				15	
Fieldworker .. .. .	9	75	26	28	3	11	10	7	5		5	18		8	13	2	9	6	5	2	242	
Fireman .. .. .		2		3			3	1	2	2	4	5					5	1	1		29	
Fitter .. .. .						1							1		2						4	
Foreman .. .. .	20	44	81	44	52	32	30	12	31	20	16	38	16	29	33	15	33	38	37	8	629	
Gameshooter .. .. .		1	1	2	2			3					1								10	
Gardener .. .. .	12	24	6	8	11	3	2				1	1	7	2	1		1				79	
Geological assistant .. .. .								1													1	
Gestetner operator .. .. .																			1		1	
Heavy plant operator .. .. .		1	3	1	2		1	1	1			10	11	1	1		1	1			25	
Hospital assistant .. .. .	101	95	11	43	39	53	92	15	33	16	21	76	27	52	74	19	59	72	86	27	3	1,014
Hostel assistant .. .. .					2		1														3	
Inspector (agriculture) .. .. .											7	2									9	
Inspector (health) .. .. .			4																		4	
Interpreter .. .. .	3	14	2	4		2	3	3	2		6	2	3	6	10	4	5	7	5	1	82	
Journalist .. .. .															1						1	
Laboratory assistant .. .. .		2			2	5		1			3									2	15	
Labourer, general .. .. .	658	4,487	418	495	682	435	274	26	72	53	132	416	51	104	79	26	69	45	27	3	8,552	
Labourer, plantation .. .. .	1,246	22,685	598	146	101	171	206	63	89	82	39	50	44	73	68	11	28	35	12	3	25,750	
Labourer, sanitary .. .. .	6	1	23	15	1	2	26	6	2			20	3	2	2		1	1	2		113	
Laundryman .. .. .	2	23	6	12	23	15	6	3	3	2	5	3	1		1		2	1	1		110	
Library assistant .. .. .	2				2	2															6	

## 5. DISTRIBUTION OF ANNUAL WAGES PAID TO INDIGENOUS WORKERS AT 31ST MARCH, 1962, CLASSIFIED ACCORDING TO OCCUPATION(a)—continued.

	Under £104.	£104 to £117.	£118 to £130.	£131 to £143.	£144 to £156.	£157 to £169.	£170 to £183.	£184 to £195.	£196 to £208.	£209 to £221.	£222 to £234.	£235 to £247.	£248 to £260.	£261 to £286.	£287 to £312.	£313 to £338.	£339 to £364.	£365 to £416.	£417 to £520.	£521 to £624.	£625 and Over. (b)	Total.
Lighthouse attendant .. .. .		22																				22
Linesman .. .. .		1		2			3		1		27	4	4	1	1	3	3	14	6	1		71
Linotype operator .. .. .							1									1			1			3
Local government assistant .. .. .	2	5				2		1				5	2	1	2	2	1	3		1	1	29
Logger .. .. .	1	9		4	3		10	15								2		2				46
Malaria control assistant .. .. .		66		12	1	6	7	3	1	2	12	2	2		2		3	1				121
Marine engine operator .. .. .		5		3				5			1	23	4	3	1	1	2	5				53
Mechanic .. .. .	12	15	2	8	6	37	14	6	27	6	6	30	2	13	11	3	16	21	9	11		255
Mechanical equipment operator .. .. .	15	21	20	17	9	15	13	7	8	3	3	9	4	4	5	6	8	8	7	2		182
Medical assistant .. .. .	2	15	2	1			2		1	2	1		1	1			2					30
Messenger/cleaner .. .. .	10	19	13	13	14	12	16	2	5		4	14	9		3	1		3	2			140
Miner .. .. .	41	19	9	4	2			1										3	2		1	81
Minister of religion .. .. .		2	1				1			1			1		1	2	2	1	3			15
Packer .. .. .	1			6	2		1	4	1		1	2				1						19
Painter .. .. .	13	8	7	11	9	9	27	7	8	8	12	19	9	26	12	2	16	8	10		2	223
Pharmacist .. .. .		1																				1
Photographer .. .. .			2												1							4
Plumber .. .. .	5	9	2	9	4	8	7	6	5	16	10	4	10	14	6	8	11	16	4	1		155
Postal assistant .. .. .		2		4	1	1	1	2			1		3	2		1			2	6		27
Powerhouse operator .. .. .	4	52	5	7	9	21	1		4	5	1	2		3	3		12	4	2	1		136
Printing worker .. .. .		14	1			2			2									1	1			22
Projectionist .. .. .		1			1			1										1				4
Publication assistant .. .. .																						1
Recruiter's assistant .. .. .	3																	1				3
Rigger .. .. .		1										2			2							6
Rubber tapper .. .. .	1	2															1					3
Sawyer .. .. .	2	46		1	2	1	4	5	6	2	6	3		5	4	4	7	3	3			104
Seaman .. .. .	16	114	55	42	12	30	22	4	11	5	10	40	28	6	11		14	5	1	1		427
Security man .. .. .		1	3	1			1															7
Sheet metal worker .. .. .						1	6		1		3	5		4				1				22
Ship's master .. .. .	2					1	2	1				4	1	4	4	1	2	3	3			28
Shipwright .. .. .		1				2													1	1		5
Social welfare worker .. .. .						1						1										2
Stevedore .. .. .											131											131
Steward .. .. .		58	7	14	45	18	32	4	4	4	1		1	2	2		2	1				195
Stockman .. .. .	4	27	8			3		2	1			1					1					47
Store assistant .. .. .	6	15	13	13	43	42	31	16	22	14	17	16	4	11	15	4	15	18	12	6	4	337
Storeman .. .. .	7	20	23	21	29	27	13	18	6	8	13	15	4	12	12	8	7	5	10	3		261
Surveyor's assistant .. .. .	1	2	1	1			3	1			1	2			2				1			15
Tailor .. .. .			2	1		1					1	1										6
Tankmaker .. .. .				2	1	5	1	3		1					1		1	1				16
Teacher .. .. .	29	139	19	9	8	6	19	13	30	13	107	30	4	29	33	5	44	32	56	15	4	644
Technician radio/telecommunications .. .. .		1				2	1					1	1	1	4		2	4	5	1	2	26
Telegraphist .. .. .											1	2			1			1	1		1	7
Telephonist .. .. .		10			3		4	3			2	1	2			1		3	7			37
Typist .. .. .															1		1					2
Vulcanologist assistant .. .. .						1								1	1		1					3
Welder .. .. .						1	3	1	4		2	4	4	1	1		2	1	1			27

APPENDIX XVII.—continued.

5. DISTRIBUTION OF ANNUAL WAGES PAID TO INDIGENOUS WORKERS AT 31ST MARCH, 1962, CLASSIFIED ACCORDING TO OCCUPATION—continued.

	Under £104.	£104 to £117.	£118 to £130.	£131 to £143.	£144 to £156.	£157 to £169.	£170 to £183.	£184 to £195.	£196 to £208.	£209 to £221.	£222 to £234.	£235 to £247.	£248 to £260.	£261 to £286.	£287 to £312.	£313 to £338.	£339 to £364.	£365 to £416.	£417 to £520.	£521 to £624.	£625 and Over.	Total.
<i>A. Males—continued.</i>																						
Wood machinist .. .. .	..	3	1	5	3	3	7	3	4	1	4	5	..	8	4	2	3	4	2	1	..	63
Workshop assistant .. .. .	3	3	1	1	..	..	1	1	3	8	..	..	..	..	..	..	..	2	3	2	..	28
X-ray assistant .. .. .	..	1	2	..	..	..	..	..	4	..	..	..	..	..	..	..	..	2	..	..	..	9
Total Males .. .. .	2,479	29,663	1,999	1,594	1,773	1,301	1,379	521	621	645	824	1,152	417	763	845	224	743	692	581	205	44	48,465
<i>B. Females.</i>																						
Aid post orderly .. .. .	..	1	..	2	7	1	..	..	..	..	..	..	..	..	..	..	..	..	..	..	..	11
Clerk .. .. .	1	1	..	..	..	..	..	2	..	..	..	..	..	..	..	..	..	1	..	..	..	5
Cook .. .. .	..	4	..	..	..	..	..	..	..	..	..	..	..	..	..	..	..	..	..	..	..	4
Domestic .. .. .	37	173	34	5	7	12	9	5	2	..	..	1	..	2	..	..	..	..	..	..	..	287
Gardener .. .. .	11	6	..	..	..	..	..	..	..	..	..	..	..	..	..	..	..	..	..	..	..	17
Hospital assistant .. .. .	9	68	..	3	..	4	4	5	..	3	13	33	5	9	2	..	..	..	..	..	..	160
Hostel assistant .. .. .	..	..	..	2	1	1	..	..	..	..	..	..	1	..	..	..	1	..	..	..	..	6
Infant welfare assistant .. .. .	..	55	..	15	..	10	3	2	11	11	2	1	..	11	..	..	..	..	..	..	..	121
Interpreter .. .. .	..	..	..	..	..	..	..	..	..	1	..	..	..	..	..	..	..	..	..	..	..	1
Labourer, general .. .. .	..	3	..	1	1	1	..	..	..	..	1	..	..	..	..	..	..	..	..	..	..	7
Labourer, plantation .. .. .	24	36	3	3	..	1	..	..	..	..	..	1	..	..	..	..	..	..	..	..	..	68
Laundress .. .. .	1	5	..	..	1	..	..	..	..	..	..	..	..	..	..	..	..	..	..	..	..	7
Malaria control assistant .. .. .	..	1	..	..	..	..	2	2	..	..	1	..	..	1	..	..	..	..	..	..	..	7
Pre-school assistant .. .. .	..	4	..	6	..	1	..	..	..	..	..	..	..	..	..	..	..	..	..	..	..	11
Seamstress .. .. .	1	5	..	..	1	5	..	..	1	..	..	..	1	1	2	..	..	1	..	..	..	18
Social welfare assistant .. .. .	..	..	..	..	1	..	..	..	..	..	..	..	..	..	..	..	..	..	..	..	..	1
Stewardess .. .. .	..	1	..	..	1	..	2	..	..	..	..	..	..	..	..	..	..	..	..	..	..	4
Store assistant .. .. .	..	..	1	1	..	2	..	..	..	..	..	..	..	..	..	..	..	..	..	..	..	4
Teacher .. .. .	1	2	3	..	..	..	7	13	4	..	4	11	..	3	4	1	3	2	1	..	..	59
Total Females .. .. .	85	365	41	38	20	38	27	29	18	15	21	47	7	27	8	1	6	4	1	..	..	798

(a) The wages are expressed in £'s (Aust.) per annum and include the following components:—

- (i) cash wage paid to the worker;
- (ii) value of food, clothing and other prescribed articles provided by the employer to the worker and to his accompanying dependants (if any); and
- (iii) value of prescribed accommodation provided by the employer for the worker and his accompanying dependants (if any).

Other cost components borne by the employer by way of transport, medical attention, workers' compensation premiums, &c., are NOT included in the wages.

(b) The maximum all-inclusive wage paid in this group is £1,127 per annum to a Foreman. Other typical wages paid in this group include £949 per annum to a Carpenter, £900 per annum to a Clerk, and £895 per annum to a Clerk.

## APPENDIX XVII.—continued.

## 6. NUMBER OF LABOUR INSPECTIONS PERFORMED DURING THE YEAR ENDED 30TH JUNE, 1962, CLASSIFIED ACCORDING TO MAJOR GROUPS OF INDUSTRY.

Industry.	Number of Inspections.	Number of Workers Seen.
<b>Primary Production—</b>		
Copra and cocoa .. .. .	332	18,594
Rubber .. .. .	..	..
Coffee .. .. .	64	2,416
Pastoral .. .. .	5	182
Other Agriculture .. .. .	22	921
Forestry .. .. .	11	1,082
<b>Mining and quarrying—</b>		
Gold .. .. .	16	534
Quarrying .. .. .	1	46
<b>General—</b>		
Manufacturing .. .. .	58	2,060
Building and construction .. .. .	28	1,187
Transport and storage .. .. .	47	1,388
Communications .. .. .	2	17
Commerce .. .. .	135	1,075
Personal service .. .. .	1	23
Hotels, cafés and amusements .. .. .	32	441
<b>Professional Activities—</b>		
Religion and social welfare .. .. .	8	176
Health and hospitals .. .. .	27	878
Education .. .. .	4	28
Not elsewhere classified .. .. .	23	441
<b>Total .. .. .</b>	<b>816</b>	<b>31,489</b>

## 7. NUMBER OF INDUSTRIAL ACCIDENTS WHICH OCCURRED DURING THE YEAR ENDED 30TH JUNE, 1962, SHOWING THE CAUSE AND RESULT.

Industry.	Cause of Accident.	Result.		
		Fatal.	Non-Fatal.	Total.
<b>Primary production—</b>				
Copra and cocoa .. .. .	Boat accident .. .. .	..	1	1
	Drowned .. .. .	10	..	10
	Fall .. .. .	..	4	4
	Falling object .. .. .	3	10	13
	Flying object .. .. .	..	9	9
	Handling cargo .. .. .	1	..	1
	Injured by handtool .. .. .	..	15	15
	Injured by machinery .. .. .	..	3	3
	Vehicle accident .. .. .	..	5	5
	Tractor accident .. .. .	2	1	3
Coffee .. .. .	Drowned .. .. .	2	..	2
	Falling object .. .. .	..	1	1
Other agriculture .. .. .	Injured by handtool .. .. .	..	1	1
	Fall .. .. .	..	1	1

APPENDIX XVII.—*continued.*7. NUMBER OF INDUSTRIAL ACCIDENTS WHICH OCCURRED DURING THE YEAR ENDED 30TH JUNE, 1962,  
SHOWING THE CAUSE AND RESULT—*continued.*

Industry.	Cause of Accident.	Result.		
		Fatal.	Non-fatal.	Total.
Forestry .. .. .	Fall .. .. .	..	1	1
	Falling object .. .. .	1	6	7
	Injured by machinery .. .. .	..	1	1
	Vehicle accident .. .. .	..	1	1
Mining and quarrying— Gold .. .. .	Drowned .. .. .	1	..	1
	Electric shock .. .. .	..	1	1
	Fall .. .. .	1	4	5
	Falling object .. .. .	1	1	2
	Flying object .. .. .	..	2	2
	Injured by machinery .. .. .	..	3	3
Quarrying .. .. .	Falling object .. .. .	..	1	1
	Injured by machinery .. .. .	..	3	3
	Tractor accident .. .. .	..	2	2
General— Manufacturing .. .. .	Fall .. .. .	..	2	2
	Falling object .. .. .	1	2	3
	Flying object .. .. .	..	1	1
	Handling cargo .. .. .	..	1	1
	Injured by machinery .. .. .	1	18	19
	Vehicle accident .. .. .	..	4	4
Building and construction .. .. .	Boat accident .. .. .	..	1	1
	Fall .. .. .	2	3	5
	Falling object .. .. .	..	8	8
	Flying object .. .. .	..	1	1
	Handling cargo .. .. .	..	3	3
	Injured by machinery .. .. .	..	8	8
	Tractor accident .. .. .	2	..	2
	Diving .. .. .	1	..	1
Transport and storage .. .. .	Fall .. .. .	..	1	1
	Falling object .. .. .	..	1	1
	Handling cargo .. .. .	..	12	12
	Injured by handtool .. .. .	..	2	2
	Injured by machinery .. .. .	..	4	4
	Vehicle accident .. .. .	2	2	4
	Tractor accident .. .. .	..	4	4
	Crushed by door .. .. .	..	1	1
	Drowned .. .. .	1	..	1
	Injured by handtool .. .. .	..	1	1
Professional activities— Religion and social welfare .. .. .	Falling object .. .. .	1	..	1
	Injured by machinery .. .. .	..	2	2
	Vehicle accident .. .. .	1	..	1
Not elsewhere classified .. .. .	Fall .. .. .	..	2	2
	Flying object .. .. .	1	..	1
	Vehicle accident .. .. .	..	1	1
Total .. .. .	.. .. .	35	162	197

## APPENDIX XVII.—continued.

8. NUMBER OF CASES WHERE COMPENSATION DUE TO INDUSTRIAL ACCIDENTS WAS PAID DURING THE YEAR ENDED 30TH JUNE, 1962.

Industry.	Nature and Cause of Injury.	Category of Employment.			Total.	Degree of Disability.	Amount of Compensation Paid.
		Private.		Governmental.			
		Agreement.	Casual.				
Primary production— Copra and cocoa ..	Back injuries—tractor accident	1	..	..	1	Fatal ..	£ s. d. 211 10 0
	Broken wrist—fall ..	1	..	..	1	Temporary	28 11 0
	Cut toe—injured by handtool	1	..	..	1	Temporary	31 14 6
	Crushed toe—falling object	1	..	..	1	Partial permanent	50 15 0
	Lacerated finger—injured by handtool	1	..	..	1	Partial permanent	63 9 0
	Lacerated thumb—injured by handtool	2	..	..	2	Partial permanent	1 at 50 0 0 1 at 7 10 0
	Arm injury—falling object	1	..	..	1	Partial permanent	507 12 0
Coffee .. ..	Traumatic asphyxia—vehicle accident	..	1	..	1	Fatal ..	20 0 0
	Crushed fingers—injured by machinery	..	1	..	1	Partial permanent	323 18 0
Other agriculture ..	Snake bite .. ..	..	1	..	1	Fatal ..	100 0 0
Forestry .. ..	Severed finger—injured by handtool	..	1	..	1	Partial permanent	25 10 0
	Cut toe—falling object ..	1	..	..	1	Partial permanent	19 0 8
Mining and quarrying— Gold .. ..	Injured hand—injured by machinery	1	..	..	1	Partial permanent	444 3 0
	Lacerated finger—injured by machinery	1	..	..	1	Temporary	50 15 3
	Severed finger—falling object	1	..	..	1	Partial permanent	15 14 0
General— Manufacturing ..	Injured finger—falling object	..	1	..	1	Partial permanent	57 2 1
	Fractured skull—injured by machinery	..	1	..	1	Fatal ..	100 0 0
	Crushed head—falling object	..	1	..	1	Fatal ..	100 0 0
Building and construction	Fractured spine—fall ..	..	1	..	1	Permanent	(a) 2 7 3 per week for life
	Eye injury—flying object ..	..	1	..	1	Partial permanent	253 16 0
	Injured hand—injured by machinery	..	1	..	1	Partial permanent	63 9 0
	Finger injury—injured by machinery	..	2	..	2	Partial permanent	1 at 57 2 1 1 at 45 12 0



APPENDIX XVII.—*continued.*

8. NUMBER OF CASES WHERE COMPENSATION DUE TO INDUSTRIAL ACCIDENTS WAS PAID DURING THE YEAR ENDED 30TH JUNE, 1962—*continued.*

Industry.	Nature and Cause of Injury.	Category of Employment.			Total.	Degree of Disability.	Amount of Compensation paid.
		Private.		Governmental.			
		Agreement.	Casual.				
Transport and storage	Drowned .. ..	..	1	..	1	Fatal ..	£. s. d. 45 12 0
	Crushed finger—handling cargo	1	2	..	3	Partial permanent	1 at 63 9 0 1 at 45 12 7 1 at 85 13 1
	Loss of eye—fall ..	..	1	..	1	Partial permanent	253 18 0
	Lacerated thumb—handling cargo	..	1	..	1	Partial permanent	26 0 0
	Split liver—vehicle accident	..	1	..	1	Fatal ..	700 0 0
Professional activities— Religion and social welfare	Finger injury—injured by machinery	1	..	..	1	Partial permanent	63 9 0
Not elsewhere classified	Severed ankle tendon—vehicle accident	..	1	..	1	Partial permanent	65 0 0
	Cerebral haemorrhage—fall	..	1	..	1	Fatal ..	10 0 0
	Asphyxia—falling object ..	1	..	..	1	Fatal ..	30 0 0
	Total .. ..	15	20	..	35		4,050 17 3

(a) This sum is not included in total of £4,050 17s. 3d.

NOTE.—In all other cases of minor injuries arising out of and in the course of employment, wages in full for the period of temporary incapacity have been paid to agreement workers in accordance with Section 40 (1) of the *Native Labour Ordinance 1950-1956* or Section 90(4) of the *Native Employment Ordinance 1958-1961*, and voluntarily by the employers to casual workers.

## APPENDIX XVII.—continued.

## 9. COMPENSATION CASES RESULTING FROM INDUSTRIAL ACCIDENTS AWAITING SETTLEMENT AT 30TH JUNE, 1962.

Industry.	Cause of Accident.	Category of Employment.			Degree of Disability.	Total.
		Private.		Governmental.		
		Agreement.	Casual.			
Primary production—						
Copra and cocoa ..	Boat accident ..	1	..	..	Not yet determined ..	1
	Drowned ..	7	..	..	Fatal ..	7
	Fall ..	2	..	..	Not yet determined ..	2
	Falling object ..	6	5	..	3 Fatal, 8 not yet determined	11
	Flying object ..	3	1	..	Not yet determined ..	4
	Handling cargo ..	1	..	..	Fatal ..	1
	Injured by handtool ..	9	..	1	Not yet determined ..	10
	Injured by machinery ..	..	1	..	Not yet determined ..	1
	Tractor accident ..	1	..	..	Fatal ..	1
	Vehicle accident ..	1	1	..	1 Fatal, 1 not yet determined	2
Coffee ..	Falling object ..	1	..	..	Not yet determined ..	1
Forestry ..	Fall ..	..	..	2	Not yet determined ..	2
	Falling object ..	1	1	..	1 Fatal, 1 not yet determined	2
	Vehicle accident ..	1	..	..	Not yet determined ..	1
Mining and quarrying—						
Gold ..	Drowned ..	..	1	..	Fatal ..	1
	Fall ..	..	1	..	Not yet determined ..	1
Quarrying ..	Falling object ..	1	..	..	Fatal ..	1
	Injured by machinery ..	..	..	2	Not yet determined ..	2
	Tractor accident ..	..	..	1	Not yet determined ..	1
General—						
Manufacturing ..	Falling object ..	1	..	..	Not yet determined ..	1
	Handling cargo ..	..	1	..	Not yet determined ..	1
	Injured by machinery ..	4	9	..	Not yet determined ..	13
	Vehicle accident ..	1	1	..	Not yet determined ..	2
Building and construction	Boat accident ..	..	1	..	Not yet determined ..	1
	Fall ..	1	..	1	Fatal ..	2
	Falling object ..	..	5	..	Not yet determined ..	5
	Handling cargo ..	..	2	..	Not yet determined ..	2
	Injured by machinery ..	..	4	..	Not yet determined ..	4
	Tractor accident ..	..	1	1	Fatal ..	2
Transport and storage	Aircraft accident ..	..	1	..	Fatal ..	1
	Diving ..	..	1	..	Fatal ..	1
	Falling object ..	..	1	..	Fatal ..	1
	Handling cargo ..	..	6	..	Not yet determined ..	6
	Injured by machinery ..	..	2	..	Not yet determined ..	2
	Tractor accident ..	..	3	..	Not yet determined ..	3
	Vehicle accident ..	..	2	..	Fatal ..	2
Commerce ..	Crushed by door ..	1	..	..	Not yet determined ..	1
	Drowned ..	..	1	..	Fatal ..	1
Personal service ..	Injured by handtool ..	..	1	..	Not yet determined ..	1
Professional activities—						
Religion and social welfare	Falling object ..	..	1	..	Fatal ..	1
	Injured by machinery ..	..	1	..	Not yet determined ..	1
	Vehicle accident ..	..	1	..	Fatal ..	1
Not elsewhere classified	Fall ..	..	..	2	Not yet determined ..	2
	Flying object ..	..	1	..	Fatal ..	1
	Injured by machinery ..	..	..	1	Not yet determined ..	1
	Vehicle accident ..	..	..	1	Not yet determined ..	1
	Total ..	43	57	12		112

APPENDIX XVII.—*continued.*

## 10. ILLNESSES AND DEATHS DUE TO OCCUPATIONAL DISEASE DURING THE YEAR ENDED 30TH JUNE, 1962.

No illnesses or deaths attributable to occupational disease were reported during the year under review.

11. PROSECUTIONS FOR BREACHES OF THE *Native Employment Ordinance* 1958-1961 BY EMPLOYERS DURING THE YEAR ENDED 30TH JUNE, 1962.

Section of Ordinance or Regulation.	Offence.	Number of Employers.			Penalty Imposed.
		Prosecuted.	Convicted.	Acquitted.	
Section 102— <i>Native Employment Ordinance</i> 1958-1961	Failure to issue rations in full..	1	1	..	1 fined £5
	Total .. ..	1	1	..	

12. PROSECUTIONS FOR BREACHES OF THE *Native Employment Ordinance* 1958-1961 BY WORKERS DURING THE YEAR ENDED 30TH JUNE, 1962.

Section of Ordinance or Regulation.	Offence.	Number of Employers.			Penalty Imposed.
		Prosecuted.	Convicted.	Acquitted.	
Section 146— <i>Native Employment Ordinance</i> 1958-1961	Misrepresentation (agreement workers claiming they are free to accept other employment)	4	4	..	4 fined £5
	Total .. ..	4	4	..	

## APPENDIX XVII.—continued.

## 13. DETAILS OF BREACHES OF INDIGENOUS EMPLOYEES' AGREEMENTS BY WORKERS AND EMPLOYERS DURING THE YEAR ENDED 30TH JUNE, 1962, RESULTING IN VARIATION OR TERMINATION OF AGREEMENTS.

Nature of Breach.	Section of Ordinance.	Number of Agreements.		
		Terminated.	Varied.	Total.
<i>Under the Native Labour Ordinance 1950-1956.</i>				
Exerting a bad influence on fellow workers .. .. .	47 (3) (b)	13	..	13
Absence from work for period exceeding 7 days .. .. .	47 (3) (c)	42	..	42
Absence because of imprisonment for period exceeding 7 days .. .. .	47 (3) (d)	12	..	12
Absence from work without permission .. .. .	51 (2) (a)	..	21	21
Refusal to perform work lawfully allotted .. .. .	51 (2) (b)	..	12	12
Failure of worker to show diligence .. .. .	51 (2) (c)	..	2	2
Negligence by employee resulting in loss of employer's property .. .. .	51 (2) (e)	..	1	1
<b>TOTAL .. .. .</b>	<b>..</b>	<b>67</b>	<b>36</b>	<b>103</b>

NOTE.—In addition there were 385 terminations effected under the provisions of Section 49; that is by mutual consent of both employer and employee.

*Under the Native Employment Ordinance 1958-1961.*

Employee convicted of offence against or contravention of this Ordinance .. .. .	49 (1) (a)	13	..	13
Absence because of imprisonment for period exceeding 7 days .. .. .	49 (1) (b)	15	..	15
Negligence or carelessness in discharge of duties to employer .. .. .	49 (1) (c)	10	..	10
Disobeying a lawful order .. .. .	49 (1) (d)	13	..	13
Absence from work without leave or reasonable excuse .. .. .	49 (1) (e)	108	..	108
Committed an act or omission which justifies termination by employer .. .. .	49 (1) (f)	4	..	4
Employer or person acting on his behalf negligent or careless in his duties towards worker .. .. .	49 (3) (c)	6	..	6
Worker unfit for any reason to carry out his duties .. .. .	49 (4) (a)	9	..	9
Employment terminated by direction of Court .. .. .	49 (4) (d)	8	..	8
Term extended by Court to cover period of imprisonment .. .. .	43 (1) (b)	..	7	7
Term extended by Court to cover period of imprisonment .. .. .	43 (2) (b)	..	13	13
Term extended by Court to partly cover period of unauthorized absence .. .. .	43 (3) (a)	..	1	1
Term extended by Court to cover full period of unauthorized absence .. .. .	43 (3) (b)	..	33	33
<b>TOTAL .. .. .</b>	<b>..</b>	<b>186</b>	<b>54</b>	<b>240</b>

NOTE.—In addition there were 746 terminations under the provisions of Section 48, that is by mutual consent of both employer and employee.

Total number of breaches .. .. .	..	253	90	343
----------------------------------	----	-----	----	-----

APPENDIX XVII.—*continued.*

## 14. COMPLAINTS BY INDIGENOUS WORKERS, BY CATEGORIES OF EMPLOYMENT, DURING THE YEAR ENDED 30TH JUNE, 1962.

Nature of Complaint.	Number of Workers Involved.			
	Total.	Category of Employment.		
		Governmental.	Private.	
			Agreement.	Casual.
Irregular wage payments .. .. .	23	..	..	23
Non-payment of wages .. .. .	97	..	..	97
Inadequate wage paid .. .. .	83	2	1	80
Underpayment of wages .. .. .	121	36	..	85
Non-payment of overtime .. .. .	10	..	..	10
Unauthorized wage deductions .. .. .	2	..	..	2
Non-receipt of monetary allowance in lieu of rations .. .. .	1	..	..	1
Non-issue of tobacco .. .. .	2	..	2	..
Non-issue of rations .. .. .	2	..	..	2
Short issue of rations .. .. .	51	..	30	21
Non-issue of clothing and other articles .. .. .	7	..	7	..
Excessive hours of work .. .. .	40	..	40	..
Unrealistic allocation of duties .. .. .	9	..	9	..
Unsatisfactory transportation arrangements .. .. .	7	..	7	..
Failure to repatriate .. .. .	8	1	6	1
Agreement worker objected to being employed as a domestic .. .. .	1	..	1	..
Non-receipt of Christmas presents .. .. .	16	..	..	16
Accommodation not provided .. .. .	13	2	..	11
Sub-standard accommodation provided .. .. .	47	..	..	47
Objection to tax payments .. .. .	34	..	33	1
Abusive language .. .. .	7	..	6	1
General conditions of employment .. .. .	10	..	2	8
<b>Total .. .. .</b>	<b>591</b>	<b>41</b>	<b>144</b>	<b>406</b>

NOTE.—All complaints were fully investigated by departmental officers who acted as conciliators in respect of the complaints listed.

## APPENDIX XVII.—continued.

## 15. NUMBER AND DURATION OF INDUSTRIAL DISPUTES WHICH OCCURRED DURING THE YEAR ENDED 30TH JUNE, 1962, SHOWING THE NUMBER OF INDIGENOUS WORKERS INVOLVED AND MAN-DAYS LOST.

Industry.	Cause.	Number of Workers Involved.			Number of Man-days Lost.	Settlement.
		Private.		Governmental.		
		Agreement.	Casual.			
Primary production— Copra and cocoa ..	Workers complained that they were required to collect three bags of coconuts each day and there were insufficient nuts available to collect this amount	15	..	..	75	Workers resumed duty when it was demonstrated that fellow workers were able to complete their daily task
	Workers ceased work after a disagreement with the employer, during which his dogs allegedly attacked them	30	..	..	150	Workers resumed duty following Police investigation of the incident
	Work output allegedly unsatisfactory	18	..	..	756	Workers agreed to resume duty and to fulfil their obligations, following investigation by Labour Inspector
	Disagreement as to due termination date of agreements	41	..	..	41	Workers resumed duty after being satisfied by Labour Inspector that their calculations were incorrect
	Dissatisfaction as to hours of work	20	..	..	10	Workers resumed duty following explanations by Labour Inspector concerning statutory hours of work
Coffee .. ..	Wages not paid on the scheduled pay day	..	23	..	3	Workers resumed duty upon employer giving assurance that wages would in future be paid on the scheduled pay day
General— Transport and storage	Workers refused duty for following reasons:— (a) non-receipt of rations and clothing; (b) suitable accommodation not provided	..	38	..	19	Workers resumed duty after being satisfied that as urban employees in receipt of an all-inclusive cash wage they had no entitlement to the issue of rations and clothing, and that accommodation would be provided by the employer
	Workers advised their intention to strike for one day if they did not receive a wage increase	..	60	..	Nil	Workers remained on duty after assurances by Labour Inspector that their wages were in accordance with the legislation
	Underpayment for overtime worked	..	94	..	Nil	Workers remained on duty following decision of employer to pay the workers two hours overtime each, as claimed

## APPENDIX XVII.—continued.

## 16. NON-INDIGENOUS WORKERS: DISTRIBUTION BY INDUSTRY AT CENSUS OF 30TH JUNE, 1961.

Industry.	Western Highlands.	Eastern Highlands.	Sepik.	Madang.	Morobe.	New Britain.	New Ireland.	Bougainville.	Manus.	Migratory.	Total.
<b>MALES.</b>											
Primary production ..	49	55	4	62	123	279	124	65	16	9	786
Mining and quarrying ..	2	1	..	1	167	1	..	..	..	1	173
Manufacturing .. ..	7	19	16	37	201	201	12	5	4	15	517
Electricity, gas and water ..	2	3	5	9	21	17	2	2	2	..	63
Building construction ..	33	54	97	63	138	164	40	16	13	7	625
Transport, storage and communications .. ..	13	48	77	88	300	148	16	3	6	483	1,182
Finance and property ..	1	9	5	12	34	38	3	..	..	2	104
Commerce .. ..	8	41	39	88	172	353	43	20	7	13	784
Public authority .. ..	50	104	126	89	195	224	41	38	100	3	970
Community and business services .. ..	122	155	216	149	171	324	31	60	18	7	1,253
Amusement, hotels, &c. ..	2	4	4	9	17	37	5	..	..	..	78
Other industries, inadequately described, or not stated ..	..	1	..	1	2	12	2	..	..	..	18
Total males in work force .. ..	289	494	589	608	1,541	1,798	319	209	166	540	6,553
Males not in work force .. ..	159	202	116	232	663	918	168	51	77	19	2,605
Total males .. ..	448	696	705	840	2,204	2,716	487	260	243	559	9,158
<b>FEMALES.</b>											
Primary production ..	7	2	..	..	6	14	2	3	..	2	36
Mining and quarrying ..	..	..	..	..	19	..	..	..	..	..	19
Manufacturing .. ..	1	1	1	5	23	22	..	..	..	3	56
Electricity, gas and water ..	..	1	1	..	2	2	..	..	..	..	6
Building construction ..	..	1	1	1	1	5	..	..	..	1	10
Transport, storage and communications .. ..	3	5	5	17	67	30	2	1	3	4	137
Finance and property ..	..	..	..	1	6	17	..	..	..	2	26
Commerce .. ..	2	14	14	59	126	204	33	4	..	5	461
Public authority .. ..	7	18	16	26	58	72	5	5	4	1	212
Community and business services .. ..	65	134	104	100	116	216	33	60	12	8	848
Amusement, hotels, &c. ..	1	5	4	7	30	25	1	..	..	4	77
Other industries, inadequately described, or not stated ..	..	1	..	2	6	6	..	..	..	1	16
Total females in work force .. ..	86	182	146	218	460	613	76	73	19	31	1,904
Females not in work force .. ..	258	370	230	343	1,223	1,506	243	105	138	58	4,474
Total females .. ..	344	552	376	561	1,683	2,119	319	178	157	89	6,378

APPENDIX XVII.—*continued.*16. NON-INDIGENOUS WORKERS: DISTRIBUTION BY INDUSTRY AT CENSUS OF 30TH JUNE, 1961—*continued.*

Industry.	Western Highlands.	Eastern Highlands.	Sepik.	Madang.	Morobe.	New Britain.	New Ireland.	Bougainville.	Manus.	Migratory.	Total.
PERSONS.											
Primary production ..	56	57	4	62	129	293	126	68	16	11	822
Mining and quarrying ..	2	1	..	1	186	1	..	..	..	1	192
Manufacturing ..	8	20	17	42	224	223	12	5	4	18	573
Electricity, gas and water ..	2	4	6	9	23	19	2	2	2	..	69
Building construction ..	33	55	98	64	139	169	40	16	13	8	635
Transport, storage and communications ..	16	53	82	105	367	178	18	4	9	487	1,319
Finance and property ..	1	9	5	13	40	55	3	..	..	4	130
Commerce ..	10	55	53	147	298	557	76	24	7	18	1,245
Public authority ..	57	122	142	115	253	296	46	43	104	4	1,182
Community and business services ..	187	289	320	249	287	540	64	120	30	15	2,101
Amusement, hotels, &c. ..	3	9	8	16	47	62	6	..	..	4	155
Other industries, inadequately described, or not stated ..	..	2	..	3	8	18	2	..	..	1	34
Total persons in work force ..	375	676	735	826	2,001	2,411	395	282	185	571	8,457
Persons not in work force ..	417	572	346	575	1,886	2,424	411	156	215	77	7,079
Total persons ..	792	1,248	1,081	1,401	3,887	4,835	806	438	400	648	15,536



## APPENDIX XVII.—continued.

## 17. NON-INDIGENOUS WORKERS: OCCUPATIONAL STATUS AT 30TH JUNE, 1961.

Occupational Status.	Males.	Females.	Persons.
In work force—			
At work—			
Employer .. .. .	519	79	598
Self-employed .. .. .	330	100	430
Employee .. .. .	5,541	1,569	7,110
Part-time .. .. .	..	17	17
Helper (not on wage or salary) .. .. .	115	123	238
Total at work .. .. .	6,505	1,888	8,393
Not at work <sup>(a)</sup> .. .. .	48	16	64
Total work force .. .. .	6,553	1,904	8,457
Not in work force—			
Child not attending school .. .. .	1,214	1,125	2,339
Full-time students or children attending school .. .. .	1,230	1,170	2,400
Independent means, including retired (so described) .. .. .	37	29	66
Home duties .. .. .	..	2,068	2,068
Pensioner or annuitant .. .. .	47	36	83
Inmates of institutions .. .. .	29	12	41
Others not in work force .. .. .	48	34	82
Total not in work force .. .. .	2,605	4,474	7,079
Total population .. .. .	9,158	6,378	15,536

(a) Includes persons unable to secure employment, temporarily laid off, absent because of sickness or accident, changing jobs, &c.

## APPENDIX XVIII.

## SOCIAL SECURITY AND WELFARE SERVICES.

Information relating to social security and welfare services is given in Chapter 5 of Part VII. of this report.

## APPENDIX XIX.

## PUBLIC HEALTH.

## 1. HEALTH SERVICES PERSONNEL: ADMINISTRATION AND OTHER AT 30TH JUNE, 1962.

Designation.	Administration.				Non-Administration.				Total.		
	Indigenous.		Non-indigenous.		Indigenous.		Non-indigenous.		Male.	Female.	Total.
	Male.	Female.	Male.	Female.	Male.	Female.	Male.	Female.			
A.—Medical Personnel.											
Group I.(a)—											
Specialist .. .. .	..	..	8 (3)	..	..	..	1	..	9 (3)	..	9 (3)
Physician and Surgeon .. .. .	..	..	45 (8)	1 (1)	..	..	8	4	53 (8)	5 (1)	58 (9)
Assistant Medical Officer .. .. .	4	..	..	..	..	..	..	..	4	..	4
Cadet Medical Officer .. .. .	..	..	(37)	(1)	..	..	..	..	(37)	(1)	(38)
Medical Assistant .. .. .	6	..	95 (3)	5	7	..	19	13	127 (3)	18	145 (3)
Cadet Medical Assistant .. .. .	..	..	1	..	..	..	..	..	1	..	1
Entomologist .. .. .	..	..	1	..	..	..	..	..	1	..	1
Dental Officer .. .. .	..	..	5 (1)	1	..	..	3	1	8 (1)	2	10 (1)
Dental Mechanic .. .. .	..	..	5	..	..	..	1	..	6	..	6
Dental Assistant .. .. .	1	..	..	..	5	..	..	1	6	1	7
Pharmacist .. .. .	..	..	5 (2)	1	..	..	2	3	7 (2)	4	11 (2)
Malaria Control Assistant .. .. .	4	..	19	..	..	..	..	..	23	..	23
Physiotherapist .. .. .	..	..	..	2	..	..	..	..	..	2	2
Nurse .. .. .	..	..	..	120 (2)	..	..	7	165	7	285 (2)	292 (2)
Hospital and Nursing Assistant .. .. .	3	..	..	11	35	43	3	4	41	58	99
Instructor (Aid Post Training School) .. .. .	..	..	1	..	..	..	..	2	1	2	3
Medical Technologist .. .. .	..	..	7	1	..	..	..	3	7	4	11
Laboratory Assistant .. .. .	3	..	1	..	2	..	..	1	6	1	7
Radiographer .. .. .	..	..	4 (1)	..	..	..	1	1	5 (1)	1	6 (1)
X-Ray Assistant .. .. .	4	..	..	..	2	..	..	..	6	..	6
Health Inspector .. .. .	..	..	10 (1)	..	..	..	..	..	10 (1)	..	10 (1)
Health Inspector's Assistant .. .. .	6	..	2	..	..	..	..	..	8	..	8
Limb Maker .. .. .	..	..	1	..	..	..	..	..	1	..	1
Limb Maker's Assistant .. .. .	1	..	..	..	..	..	..	2	1	2	2
Health Educator .. .. .	..	..	..	..	..	..	..	..	..	..	..
Group II.(a)—											
Dental Assistant .. .. .	3	..	..	..	..	..	..	..	3	..	3
Dental Orderly .. .. .	5	..	..	..	..	1	..	..	5	1	6
Hospital Nursing Assistant .. .. .	74	42	..	..	..	..	..	..	74	42	116
Infant Welfare Assistant .. .. .	..	104	..	..	..	19	..	1	..	124	124
Infant Welfare Orderly .. .. .	..	67	..	..	..	19	..	..	..	86	86
Aid Post Orderly .. .. .	1,195	8	..	..	74	7	..	..	1,269	15	1,284
Hospital Orderly .. .. .	883	74	..	..	84	78	..	..	967	152	1,119
Laboratory Assistant .. .. .	7	..	..	..	..	..	..	..	7	..	7
Laboratory Orderly .. .. .	11	..	..	..	1	1	..	..	12	1	13
X-ray Assistant .. .. .	5	..	..	..	..	1	..	..	5	1	6
X-ray Orderly .. .. .	1	..	..	..	..	..	..	..	2	1	3
Malaria Control Assistant .. .. .	32	..	..	..	..	..	..	..	32	..	32
Malaria Control Orderly .. .. .	103	1	..	..	..	..	..	..	103	1	104
Health Inspector's Assistant .. .. .	1	..	..	..	..	..	..	..	1	..	1
Ambulance Driver .. .. .	19	..	..	..	8	..	..	..	27	..	27
Limb Maker's Assistant .. .. .	2	..	..	..	..	..	..	..	2	..	2
	2,373	296	210 (56)	142 (4)	219	170	45	201	2,847 (56)	809 (4)	3,656 (60)

APPENDIX XIX.—*continued.*1. HEALTH SERVICES PERSONNEL: ADMINISTRATION AND OTHER AT 30TH JUNE, 1962—*continued.*

Designation.	Administration.				Non-Administration.				Total.		
	Indigenous.		Non-indigenous.		Indigenous.		Non-indigenous.		Male.	Female.	Total.
	Male.	Female.	Male.	Female.	Male.	Female.	Male.	Female.			
B.—Non-Medical Personnel.											
Group I.(a)—											
Pre-school Teacher .. ..	..	..	..	10 (2)	..	..	..	4	..	14 (2)	14 (2)
Clerk .. ..	1 (4)	..	..	4 (2)	1	..	2	2	4 (20)	6 (2)	10 (22)
Typist .. ..	..	..	..	17 (13)	..	1	1	2	1	20 (13)	21 (13)
Storeman .. ..	..	..	11	..	2	..	1	1	14	1	15
Clerical Assistant .. ..	..	..	1 (1)	37 (9)	..	..	..	..	1 (1)	37 (9)	38 (10)
Insecticide Machine Operator ..	..	..	4	..	1	..	..	..	5	..	5
Other Non-medical .. ..	..	..	..	11	..	..	..	..	..	11	11
Group II.(a)—											
Pre-school Assistant .. ..	..	13	..	..	2	..	..	3	2	16	18
Stores Assistant .. ..	13	..	..	..	..	..	..	..	13	..	13
Clerk .. ..	42 (15)	..	..	..	..	11	..	1	42 (15)	12	54 (15)
Cook's Assistant .. ..	137	1	..	..	14	1	..	..	151	2	153
Seamstress .. ..	..	2	..	..	2	20	1	4	3	26	29
Wardman .. ..	36	4	..	..	..	..	..	..	36	4	40
Hospital Handyman .. ..	4	..	..	..	1	..	2	..	7	..	7
Messenger/Cleaner .. ..	13 (7)	..	..	..	..	..	..	..	13 (7)	..	13 (7)
Foreman/Labourer .. ..	20	..	..	..	8	..	1	..	29	..	29
Labourer(b) .. ..	214	7	..	..	98	..	2	..	314	7	321
Steward .. ..	13	1	..	..	..	..	..	..	13	1	14
Laundryman .. ..	40	7	..	..	5	6	..	..	45	13	58
Other Non-medical .. ..	5 (1)	..	..	..	119	..	27	20	151 (1)	20	171 (1)
	538 (27)	35	16 (17)	79 (26)	253	39	37	37	844 (44)	190 (26)	1,034 (70)
Total .. ..	2,911 (27)	331	226 (73)	221 (30)	472	209	82	238	3,691(100)	999 (30)	4,690(130)

(a) The distinction between Group I. and Group II. relates only to Administration personnel, Group I. being officers of the Public Service of the Territory of Papua and New Guinea and Group II. being employed as Administration Servants. (b) These personnel employed under the provisions of the Native Employment Ordinance.

NOTE.—Headquarters personnel of the Department of Public Health stationed at Port Moresby are shown in parenthesis and are not included in the other figures.

APPENDIX XIX.—*continued.*

## 2. ADMINISTRATION MEDICAL TRAINING: TRAINEES AT 30TH JUNE, 1962.

Training Course.	Trainees.		
	Male.	Female.	Total.
Assistant Medical Officer—			
Central Mission School, Suva, Fiji—			
Second year .. .. .	1	..	1
Third year .. .. .	1	..	1
Fifth year .. .. .	1	..	1
Papuan Medical College—			
First year .. .. .	7	1	8
Second year .. .. .	2	..	2
Third year .. .. .	3	..	3
Nursing—			
Rabaul General Hospital .. .. .	49	33	82
Port Moresby General Hospital .. .. .	41	20	61
Madang General Hospital .. .. .	24	..	24
	129	54	183
Post-Graduate—Medical Assistants .. .. .	8	..	8
Post-Graduate Nursing—Obstetrics .. .. .	..	5	5
Aid Post Orderly .. .. .	176	..	176
Hospital Orderly .. .. .	94	48	142
Dental—			
Assistant Dental Officer (Suva) .. .. .	1	..	1
Dental Assistant .. .. .	6	1	7
Dental Orderly .. .. .	2	..	2
	287	54	341
X-Ray Assistant .. .. .	3	..	3
Laboratory—			
Assistant (Suva) .. .. .	1	..	1
Assistant .. .. .	5	..	5
Orderly .. .. .	8	..	8
	17	..	17
Infant and Maternal Welfare—			
Assistant (a) .. .. .	..	160	160
Orderly .. .. .	..	41	41
	..	201	201
Pre-School Assistant .. .. .	..	12	12
	433	321	754

(a) Including 43 Infant and Maternal Welfare Assistants training in Administration and Mission Hospitals in Papua.

## APPENDIX XIX.—continued.

## 3. HOSPITALS AND MEDICAL CENTRES AT 30TH JUNE, 1962.

Medical Establishments.	Administration.	Mission.	Total.
<b>Hospitals—</b>			
Public (including Maternity Wards)(a) .. ..	61	77(b)	138
Hansenide .. .. .	3	2	5
Tuberculosis .. .. .	2	..	2
Hansenide and Tuberculosis(a) .. .. .	1	1	2
<b>Total</b> .. .. .	<b>67</b>	<b>80</b>	<b>147</b>
<b>Maternity and Child Welfare Centres—</b>			
Central Clinics .. .. .	14	..	14
Mobile Clinic Centres .. .. .	379	87	466
<b>Total</b> .. .. .	<b>393</b>	<b>87</b>	<b>480</b>
<b>Aid Posts or Medical Centres</b>	<b>1,032</b>	<b>182</b>	<b>1,214</b>
<b>Total</b> .. .. .	<b>1,492</b>	<b>349</b>	<b>1,841</b>

(a) 8 paying hospitals now amalgamated with non-paying hospitals. One non-paying hospital now operated by a mission. (b) 5 tuberculosis wards and 3 hansenide wards are incorporated in 8 of these hospitals.

## 4. ADMINISTRATION HOSPITALS AT 30TH JUNE, 1962.

District.	Location of Hospital.	Type. (A—Paying; B—Non-Paying)
Eastern Highlands .. .. .	Goroka .. .. .	A and B
	Henganofi .. .. .	B
	Lufa .. .. .	B
	Kainantu .. .. .	B
	Okapa .. .. .	B
	Kundiawa .. .. .	B
	Chuave .. .. .	B
	Gumine .. .. .	B
	Kerowagi .. .. .	B
Gembogl .. .. .	B	
Western Highlands .. .. .	Mount Hagen .. .. .	B
	Minj .. .. .	B
	Wabag .. .. .	B
	Laiagam .. .. .	B
	Kompam .. .. .	B
	Togoba Hansenide Colony .. .. .	B
Sepik .. .. .	Wewak .. .. .	A and B
	Angoram .. .. .	B
	Ambunti .. .. .	B
	Lumi .. .. .	B
	Dreikikir .. .. .	B

## APPENDIX XIX.—continued.

## 4. ADMINISTRATION HOSPITALS AT 30TH JUNE, 1962—continued.

District.	Location of Hospital.						Type. (A—Paying; B—Non-Paying)
Sepik—continued.	Maprik .. .. . Nuku .. .. . Telefomin .. .. . Vanimu .. .. . Yangoru .. .. . Timbunke .. .. . Aitape .. .. . Aitape Hansenide Colony .. .. .						B B B B B B B
Madang .. .. .	Madang .. .. . Aiome .. .. . Saidor .. .. . Kar Kar .. .. . Josephstaal .. .. . Bundi .. .. . Bogia .. .. . Hatzfeldhaven Hansenide and T. B. Colony .. .. .						A and B B B B B B B
Morobe .. .. .	Lae (Malahang) (a) .. .. . Finschhafen .. .. . Wau .. .. . Wasu .. .. . Mumeng .. .. . Kaiapit .. .. . Menyamya .. .. . Bulolo .. .. . Morobe .. .. . Butaweng T. B. Hospital .. .. .						A and B B A and B B B B B A and B B
New Britain .. .. .	Rabaul (Nonga) .. .. . Talasea .. .. . Cape Gloucester .. .. . Kandrian .. .. . Pomio .. .. . Butuwin (Kokopo) .. .. . Gasmata .. .. . Bitu Paka T. B. Hospital .. .. .						A and B B B B B B B
New Ireland .. .. .	Kavieng .. .. . Taskul .. .. . Namatanai .. .. . Anelaua Hansenide Colony .. .. .						A and B B B B
Bougainville .. .. .	Sohano .. .. . Wakunai .. .. . Buin .. .. . Kieta .. .. . Boku .. .. .						A and B B B B
Manus .. .. .	Lorengau .. .. .						A and B

(a) At Lae and Rabaul, the paying hospitals are temporarily separate from the non-paying. At all other hospitals paying and non-paying are administered as one institution.

## APPENDIX XIX.—continued.

## 5. ADMINISTRATION HOSPITALS AT 30TH JUNE, 1962: CLASSIFIED BY NUMBER OF BEDS AND STATUS OF PERSONS IN CHARGE.

Hospitals.	Status of Persons in Charge.				Total.
	Medical Officers.	Medical Assistants.	Sisters.	Other.	
Public (including maternity wards)—					
10 to 50 beds .. .. .	2	22	1	3	28
Over 50 beds .. .. .	20	13	..	..	33
Hansenide—					
Over 50 beds .. .. .	2	..	1	..	3
Tuberculosis—					
Over 50 beds .. .. .	2	..	..	..	2
Hansenide and Tuberculosis—					
Over 50 beds .. .. .	..	1	..	..	1
<b>Total .. .. .</b>	<b>26</b>	<b>36</b>	<b>2</b>	<b>3</b>	<b>67</b>

## 6. ADMINISTRATION HOSPITALS BY DISTRICT, SHOWING AVERAGE NUMBER OF BEDS OCCUPIED DAILY, ADMISSIONS AND OUT-PATIENTS TREATED DURING THE YEAR ENDED 31ST MARCH, 1962.

Particulars.	Eastern Highlands.	Western Highlands.	Sepik.	Madang.	Morobe.	New Britain.	New Ireland.	Bougainville.	Manus.	Total.
Public Hospitals (including Maternity wards)—										
Number .. .. .	10	5	12	7	10	8	3	5	1	61
Average daily number of beds occupied ..	822	382	850	542	344	392	220	268	38	3,858
Admissions (a)										
Indigenous ..	22,596	10,108	11,139	7,355	10,277	9,590	3,334	2,269	986	77,654
Non-indigenous ..	252	..	192	217	945	819	83	35	2	2,545
Out-patients—										
Indigenous ..	75,436	40,170	27,082	41,983	45,779	29,420	6,717	3,427	4,387	274,401
Non-indigenous ..	1,142	..	2,161	1,681	6,350	830	1,140	456	..	13,760
Hansenide Colonies—										
Number .. .. .	..	1	1	..	..	..	1	..	..	3
Average daily number of beds occupied ..	..	471	386	..	..	..	152	..	..	1,009
Admissions .. .. .	..	254	69	..	..	..	47	..	..	370
Tuberculosis Hospitals(b)—										
Number .. .. .	..	..	..	..	1	1	..	..	..	2
Average daily number of beds occupied ..	..	..	..	..	256	342	..	..	..	599
Admissions .. .. .	..	..	..	..	247	206	..	..	..	453
Hansenide and Tuberculosis Hospitals—										
Number .. .. .	..	..	..	1	..	..	..	..	..	1
Average daily number of beds occupied ..	..	..	..	249	..	..	..	..	..	249
Admissions .. .. .	..	..	..	90	..	..	..	..	..	90

(a) Includes patients readmitted and admitted for investigation only.  
Hospitals.

(b) Excluding cases of minor infection of tuberculosis under treatment at Public

APPENDIX XIX.—*continued.*

## 7. INCIDENCE OF THE PRINCIPAL DISEASES TREATED AND THE PRINCIPAL CAUSES OF DEATH IN ADMINISTRATION HOSPITALS AND IMPORTANT CASE MORTALITY RATES IN PERCENTAGES FOR THE YEAR 1961-62.

International Code Group Classification.	Disease or Injury.	Number of Admissions.	Percentage of Total Admissions.	Number of Deaths.	Percentage of Total Deaths.	Deaths as a Percentage of Admissions.
I.	Infective and parasitic diseases .. .. .	18,485	24.2	409	21.3	2.2
	of which—					
	Malaria .. .. .	8,192	10.7	109	5.7	1.3
	Tuberculosis .. .. .	1,964	2.6	98	5.1	5.0
	Leprosy .. .. .	740	1.0	12	0.6	1.6
	Dysentery, all forms .. .. .	855	1.1	92	4.8	10.8
	Diseases due to helminths .. .. .					
II.	Neoplasms .. .. .	631	0.8	99	5.2	15.7
	of which—					
	Malignant neoplasms, including neoplasms of lymphatic and haematopoietic tissues	415	0.5	95	4.9	22.9
	Benign neoplasms and neoplasms of unspecified nature .. .. .	216	0.3	4	0.2	1.9
III. & IV.	Allergic, endocrine system, metabolic and nutritional diseases. Diseases of the blood and blood-forming organs .. .. .	2,391	3.1	99	5.2	4.1
	of which—					
	Avitaminosis, malnutrition and other deficiency states .. .. .	991	1.3	69	3.6	7.0
	Anaemias .. .. .	886	1.2	17	0.9	1.9
V.	Mental, psychoneurotic and personality disorders .. .. .	225	0.3			
VI.	Diseases of the nervous system and sense organs of which—	3,087	4.0	129	6.7	4.2
	Inflammatory diseases of the eye .. .. .	1,297	1.7			
	Otitis media and mastoiditis .. .. .	795	1.0	2	0.1	0.3
VII.	Diseases of the circulatory system .. .. .	435	0.6	67	3.5	15.4
VIII.	Diseases of the respiratory system .. .. .	14,648	19.2	421	21.9	2.9
	of which—					
	Pneumonia .. .. .	7,556	9.9	379	19.7	5.0
	Acute upper respiratory tract infections .. .. .	2,542	3.3	3	0.2	0.1
IX.	Diseases of the digestive system .. .. .	5,885	7.7	224	11.7	3.8
	of which—					
	Gastroenteritis and colitis, except diarrhoea of the new-born .. .. .	402	5.3	122	6.4	3.0
X.	Diseases of the genito-urinary system .. .. .	1,727	2.3	49	2.6	2.8
XI.	Deliveries and complication of pregnancy, childbirth and the puerperium .. .. .	4,151	5.4	39	2.0	0.9
XII. & XIII.	Diseases of the skin and cellular tissue. Diseases of the bones and organs of movement .. .. .	11,059	14.5	8	0.4	0.1
	of which—					
	Infections of skin and sub-cutaneous tissue	4,774	6.3	1	0.1	
XV.	Certain diseases of early infancy .. .. .	1,392	1.8	241	12.6	17.3
XIV. & XVI.	Congenital malformations. Symptoms, senility and ill-defined conditions .. .. .	4,680	6.1	79	4.1	1.7
XVII.	Accidents, poisonings and violence .. .. .	7,443	9.8	56	2.9	0.8
		76,239	100.0	1,920	100.0	2.5



APPENDIX XIX.—*continued.*

8. NUMBER OF IN-PATIENTS TREATED AND DEATHS RECORDED (BY DISEASE GROUPS) IN ADMINISTRATION HOSPITALS DURING THE YEAR ENDED 31ST MARCH, 1962.

Disease, Injury, &c.	International Classification Code No.	Non-indigenous.		Indigenous.		Total.	
		In-Patients.	Deaths.	In-Patients.	Deaths.	In-Patients	Deaths.
Tuberculosis of respiratory system ..	A1	13	..	1,468	81	1,481	81
Tuberculosis of meninges and central nervous system ..	A2	..	..	20	6	20	6
Tuberculosis of intestines, peritoneum, and mesenteric glands ..	A3	..	..	31	2	31	2
Tuberculosis of bones and joints ..	A4	..	..	136	1	136	1
Tuberculosis, all other forms ..	A5	..	..	309	8	309	8
Congenital syphilis ..	A6	..	..	..	..	..	..
Early syphilis ..	A7	..	..	1	..	1	..
Tabes dorsalis ..	A8	..	..	..	..	..	..
General paralysis of insane ..	A9	..	..	..	..	..	..
All other syphilis ..	A10	1	..	..	..	1	..
Gonococcal infection ..	A11	..	..	107	..	107	..
Typhoid fever ..	A12	..	..	1	1	1	1
Paratyphoid fever and other Salmonella infections ..	A13	1	..	..	..	1	..
Cholera ..	A14	..	..	..	..	..	..
Brucellosis (undulant fever) ..	A15	..	..	..	..	..	..
Dysentery, all forms ..	A16	19	..	853	92	872	92
Scarlet fever ..	A17	..	..	3	..	3	..
Streptococcal sore throat ..	A18	1	..	12	..	13	..
Erysipelas ..	A19	2	..	4	..	6	..
Septicaemia and pyaemia ..	A20	3	..	37	11	40	11
Diphtheria ..	A21	..	..	45	..	45	..
Whooping cough ..	A22	1	..	288	15	289	15
Meningococcal infections ..	A23	..	..	124	10	124	10
Plague ..	A24	..	..	..	..	..	..
Leprosy ..	A25	3	..	742	12	745	12
Tetanus ..	A26	..	..	33	19	33	19
Anthrax ..	A27	1	..	2	..	3	..
Acute poliomyelitis ..	A28	..	..	3	..	3	..
Acute infectious encephalitis ..	A29	3	..	34	15	37	15
Late effects of acute poliomyelitis and acute infectious encephalitis ..	A30	..	..	35	1	35	1
Smallpox ..	A31	..	..	..	..	..	..
Measles ..	A32	10	..	850	2	860	2
Yellow fever ..	A33	..	..	..	..	..	..
Infectious hepatitis ..	A34	56	..	110	12	166	12
Rabies ..	A35	..	..	..	..	..	..
Typhus and other rickettsial diseases ..	A36	..	..	1	..	1	..
Malaria ..	A37	82	..	8,192	109	8,274	109
Schistosomiasis ..	A38	..	..	..	..	..	..
Hydatid disease ..	A39	..	..	1	..	1	..
Filariasis ..	A40	1	..	249	..	250	..
Ankylostomiasis ..	A41	1	..	481	..	482	..
Other diseases due to helminths ..	A42	1	..	1,295	3	1,296	3
All other diseases classified as infective and parasitic ..	A43	39	..	3,018	9	3,057	9
Malignant neoplasm of buccal cavity and pharynx ..	A44	..	..	72	10	72	10

APPENDIX XIX.—*continued.*8. NUMBER OF IN-PATIENTS TREATED AND DEATHS RECORDED (BY DISEASE GROUPS) IN ADMINISTRATION HOSPITALS DURING THE YEAR ENDED 31ST MARCH, 1962—*continued.*

Disease, Injury, &c.	International Classification Code No.	Non-indigenous.		Indigenous.		Total.	
		In-Patients.	Deaths.	In-Patients.	Deaths.	In-Patients.	Deaths.
Malignant neoplasm of oesophagus .. ..	A45	1	..	5	4	6	4
Malignant neoplasm of stomach .. ..	A46	2	2	19	3	21	5
Malignant neoplasm of intestine, except rectum	A47	1	..	11	2	12	2
Malignant neoplasm of rectum .. ..	A48	1	..	4	1	5	1
Malignant neoplasm of larynx .. ..	A49	..	..	4	..	4	..
Malignant neoplasm of trachea, bronchus and lung, not specified as secondary .. ..	A50	2	1	12	5	14	6
Malignant neoplasm of breast .. ..	A51	..	..	24	3	24	3
Malignant neoplasm of cervix uteri .. ..	A52	2	1	18	1	20	2
Malignant neoplasm of other and unspecified parts of uterus .. ..	A53	..	..	10	1	10	1
Malignant neoplasm of prostate .. ..	A54	..	..	8	..	8	..
Malignant neoplasm of skin .. ..	A55	2	..	40	5	42	5
Malignant neoplasm of bone and connective tissue .. ..	A56	1	..	45	3	46	3
Malignant neoplasm of all other and unspecified sites .. ..	A57	4	..	114	37	118	37
Leukaemia and aleukaemia .. ..	A58	1	..	12	10	13	10
Lymphosarcoma and other neoplasms of lymphatic and haematopoietic system ..	A59	4	..	17	10	21	10
Benign neoplasm and neoplasms of unspecified nature .. ..	A60	18	..	216	4	234	4
Non-toxic goitre .. ..	A61	2	..	157	1	159	1
Thyrototoxicosis with or without goitre ..	A62	2	..	6	..	8	..
Diabetes mellitus .. ..	A63	14	..	17	1	31	1
Avitaminosis and other deficiency states ..	A64	2	..	991	69	993	69
Anaemias .. ..	A65	8	..	886	17	894	17
Allergic disorders; all other endocrine, metabolic and blood diseases .. ..	A66	56	1	334	11	390	12
Psychoses .. ..	A67	13	..	86	..	99	..
Psychoneuroses and disorders of personality	A68	61	..	104	..	165	..
Mental deficiency .. ..	A69	..	..	35	..	35	..
Vascular lesions affecting central nervous system .. ..	A70	3	..	38	15	41	15
Non-meningococcal meningitis .. ..	A71	2	1	178	93	180	94
Multiple sclerosis .. ..	A72	..	..	3	..	3	..
Epilepsy .. ..	A73	14	..	97	3	111	3
Inflammatory diseases of eye .. ..	A74	6	..	1,297	..	1,303	..
Cataract .. ..	A75	1	..	76	..	77	..
Glaucoma .. ..	A76	..	..	9	..	9	..
Otitis media and mastoiditis .. ..	A77	3	..	795	2	798	2
All other diseases of the nervous system and sense organs .. ..	A78	34	..	594	16	628	16
Rheumatic fever .. ..	A79	5	..	24	..	29	..
Chronic rheumatic heart disease .. ..	A80	2	..	41	8	43	8
Arteriosclerotic and degenerative heart disease .. ..	A81	19	4	27	9	46	13
Other diseases of heart .. ..	A82	18	3	126	38	144	41
Hypertension with heart disease .. ..	A83	2	..	6	2	8	2
Hypertension without mention of heart ..	A84	19	..	10	4	29	4
Disease of arteries .. ..	A85	5	..	19	2	24	2

APPENDIX XIX.—*continued.*8. NUMBER OF IN-PATIENTS TREATED AND DEATHS RECORDED (BY DISEASE GROUPS) IN ADMINISTRATION HOSPITALS DURING THE YEAR ENDED 31ST MARCH, 1962—*continued.*

Disease, Injury, &c.	International Classification Code No.	Non-indigenous.		Indigenous.		Total.	
		In-Patients.	Deaths.	In-Patients.	Deaths.	In-Patients.	Deaths.
Other diseases of circulatory system ..	A86	38	..	182	4	220	4
Acute upper respiratory infections..	A87	35	..	2,542	3	2,577	3
Influenza .. .. .	A88	9	..	683	3	692	3
Lobar pneumonia .. .. .	A89	12	..	2,056	43	2,068	43
Bronchopneumonia .. .. .	A90	28	..	4,027	263	4,055	263
Primary atypical, other, and unspecified pneumonia .. .. .	A91	20	..	1,473	73	1,493	73
Acute bronchitis .. .. .	A92	9	..	1,413	8	1,422	8
Bronchitis, chronic and unqualified ..	A93	26	..	2,004	8	2,030	8
Hypertrophy of tonsils and adenoids ..	A94	38	..	24	..	62	..
Empyema and abscess of lung .. .. .	A95	1	..	29	4	30	4
Pleurisy .. .. .	A96	8	..	150	3	158	3
All other respiratory diseases .. .. .	A97	9	..	247	13	256	13
Disease of teeth and supporting structures ..	A98	19	..	360	1	379	1
Ulcer of stomach .. .. .	A99	18	..	64	8	82	8
Ulcer of duodenum .. .. .	A100	11	..	33	2	44	2
Gastritis and duodenitis .. .. .	A101	19	..	301	1	320	1
Appendicitis .. .. .	A102	89	..	61	2	150	2
Intestinal obstruction and hernia .. .. .	A103	19	..	323	18	342	18
Gastro-enteritis and colitis, except diarrhoea of the newborn .. .. .	A104	80	2	4,021	122	4,101	124
Cirrhosis of liver .. .. .	A105	4	1	185	43	189	44
Cholelithiasis and cholecystitis .. .. .	A106	12	..	12	1	24	1
Other diseases of digestive system .. .. .	A107	49	..	525	26	574	26
Acute nephritis .. .. .	A108	2	..	57	6	59	6
Chronic, other, and unspecified nephritis ..	A109	9	..	186	33	195	33
Infections of kidney .. .. .	A110	33	..	168	5	201	5
Calculi of urinary system .. .. .	A111	31	..	17	1	48	1
Hyperplasia of prostate .. .. .	A112	1	..	8	1	9	1
Diseases of breast .. .. .	A113	21	..	308	..	329	..
Other diseases of genito-urinary system ..	A114	127	..	983	3	1,110	3
Sepsis of pregnancy, childbirth, and the puerperium .. .. .	A115	2	1	35	9	37	10
Toxaemias of pregnancy and the puerperium ..	A116	8	..	34	5	42	5
Haemorrhage of pregnancy and childbirth ..	A117	4	..	166	9	170	9
Abortion without mention of sepsis or toxæmia .. .. .	A118	45	..	179	..	224	..
Abortion with sepsis .. .. .	A119	..	..	16	2	16	2
Other complications of pregnancy, childbirth, and the puerperium .. .. .	A120	460	..	3,721	14	4,181	14
Delivery without mention of complication ..	..	..	..	..	..	..	..
Infections of skins and subcutaneous tissue ..	A121	106	..	4,774	1	4,880	1
Arthritis and spondylitis .. .. .	A122	11	..	598	1	609	1
Muscular rheumatism and rheumatism unspecified .. .. .	A123	8	..	375	..	383	..
Osteomyelitis and periostitis .. .. .	A124	3	..	178	2	181	2
Ankylosis and acquired musculoskeletal deformities .. .. .	A125	..	..	90	..	90	..
All other diseases of skin and musculoskeletal system .. .. .	A126	53	..	5,044	4	5,097	4
Spina bifida and meningocele .. .. .	A127	..	..	..	..	..	..

APPENDIX XIX.—*continued.*8.—NUMBER OF IN-PATIENTS TREATED AND DEATHS RECORDED (BY DISEASE GROUPS) IN ADMINISTRATION HOSPITALS DURING THE YEAR ENDED 31ST MARCH, 1962—*continued.*

Disease, Injury, &c.	International Classification Code No.	Non-indigenous.		Indigenous.		Total.	
		In-Patients.	Deaths.	In-Patients.	Deaths.	In-Patients.	Deaths.
Congenital malformation of circulatory system	A128	1	1	44	20	45	21
All other congenital malformations ..	A129	6	1	141	22	147	23
Birth injuries .. .. .	A130	2	..	26	17	28	17
Postnatal asphyxia and atelectasis .. ..	A131	..	..	13	16	13	16
Infections of the newborn .. .. .	A132	..	..	86	46	86	46
Haemolytic disease of the newborn .. ..	A133	..	..	1	2	1	2
All other defined diseases of early infancy ..	A134	4	..	1,069	64	1,073	64
Ill-defined diseases peculiar to early infancy, and immaturity unqualified .. .. .	A135	8	..	197	96	205	96
Senility without mention of psychosis .. ..	A136	1	..	5	2	6	2
Ill-defined and unknown causes of morbidity and mortality .. .. .	A137	137	1	4,490	35	4,627	36
Fracture of skull .. .. .	AN138	10	1	61	8	71	9
Fracture of spine and trunk .. .. .	AN139	12	..	115	8	127	8
Fracture of limbs .. .. .	AN140	64	2	1,371	3	1,435	5
Dislocation without fracture .. .. .	AN141	12	..	122	..	134	..
Sprains and strains of joints and adjacent muscle .. .. .	AN142	23	..	290	..	313	..
Head injury (excluding fracture) .. .. .	AN143	20	..	194	6	214	6
Internal injury of chest, abdomen, and pelvis	AN144	6	1	46	5	52	6
Laceration and open wounds .. .. .	AN145	55	..	3,039	2	3,094	2
Superficial injury, contusion and crushing with intact skin surface .. .. .	AN146	19	..	829	..	848	..
Effects of foreign body entering through orifice	AN147	4	..	155	1	159	1
Burns .. .. .	AN148	8	..	928	12	936	12
Effects of poisons .. .. .	AN149	19	..	158	4	177	4
All other unspecified effects of external causes	AN150	20	..	135	7	155	7
..	..	2,476	24	76,239	1,920	78,715	1,944

APPENDIX XIX.

9. PRINCIPAL CAUSES OF DEATH OF INDIGENOUS CHILDREN UNDER TEN YEARS OLD, OCCURRING IN ADMINISTRATION HOSPITALS, CLASSIFIED BY AGE AND SEX\*  
DURING THE YEAR ENDED 31ST MARCH, 1962.

Cause of Death.	International Code No. (s).	Under 10 years.			Under 4 weeks.			4 weeks and under 1 year.			1 year and under 5.			5 years and under 10.		
		Total.	Male.	Female.	Total.	Male.	Female.	Total.	Male.	Female.	Total.	Male.	Female.	Total.	Male.	Female.
All Causes .. .. .	A1-A150	1,136	657	479	213	120	193	482	273	209	324	199	125	117	65	52
Pneumonia (4 weeks and over) .. .. .	A89-91	290	161	129	..	..	..	206	117	89	71	36	35	13	8	5
Malnutrition .. .. .	A64, A134	114	67	47	7	5	2	60	31	29	35	26	9	12	5	7
Gastroenteritis (4 weeks and over) .. .. .	A104 ..	106	63	43	..	..	..	65	35	30	35	24	11	6	4	2
Immaturity .. .. .	A135 ..	96	55	41	83	47	36	13	8	5	..	..	..	..	..	..
Malaria .. .. .	A37 ..	77	43	34	..	..	..	18	9	9	43	27	16	16	7	9
Meningitis .. .. .	A23, A71	66	41	25	1	1	..	25	17	8	25	17	8	15	6	9
Dysentery (all forms) .. .. .	A16 ..	61	35	26	..	..	..	17	10	7	31	18	13	13	7	6
Infections of newborn .. .. .	A132 ..	46	27	19	46	27	19	..	..	..	..	..	..	..	..	..
Congenital malformations .. .. .	A127-129	39	18	21	25	12	13	11	4	7	3	2	1	..	..	..
Accidents, poisonings, violence .. .. .	A138-150	22	14	8	1	1	..	10	7	3	6	3	3	5	3	2
Tuberculosis .. .. .	A1-5 ..	17	4	13	..	..	..	..	..	..	12	2	10	5	2	3
Birth injuries .. .. .	A130 ..	17	13	4	15	11	4	2	2	..	..	..	..	..	..	..
Postnatal asphyxia and atelectasis .. .. .	A131 ..	16	8	8	15	7	8	1	1	..	..	..	..	..	..	..
Whooping cough .. .. .	A22 ..	15	6	9	..	..	..	10	5	5	5	1	4	..	..	..
Tetanus .. .. .	A26 ..	14	11	3	8	5	3	..	..	..	4	4	..	2	2	..
Other causes .. .. .	..	140	91	49	12	4	8	42	27	15	54	39	15	30	21	9

APPENDIX XIX.—*continued.*

10. DEATHS OF INDIGENOUS CHILDREN BY DISTRICT, AGE AND SEX, OCCURRING IN ADMINISTRATION HOSPITALS DURING YEAR ENDED 31ST MARCH, 1962.  
(AS ASCERTAINED FROM DETAILS SHOWN ON DEATH CERTIFICATES.)

District.	Under 10 years.			Under 4 weeks.			4 weeks but under 1 year.			1 year but under 5 years.			5 years but under 10 years.		
	Total.	Male.	Female.	Total.	Male.	Female.	Total.	Male.	Female.	Total.	Male.	Female.	Total.	Male.	Female.
Eastern Highlands .. ..	436	256	180	63	34	29	217	125	92	122	76	46	34	21	13
Western Highlands .. ..	185	108	77	28	16	12	83	51	32	52	30	22	22	11	11
Sepik .. ..	176	99	77	44	27	17	62	33	29	46	29	17	24	10	14
Madang .. ..	72	50	22	15	9	6	30	20	10	17	13	4	10	8	2
Morobe .. ..	131	73	58	24	14	10	46	24	22	48	28	20	13	7	6
New Britain .. ..	90	49	41	26	14	12	31	16	15	23	13	10	10	6	4
New Ireland .. ..	18	10	8	8	5	3	4	1	3	4	3	1	2	1	1
Manus .. ..	8	2	6	1	1	1	4	1	3	3	1	2	2	1	1
Bougainville .. ..	20	10	10	4	1	3	5	2	3	9	6	3	2	1	1
Total .. ..	1,136	657	479	213	120	93	482	273	209	324	199	125	117	65	52

## APPENDIX XIX.—continued.

## 11. NUMBER OF PATIENTS TREATED BY MISSION HEALTH INSTITUTIONS DURING THE YEAR ENDED 31ST MARCH, 1962.

District.	Number of Known In-Patients.	Number of Known Out-Patient Treatments.	Number of Known Aid Post Treatments.
Eastern Highlands .. .. .	7,928	94,871	235,286
Western Highlands .. .. .	13,007	37,841	126,850
Sepik .. .. .	3,462	27,212	94,556
Madang .. .. .	10,896	166,991	123,137
Morobe .. .. .	5,251	73,859	182,497
New Britain .. .. .	51,799	305,418	65,023
New Ireland .. .. .	4,344	70,235	17,142
Manus .. .. .	402	4,547	29,756
Bougainville .. .. .	5,213	116,930	7,698
<b>Total</b> .. .. .	<b>102,302</b>	<b>897,904</b>	<b>881,945</b>

12. ADMINISTRATION INFANT WELFARE CENTRES AND CLINICS FOR THE YEAR ENDED 31ST MARCH, 1962:  
NON-INDIGENOUS PERSONS.

Centre.	Enrolments.		Number of Attendances by Children.	
	Twelve Months or Less.	One to Five Years.	Under One Year.	One to Five Years.
Bulolo (includes Wau)(a) .. .. .	24	4	440	24
Goroka .. .. .	33	18	421	99
Kavieng .. .. .	9	13	102	114
Lae .. .. .	92	79	1,468	383
Lumi .. .. .	nil	nil	7	13
Madang .. .. .	17	35	368	123
Manus Island .. .. .	8	8	85	44
Maprik .. .. .	nil	nil	nil	nil
Mount Hagen (includes Minj)(b) .. .. .	10	20	92	95
Rabaul .. .. .	111	208	1,672	691
Saidor .. .. .	..	..	12	8
Wewak .. .. .	10	10	368	69
<b>Total</b> .. .. .	<b>314</b>	<b>395</b>	<b>5,035</b>	<b>1,663</b>

(a) Wau clinic is conducted by the Sister stationed at Bulolo.

(b) Minj clinic is conducted by the Sister stationed at Mount Hagen.

## APPENDIX XIX.—continued.

## 13. ADMINISTRATION INFANT WELFARE CENTRES AND CLINICS FOR INDIGENOUS PERSONS FOR THE YEAR ENDED 31ST MARCH, 1962: NUMBER OF CHILDREN ENROLLED AND NUMBER OF ATTENDANCES.

Centre.	Enrolments.		Number of Attendances by Children.			
	Number Aged less than one Year at 31st March, 1962.	Number Aged one to five Years at 31st March, 1962.	Under one Year.	One to five Years.	Over five Years.	Total Attendances.
Bogia .. .. .	429	1,334	5,209	17,104	475	22,788
Bulolo .. .. .	365	819	2,547	6,188	639	9,374
Goroka .. .. .	633	1,874	5,779	7,906	660	14,345
Kavieng .. .. .	473	1,758	1,876	5,618	1,984	9,478
Kundiawa .. .. .	540	1,436	3,789	8,255	1,088	13,132
Lae .. .. .	1,064	2,297	12,786	24,138	2,481	39,405
Lumi(a)(1) .. .. .	..	..	321	438	222	981
Madang .. .. .	530	1,574	5,123	9,559	562	15,244
Manus Island(b) .. .. .	72	58	596	382	..	978
Maprik .. .. .	226	779	4,478	16,483	964	21,925
Mount Hagen .. .. .	1,120	3,253	7,047	17,892	259	25,198
Rabaul .. .. .	1,098	3,384	13,818	18,767	4,358	36,943
Saidor .. .. .	127	397	1,162	4,162	595	5,919
Sohano(a)(2) .. .. .	..	..	5	17	7	29
Wewak .. .. .	342	1,277	4,976	9,118	2,059	16,153
Total .. .. .	7,019	20,240	69,512	146,027	16,353	231,892

(a) (1) Ceased work 31st August, 1961. (2) Ceased work 30th April, 1961. (b) Commenced work September, 1961.

## 14. ADMINISTRATION INFANT WELFARE CENTRES AND CLINICS FOR INDIGENOUS PERSONS FOR THE YEAR ENDED 31ST MARCH, 1962: PRE-NATAL CARE: BIRTHS AND DEATHS.

Infant Welfare Centre.	Pre-natal Care.		Number of Confinements.	Number of Twin Births.	Number of Deaths.				
	Numbers Enrolled at 31st March, 1962.	Total Attendances.			Maternal.	Under One Month.	One to Twelve Months.	One to Five Years.	Over Five Years.
Bogia .. .. .	62	1,171	215	5 x 2	..	15	15	7	..
Bulolo .. .. .	54	647	208	5 x 2	8	9	5	9	2
Goroka .. .. .	61	868	99	4 x 2	4	8	8	2	..
Kavieng .. .. .	243	444	370	..	..	5	7	3	..
Kundiawa .. .. .	30	240	148	4 x 2	..	1	10	2	..
Lae .. .. .	222	2,948	250	5 x 2	1	12	24	16	2
Lumi(a)(1) .. .. .	..	..	..	..	..	..	..	..	..
Madang .. .. .	48	122	239	5 x 2	1	1	12	10	..
Manus Island(b) .. .. .	27	438	..	..	..	..	..	..	..
Maprik .. .. .	71	1,344	192	4 x 2	1	9	2	5	1
Mount Hagen .. .. .	60	375	433	14 x 2	..	1	27	21	..
Rabaul .. .. .	219	2,995	302	3 x 2	3	2	8	1	2
Saidor .. .. .	68	371	49	1 x 2	1	2	8	12	..
Sohano(a)(2) .. .. .	..	4	12	..	..	..	..	..	..
Wewak .. .. .	82	469	273	2 x 2	..	5	6	13	1
Total .. .. .	1,247	12,436	2,790	52 x 2	19	70	132	101	8

(a) (1) Ceased work 31st August, 1961. (2) Ceased work 30th April, 1961. (b) Commenced work September, 1961.



## APPENDIX XIX.—continued.

15. MISSION INFANT WELFARE CENTRES AND CLINICS FOR INDIGENES DURING THE YEAR ENDED 31ST MARCH, 1962:  
PRE-NATAL CARE AND INFANT WELFARE.

Missions.	Number of Stations.	Pre-Natal Care.			Infant Welfare.			
		Number Enrolled at 31st March, 1962.	Number of New Cases during Year.	Number of Attendances.	Number Enrolled Aged less than 1 Year at 31st March, 1962.	Average Monthly Enrolment.	Total Attendances.	Average Number of Children on Milk per Month.
New Guinea Anglican Mission(a) ..	2	2	16	80	70	760.19	6,346	9.0
Apostolic Church Mission ..	2	23	121	325	301	939.3	4,174	17.1
Assemblies of God in Australia New Guinea Mission .. ..	1	89	108	1,132	195	823.2	11,388	..
Australian Lutheran Mission ..	1	65	186	477	191	674.9	3,803	8.25
Australian Church of Christ Foreign Mission Board Incorporated ..	1	53	167	388	188	656.7	6,382	8.0
Australian Baptist Foreign Mission Incorporated .. ..	4	288	530	2,759	574	2,613.93	30,372	54.8
Bismarek-Solomons Union of Seventh Day Adventists(a) ..	4	10	21	232	37	112.15	1,484	8.2
Catholic Mission of the Divine Word	3	45	241	964	552	1,066.77	16,293	29.09
Catholic Mission of the Holy Ghost	5	162	378	2,422	551	1,734.73	26,437	108.38
Catholic Mission of the Most Sacred Heart of Jesus, Kavieng ..	5	459	454	4,471	386	913.8	12,705	12.35
Catholic Mission of the Most Sacred Heart of Jesus, Vunapope ..	10	632	2,506	15,877	1,163	3,142.94	43,695	37.85
Coral Sea Union of Seventh Day Adventists .. ..	2	6	14	62	152	138.65	1,874	2.73
Christian Missions in Many Lands	3	9	27	82	196	328.85	3,298	19.55
Franciscan Mission .. ..	2	43	124	2,053	166	500.4	22,079	56.2
Lutheran Mission, New Guinea(a) ..	18	406	1,550	3,917	1,287	6,596.62	49,228	92.2
Marist Mission Society(a) ..	12	279	795	2,809	880	2,631.01	22,921	26.41
Methodist Overseas Mission (New Guinea District)(a) .. ..	6	180	552	2,327	751	1,759.7	15,561	24.05
Methodist Missionary Society of New Zealand .. ..	3	63	246	818	216	791.0	3,205	13.0
Salvation Army .. ..	1	62	238	975	410	1,501.1	12,586	13.75
Unevangelized Fields Mission ..	1	..	3	40	8	37.75	732	3.0
South Seas Evangelical Mission Limited .. ..	1	..	..	..	210	282.75	2,778	13.8
Total(a) .. ..	87	2,876	8,277	42,210	8,484	28,006.44	297,341	557.71

(a) Statistics incomplete.

## APPENDIX XIX.—continued.

## 16. MISSION ACTIVITY IN INFANT WELFARE CENTRES AND CLINICS FOR INDIGENES DURING THE YEAR ENDED 31ST MARCH, 1962: RECORDED BIRTHS AND DEATHS.

Mission.	Recorded Births.		Total.	Still-births.	Pre-mature Births.	Twin Births.	Maternal Deaths.	Recorded Deaths.			
	Occur- ing in Hos- pital.	Occur- ing in Villages.						Infants under One Year.		Infants over One Year.	
								In Hos- pitals.	In Villages.	In Hos- pitals.	In Villages.
New Guinea Anglican Mission(a) ..	13	3	16	1	1	..	..	14	1	7	7
Apostolic Church Mission ..	41	6	47	..	2	..	..	8	..	1	..
Assemblies of God in Australia New Guinea Mission ..	..	104	104	10	..	2 x 2	..	5	5	..	6
Australian Lutheran Mission ..	85	64	149	..	8	4 x 2	2	5	4	2	2
Australian Church of Christ Foreign Mission Board Incorporated ..	32	44	76	5	2	2 x 2	..	6	5	..	5
Australian Baptist Foreign Mission Incorporated ..	109	437	546	15	23	4 x 2	1	33	24	12	9
Bismarck Solomons Union of Seventh Day Adventists(a) ..	29	13	42	..	..	..	..	..	..	..	..
Catholic Mission of the Divine Word..	121	175	296	6	..	4 x 2	1	8	10	2	2
Catholic Mission of the Holy Ghost ..	198	190	388	8	13	8 x 2	..	14	25	3	4
Catholic Mission of the Most Sacred Heart of Jesus, New Ireland, Kavieng	304	92	396	8	8	10 x 2	1	14	2	3	2
Catholic Mission of the Most Sacred Heart of Jesus, Vunapope ..	1,726	184	1,910	25	43	36 x 2	8	66	16	12	4
Coral Sea Union of Seventh Day Adventists ..	60	..	60	..	..	1 x 2	..	5	1	..	..
Christian Missions in Many Lands ..	6	26	32	1	2	..	2	2	5	1	..
Franciscan Mission ..	57	118	175	..	16	2 x 2	1	5	4	3	..
Lutheran Mission New Guinea(a) ..	730	830	1,560	33	28	31 x 2	9	66	48	30	19
Marist Mission Society(a) ..	625	227	852	12	16	12 x 2	2	23	18	5	16
Methodist Overseas Mission (New Guinea District)(a) ..	332	73	405	11	18	5 x 2	3	19	..	8	2
Methodist Missionary Society of New Zealand ..	211	43	254	2	5	1 x 2	..	8	3	1	..
Salvation Army, New Guinea ..	..	310	310	..	..	..	..	..	30	..	..
South Seas Evangelical Mission Limited	1	36	37	2	..	3 x 2	2	11	3	4	3
Unevangelized Fields Mission ..	6	2	8	..	..	1 x 2	..	..	2	..	..
Total ..	4,686	2,977	7,663	139	185	126 x 2	32	312	206	94	81

(a) Statistics incomplete.

## 17. TOTAL EXPENDITURE ON PUBLIC HEALTH DURING THE YEAR ENDED 30TH JUNE, 1962.

	£	£
Administration—		
Public Health—general ..	1,662,536	
Medical Aid to missions(a) ..	181,680	
Maintenance of Hospital, engineering, water supply and sewerage ..	75,904	
Construction of water supply, sewerage, hospitals and ancillary buildings ..	233,105	
Building grants-in-aid to missions ..	73,636	
Purchase of hospital and medical equipment ..	29,420	
		2,256,281
Missions (ascertainable expenditure from their own funds) ..	..	185,813
Native local government councils (from their own funds) ..	..	19,669
Total Expenditure ..	..	2,461,763

(a) This item includes Administration contributions to missions conducting fully subsidized hansenide colonies and tuberculosis hospitals. Before 1959-60, these contributions were included in the item "Public health—general".

## APPENDIX XX.

## HOUSING.

## 1. OCCUPIED DWELLINGS, CLASSIFIED ACCORDING TO CLASS OF DWELLING AND ADMINISTRATIVE DISTRICT AT CENSUS 30TH JUNE, 1961.

(Exclusive of Dwellings Occupied Solely by Indigenous Persons.)

Class of Dwelling.	Western Highlands.	Eastern Highlands.	Sepik.	Madang.	Morobe.	New Britain.	New Ireland.	Bougainville.	Manus.	Total.
Private dwellings—										
Private house (a) .. ..	246	346	296	402	1,064	1,215	243	172	108	4,092
Share of private house .. ..	..	55	4	2	12	39	11	2	6	131
Self-contained flat .. ..	3	16	2	11	77	67	17	1	2	196
Other private dwelling .. ..	..	..	..	2	4	16	..	..	..	22
Total .. ..	249	417	302	417	1,157	1,337	271	175	116	4,441
Dwellings other than private—										
Hotel .. ..	1	2	3	1	3	2	1	..	..	13
Boarding house .. ..	1	4	1	2	3	7	1	..	1	20
Educational institution .. ..	1	1	..	1	1	4	1	..	..	9
Religious institution .. ..	1	2	11	6	..	12	1	5	..	38
Hospital .. ..	1	1	1	2	1	3	2	2	1	14
Charitable institution .. ..	..	..	..	..	..	1	..	..	..	1
Other non-private dwelling .. ..	1	5	12	12	21	15	3	1	2	72
Total .. ..	6	15	28	24	29	44	9	8	4	167
Total occupied dwellings .. ..	255	432	330	441	1,186	1,381	280	183	120	4,608

(a) Includes shed, hut, &amp;c.

## 2. OCCUPIED DWELLINGS CLASSIFIED ACCORDING TO MATERIAL OF OUTER WALLS AT CENSUS 30TH JUNE, 1961.

(Exclusive of Dwellings Occupied Solely by Indigenous Persons.)

Material of Outer Walls.	Class of Dwelling.					Total Occupied Dwellings.
	Private House.	Share of Private House.	Self-contained Flat.	Other Private Dwelling.	Non-private Dwelling.	
Brick .. ..	7	..	1	2	..	10
Stone .. ..	5	..	..	..	..	5
Concrete .. ..	29	..	4	..	6	39
Wood .. ..	2,103	69	114	7	88	2,381
Iron .. ..	345	17	17	..	9	388
Fibro-cement .. ..	1,177	26	57	13	57	1,330
Canvas .. ..	1	..	..	..	1	2
Bush materials .. ..	362	19	2	..	2	385
Other .. ..	61	..	1	..	1	63
Not stated .. ..	2	..	..	..	3	5
Total .. ..	4,092	131	196	22	167	4,608

## APPENDIX XX.—continued.

3. OCCUPIED DWELLINGS CLASSIFIED ACCORDING TO NUMBER OF ROOMS AT CENSUS 30TH JUNE, 1961.  
(Exclusive of Dwellings Occupied Solely by Indigenous Persons.)

Number of Rooms.	Class of Dwelling.					Total Occupied Dwellings.
	Private House.	Share of Private House.	Self-contained Flat.	Other Private Dwelling.	Non-Private Dwelling.	
1 .. .. .	46	40	30	9	..	125
2 .. .. .	192	19	32	8	..	251
3 .. .. .	488	26	48	2	5	569
4 .. .. .	1,242	24	47	1	8	1,322
5 .. .. .	1,232	18	31	1	11	1,293
6 .. .. .	547	2	6	1	20	576
7 .. .. .	215	1	2	..	10	228
8 .. .. .	74	..	..	..	14	88
9 .. .. .	24	..	..	..	13	37
10 .. .. .	12	..	..	..	10	22
11 and over .. .. .	14	..	..	..	67	81
Not stated .. .. .	6	1	..	..	9	16
Total .. .. .	4,092	131	196	22	167	4,608

4. OCCUPIED DWELLINGS CLASSIFIED ACCORDING TO DATE OF BUILDING AT CENSUS 30TH JUNE, 1961.  
(Exclusive of Dwellings Occupied Solely by Indigenous Persons.)

Date of Building.	Class of Dwelling.					Total Occupied Dwellings.
	Private House.	Share of Private House.	Self-contained Flat.	Other Private Dwelling.	Non-private Dwelling.	
Before July, 1954 .. .. .	1,727	55	52	7	82	1,923
July–December, 1954 .. .. .	84	..	2	1	..	87
1955 .. .. .	282	4	11	2	10	309
1956 .. .. .	340	10	23	9	12	394
1957 .. .. .	381	16	16	..	13	426
1958 .. .. .	346	14	21	..	14	395
1959 .. .. .	313	14	26	..	12	365
1960 .. .. .	301	11	33	1	11	357
1961 .. .. .	213	4	4	1	6	228
Not stated .. .. .	105	3	8	1	7	124
Total .. .. .	4,092	131	196	22	167	4,608

5. OCCUPIED DWELLINGS CLASSIFIED ACCORDING TO WHETHER SERVICED WITH GAS<sup>(a)</sup> OR ELECTRICITY AT CENSUS 30TH JUNE, 1961.  
(Exclusive of Dwellings Occupied Solely by Indigenous Persons.)

Class of Dwelling.	Facilities.					Total.
	With Gas Only. <sup>(a)</sup>	With Electricity Only.	With Gas <sup>(a)</sup> and Electricity.	Without Gas or Electricity.	Not Stated.	
Private house .. .. .	4	3,139	34	882	33	4,092
Share private house .. .. .	..	80	2	49	..	131
Self-contained flat .. .. .	..	185	3	7	1	196
Other private dwelling .. .. .	..	21	1	..	..	22
Non-private dwelling .. .. .	..	144	2	15	6	167
Total occupied dwellings .. .. .	4	3,569	42	953	40	4,608

(a) Gas refers to cylinder supplies only. There are no reticulated gas supplies in the Territory.

## APPENDIX XXI.

## PENAL ORGANIZATION.

## 1. PERSONS RECEIVED INTO GAOL FROM THE COURTS DURING THE YEAR ENDED 30TH JUNE, 1962: TERMS OF SENTENCE.

Term of Sentence.	Indigenes.			Europeans.			Other Non-indigenes.		
	Males.	Females.	Total.	Males.	Females.	Total.	Males.	Females.	Total.
Under 1 Month .. .. .	1,337	100	1,437	4	..	4	1	..	1
1 Month and under 3 Months .. .. .	5,535	301	5,836	2	..	2	1	..	1
3 Months and under 6 Months .. .. .	3,013	102	3,115	..	..	..	2	..	2
6 Months and under 12 Months .. .. .	842	12	854	2	..	2	2	..	2
1 Year and under 2 Years .. .. .	45	..	45	..	..	..	..	..	..
2 Years and under 3 Years .. .. .	13	..	13	..	..	..	..	..	..
3 Years and under 5 Years .. .. .	15	..	15	..	..	..	..	..	..
5 Years and under 10 Years .. .. .	3	..	3	..	..	..	..	..	..
10 Years and under 15 Years .. .. .	..	..	..	..	..	..	..	..	..
15 Years and over .. .. .	..	..	..	..	..	..	..	..	..
Life Imprisonment .. .. .	..	..	..	..	..	..	..	..	..
Death Recorded (a) .. .. .	1	1	2	..	..	..	..	..	..
Queen's Pleasure .. .. .	1	..	1	..	..	..	..	..	..
Total { First Term .. .. .	10,320	515	10,835	6	..	6	5	..	5
{ Recidivist .. .. .	485	1	486	2	..	2	1	..	1
Grand Total .. .. .	10,805	516	11,321	8	..	8	6	..	6

(a) All sentences of "Death Recorded" have subsequently been commuted to determinate sentences. There were no sentences of death carried out during the year.

NOTE.—The average number of detainees daily was (i) indigenous 2,189.09.  
(ii) non-indigenous 1.47.

## 2. DETAINEES UNDER SENTENCE IN GAOL AT 30TH JUNE, 1962: AGE DISTRIBUTION.

Age in Years.	Indigenes.			Europeans.			Other Non-indigenes.		
	Males.	Females.	Total.	Males.	Females.	Total.	Males.	Females.	Total.
Under 14 .. .. .	2	..	2	..	..	..	..	..	..
14 and 15 .. .. .	4	..	4	..	..	..	..	..	..
16 and 17 .. .. .	11	..	11	..	..	..	..	..	..
18 to 20 .. .. .	103	4	107	..	..	..	..	..	..
21 to 24 .. .. .	255	13	268	..	..	..	1	..	1
25 to 29 .. .. .	549	24	573	1	..	1	..	..	..
30 to 39 .. .. .	540	17	557	1	..	1	..	..	..
40 to 49 .. .. .	222	5	227	..	..	..	..	..	..
50 to 59 .. .. .	42	1	43	..	..	..	..	..	..
60 and over .. .. .	4	..	4	..	..	..	..	..	..
Total { First Term .. .. .	1,591	63	1,654	2	..	2	1	..	1
{ Recidivist .. .. .	141	1	142	..	..	..	..	..	..
Grand Total .. .. .	1,732	64	1,796	2	..	2	1	..	1

(a) Europeans sentenced to imprisonment of over six months are usually transferred to a prison in Australia to serve their sentence.

## APPENDIX XXI.—continued.

## 3. DETAINEES UNDER SENTENCE IN GAOL AT 30TH JUNE, 1962: TERM OF SENTENCES BEING SERVED.

Term of Sentence.	Indigenes.			Europeans.(a)			Other Non-indigenes.		
	Males.	Females.	Total.	Males.	Females.	Total.	Males.	Females.	Total.
Under 1 Month . . . . .	66	11	77	..	..	..	..	..	..
1 Month and under 3 Months . . . . .	508	30	538	1	..	1	..	..	..
3 Months and under 6 Months . . . . .	694	20	714	1	..	1	..	..	..
6 Months and under 12 Months . . . . .	189	2	191	..	..	..	..	..	..
1 Year and under 2 Years . . . . .	51	1	52	..	..	..	..	..	..
2 Years and under 3 Years . . . . .	30	..	30	..	..	..	..	..	..
3 Years and under 5 Years . . . . .	54	..	54	..	..	..	1	..	1
5 Years and under 10 Years . . . . .	60	..	60	..	..	..	..	..	..
10 Years and under 15 Years . . . . .	60	..	60	..	..	..	..	..	..
15 Years and over . . . . .	8	..	8	..	..	..	..	..	..
Life Imprisonment . . . . .	9	..	9	..	..	..	..	..	..
Death Recorded . . . . .	3	..	3	..	..	..	..	..	..
Queens Pleasure . . . . .	..	..	..	..	..	..	..	..	..
Total { First Term . . . . .	1,591	63	1,654	2	..	2	1	..	1
Recidivist . . . . .	141	1	142	..	..	..	..	..	..
Grand Total . . . . .	1,732	64	1,796	2	..	2	1	..	1

(a) Europeans sentenced to imprisonment of over six months are usually transferred to a prison in Australia to serve their sentence.

## APPENDIX XXII.

## EDUCATION.

## 1. SCHOOLS, TEACHERS, AND PUPILS, ADMINISTRATION AND MISSION, AT 30TH JUNE, 1958 TO 1962.

At 30th June.	Administration.					Missions.					Total.				
	Schools.	Teachers.	Pupils.			Schools.	Teachers.	Pupils.			Schools.	Teachers.	Pupils.		
			Male.	Female.	Total.			Male.	Female.	Total.			Male.	Female.	Total.
1958 . . . . .	184	483	8,422	2,911	11,333	2,767	3,620	64,774	43,272	108,046	2,951	4,103	73,196	46,183	119,379
1959 . . . . .	189	543	9,107	3,410	12,517	2,777	3,453	66,114	46,028	112,142	2,966	3,996	75,221	49,438	124,659
1960 . . . . .	198	573	10,877	4,472	15,349	2,616	3,529	68,983	46,901	115,884	2,814	4,102	79,860	51,373	131,233
1961 . . . . .	247	776	14,941	6,178	21,119	2,271	3,267	68,123	45,124	113,247	2,518	4,043	83,064	51,302	134,366
1962 . . . . .	284	886	18,655	7,938	(a)26,593	2,621	3,441	72,564	48,318	120,882	2,905	4,327	91,219	56,256	147,475

(a) Includes 1,321 pupils attending Pre-Entry and Auxiliary Training classes.

APPENDIX XXII.—continued.

2. TEACHERS AND PUPILS, ADMINISTRATION AND MISSION, AT PRIMARY LEVEL AT 30TH JUNE, 1958 TO 1962.

At 30th June.	Administration.						Mission.						Total.					
	Teachers.(a)			Pupils.(a)			Teachers.(a)			Pupils.(a)			Teachers.			Pupils.		
	Indig-enous.	Non-Indig-enous.	Total.	Male.	Female.	Total.	Indig-enous.	Non-Indig-enous.	Total.	Male.	Female.	Total.	Indig-enous.	Non-Indig-enous.	Total.	Male.	Female.	Total.
<i>Primary (T).</i>																		
1958..	347	31	378	6,974	2,291	9,265	..	(b)	..	(b)	(b)	18,109	..	(b)	..	(b)	(b)	27,374
1959..	(b)	(b)	425	7,632	2,777	10,409	..	(b)	..	17,260	11,979	29,239	..	(b)	..	24,892	14,756	39,648
1960..	411	55	466	8,464	3,772	12,236	588	205	793	25,295	16,887	42,182	999	260	1,259	33,759	20,659	54,418
1961..	521	100	621	11,960	5,326	17,286	824	210	1,034	31,516	20,893	52,409	1,345	310	1,655	43,476	26,219	69,695
1962..	570	160	730	15,217	6,847	22,064	1,015	253	1,268	36,736	25,355	62,091	1,585	413	1,998	51,953	32,202	84,155
<i>Primary (A).</i>																		
1958..	..	52	52	653	577	1,230	..	(b)	..	285	265	550	..	(b)	..	938	842	1,780
1959..	..	49	49	673	588	1,261	..	(b)	..	294	274	568	..	(b)	..	967	862	1,829
1960..	..	49	49	672	566	1,238	..	20	20	334	341	675	..	69	69	1,006	907	1,913
1961..	..	60	60	782	676	1,458	..	20	20	351	341	692	..	80	80	1,133	1,017	2,150
1962..	..	62	62	900	799	1,699	..	20	20	319	361	680	..	82	82	1,219	1,160	2,379
<i>Exempt.</i>																		
1958..	..	..	..	..	..	..	3,001	..	..	52,360	36,205	88,565	3,001	..	3,001	52,360	36,205	88,565
1959..	..	..	..	..	..	..	2,837	..	..	47,917	33,695	81,612	2,837	..	2,837	47,917	33,695	81,612
1960..	..	..	..	..	..	..	2,681	..	..	42,391	29,579	71,970	2,681	..	2,681	42,391	29,579	71,970
1961..	..	..	..	..	..	..	2,158	..	..	35,350	23,740	59,090	2,158	..	2,158	35,350	23,740	59,090
1962..	..	..	..	..	..	..	2,083	..	..	34,244	22,406	56,650	2,083	..	2,083	34,244	22,406	56,650
<i>Totals.</i>																		
1958..	347	83	430	7,627	2,868	10,495	..	(b)	..	(b)	(b)	107,224	..	(b)	..	(b)	(b)	117,719
1959..	..	..	474	8,305	3,365	11,670	..	(b)	..	65,471	45,948	111,419	..	(b)	..	73,776	49,313	123,089
1960..	411	104	515	9,136	4,338	13,474	..	..	3,494	68,020	46,807	114,827	411	104	515	77,156	51,145	128,301
1961..	521	160	681	12,742	6,002	18,744	2,982	230	3,212	67,217	44,974	112,191	3,503	390	3,893	79,959	50,976	130,935
1962..	570	222	792	16,117	7,646	23,763	3,098	273	3,371	71,299	48,122	119,421	3,668	495	4,163	87,416	55,768	143,184

(a) Includes teachers and pupils at primary levels in post-primary schools. (b) Not available.

APPENDIX XXII.—continued.

3. TEACHERS AND PUPILS, ADMINISTRATION AND MISSION, BEYOND PRIMARY LEVEL AT 30TH JUNE, 1958 TO 1962.

At 30th June.	Administration.						Mission.						Total.						
	Teachers.(a)			Pupils.(a)			Teachers.(a)			Pupils.(a)			Teachers.			Pupils.			
	Indig-enous.	Non-Indig-enous.	Total.	Male.	Female.	Total.	Indig-enous.	Non-Indig-enous.	Total.	Male.	Female.	Total.	Indig-enous.	Non-Indig-enous.	Total.	Male.	Female.	Total.	
<i>Post-primary and Junior High.</i>																			
1958..	..	8	21	29	(b)	(b)	423	..	(b)	..	345	11	356	..	(b)	..	(b)	(b)	779
1959..	..	31	23	54	(b)	(b)	468	..	(b)	..	(b)	(b)	396	..	(b)	..	(b)	(b)	864
1960..	..	..	19	19	(b)	(b)	396	..	7	7	(b)	(b)	469	..	26	26	(b)	(b)	865
1961..	..	17	22	39	410	73	483	..	25	25	486	140	626	17	47	64	896	213	1,109
1962..	..	7	25	32	550	172	722	..	31	31	724	102	826	7	56	63	1,274	274	1,548
<i>Secondary.</i>																			
1958..	..	..	7	7	(b)	(b)	128	..	(b)	..	66	6	72	..	(b)	..	(b)	(b)	200
1959..	..	..	9	9	(b)	(b)	82	..	(b)	..	(b)	(b)	80	..	(b)	..	(b)	(b)	162
1960..	..	..	8	8	(b)	(b)	120	..	6	6	(b)	(b)	82	..	14	14	(b)	(b)	202
1961..	..	1	20	21	108	83	191	..	7	7	89	..	89	1	27	28	197	83	280
1962..	..	1	18	19	158	83	(c) 241	..	7	7	77	25	102	1	25	26	235	108	343
<i>Technical.</i>																			
1958..	..	..	15	15	243	..	243	..	(b)	..	44	..	44	..	(b)	..	287	..	287
1959..	..	4	20	24	269	..	269	..	(b)	..	36	..	36	..	(b)	..	305	..	305
1960..	..	3	20	23	282	..	282	..	1	1	49	..	49	3	21	24	331	..	331
1961..	..	3	22	25	361	..	361	..	1	1	29	..	29	3	23	26	390	..	390
1962..	..	2	28	30	427	..	427	..	1	1	112	..	112	2	29	31	539	..	539
<i>Teacher Training.</i>																			
1958..	..	..	2	2	(b)	(b)	44	..	(b)	..	328	22	350	..	(b)	..	(b)	(b)	394
1959..	..	..	1	1	28	..	28	..	(b)	..	287	24	311	..	(b)	..	315	24	339
1960..	..	..	8	8	132	21	153	2	19	21	409	48	457	2	27	29	541	69	610
1961..	..	1	9	10	133	20	153	2	20	22	302	10	312	3	29	32	435	30	465
1962..	..	..	13	13	112	7	119	2	29	31	352	69	421	2	42	44	464	76	540

(a) Teachers and pupils at Primary level in these schools have been excluded and appear in Table 2. Post-primary level through the Pre-entry and Auxiliary Training Branch.

(b) Not available.

(c) Does not include 1,321 pupils receiving tuition at Secondary and



APPENDIX XXII.—*continued.*

4. TYPES OF SCHOOLS, ADMINISTRATION AND MISSION, AT 30TH JUNE, 1958 TO 1962.

At 30th June.	Administration.							Mission.							Total.								
	Primary (A).	Primary (T).	Post- Primary & Jnr. High.	Second- ary.	Tech- nical.	Teacher Train- ing.	Total.	Primary (A).	Primary (T).	Ex- empt.	Post- Primary & Jnr. High.	Second- ary.	Tech- nical.	Teacher Train- ing.	Total.	Primary (A).	Primary (T).	Ex- empt.	Post- Primary & Jnr. High.	Second- ary.	Tech- nical.	Teacher Train- ing.	Total.
1958 ..	20	148	10	2	2	2	184	8	195	2,540	6	1	2	15	2,767	28	343	2,540	16	3	4	17	2,951
1959 ..	21	153	10	2	2	1	189	10	329	2,413	10	1	1	13	2,777	31	482	2,413	20	3	3	14	2,966
1960 ..	20	156	12	2	5	3	198	10	548	2,033	6	2	2	15	2,616	30	704	2,033	18	4	7	18	2,814
1961 ..	22	201	10	4	8	2	247	10	692	1,535	15	3	1	15	2,271	32	893	1,535	25	7	9	17	2,518
1962 ..	23	233	13	3	10	2	284	10	808	1,756	24	3	3	17	2,621	33	1,041	1,756	37	6	13	19	2,905

## APPENDIX XXII.—continued.

## 5. ADMINISTRATION AND MISSION SCHOOLS—SUMMARY OF TEACHERS AND PUPILS BY ACADEMIC LEVEL AT 30TH JUNE, 1962.

Academic Level.	Teachers.			Pupils.		
	Indigenous.	Non-Indigenous.	Total.	Indigenous.	Non-Indigenous.	Total.
<i>Administration Schools.</i>						
Primary "A" .. ..	..	62	62	72	1,627	1,699
Primary "T" .. ..	570	160	730	22,064	..	22,064
Total Primary .. ..	570	222	792	22,136	1,627	23,763
Post-primary .. ..	5	13	18	416	..	416
Junior High .. ..	2	12	14	306	..	306
Secondary .. ..	1	18	19	125	116	241
Technical .. ..	2	28	30	427	..	427
Teacher Training .. ..	..	13	13	81	38	119
Pre-entry and Auxiliary Training Branch .. ..	..	..	..	1,321	..	1,321
Total Administration Schools .. ..	580	306	886	24,812	1,781	26,593
<i>Mission Schools.</i>						
Primary "A" .. ..	..	20	20	64	616	680
Primary "T" .. ..	1,015	253	1,268	62,091	..	62,091
Exempt .. ..	2,083	..	2,083	56,650	..	56,650
Total Primary .. ..	3,098	273	3,371	118,805	616	119,421
Post-primary .. ..	..	20	20	526	(a) 18	544
Junior High .. ..	..	11	11	282	..	282
Secondary .. ..	..	7	7	102	..	102
Technical .. ..	..	1	1	112	..	112
Teacher Training .. ..	2	29	31	421	..	421
Total Mission Schools .. ..	3,100	341	3,441	120,248	634	120,882
<i>Administration and Mission Totals.</i>						
Primary "A" .. ..	..	82	82	136	2,243	2,379
Primary "T" .. ..	1,585	413	1,998	84,155	..	84,155
Exempt .. ..	2,083	..	2,083	56,650	..	56,650
Total Primary .. ..	3,668	495	4,163	140,941	2,243	143,184
Post-primary .. ..	5	33	38	942	18	960
Junior High .. ..	2	23	25	588	..	588
Secondary .. ..	1	25	26	227	116	343
Technical .. ..	2	29	31	539	..	539
Teacher Training .. ..	2	42	44	502	38	540
Pre-entry and Auxiliary Training Branch .. ..	..	..	..	1,321	..	1,321
Total Administration and Mission Schools .. ..	3,680	647	4,327	145,060	2,415	147,475

(a) These students receive tuition at Post-primary level in Primary "A" Schools.

APPENDIX XXII.—*continued.*

## 6. ADMINISTRATION AND MISSION SCHOOLS: INDIGENOUS PUPILS BY ACADEMIC LEVEL, AT 30TH JUNE, 1962.

Standard.	Administration.			Mission.			Total.		
	Male.	Female.	Total.	Male.	Female.	Total.	Male.	Female.	Total.
<b>1. Primary "A"—</b>									
Preparatory .. ..	11	11	22	1	4	5	12	15	27
Grade 1 .. ..	5	5	10	11	13	24	16	18	34
2 .. ..	8	8	16	9	6	15	17	14	31
3 .. ..	4	..	4	3	3	6	7	3	10
4 .. ..	6	..	6	5	4	9	11	4	15
5 .. ..	5	7	12	2	1	3	7	8	15
6 .. ..	2	..	2	1	1	2	3	1	4
Total .. ..	41	31	72	32	32	64	73	63	136
<b>2. Primary "T"—</b>									
Preparatory .. ..	3,676	1,910	5,586	12,269	9,709	21,978	15,945	11,619	27,564
Standard 1 .. ..	3,711	1,665	5,376	8,692	6,000	14,692	12,403	7,665	20,068
2 .. ..	2,750	1,258	4,008	6,733	4,742	11,475	9,483	6,000	15,483
3 .. ..	1,904	925	2,829	3,931	2,388	6,319	5,835	3,313	9,148
4 .. ..	1,367	559	1,926	2,567	1,470	4,037	3,934	2,029	5,963
5 .. ..	1,093	378	1,471	1,564	685	2,249	2,657	1,063	3,720
6 .. ..	716	152	868	980	361	1,341	1,696	513	2,209
Total .. ..	15,217	6,847	22,064	36,736	a 25,355	62,091	51,953	32,202	84,155
<b>3. Post-primary—</b>									
Standard 7 .. ..	235	110	345	371	75	446	606	185	791
8 .. ..	..	..	..	70	1	71	70	1	71
9 .. ..	71	..	71	47	21	68	118	21	139
Total .. ..	306	110	416	488	97	585	794	207	1,001
<b>4. Junior High—</b>									
Standard 7 .. ..	119	..	119	55	..	55	174	..	174
9 .. ..	35	..	35	7	..	7	42	..	42
Form 1 .. ..	90	25	115	109	..	109	199	25	224
2 .. ..	..	37	37	52	..	52	52	37	89
Total .. ..	244	62	306	223	..	223	467	62	529

APPENDIX XXII.—*continued.*6. ADMINISTRATION AND MISSION SCHOOLS: INDIGENOUS PUPILS BY ACADEMIC LEVEL, AT 30TH JUNE, 1962—*continued.*

Standard.	Administration.			Mission.			Total.		
	Male.	Female.	Total.	Male.	Female.	Total.	Male.	Female.	Total.
<b>5. Secondary—</b>									
Form I .. .. .	51	8	59	..	25	25	51	33	84
2 .. .. .	37	3	40	11	..	11	48	3	51
3 .. .. .	19	5	24	31	..	31	50	5	55
4 .. .. .	..	2	2	20	..	20	20	2	22
5 .. .. .	..	..	..	8	..	8	8	..	8
6 .. .. .	..	..	..	7	..	7	7	..	7
Total .. .. .	107	18	125	77	25	102	184	43	227
<b>6. Technical—</b>									
1st Year .. .. .	280	..	280	112	..	112	392	..	392
2nd Year .. .. .	109	..	109	..	..	..	109	..	109
3rd Year .. .. .	38	..	38	..	..	..	38	..	38
Total .. .. .	427	..	427	112	..	112	539	..	539
<b>7. Teacher Training—</b>									
Course "A" .. .. .	80	1	81	315	61	376	395	62	457
Course "B" 1st Year .. .. .	..	..	..	28	8	36	28	8	36
2nd Year .. .. .	..	..	..	..	..	..	..	..	..
Course "C" 1st Year .. .. .	..	..	..	9	..	9	9	..	9
2nd Year .. .. .	..	..	..	..	..	..	..	..	..
Total .. .. .	80	1	81	352	69	421	432	70	502
<b>8. Pre-entry and Auxiliary Training Branch—</b>									
Post-primary .. .. .	1,228	23	1,251	..	..	..	1,228	23	1,251
Secondary .. .. .	63	7	70	..	..	..	63	7	70
Total .. .. .	1,291	30	1,321	..	..	..	1,291	30	1,321
Grand Total .. .. .	17,713	7,099	24,812	38,020	25,578	63,598	55,733	32,677	88,410

(a) Pupils in Registered and Recognized Schools only. In addition 56,650 pupils attend Exempt Schools.

## APPENDIX XXII.—continued.

## 7. ADMINISTRATION AND MISSION SCHOOLS: NON-INDIGENOUS PUPILS BY ACADEMIC LEVEL AT 30TH JUNE, 1962.

Academic Level.	European.			Asian.			Mixed Race.			Total.		
	Male.	Female.	Total.	Male.	Female.	Total.	Male.	Female.	Total.	Male.	Female.	Total.
<i>Administration Schools.</i>												
Primary (A)—												
Preparatory ..	99	96	195	40	41	81	14	15	29	153	152	305
Grade 1 ..	107	70	177	21	9	30	15	13	28	143	92	235
" 2 ..	91	66	157	30	17	47	16	7	23	137	90	227
" 3 ..	77	96	173	21	25	46	12	11	23	110	132	242
" 4 ..	73	79	152	20	15	35	13	6	19	106	100	206
" 5 ..	71	78	149	27	22	49	10	8	18	108	108	216
" 6 ..	60	60	120	29	25	54	13	9	22	102	94	196
Total Primary (A)	578	545	1,123	188	154	342	93	69	162	859	768	1,627
Secondary—												
Form 1 ..	11	15	26	3	4	7	1	1	2	15	20	35
" 2 ..	13	17	30	7	3	10	5	6	11	25	26	51
" 3 ..	2	6	8	1	8	9	..	..	..	3	14	17
" 4 ..	6	2	8	2	2	4	..	1	1	8	5	13
Total Secondary	32	40	72	13	17	30	6	8	14	51	65	116
Teacher Training—												
For Administration												
—(E) Course ..	21	..	21	..	..	..	..	..	..	21	..	21
For Missions—(M)												
Course ..	11	6	17	..	..	..	..	..	..	11	6	17
Total Teacher Training ..	32	6	38	..	..	..	..	..	..	32	6	38
Total Administration Schools	642	591	1,233	201	171	372	99	77	176	942	839	1,781
<i>Mission Schools.</i>												
Primary (A)—												
Preparatory ..	15	22	37	25	15	40	14	11	25	54	48	102
Grade 1 ..	17	16	33	13	15	28	17	25	52	57	56	113
" 2 ..	13	12	25	8	8	16	23	21	44	44	41	85
" 3 ..	8	16	24	12	13	25	15	15	30	35	44	79
" 4 ..	20	12	32	5	6	11	14	24	38	39	42	81
" 5 ..	11	17	28	8	9	17	12	16	28	31	42	73
" 6 ..	7	15	22	8	10	18	12	31	43	27	56	83
Total Primary (A)	91	110	201	79	76	155	117	143	260	287	329	616
Post-primary—												
Grade 7 ..	11	3	14	..	..	..	..	..	..	11	3	14
" 8 ..	2	2	4	..	..	..	..	..	..	2	2	4
Total Post-primary ..	13	5	18	..	..	..	..	..	..	13	5	18
Total Mission Schools	104	115	219	79	76	155	117	143	260	300	334	634
<i>Administration and Mission Schools.</i>												
Grand Total ..	746	706	1,452	280	247	527	216	220	436	1,242	1,173	2,415

## 8. ADMINISTRATION SCHOOLS BY DISTRICT AND TYPE OF SCHOOL, AT 30TH JUNE, 1962.

District.	Type of School.	Number of Schools.	Teachers.							Pupils.						
			Indigenous.			Non-Indigenous.			Total.	Indigenous.			Non-Indigenous.			Total.
			Male.	Female.	Total.	Male.	Female.	Total.		Male.	Female.	Total.	Male.	Female.	Total.	
Western Highlands ..	Primary (A) ..	2	..	..	..	2	2	4	4	..	..	..	54	40	94	94
	Primary (T) ..	17	27	1	28	12	..	12	40	1,352	193	1,545	..	..	..	1,545
		19	27	1	28	14	2	16	44	1,352	193	1,545	54	40	94	1,639
Eastern Highlands ..	Primary (A) ..	4	..	..	..	1	6	7	7	6	9	15	77	50	127	142
	Primary (T) ..	35	62	3	65	22	6	28	93	2,780	678	3,458	..	..	..	3,458
	Post-Primary ..	1	2	..	2	2	..	2	4	126	..	126	..	..	..	126
	Technical ..	2	..	..	..	3	..	3	3	65	..	65	..	..	..	65
	Teacher Training ..	1	..	..	..	3	3	6	6	80	1	81	..	..	..	81
		43	64	3	67	31	15	46	113	3,057	688	3,745	77	50	127	3,872
Sepik ..	Primary (A) ..	3	..	..	..	3	2	5	5	..	..	..	50	53	103	103
	Primary (T) ..	34	52	1	53	17	2	19	72	1,482	418	1,900	..	..	..	1,900
	Post-Primary ..	1	1	..	1	5	..	5	6	130	..	130	..	..	..	130
	Technical ..	1	..	..	..	1	..	1	1	20	..	20	..	..	..	20
		39	53	1	54	26	4	30	84	1,632	418	2,050	50	53	103	2,153
Madang ..	Primary (A) ..	1	..	..	..	1	4	5	5	3	2	5	84	70	154	159
	Primary (T) ..	29	58	1	59	20	1	21	80	1,838	732	2,570	..	..	..	2,570
	Post-Primary (Girls) ..	1	..	1	1	..	3	3	4	..	75	75	..	..	..	75
	Junior High ..	1	..	..	..	4	..	4	4	67	2	69	..	..	..	69
	Technical ..	2	1	..	1	3	..	3	4	67	..	67	..	..	..	67
		34	59	2	61	28	8	36	97	1,975	811	2,786	84	70	154	2,940
Morobe ..	Primary (A) ..	3	..	..	..	6	12	18	18	..	..	..	221	244	465	465
	Primary (T) ..	31	72	2	74	19	..	19	93	2,252	793	3,045	..	..	..	3,045
	Post-Primary (Girls) ..	1	..	..	..	..	4	4	4	..	75	75	..	..	..	75
	Junior High (Girls) ..	1	..	..	..	..	2	2	2	..	60	60	..	..	..	60
	Junior High ..	1	..	..	..	2	1	3	3	77	..	77	..	..	..	77
	Integrated Secondary ..	1	..	..	..	1	2	3	3	4	..	4	14	17	31	35
	Technical ..	2	..	..	..	7	1	8	8	101	..	101	..	..	..	101
		40	72	2	74	35	22	57	131	2,434	928	3,362	235	261	496	3,858
New Britain ..	Primary (A) ..	5	..	..	..	6	10	16	16	30	17	47	282	250	532	579
	Primary (T) ..	30	107	28	135	24	6	30	165	3,029	2,146	5,175	..	..	..	5,175
	Post-Primary ..	1	3	1	4	2	..	2	6	116	..	116	..	..	..	116
	Post-Primary (Girls) ..	1	..	1	1	..	2	2	3	..	53	53	..	..	..	53
	Secondary ..	1	1	..	1	6	..	6	7	95	..	95	..	..	..	95
	Integrated Secondary ..	1	..	..	..	5	4	9	9	8	18	26	37	48	85	111
	Technical ..	2	1	..	1	12	..	12	13	158	..	158	..	..	..	158
	Teacher Training ..	1	..	..	..	5	2	7	7	..	..	..	32	6	38	38
		42	112	30	142	60	24	84	226	3,436	2,234	5,670	351	304	655	6,325

APPENDIX XXII.—continued.

8. ADMINISTRATION SCHOOLS BY DISTRICT AND TYPE OF SCHOOL, AT 30TH JUNE, 1962—continued.

District.	Type of School.	Number of Schools.	Teachers.							Pupils.						
			Indigenous.			Non-Indigenous.			Total.	Indigenous.			Non-Indigenous.			Total.
			Male.	Female.	Total.	Male.	Female.	Total.		Male.	Female.	Total.	Male.	Female.	Total.	
New Ireland ..	Primary (A) ..	2	..	..	..	1	2	3	3	1	..	1	54	32	86	87
	Primary (T) ..	25	51	8	59	8	1	9	68	936	614	1,550	..	..	..	1,550
	Post-Primary (Girls) ..	1	..	..	..	1	..	1	1	..	13	13	..	..	..	13
	Junior High ..	1	2	..	2	3	..	3	5	100	..	100	..	..	..	100
	Technical ..	1	..	..	..	1	..	1	1	16	..	16	..	..	..	16
		30	53	8	61	14	3	17	78	1,053	627	1,680	54	32	86	1,766
Bougainville ..	Primary (A) ..	1	..	..	..	..	1	1	1	1	3	4	7	5	12	16
	Primary (T) ..	11	27	1	28	5	..	5	33	427	277	704	..	..	..	704
	Post Primary ..	1	5	..	5	1	..	1	6	83	..	83	..	..	..	83
		13	32	1	33	6	1	7	40	511	280	791	7	5	12	803
Manus ..	Primary (A) ..	2	..	..	..	1	2	3	3	..	..	..	30	24	54	54
	Primary (T) ..	21	53	5	58	7	..	7	65	881	838	1,719	..	..	..	1,719
	Post-Primary ..	1	2	..	2	3	..	3	5	91	52	143	..	..	..	143
		24	55	5	60	11	2	13	73	972	890	1,862	30	24	54	1,916
Total New Guinea ..	Primary (A) ..	23	..	..	..	21	41	62	62	41	31	72	859	768	1,627	1,699
	Primary (T) ..	233	509	50	559	134	16	150	709	14,977 (a)	6,689	21,666	..	..	..	21,666
	Post-Primary (Girls) ..	4	..	2	2	1	9	10	12	..	216	216	..	..	..	216
	Post-Primary ..	5	13	1	14	13	..	13	27	546	52	598	..	..	..	598
	Junior High ..	3	2	..	2	9	1	10	12	244	2	246	..	..	..	246
	Junior High (Girls) ..	1	..	..	..	..	2	2	2	..	60	60	..	..	..	60
	Secondary ..	1	1	..	1	6	..	6	7	95	..	95	..	..	..	95
	Integrated Secondary ..	2	..	..	..	6	6	12	12	12	18	30	51	65	116	146
	Technical ..	10	2	..	2	27	1	28	30	427	..	427	..	..	..	427
	Teacher Training ..	2	..	..	..	8	5	13	13	80	1	81	32	6	38	119
	Pre-Entry and Auxiliary Training Branch ..	..	..	..	..	..	..	..	..	1,291	30	1,321	..	..	..	1,321
	Grand total ..		284	527	53	580	225	81	306	886	17,713	7,099	24,812	942	839	1,781

(a) Not included in this figure are 240 male and 158 female students at Primary (T) level in Post-Primary schools. These pupils are included under the respective types of schools.

## APPENDIX XXII.—continued.

## 9. MISSION SCHOOLS BY DISTRICT AND TYPE OF SCHOOL, AT 30TH JUNE, 1962.

District.	Type of School.	Number of Schools.	Pupils.						Total.
			Indigenous.			Non-Indigenous.			
			Male.	Female.	Total.	Male.	Female.	Total.	
Western Highlands	Primary (A) ..	1	..	..	..	18	22	40	40
	Primary (T) ..	68	4,087	1,449	5,536	..	..	..	5,536
	Junior High ..	1	32	..	32	..	..	..	32
	Exempt ..	490	10,592	4,361	14,953	..	..	..	14,953
	Total ..	560	14,711	5,810	20,521	18	22	40	20,561
Eastern Highlands ..	Primary (A) ..	1	1	1	2	10	13	23	25
	Primary (T) ..	67	4,110	1,651	5,761	..	..	..	5,761
	Post-Primary ..	3	350	3	353	..	..	..	353
	Teacher Training ..	2	26	1	27	..	..	..	27
	Exempt ..	244	5,015	3,155	8,170	..	..	..	8,170
Total ..	317	9,502	4,811	14,313	10	13	23	14,336	
Sepik ..	Primary (T) ..	64	4,527	2,832	7,359	..	..	..	7,359
	Post-Primary ..	2	74	46	120	..	..	..	120
	Teacher Training ..	2	18	8	26	..	..	..	26
	Exempt ..	323	7,621	5,470	13,091	..	..	..	13,091
	Total ..	391	12,240	8,356	20,596	..	..	..	20,596
Madang ..	Primary (A) ..	2	14	19	33	30	36	66	99
	Primary (T) ..	84	4,038	2,708	6,746	..	..	..	6,746
	Post-Primary ..	2	42	..	42	..	..	..	42
	Teacher Training ..	2	37	2	39	..	..	..	39
	Technical ..	2	75	..	75	..	..	..	75
	Exempt ..	290	4,748	4,118	8,866	..	..	..	8,866
Total ..	382	8,954	6,847	15,801	30	36	66	15,867	
Morobe ..	Primary (A) ..	2	7	6	13	86	75	161	174
	Primary (T) ..	113	3,196	2,081	5,277	..	..	..	5,277
	Post-Primary ..	2	56	1	57	..	..	..	57
	Teacher Training ..	4	87	4	91	..	..	..	91
	Exempt ..	243	4,239	3,556	7,795	..	..	..	7,795
Total ..	364	7,585	5,648	13,233	86	75	161	13,394	
New Britain ..	Primary (A) ..	3	1	1	2	138	164	302	304
	Primary (T) ..	138	7,024	6,801	13,825	..	..	..	13,825
	Post-Primary ..	4	568	51	619	..	..	..	619
	Junior High ..	2	117	..	117	..	..	..	117
	Secondary ..	2	66	124	190	..	..	..	190
	Teacher Training ..	3	91	28	119	..	..	..	119
	Technical ..	1	66	..	66	..	..	..	66
	Exempt ..	50	780	638	1,418	..	..	..	1,418
Total ..	203	8,713	7,643	16,356	138	164	302	16,658	



APPENDIX XXII.—*continued.*9. MISSION SCHOOLS BY DISTRICT AND TYPE OF SCHOOL, AT 30TH JUNE, 1962—*continued.*

District.	Type of School	Number of Schools.	Pupils.						Total.
			Indigenous.			Non-Indigenous.			
			Male.	Female.	Total.	Male.	Female.	Total.	
New Ireland ..	Primary (A) ..	1	9	5	14	18	24	42	56
	Primary (T) ..	84	1,938	1,881	3,819	..	..	..	3,819
	Post-Primary ..	1	93	..	93	..	..	..	93
	Teacher Training ..	1	42	3	45	..	..	..	45
	Exempt ..	39	541	509	1,050	..	..	..	1,050
	Total ..	126	2,623	2,398	5,021	18	24	42	5,063
Bouganville ..	Primary (T) ..	151	5,750	4,684	10,434	..	..	..	10,434
	Post-Primary ..	4	48	112	160	..	..	..	160
	Junior High ..	1	17	..	17	..	..	..	17
	Secondary ..	1	11	..	11	..	..	..	11
	Teacher Training ..	3	51	23	74	..	..	..	74
	Exempt ..	56	550	437	987	..	..	..	987
	Total ..	216	6,427	5,256	11,683	..	..	..	11,683
Manus ..	Primary (T) ..	39	1,230	965	2,195	..	..	..	2,195
	Post-Primary ..	1	21	88	109	..	..	..	109
	Junior High ..	1	100	..	100	..	..	..	100
	Exempt ..	21	158	162	320	..	..	..	320
	Total ..	62	1,509	1,215	2,724	..	..	..	2,724
	Grand Total ..	2,621	72,264	47,984	120,248	300	334	634	120,882

## APPENDIX XXII.—continued.

## 10. MISSIONS CONDUCTING SCHOOLS AT 30TH JUNE, 1962.

Mission.	Registered and Recognized Schools.									Exempt Schools.	Grand Total.
	Primary.			Schools beyond Primary Level.							
	Primary (A).	Primary (T).	Total	Post Primary.	Junior High.	Secondary.	Technical.	Teacher Training.	Total.		
Apostolic Church Mission .. ..	..	2	2	..	..	..	..	..	..	1	3
Assemblies of God in Australia-New Guinea Mission .. ..	..	6	6	..	..	..	..	..	..	12	18
Australian Baptist Foreign Mission Incorporated .. ..	..	10	10	..	..	..	..	..	..	44	54
Australian Lutheran Mission .. ..	..	12	12	1	..	..	..	1	2	3	17
Bismarck-Solomons Union of Seventh Day Adventists .. ..	..	35	35	1	1	..	1	1	4	80	119
Catholic Mission of the Divine Word, Wewak .. ..	..	30	30	2	..	..	..	2	4	117	211
Catholic Mission of the Divine Word, Goroka Vicariate .. ..	2	25	27	1	..	..	..	..	1	138	166
Catholic Mission of the Holy Ghost .. ..	1	43	44	1	..	..	..	2	3	200	247
Catholic Mission of the Holy Trinity .. ..	..	20	20	..	1	..	..	..	1	292	313
Catholic Mission of the Most Sacred Heart of Jesus, Vunapope .. ..	3	96	99	2	1	2	..	2	7	..	106
Catholic Mission of the Most Sacred Heart of Jesus, Kavieng .. ..	1	71	72	2	1	..	..	..	3	..	75
Christian Missions in many Lands .. ..	..	8	8	..	..	..	..	..	..	5	13
Church of Christ Mission .. ..	..	2	2	..	..	..	..	..	..	..	2
Church of the Nazarene .. ..	..	2	2	..	..	..	..	..	..	..	2
Coral Sea Union of Seventh Day Adventists .. ..	..	17	17	1	..	..	..	1	2	22	41
East and West Indies Bible Mission .. ..	..	2	2	..	..	..	..	..	..	..	2
Evangelical Bible Mission .. ..	..	1	1	..	..	..	..	..	..	3	4
Evangelical Lutheran Mission .. ..	..	7	7	..	..	..	..	..	..	3	10
Faith Mission (a) .. ..	..	1	1	..	..	..	..	..	..	..	1
Four Square Gospel Mission .. ..	..	1	1	..	..	..	..	..	..	..	1
Four Square Gospel Mission (International Church)(f) .. ..	..	1	1	..	..	..	..	..	..	..	1
Franciscan Mission .. ..	..	14	14	..	..	..	..	..	..	107	121
Lutheran Mission, Missouri Synod .. ..	1	6	7	..	..	..	..	..	..	120	127
Lutheran Mission, New Guinea .. ..	2	164	166	3	..	..	2	4	9	468	643
Marist Mission Society .. ..	..	106	106	2	1	1	..	2	6	4	116
Methodist Overseas Mission (New Guinea District) .. ..	..	63	63	1	..	..	..	1	2	53	118
New Guinea Anglican Mission .. ..	..	26	26	..	..	..	..	..	..	6	32
New Guinea Gospel Mission (d) .. ..	..	(g) 1	1	..	..	..	..	..	..	..	1
New Tribes Mission (New Guinea) Incorporated .. ..	..	..	..	..	..	..	..	..	..	..	..
Salvation Army (New Guinea) .. ..	..	2	2	..	..	..	..	..	..	..	2
Solomon Islands Methodist District Mission (b) .. ..	..	30	30	2	..	..	..	1	3	21	54
South Seas Evangelical Mission Limited .. ..	..	6	6	..	..	..	..	..	..	..	6
Swiss Evangelical Brotherhood Mission .. ..	..	4	4	..	..	..	..	..	..	..	4
Wesleyan Mission (e) .. ..	..	2	2	..	..	..	..	..	..	..	2
Total .. ..	10	(i) 816	826	19	5	3	3	17	47	(h) 1,759	2,632

(a) Recommended operating in Territory beginning 1961. Figures not to hand for inclusion 1961 Annual Report. (b) This Mission was known as the Methodist Missionary Society of New Zealand. Name altered beginning of 1962. (c) Commenced operations beginning 1962. (d) Commenced operations beginning 1962. (e) Commenced operations beginning 1961. Figures not to hand for inclusion 1961 Annual Report. (f) Commenced operating in Territory January 1962. (g) Figures not yet to hand. (h) Includes 3 exempt Schools in Papua. (i) Includes 8 schools in Papua.

## APPENDIX XXII—continued.

## 11. PUPILS ATTENDING MISSION SCHOOLS AT 30TH JUNE, 1962.

Mission.	Primary Schools.									Registered and Recognised Schools Beyond Primary Level.											Grand Total.												
	Registered and Recognised.					Exempt Schools.				Total.	Post-Primary.		Secondary.		Junior High.		Technical.		Teacher Training.					Total.									
	Non-indigenous.		Indigenous.		Total.	Male.	Female.	Total.	Total.		Male.	Female.	Male.	Female.	Male.	Female.	Male.	Female.	Male.	Female.	Male.	Female.	Total.		Male.	Female.	Total.						
	Male.	Female.	Male.	Female.																													
Apostolic Church Mission ..	..	..	60	14	74	32	10	42	116	..	..	..	..	..	..	..	..	..	..	..	..	..	..	..	..	..	92	24	116				
Assemblies of God in Australia-New Guinea Mission ..	..	..	392	82	474	440	348	788	1,262	..	..	..	..	..	..	..	..	..	..	..	..	..	..	..	..	..	832	430	1,262				
Australian Baptist Foreign Mission Incorporated ..	..	..	336	170	506	739	393	1,132	1,638	1	..	..	..	..	..	..	..	..	..	..	..	..	..	..	..	1	1,076	563	1,639				
Australian Lutheran Mission ..	..	..	527	279	806	89	56	145	951	21	1	..	..	..	..	..	..	..	..	..	..	..	..	..	..	5	4	31	642	340	982		
Balam-Kauk Voluntary Education Agency ..	..	..	..	..	..	..	..	..	..	..	..	..	..	..	..	..	..	..	..	..	..	..	..	..	..	..	..	..	..	..			
Bismarck-Solomons Union of Seventh Day Adventists ..	..	..	639	493	1,132	776	616	1,392	2,524	45	6	..	..	62	..	37	..	36	8	194	1,595	1,123	2,718	..	..	..	..	..	..	..			
Catholic Mission of the Divine Word, Wewak ..	..	..	2,569	1,800	4,369	4,717	3,642	8,359	12,728	74	7	..	..	..	..	..	..	..	..	18	8	107	7,378	5,457	12,835	..	..	..	..	..			
Catholic Mission of the Divine Word, Goroka Vicariate ..	74	64	1,875	969	2,844	3,150	2,630	5,780	8,762	12	..	..	..	..	..	..	..	..	..	..	..	..	..	..	..	12	5,111	3,663	8,774				
Catholic Mission of the Holy Ghost ..	28	32	2,648	1,879	4,527	3,163	2,845	6,008	10,595	10	..	..	..	..	..	..	..	..	..	..	..	..	..	..	..	..	37	2	49	5,886	4,758	10,644	
Catholic Mission of the Holy Trinity ..	..	..	1,910	890	2,800	4,983	3,204	8,187	10,987	..	..	..	..	32	..	..	..	..	..	..	..	..	..	..	..	..	32	6,925	4,094	11,019			
Catholic Mission of the Most Sacred Heart of Jesus, Vunapope ..	138	164	5,954	5,475	11,731	..	..	..	11,731	71	19	66	25	55	..	..	..	..	..	55	20	311	6,339	5,703	12,042	..	..	..	..	..			
Catholic Mission of the Most Sacred Heart of Jesus, Kavieng ..	18	24	2,215	1,920	4,087	..	..	..	4,087	27	21	..	..	57	..	..	..	..	..	..	..	..	..	..	..	..	105	2,227	1,965	4,192			
Christian Missions in Many Lands ..	..	..	326	117	443	72	53	125	568	..	..	..	..	..	..	..	..	..	..	..	..	..	..	..	..	..	..	398	170	568			
Church of Christ Mission ..	..	..	45	43	88	..	..	..	88	..	..	..	..	..	..	..	..	..	..	..	..	..	..	..	..	..	..	45	43	88			
Church of the Nazarene ..	..	..	64	11	75	..	..	..	75	..	..	..	..	..	..	..	..	..	..	..	..	..	..	..	..	..	..	64	11	75			
Coral Sea Union of Seventh Day Adventists ..	..	..	943	226	1,169	497	223	720	1,889	39	3	..	..	..	..	..	..	..	..	..	..	..	..	..	..	..	..	17	1	60	1,496	453	1,949
East and West Indies Bible Mission ..	..	..	58	23	81	..	..	..	81	..	..	..	..	..	..	..	..	..	..	..	..	..	..	..	..	..	..	..	..	..	..		
Evangelical Bible Mission ..	..	..	17	8	25	40	28	68	93	..	..	..	..	..	..	..	..	..	..	..	..	..	..	..	..	..	..	..	..	..	..		
Evangelical Lutheran Mission ..	..	..	241	165	406	20	20	40	446	2	1	..	..	..	..	..	..	..	..	..	..	..	..	..	..	..	..	..	..	..	..		
Four Square Gospel Mission ..	..	..	99	..	99	..	..	..	99	..	..	..	..	..	..	..	..	..	..	..	..	..	..	..	..	..	..	..	..	..	..		
Faith Mission ..	..	..	24	16	40	..	..	..	40	..	..	..	..	..	..	..	..	..	..	..	..	..	..	..	..	..	..	..	..	..	..		
Four Square Gospel Mission (International Church) ..	..	..	98	..	98	..	..	..	98	..	..	..	..	..	..	..	..	..	..	..	..	..	..	..	..	..	..	..	..	..	..		
Franciscan Mission ..	..	..	1,005	710	1,715	1,900	1,200	3,100	4,815	..	..	..	..	..	..	..	..	..	..	..	..	..	..	..	..	..	..	..	..	..	..		
H. R. and G. J. Rudd and Sons Voluntary Education Agency ..	..	..	..	..	..	..	..	..	..	..	..	..	..	..	..	..	..	..	..	..	..	..	..	..	..	..	..	..	..	..	..		
Lutheran Mission, Missouri Synod ..	18	22	427	139	606	3,990	602	4,592	5,198	..	..	..	..	..	..	..	..	..	..	..	..	..	..	..	..	..	..	..	..	..	..		
Lutheran Mission, New Guinea ..	24	28	5,649	2,957	8,658	8,421	5,448	13,869	22,527	103	..	..	..	..	..	..	75	..	91	..	269	14,363	8,433	22,796	..	..	..	..	..	..			
Marist Mission Society ..	..	..	4,430	3,702	8,132	44	38	82	8,214	27	24	11	..	17	..	..	..	..	..	..	..	..	..	..	..	..	..	..	..	..	..		
Temporarily Inactive ..	..	..	..	..	..	..	..	..	..	..	..	..	..	..	..	..	..	..	..	..	..	..	..	..	..	..	..	..	..	..	..		



## APPENDIX XXII.—continued.

## 12. TEACHERS IN MISSION SCHOOLS AT 30TH JUNE, 1962.

Mission.	Registered and Recognized Schools.						Exempt Schools.			Total.		
	Non-indigenous.			Indigenous.			Male.	Female.	Total.	Male.	Female.	Total.
	Male.	Female.	Total.	Male.	Female.	Total.						
Apostolic Church Mission ..	..	1	1	..	..	..	2	..	2	2	1	3
Assemblies of God in Australia-New Guinea Mission .. ..	1	4	5	1	..	1	16	1	17	18	5	23
Australian Baptist Foreign Mission Incorporated .. ..	1	4	5	..	..	..	45	..	45	46	4	50
Australian Lutheran Mission ..	4	3	7	3	..	3	4	..	4	11	3	14
Bismarck-Solomons Union of Seventh Day Adventists ..	6	1	7	1	..	1	82	1	83	89	2	91
Catholic Mission of the Divine Word, Wewak .. ..	11	18	29	46	3	49	220	4	224	277	25	302
Catholic Mission of the Divine Word, Goroka Vicariate ..	2	16	18	28	1	29	148	2	150	178	19	197
Catholic Mission of the Holy Ghost ..	18	18	36	67	6	73	240	..	240	325	24	349
Catholic Mission of the Holy Trinity ..	7	10	17	18	..	18	304	2	306	329	12	341
Catholic Mission of the Most Sacred Heart of Jesus, Vunapope ..	15	37	52	198	47	245	..	..	..	213	84	297
Catholic Mission of the Most Sacred Heart of Jesus, Kavieng ..	5	8	13	127	6	133	..	..	..	132	14	146
Christian Missions in Many Lands ..	3	4	7	..	..	..	6	..	6	9	4	13
Church of Christ Mission ..	1	2	3	..	..	..	..	..	..	1	2	3
Church of the Nazarene ..	..	..	..	..	..	..	..	..	..	..	..	..
Coral Sea Union of Seventh-Day Adventists .. ..	6	1	7	10	..	10	22	..	22	38	1	39
East and West Indies Bible Mission ..	..	2	2	..	..	..	..	..	..	..	2	2
Evangelical Bible Mission ..	1	..	1	..	..	..	2	1	3	3	1	4
Evangelical Lutheran Mission ..	1	1	2	7	..	7	3	..	3	11	1	12
Faith Mission .. ..	..	..	..	..	..	..	..	..	..	..	..	..
Four Square Gospel Mission ..	..	..	..	..	..	..	..	..	..	..	..	..
Four Square Gospel Mission (International Church) .. ..	..	..	..	..	..	..	..	..	..	..	..	..
Franciscan Mission .. ..	11	6	17	3	..	3	149	1	150	163	7	170
H. R. and G. J. Rudd and Sons Voluntary Education Agency ..	..	..	..	..	..	..	..	..	..	..	..	..
Lutheran Mission, Missouri Synod ..	6	2	8	..	..	..	160	4	164	166	6	172
Lutheran Mission, New Guinea ..	19	22	41	103	..	103	485	4	489	607	26	633
Marist Mission Society ..	15	20	35	170	45	215	4	..	4	189	65	254
Methodist Overseas Mission (New Guinea District) .. ..	4	7	11	56	5	61	121	..	121	181	12	193
New Guinea Anglican Mission ..	..	3	3	18	1	19	8	..	8	26	4	30
New Guinea Gospel Mission ..	..	1	1	..	..	..	..	..	..	..	1	1
New Tribes Mission (New Guinea) Incorporated .. ..	..	..	..	..	..	..	4	5	9	4	5	9
Salvation Army (New Guinea) ..	..	1	1	..	..	..	..	..	..	..	1	1
Solomon Islands Methodist District Mission .. ..	..	7	7	43	4	47	31	2	33	74	13	87
South Seas Evangelical Mission Ltd. ..	1	2	3	..	..	..	..	..	..	1	2	3
Swiss Evangelical Brotherhood Mission .. ..	..	1	1	..	..	..	..	..	..	..	1	1
Wesleyan Mission .. ..	1	..	1	..	..	..	..	..	..	1	..	1
<b>Total .. ..</b>	<b>139</b>	<b>202</b>	<b>341</b>	<b>899</b>	<b>118</b>	<b>1,017</b>	<b>2,056</b>	<b>27</b>	<b>2,083</b>	<b>3,094</b>	<b>347</b>	<b>3,441</b>

## APPENDIX XXIII.

## INTERNATIONAL TREATIES, CONVENTIONS AND AGREEMENTS.

## I. TREATIES, CONVENTIONS AND AGREEMENTS APPLIED TO THE TERRITORY DURING 1961-62.

The Treaties, Conventions and Agreements applying to the Territory at 30th June, 1958, are shown at page 221 of the report for 1957-58.

During the period 1st July, 1958, to 30th June, 1962, the following Treaties, Conventions and Agreements have been applied to the Territory:—

## General and Multilateral International Agreements—

- Convention relative to the Treatment of Prisoners of War (12th August, 1949)—applying as from 14th April, 1959.
- Convention for the Amelioration of the Condition of the Wounded and Sick in Armed Forces in the Field (12th August, 1949)—applying as from 14th April, 1959.
- Convention for the Amelioration of the Condition of Wounded, Sick and Shipwrecked Members of the Armed Forces at Sea (12th August, 1949)—applying as from 14th April, 1959.
- Convention relative to the Protection of Civilian Persons in time of War (12th August, 1949)—applying as from 14th April, 1959.
- Convention on Damage Caused by Foreign Aircraft to Third Parties on the Surface (7th October, 1952)—applying as from 8th February, 1959.
- Universal Postal Convention, Final Protocol thereto, Detailed Regulations for implementing the Convention, Provisions concerning Airmail and Final protocol to the Provisions concerning Airmail (3rd October, 1957)—applying as from 29th April, 1959.
- Convention for fixing the Minimum Age for Admission of Children to Employment at Sea (9th July, 1920)—applying as from 8th July, 1959.
- Convention concerning the Rights of Association and Combination of Agricultural Workers (12th November, 1921)—applying as from 8th July, 1959.
- Convention concerning the Age for Admission of Children to Employment in Agriculture (16th November, 1921)—applying as from 16th July, 1959.
- Articles of Agreement of the International Development Association (26th January, 1960)—applying as from 24th September, 1960.
- Convention concerning Equality of Treatment for National and Foreign Workers as regards Workmen's Compensation for Accidents (5th June, 1925)—applying as from 8th February, 1961.
- Convention concerning Workmen's Compensation for Occupational Diseases (10th June, 1925)—applying as from 8th February, 1961.
- Convention concerning Workmen's Compensation for Occupational Diseases (revised 1934) (21st June, 1934)—applying as from 8th February, 1961.
- Convention on Road Traffic (19th September, 1949)—applying as from 2nd June, 1961.
- Convention on the Nationality of Married Women (20th February, 1957)—applying as from 12th June, 1961.
- State Treaty for the Re-establishment of an Independent and Democratic Austria (15th May, 1955)—applying as from 10th August, 1961.
- International Telecommunication Convention, together with Final Protocol and Additional Protocols (21st December, 1959)—applying as from 1st February, 1962.

## Bilateral Treaties, excluding Extradition Treaties—

- Federal Republic of Germany:—Agreement relating to Air Transport (22nd May, 1957)—applying as from 10th January, 1959.
- United States of America:—Agreement concerning the Exchange of Postal Parcels between the United States of America and the Territory of Papua and Trust Territory of New Guinea (22nd May-20th June, 1958)—applying as from 1st October, 1958.
- Federal Republic of Germany:—Trade Agreement (14th October, 1959)—applying as from 1st July, 1959.
- France:—Convention supplementary to the Convention of 2nd February, 1922, respecting legal proceedings (15th April, 1936)—applying as from 9th October, 1959.

APPENDIX XXIII.—*continued.*1. TREATIES, CONVENTIONS AND AGREEMENTS APPLIED TO THE TERRITORY DURING 1961-62—*continued.*

Federation of Malaya:—Agreement relating to Air Services (29th September, 1959)—applying as from 29th September, 1959.

Thailand:—Agreement relating to Air Services (26th February, 1960)—applying as from 26th February, 1960.

India:—Exchange of Notes modifying the Air Services Agreement between Australia and India of 11th June, 1949, and the Exchange of Notes associated therewith (14th December, 1960)—applying as from 14th December, 1960.

Netherlands:—Exchange of Notes between Australia and the Netherlands extending the Australia-Netherlands Postal Parcels Agreement of 22nd October, 1953, to Papua, New Guinea and Netherlands New Guinea (4th August, 1959)—applying as from 30th September, 1960.

Exchange of Notes between Australia and the Netherlands for the further Amendment of the Agreement of 22nd October, 1953, for the Exchange of Postal Parcels (18th October, 1960)—applying as from 10th August, 1961.

New Zealand:—Agreement relating to Air Services (25th July, 1961)—applying as from 25th July, 1961.

## 2. TRUSTEESHIP AGREEMENT FOR THE TERRITORY OF NEW GUINEA.

*Approved by the General Assembly of the United Nations at the Sixty-Second Plenary Meeting of its First Session on 13th December, 1946.*

The Territory of New Guinea has been administered in accordance with Article 22 of the Covenant of the League of Nations and in pursuance of a mandate conferred upon His Britannic Majesty and exercised on His behalf by the Government of the Commonwealth of Australia.

The Charter of the United Nations, signed at San Francisco on 26th June, 1945, provides by Article 75 for the establishment of an international trusteeship system for the administration and supervision of such territories as may be placed thereunder by subsequent individual agreements.

The Government of Australia now undertakes to place the Territory of New Guinea under the trusteeship system, on the terms set forth in the present Trusteeship Agreement.

Therefore the General Assembly of the United Nations, acting in pursuance of Article 85 of the Charter, approves the following terms of trusteeship for the Territory of New Guinea, in substitution for the terms of the Mandate under which the Territory has been administered.

*Article 1.*

The Territory to which this Trusteeship Agreement applies (hereinafter called the Territory) consists of that portion of the island of New Guinea and the groups of islands administered therewith under the Mandate dated 17th December, 1920, conferred upon His Britannic Majesty and exercised by the Government of Australia.

*Article 2.*

The Government of Australia (hereinafter called the Administering Authority) is hereby designated as the sole authority which will exercise the administration of the Territory.

*Article 3.*

The Administering Authority undertakes to administer the Territory in accordance with the provisions of the Charter and in such a manner as to achieve in the Territory the basic objectives of the international trusteeship system, which are set forth in Article 76 of the Charter.

*Article 4.*

The Administering Authority will be responsible for the peace, order, good government and defence of the Territory and for this purpose will have the same powers of legislation, administration and jurisdiction in and over the Territory as if it were an integral part of Australia, and will be entitled to apply to the Territory, subject to such modifications as it deems desirable, such laws of the Commonwealth of Australia as it deems appropriate to the needs and conditions of the Territory.

APPENDIX XXIII.—*continued.*2. TRUSTEESHIP AGREEMENT FOR THE TERRITORY OF NEW GUINEA—*continued.**Article 5.*

It is agreed that the Administering Authority, in the exercise of its powers under Article 4 will be at liberty to bring the Territory into a customs, fiscal or administrative union or federation with other dependent territories under its jurisdiction or control, and to establish common services between the Territory and any or all of these territories, if in its opinion it would be in the interests of the Territory and not inconsistent with the basic objectives of the trusteeship system to do so.

*Article 6.*

The Administering Authority further undertakes to apply in the Territory the provisions of such international agreements and such recommendations of the specialized agencies referred to in Article 57 of the Charter as are, in the opinion of the Administering Authority, suited to the needs and conditions of the Territory and conducive to the achievement of the basic objectives of the trusteeship system.

*Article 7.*

The Administering Authority may take all measures in the Territory which it considers desirable to provide for the defence of the Territory and for maintenance of international peace and security.

*Article 8.*

The Administering Authority undertakes that in the discharge of its obligations under Article 3 of this agreement:

1. It will co-operate with the Trusteeship Council in the discharge of all the Council's functions under Articles 87 and 88 of the Charter.
2. It will, in accordance with its established policy:
  - (a) take into consideration the customs and usages of the inhabitants of New Guinea and respect the rights and safeguard the interests, both present and future, of the indigenous inhabitants of the Territory, and in particular ensure that no rights over native land in favour of any person not an indigenous inhabitant of New Guinea may be created or transferred except with the consent of the competent public authority;
  - (b) promote, as may be appropriate to the circumstances of the Territory, the educational and cultural advancement of the inhabitants;
  - (c) assure to the inhabitants of the Territory, as may be appropriate to the particular circumstances of the Territory and its peoples, a progressively increasing share in the administrative and other services of the Territory;
  - (d) guarantee to the inhabitants of the Territory, subject only to the requirements of public order, freedom of speech, of the press, of assembly and of petition, freedom of conscience and worship and freedom of religious teaching.



## APPENDIX XXIV.

## CLIMATIC CONDITIONS.

Place.	Month.	Maximum Temperature. (° F.)	Minimum Temperature. (° F.)	9 a.m. Humidity. (%)	Rainfall Points (100 Points = One Inch).	Rain Days.
Lae .. ..	1961—					
	July .. ..	82.4	71.7	89	1,341	25
	August .. ..	80.9	71.5	89	2,868	26
	September .. ..	83.0	70.5	81	2,184	17
	October .. ..	85.2	72.4	80	1,624	21
	November .. ..	87.1	73.2	75	968	18
	December .. ..	87.0	73.9	77	1,028	23
	1962—					
	January .. ..	89.6	74.6	75	627	12
	February .. ..	88.9	74.1	75	1,003	23
	March .. ..	86.8	73.4	81	1,556	21
	April .. ..	85.4	74.2	84	1,512	26
	May.. ..	85.1	74.1	85	1,750	19
	June.. ..	83.0	71.9	84	1,432	23
Madang .. ..	1961—					
	July .. ..	84.6	72.2	89	723	19
	August .. ..	84.1	73.6	87	796	18
	September .. ..	84.6	72.2	87	646	14
	October .. ..	85.1	72.1	87	1,388	18
	November .. ..	86.9	73.0	85	1,212	21
	December .. ..	86.4	74.0	85	712	16
	1962—					
	January .. ..	87.8	73.8	86	504	17
	February .. ..	86.3	74.0	85	480	22
	March .. ..	86.7	73.2	86	1,150	17
	April .. ..	84.1	73.3	88	1,707	21
	May.. ..	85.9	73.7	87	1,641	20
	June.. ..	85.7	72.4	88	808	20
Rabaul .. ..	1961—					
	July .. ..	86.4	73.2	79	497	17
	August .. ..	86.0	73.4	79	878	20
	September .. ..	86.6	73.6	75	721	16
	October .. ..	86.7	73.4	83	698	16
	November .. ..	87.9	72.9	72	754	13
	December .. ..	88.2	73.4	75	520	13
	1962—					
	January .. ..	91.0	73.8	73	216	9
	February .. ..	89.7	74.4	80	868	19
	March .. ..	88.6	73.6	79	894	17
	April .. ..	87.6	74.4	79	932	18
	May.. ..	87.5	74.7	79	263	18
	June.. ..	86.9	73.7	79	803	8

## APPENDIX XXV.

## RELIGIOUS MISSIONS.

## 1. MISSIONS OPERATING AT 30TH JUNE, 1962: BY DENOMINATION.

Denomination.	Districts of Operation.	Number of Missions.	Number of Non-Indigenous Missionaries.	Number of Adherents Claimed.
Assemblies of God in Australia ..	Sepik .. .. .	1	34	10,750
Baptist .. .. .	Western Highlands, Sepik .. ..	1	30	5,000
Christian Missions in Many Lands ..	Sepik .. .. .	1	49	5,810
Church of England .. .. .	Eastern and Western Highlands, Madang, Morobe and New Britain	1	27	9,000
Lutheran.. .. .	Eastern and Western Highlands, Madang and Morobe	3	422	289,254
Methodist .. .. .	New Britain, New Ireland and Bougainville	2	53	64,328
New Tribes Mission (New Guinea) Incorporated	Eastern Highlands and Morobe ..	1	35	2,500
Roman Catholic .. .. .	All districts .. .. .	8	799	334,085
Seventh Day Adventists .. .. .	All districts .. .. .	2	156	32,080
South Sea Evangelical Mission Limited	Sepik .. .. .	1	21	2,650
Swiss Evangelical Brotherhood Mission	Eastern and Western Highlands ..	1	22	4,000
Other Denominations .. .. .	Eastern and Western Highlands, Madang, Manus, Morobe and Sepik	12	85	12,837
		34	1,733	772,294

NOTE.—The estimates of the number of adherents are compiled from information furnished by each mission.

## APPENDIX XXV.—continued.

## 2. MISSIONS OPERATING IN THE TERRITORY AT 30TH JUNE, 1962.

Name of Mission.	Headquarters in the Territory.	Districts of Operation.	Number of Non-indigenous Missionaries.	Estimated Number of Adherents.
Apostolic Church Mission ..	Laiagam ..	Western Highlands ..	15	2,000
Assemblies of God in Australia— New Guinea Mission	Maprik ..	Sepik ..	34	10,750
Australian Baptist Foreign Mission Incorporated	Baiyer River ..	Western Highlands, Sepik ..	30	5,000
Australian Lutheran Mission ..	Rooke Island ..	Morobe ..	17	10,500
Bismarck-Solomons Union of Seventh Day Adventists	Rabaul ..	Manus, New Britain, New Ireland, Bougainville	74	9,000
Catholic Mission of the Divine Word	Wewak ..	Sepik ..	124	60,000
Catholic Mission of the Divine Word	Goroka ..	Eastern Highlands ..	47	36,000
Catholic Mission of the Holy Ghost	Alexishafen ..	Madang ..	135	42,000
Catholic Mission of the Holy Trinity	Mount Hagen	Western Highlands ..	60	34,000
Catholic Mission of the Most Sacred Heart of Jesus	Vunapope ..	New Britain ..	217	67,000
Catholic Mission of the Most Sacred Heart of Jesus	Kavieng ..	Manus, New Britain, New Ireland	48	25,100
Christian Missions in Many Lands ..	Lumi ..	Sepik ..	49	5,810
Church of Christ Mission ..	Tung via Madang	Madang ..	15	1,300
Church of the Nazarene ..	Banz ..	Western Highlands ..	5	1,600
Coral Sea Union of Seventh Day Adventists	Lae ..	Morobe, Madang, Sepik, Eastern and Western Highlands	82	23,080
East and West Indies Bible Mission ..	Mount Hagen	Western Highlands ..	6	700
Evangelical Lutheran Mission ..	Lorengau ..	Manus ..	8	1,357
Faith Mission ..	Goroka ..	Eastern Highlands ..	13	800
Four Square Gospel Mission (America)	Goroka ..	Eastern Highlands ..	5	3,000
Four Square Gospel Mission (Australia)	Goroka ..	Eastern Highlands ..	4	600
Franciscan Mission ..	Aitape ..	Sepik ..	55	26,000
Kwato Extension Association Incorporated	Kwato (Papua)	Eastern Highlands ..	..	200
Lutheran Mission (Missouri Synod)	Wabag ..	Western Highlands ..	52	30,000
Lutheran Mission (New Guinea) ..	Lae ..	Eastern and Western Highlands, Morobe and Madang	353	248,754
Marist Mission Society ..	Tsiroge ..	Bougainville ..	113	43,985
Methodist Mission Society of New Zealand	Skotolan ..	Bougainville ..	20	9,083
Methodist Overseas Mission (New Guinea District)	Rabaul ..	New Britain, New Ireland ..	33	55,245
New Guinea Anglican Mission ..	Dogura (Papua)	Madang, New Britain, Eastern and Western Highlands, Morobe	27	9,000
New Guinea Gospel Mission ..	Wewak ..	Sepik ..	5	..
New Tribes Mission (New Guinea) Incorporated	Goroka ..	Eastern Highlands ..	35	2,500
Salvation Army ..	Port Moresby (Papua)	Eastern Highlands, Morobe ..	7	480
Sola Fide Mission ..	Wewak ..	Sepik ..	2	800
South Seas Evangelical Mission Ltd.	Maprik ..	Sepik ..	21	2,650
Swiss Evangelical Brotherhood Mission	Minj ..	Eastern and Western Highlands ..	22	4,000
Total ..	..	..	1,733	772,294

NOTE.—The estimates of number of adherents are compiled from information furnished by each mission.

APPENDIX XXV.—*continued.*

## 3. NATIONALITIES OF NON-INDIGENOUS MISSIONARIES AT 30TH JUNE, 1962.

Nationality.	Males.	Females.	Persons.
British (including Australian citizens) .. .. .	393	437	830
Austrian .. .. .	11	12	23
Czechoslovakian .. .. .	1	1	2
Dutch .. .. .	28	25	53
French .. .. .	3	9	12
German .. .. .	198	126	324
Guatemalan .. .. .	..	1	1
Hungarian .. .. .	2	1	3
Irish .. .. .	18	7	25
Italian .. .. .	2	1	3
Swiss .. .. .	15	13	28
United States of America .. .. .	213	165	378
Other .. .. .	47	4	51
<b>Total .. .. .</b>	<b>931</b>	<b>802</b>	<b>1,733</b>

## 4. MEDICAL AND EDUCATIONAL ACTIVITIES OF MISSIONS: SUMMARY OF EXPENDITURE DURING THE YEAR ENDED 30TH JUNE, 1962.

Particulars.	Medical Expenditure.	Educational Expenditure.
Grant-in-aid by Administration .. .. .	181,680	238,340
Ascertainable expenditure from own funds .. .. .	285,680	595,893
<b>Total .. .. .</b>	<b>467,360</b>	<b>834,233</b>

## APPENDIX XXVI.

## INDEX:—TRUSTEESHIP COUNCIL QUESTIONNAIRE.

REFERENCES ARE TO QUESTIONS IN THE QUESTIONNAIRE OF THE TRUSTEESHIP COUNCIL (DOCUMENT T/1010) AND TO QUESTIONS ADDED AT THE TWENTY-SECOND SESSION OF THE COUNCIL (DOCUMENT T/1010/ADD.1). THE LATTER HAVE BEEN INDICATED BY THE LETTERS "a" AND "b".

Question.	Page.	Question.	Page.	Question.	Page.	Question.	Page.
1 .. ..	11-14	45 .. ..	51-53	94 .. ..	106-107	144 .. ..	132
2 .. ..	15-19	46 .. ..	53-54	95 .. ..	106	145 .. ..	132
3 .. ..	14-15	47 .. ..	54	96 .. ..	106	146 .. ..	132
4 .. ..	19-21	48 .. ..	54	97 .. ..	107-108	147 .. ..	132-134
5 .. ..	21	49 .. ..	55	98 .. ..	108-119	148 .. ..	134-135
6 .. ..	21	50 .. ..	55-61	98a .. ..	118	149 .. ..	135
7 .. ..	21	51 .. ..	61-62	99 .. ..	119	150 .. ..	135-136
8 .. ..	21	52 .. ..	62-63	100 .. ..	109-111	151 .. ..	136-137
9 .. ..	21	53 .. ..	63	101 .. ..	111	152 .. ..	137-138
10 .. ..	21-22	54 .. ..	63	102 .. ..	118-119	153 .. ..	138-139
11 .. ..	22	55 .. ..	63-68	103 .. ..	118	154 .. ..	139-140
11a .. ..	22	56 .. ..	63	103a .. ..	118	155 .. ..	140
12 .. ..	22-24	57 .. ..	63-66	104 .. ..	118	156 .. ..	140
13 .. ..	24	57a .. ..	66-68	105 .. ..	264	157 .. ..	140-141
14 .. ..	24-27, 44	58 .. ..	68-76	106 .. ..	119		107-108,
15 .. ..	24	58a .. ..	76-79	107 .. ..	119	157a .. ..	141,
16 .. ..	212	59 .. ..	79	108 .. ..	119		149-150
17 .. ..	27	60 .. ..	79-80	108a .. ..	119	158 .. ..	141
18 .. ..	27	61 .. ..	80	109 .. ..	119-120	159 .. ..	141-142
19 .. ..	27-29	62 .. ..	80-82	110 .. ..	119-120	160 .. ..	142
20 .. ..	29	63 .. ..	83-84	111 .. ..	120	161 .. ..	142-143
20a .. ..	30	64 .. ..	84-85	112 .. ..	120	162 .. ..	143
21 .. ..	30-34	65 .. ..	85-88	113 .. ..	121	163 .. ..	143-144
22 .. ..	34-39	66 .. ..	86-88	114 .. ..	121	164 .. ..	144
22a .. ..	34-39	66a .. ..		88	115 .. ..	121	164a .. ..
22b .. ..	173-212	67 .. ..	89-90	116 .. ..	121	165 .. ..	144-145
23 .. ..	39-40	68 .. ..	90-91	117 .. ..	122-125	166 .. ..	144-145
24 .. ..	41	69 .. ..	91-92	118 .. ..	125	167 .. ..	145
25 .. ..	41-42	70 .. ..	91-92	119 .. ..	123-124	168 .. ..	145
26 .. ..	42	71 .. ..	92	120 .. ..	122	169 .. ..	145-146
27 .. ..	42-43	72 .. ..	92	121 .. ..	122	170 .. ..	146
28 .. ..	43-44	73 .. ..		92	122 .. ..	122	171 .. ..
28a .. ..	44	73a .. ..	92-93	123 .. ..	126	172 .. ..	147-149
29 .. ..	31-32, 44-46	74 .. ..	93-100	124 .. ..	126	173 .. ..	149
30 .. ..		45	75 .. ..	95-96	125 .. ..	126-127	174 .. ..
31 .. ..	45	76 .. ..	100	126 .. ..	127	175 .. ..	150
32 .. ..	45-46	77 .. ..	100-101	127 .. ..	127	176 .. ..	150-151
33 .. ..	45-46	78 .. ..	102	128 .. ..	127	177 .. ..	151
34 .. ..	46	79 .. ..	102	129 .. ..	127	178 .. ..	152
35 .. ..	46-48	80 .. ..	102	130 .. ..	127	179 .. ..	152
35a .. ..	47-48	81 .. ..	102-103	131 .. ..	127-129	180 .. ..	152
36 .. ..	47, 48	82 .. ..	102	132 .. ..	129	181 .. ..	152-153
37 .. ..	48	83 .. ..	103	133 .. ..	129-130	182 .. ..	153
37a .. ..	48	84 .. ..	103	134 .. ..	129-130	183 .. ..	153
38 .. ..	48-49	85 .. ..	103-104	135 .. ..	129-130	184 .. ..	153
38a .. ..	48	86 .. ..	15-19, 104	136 .. ..	130	185 .. ..	153
39 .. ..	48-49	87 .. ..	104	137 .. ..	130	186 .. ..	..
40 .. ..	48-49	88 .. ..	104	138 .. ..	130	187 .. ..	153
41 .. ..	49	89 .. ..	104-105	139 .. ..	130	188 .. ..	153
42 .. ..	49-51	90 .. ..	105-106	140 .. ..	130-131	189 .. ..	153-156
43 .. ..	51	91 .. ..	106	141 .. ..	131	190 .. ..	157
44 .. ..	51	92 .. ..	106	142 .. ..	131-132		
		93 .. ..	106	143 .. ..	132		