

UNITED NATIONS  
TRUSTEESHIP  
COUNCIL



Distr.  
GENERAL

T/1326  
3 June 1957

ORIGINAL: ENGLISH/FRENCH

---

REPORT OF THE COMMONWEALTH OF AUSTRALIA ON THE ADMINISTRATION OF  
THE TERRITORY OF NEW GUINEA FOR THE PERIOD FROM 1 JULY 1955 TO  
30 JUNE 1956

Note by the Secretary-General

The Secretary-General has the honour to transmit to each member of the Trusteeship Council one copy of the report of the Commonwealth of Australia on the administration of the Territory of New Guinea for the period from 1 July 1955 to 30 June 1956.<sup>1/</sup>

Forty-three copies of the report were received by the Secretary-General on 3 June 1957.

---

RAPPORT DU COMMONWEALTH D'AUSTRALIE SUR L'ADMINISTRATION  
DU TERRITOIRE DE LA NOUVELLE-GUINEE POUR LA PERIODE DU  
PREMIER JUILLET 1955 AU 30 JUIN 1956

Note du Secrétaire général

Le Secrétaire général a l'honneur de transmettre à chacun des membres du Conseil de tutelle un exemplaire du rapport du Commonwealth d'Australie sur l'administration du Territoire de la Nouvelle-Guinée pour la période du 1er juillet 1955 au 30 juin 1956.<sup>1/</sup>

Quarante-trois exemplaires de ce rapport sont parvenus au Secrétaire général le 3 juin 1957.

---

<sup>1/</sup> Commonwealth of Australia. Report to the General Assembly of the United Nations on the administration of the Territory of New Guinea from 1st July, 1955, to 30th June, 1956. A.J. Arthur, Commonwealth Government Printer, Canberra.

-----



1956

---


**TERRITORY OF  
NEW GUINEA**

---

**REPORT FOR  
1955-1956**







A view of the Sepik River, the largest in New Guinea. This photograph, taken 250 miles from the mouth of the river, gives an idea of its size.

1956.

---

COMMONWEALTH OF AUSTRALIA.

---

REPORT

TO

THE GENERAL ASSEMBLY OF THE UNITED  
NATIONS

ON THE

ADMINISTRATION OF THE  
TERRITORY OF NEW GUINEA

From 1st July, 1955, to 30th June, 1956.

---

(SUBMITTED IN CONFORMITY WITH ARTICLE 88 OF THE CHARTER OF THE UNITED NATIONS  
AND ON THE BASIS OF THE QUESTIONNAIRE APPROVED BY THE TRUSTEESHIP COUNCIL  
ON 6th JUNE, 1952.)

By Authority :

A. J. ARTHUR, Commonwealth Government Printer, Canberra.  
(Printed in Australia.)



## TABLE OF CONTENTS.

	PAGE.
<b>PART I.—INTRODUCTORY DESCRIPTIVE SECTION—</b>	
General Description of the Territory .. .. .	11
Ethnic, Linguistic, Religious and Social Structure .. .. .	14
Historical Survey .. .. .	17
<b>PART II.—STATUS OF THE TERRITORY AND ITS INHABITANTS—</b>	
Status of the Territory .. .. .	18
Status of the Inhabitants .. .. .	19
<b>PART III.—INTERNATIONAL AND REGIONAL RELATIONS..</b>	19
<b>PART IV.—INTERNATIONAL PEACE AND SECURITY: MAINTENANCE OF LAW AND ORDER—</b>	
Police Force .. .. .	19
Public Order .. .. .	21
<b>PART V.—POLITICAL ADVANCEMENT—</b>	
Chapter 1.—General Political Structure .. .. .	21
Policy and Developmental Plans .. .. .	21
Chapter 2.—Territorial Government—	
Structure .. .. .	23
Chief Administrative Officer .. .. .	23
Heads of Departments .. .. .	23
Legislative Councils or Organs .. .. .	23
The Legislative Council .. .. .	23
The Administrator in Council .. .. .	24
The Administrator .. .. .	24
Executive and Advisory Organs .. .. .	24
District Administration .. .. .	24
Classification of Areas .. .. .	25
Patrols .. .. .	25
Attacks on Administration Patrols .. .. .	25
Chapter 3.—Local Government—	
Native Local Government Councils .. .. .	25
District and Town Advisory Councils .. .. .	31
Chapter 4.—The Public Service—	
Organization .. .. .	31
Auxiliary Division .. .. .	32
Recruitment .. .. .	32
Training .. .. .	32
Chapter 5.—Suffrage .. .. .	33
Chapter 6.—Political Organizations .. .. .	33
Chapter 7.—The Judiciary—	
Types of Courts .. .. .	33
Appeals .. .. .	34
Official Language .. .. .	34
Constitution of the Courts .. .. .	34
Judicial Appointments .. .. .	34
Fees .. .. .	34
Legal Aid .. .. .	35
Methods of Trial .. .. .	35
Equality of Treatment before the Law .. .. .	35
Penalties .. .. .	35
Chapter 8.—Legal System—	
General .. .. .	36
Native Law and Custom .. .. .	36
<b>PART VI.—ECONOMIC ADVANCEMENT—</b>	
Section 1.—Finance of the Territory—	
Chapter 1.—Public Finance .. .. .	36
Chapter 2.—Taxation.. .. .	37
Section 2.—Money and Banking .. .. .	38
Section 3.—Economy of the Territory—	
Chapter 1.—General—	
General Situation .. .. .	38
National Income .. .. .	40
Non-Governmental Organizations .. .. .	40
Chapter 2.—Policy and Planning—	
General .. .. .	40
Administrative Organization for Economic Development .. .. .	41
Programmes of Economic Development .. .. .	41
Credit Assistance for Economic Development .. .. .	42
Chapter 3.—Investments .. .. .	42
Chapter 4.—Economic Equality .. .. .	42
Chapter 5.—Private Indebtedness .. .. .	42



TABLE OF CONTENTS—*continued.*

PART VI.—ECONOMIC ADVANCEMENT— <i>continued.</i>	PAGE.
Section 4.—Economic Resources, Activities and Services—	
Chapter 1.—General—	
Policy and Legislation .. .. .	43
Production, Distribution and Marketing .. .. .	43
Stabilization .. .. .	44
Private Corporations and Organizations .. .. .	44
Monopolies .. .. .	45
Co-operatives .. .. .	45
Rural Progress Societies .. .. .	46
Chapter 2.—Commerce and Trade—	
General .. .. .	46
External Trade .. .. .	46
Chapter 3.—Land and Agriculture—	
(a) Land Tenure—	
Classification of Land .. .. .	48
Native-owned Land .. .. .	48
Freehold Land .. .. .	49
Administration Land .. .. .	49
Ownerless Land .. .. .	50
Registration of Titles .. .. .	50
Acquisition or Resumption of Land .. .. .	50
(b) Agricultural Products—	
Principal Types and Methods of Agriculture .. .. .	50
Cultivation Methods and Techniques of the Indigenes .. .. .	50
Evaluation of Territory Agriculture .. .. .	52
Development Plans for Indigenous Agriculture .. .. .	56
Survey Work .. .. .	57
Agricultural Research .. .. .	57
Agricultural Extension .. .. .	60
Indigenous Participation in Agricultural Administration .. .. .	63
Major Changes in Acreage and Production .. .. .	63
Adequacy of Food Supplies for the Indigenous People .. .. .	64
Control of Production by Indigenes .. .. .	64
General .. .. .	64
(c) Water Resources .. .. .	64
Chapter 4.—Livestock—	
Principal Types .. .. .	64
Administrative Organization .. .. .	64
Quality and Quantity of Stock .. .. .	65
Research .. .. .	65
Control of Pests and Diseases .. .. .	65
Livestock Industry .. .. .	65
Disposal of Products .. .. .	65
Hallstrom Livestock and Fauna (Papua and New Guinea) Trust .. .. .	65
Chapter 5.—Fisheries .. .. .	66
Chapter 6.—Forests—	
History of Utilization .. .. .	66
Forest Policy .. .. .	67
Legislation .. .. .	67
Attitude of Indigenous Inhabitants .. .. .	67
Forest Service .. .. .	67
Recruitment and Training .. .. .	67
Silviculture .. .. .	68
Nurseries .. .. .	68
Regeneration Treatment of Natural Forest .. .. .	69
Research .. .. .	69
Protection .. .. .	69
Utilization .. .. .	69
Sawmills .. .. .	69
Value of Production .. .. .	70
Surveys .. .. .	70
Timber and Land Acquisitions .. .. .	70
Forest Botany .. .. .	70
Visitors .. .. .	70
Chapter 7.—Mineral Resources—	
Production .. .. .	71
Policy and Legislation .. .. .	71
Duration of Mineral Resources .. .. .	72

TABLE OF CONTENTS—*continued.*

PART VI.—ECONOMIC ADVANCEMENT— <i>continued.</i>	PAGE.
Chapter 8.—Industries—	
Manufacturing Industry .. .. .	72
Local Handicraft and Cottage Industry .. .. .	72
Food Industry .. .. .	72
Tourist Industry .. .. .	72
Principal Markets .. .. .	72
Industrial Development .. .. .	73
Industrial Licensing .. .. .	73
Fuel and Power Facilities .. .. .	73
Chapter 9.—Transport and Communications—	
Postal Services .. .. .	73
Telephone and Radio Telephone Services .. .. .	74
Planned Development .. .. .	75
Radio Broadcasting Services .. .. .	75
Roads .. .. .	75
Road Transport and Railway Services .. .. .	75
Air Transport Services .. .. .	75
Meteorological Services .. .. .	76
Shipping Services .. .. .	76
Transport Connections with Interior and Inland Waterways .. .. .	77
Main Ports and Facilities .. .. .	77
Distinctions in Use, Ownership, &c. .. .. .	77
Chapter 10.—Public Works .. .. .	77
PART VII.—SOCIAL ADVANCEMENT—	
Chapter 1.—General Social Conditions—	
Social and Religious Background and Customs of the Indigenous Inhabitants .. .. .	78
Non-Governmental Organizations .. .. .	78
Chapter 2.—Human Rights and Fundamental Freedoms—	
General .. .. .	78
Slavery .. .. .	78
Right of petition .. .. .	78
Restrictions .. .. .	78
Freedom of the Press .. .. .	78
Indigenous Religions .. .. .	79
Missionary Activities .. .. .	79
Adoption of Children .. .. .	79
Immigration .. .. .	79
Chapter 3.—Status of Women—	
General .. .. .	79
Legal Capacity .. .. .	80
Public Offices .. .. .	80
Employment .. .. .	80
Marriage Customs, &c. .. .. .	80
Women's Organizations .. .. .	80
Chapter 4.—Labour—	
General Situation .. .. .	81
Opportunities for Employment .. .. .	81
Labour Legislation and Regulations .. .. .	81
Training of Skilled and Other Workers .. .. .	81
Migration of Workers .. .. .	81
Recruitment from Outside the Territory .. .. .	82
Compulsory Labour .. .. .	82
Indebtedness .. .. .	82
Application of I.L.O. Conventions .. .. .	82
Remuneration .. .. .	82
Housing and Sanitary Conditions at Places of Employment .. .. .	82
Discrimination and Equal Remuneration .. .. .	82
Medical Inspection and Treatment .. .. .	82
Workers' Compensation .. .. .	83
Employment of Women and Juveniles .. .. .	83
Underground and Night Work .. .. .	83
Freedom of Movement of Persons to Neighbouring Territories for Employment Purposes .. .. .	83
Industrial Homework .. .. .	83
Industrial Safety .. .. .	83
Organization of the Department Responsible for the Administration of Labour Laws .. .. .	83
Trade Unions .. .. .	83
Settlement of Labour Disputes .. .. .	83

TABLE OF CONTENTS—*continued.*

PART VII.—SOCIAL ADVANCEMENT— <i>continued.</i>		PAGE.
Chapter 5.—Social Security and Welfare Services .. .. .		83
Chapter 6.—Standards of Living .. .. .		84
Chapter 7.—Public Health—		
(a) General; Organization—		
Legislation .. .. .		84
Departmental Organization .. .. .		84
Staff .. .. .		84
Medical Services outside the Administration .. .. .		84
Co-operation with other Governments and International Organizations .. .. .		84
Finance .. .. .		85
(b) Medical Facilities—		
Hospitals .. .. .		85
Medical Aid Posts (Village Dispensaries) .. .. .		85
Medical Patrols .. .. .		85
Specialist Units .. .. .		85
(c) Environmental Sanitation—		
Removal and Treatment of Waste Matter .. .. .		86
Water Supplies .. .. .		86
Food Inspection .. .. .		86
Control of Pests Dangerous to Health .. .. .		86
(d) Prevalence of Diseases—		
Principal Diseases .. .. .		86
Principal Causes of Death .. .. .		87
Important Case Mortality Rates in Percentages .. .. .		87
Vital Statistics .. .. .		87
European and Asian Health .. .. .		87
(e) Preventive Measures—		
Vaccination .. .. .		87
Control of Infectious and Contagious Diseases .. .. .		87
(f) Training and Health Education .. .. .		88
(g) Nutrition .. .. .		88
Chapter 8.—Narcotic Drugs .. .. .		89
Chapter 9.—Drugs .. .. .		90
Chapter 10.—Alcohol and Spirits—		
Legislation .. .. .		90
Import Duties .. .. .		90
Chapter 11.—Housing and Town and Country Planning—		
Legislation .. .. .		90
Housing Conditions .. .. .		90
Town Planning .. .. .		91
Chapter 12.—Prostitution .. .. .		91
Chapter 13.—Penal Organization—		
Factors Responsible for Crime .. .. .		91
Departmental Organization .. .. .		91
Conditions of Prison Labour .. .. .		91
Prison Legislation .. .. .		92
Prison Conditions .. .. .		92
Prison Reform .. .. .		92
Juvenile Delinquency .. .. .		92
PART VIII.—EDUCATIONAL ADVANCEMENT—		
Chapter 1.—General Educational System—		
Legislation .. .. .		93
General Policy .. .. .		93
Plans and Programmes .. .. .		94
Departmental Organization .. .. .		95
Inspection of Schools .. .. .		95
Non-Government Schools .. .. .		95
Basis of Establishment of Schools .. .. .		96
Religious Instruction .. .. .		97
Information about the United Nations .. .. .		97
Compulsory Education .. .. .		97
School Fees .. .. .		97
Girls' Education .. .. .		97
Scholarships .. .. .		97
School Buildings .. .. .		97
Text Books .. .. .		98
Libraries .. .. .		98
Youth Organizations .. .. .		98

TABLE OF CONTENTS—*continued.*

PART	VIII.—EDUCATIONAL ADVANCEMENT— <i>continued.</i>	PAGE.
	Chapter 2.—Primary Schools—	
	Structure and Organization .. .. .	98
	Policy .. .. .	98
	Curriculum .. .. .	99
	Age of Pupils, Attendance and Educational Wastage	99
	Community Sponsored Schools .. .. .	99
	Chapter 3.—Post-Primary Schools—	
	Policy .. .. .	99
	Curriculum .. .. .	99
	Attendance at Post-Primary Schools .. .. .	100
	Chapter 4.—Institutions of Higher Education .. .. .	100
	Chapter 5.—Other Schools .. .. .	100
	Chapter 6.—Teachers—	
	Administration Teachers .. .. .	100
	Indigenous Teachers .. .. .	100
	In-Service Training .. .. .	102
	Educational Tours in Australia .. .. .	102
	Mission Teachers .. .. .	102
	Salaries .. .. .	102
	Chapter 7.—Adult and Community Education—	
	Extent of Illiteracy .. .. .	103
	Adult Education .. .. .	103
	Chapter 8.—Culture and Research—	
	Research .. .. .	103
	Indigenous Arts and Culture .. .. .	103
	Antiquities .. .. .	104
	Museums, Parks, &c. .. .. .	104
	Languages .. .. .	104
	Supply of Literature .. .. .	104
	Public Libraries .. .. .	104
	Theatres and Cinemas .. .. .	104
PART	IX.—PUBLICATIONS .. .. .	104
PART	X.—RESOLUTIONS AND RECOMMENDATIONS OF THE GENERAL ASSEMBLY AND THE TRUSTEESHIP COUNCIL .. .. .	104
PART	XI.—SUMMARY AND CONCLUSIONS .. .. .	110

## STATISTICAL APPENDICES.

	PAGE.
STATISTICAL APPENDICES—	
Statistical Organization Conversion Table .. .. .	112
STATISTICAL SUMMARY .. .. .	112
STATISTICAL SUMMARY .. .. .	113
APPENDIX I.—POPULATION—	
Table 1.—Enumerated and Estimated Indigenous Population at 30th June, 1956 .. .. .	118
2.—Non-Indigenous Population: Racial Distribution at 30th June, 1954 to 1956 .. .. .	119
3.—Particulars of Births, Deaths and Marriages of Non-Indigenous Population during the year ended 30th June, 1956 .. .. .	119
4.—Non-Indigenous Population: Immigration and Emigration during the year ended 30th June, 1956 .. .. .	120
APPENDIX II.—ADMINISTRATIVE STRUCTURE OF GOVERNMENT—	
Table 1.—Public Service of Papua and New Guinea: Positions filled at 30th June, 1956 .. .. .	121
2.—Organization Chart .. .. .	.. facing 124
3.—Public Service of Papua and New Guinea: Classified Positions and Salaries at 30th June, 1956 .. .. .	124
4.—European Staff: Number by Department and District of Employment at 30th June, 1956 .. .. .	139
5.—Patrols conducted by Field Staff and Inspection Visits by District Officers during the year ended 30th June, 1956 .. .. .	139
6.—Areas under Administration Control or Influence at 30th June, 1955 and 1956 .. .. .	140
7.—Number of Village Officials and Councillors at 30th June, 1956 .. .. .	140
8.—Native War Damage Compensation: Claims and Payments during 1955-56 and Total at 30th June, 1956 .. .. .	140
APPENDIX III.—JUSTICE—	
Table 1.—Cases tried before the Courts of the Territory during the period 1st July, 1955 to 30th June, 1956—	
(1) Supreme Court .. .. .	141
(2) District Courts .. .. .	143
(3) Courts for Native Affairs .. .. .	144
APPENDIX IV.—PUBLIC FINANCE—	
Table 1.—Revenue and Expenditure during the years 1951-52 to 1955-56 .. .. .	146
2.—Revenue during the years 1951-52 to 1955-56 .. .. .	146
3.—Expenditure out of Revenue during the years 1951-52 to 1955-56 .. .. .	147
APPENDIX V.—TAXATION .. .. .	148
APPENDIX VI.—MONEY AND BANKING .. .. .	148
APPENDIX VII.—COMMERCE AND TRADE—	
Table 1.—Value of Overseas Trade during the years 1951-52 to 1955-56 .. .. .	149
2.—Imports during the year ended 30th June, 1956: Value by Divisions and Sections (S.I.T.C.) and Ports of Entry .. .. .	149
3.—Imports during the year ended 30th June, 1956, by Division and Section (S.I.T.C.) showing Quantity and Value for Principal Commodities .. .. .	151
4.—Imports during the year ended 30th June, 1956, by Countries of Origin .. .. .	160
5.—Exports during the year ended 30th June, 1956: Quantity, Value and Destinations by Items .. .. .	161
6.—Direction of Exports during the year ended 30th June, 1956 .. .. .	163
7.—Value of Trade by Ports during the year ended 30th June, 1956 .. .. .	164
8.—Particulars of Incorporated and Trading Establishments and Enterprises operating in the Territory at 30th June, 1956 .. .. .	165
9.—Particulars of Companies Incorporated and Registered from 1st July, 1955 to 30th June, 1956 .. .. .	165
APPENDIX VIII.—AGRICULTURE—	
Table 1.—Land Tenure at 30th June, 1956 .. .. .	166
2.—Land held under Lease at 30th June, 1956 .. .. .	166
3.—Leases granted during 1955-56 by Classes and Districts .. .. .	166
4.—Holdings of Alienated Land of 1 acre or more used for Agricultural or Pastoral Purposes, by District, at 31st March, 1956 .. .. .	167
5.—Principal Commercial Crops showing Holdings, Area under Crop and Production during the year ended 31st March, 1956 .. .. .	167
APPENDIX IX.—LIVESTOCK—	
Livestock on Holdings at 31st March, 1956 .. .. .	169
APPENDIX X.—FISHERIES .. .. .	169
APPENDIX XI.—FORESTS—	
Table 1.—Classification of Forest Areas .. .. .	170
2.—Silviculture: Operations to 30th June, 1955 and 1956 .. .. .	170
3.—Permits and Licences issued for the Harvesting of Timber effective at 30th June, 1956 .. .. .	170
4.—Annual Timber Yield for years 1951-52 to 1955-56 .. .. .	171
5.—Number of Persons employed in Sawmilling and related Forestry Activities at 30th June, 1955 and 1956 .. .. .	171
6.—Sawn Timber (or its equivalent) Production for years 1951-52 to 1955-56 .. .. .	171

## STATISTICAL APPENDICES—continued.

		PAGE.
APPENDIX	<b>XII.—MINERAL RESERVES—</b>	
	Table 1.—Mineral Areas held at 30th June, 1956 .. .. .	172
	2.—Number of Mines according to Principal Mineral Extracted and Ownership at 30th June, 1956 .. .. .	172
	3.—Quantity and Value of Minerals Produced during the years 1951–52 to 1955–56 .. .. .	172
	4.—Exclusive Prospecting Licences and Oil Prospecting Permits held at 30th June, 1956 .. .. .	173
	5.—Number of Workers employed in the Mining Industry—Daily Working Average 1955–56 .. .. .	173
APPENDIX	<b>XIII.—INDUSTRIAL PRODUCTION—</b>	
	Table 1.—Manufacturing Industry: Year ended 30th June, 1955 .. .. .	174
	2.—Generation of Electric Energy: Installed Capacity and Production .. .. .	174
APPENDIX	<b>XIV.—CO-OPERATIVES—</b>	
	Table 1.—Details of Co-operative Societies for each of the years ended 31st March, 1952 to 1956 .. .. .	175
	2.—Co-operative Societies Showing Members, Capital and Turnover for year ended 31st March, 1956 .. .. .	175
	3.—Primary Organizations: Activity in each District during year ended 31st March, 1956 .. .. .	176
	4.—Secondary Organizations: Activity in each District during year ended 31st March, 1956 .. .. .	176
APPENDIX	<b>XV.—TRANSPORT AND COMMUNICATIONS—</b>	
	Table 1.—Vehicular Roads and Bridle Paths .. .. .	177
	2.—Postal Articles handled during the year ended 30th June, 1956 .. .. .	177
	3.—Money Order Transactions during the years ended 30th June, 1955 and 1956 .. .. .	177
	4.—Telephone Services 1955–56 .. .. .	178
	5.—Telegraph Services: Number of Telegraph Stations and Messages handled during the years ended 30th June, 1955 and 1956 .. .. .	178
	6.—External and Internal Air and Air Mail Services .. .. .	178
	7.—Number of Passengers, Passenger Miles and Freight Ton Miles flown by Air Services operating to or from Extra-Territorial Terminals during the year ended 30th June, 1956 .. .. .	179
	8.—Schedule of Aerodromes and Alighting Areas .. .. .	180
	9.—Map showing Airports, Principal Airfields and Air Services .. .. .	180
	10.—Overseas Vessels entered and cleared New Guinea Ports during the year ended 30th June, 1956 .. .. .	182
	11.—Tonnage of Overseas Cargo handled at New Guinea Ports during the year ended 30th June, 1956 .. .. .	182
	12.—Number of Vessels licensed under the <i>Shipping Ordinance</i> 1951–1952 at 30th June, 1956 .. .. .	183
APPENDIX	<b>XVI.—COST OF LIVING .. .. .</b>	184
APPENDIX	<b>XVII.—LABOUR—</b>	
	Table 1.—Composition of the Total Economically Active Indigenous Population classified for each Major Group of Industry at 31st March, 1956 .. .. .	185
	2.—Number of Indigenous Workers employed at 31st March, 1956 showing Sex, Marital Status and Age Groups .. .. .	186
	3.—Number of Privately Employed Agreement Workers employed at 31st March, 1956 showing Place of Recruitment .. .. .	187
	4.—Wages of Indigenous Employees, by Occupation, at 31st March, 1956 .. .. .	187
	5.—Number of Labour Inspections performed during the year ended 30th June, 1956 .. .. .	190
	6.—Number of Industrial Accidents which occurred during the year ended 30th June, 1956, showing Cause and Result .. .. .	190
	7.—Number of Cases where Compensation due to Industrial Accidents was paid during the year ended 30th June, 1956 .. .. .	192
	8.—Deaths of Workers in Employment showing Industries and Causes during the year ended 30th June, 1956 .. .. .	193
	9.—Prosecutions for Breaches of the <i>Native Labour Ordinance</i> 1950–1955 by Employers during the year ended 30th June, 1956 .. .. .	194
	10.—Prosecutions for Breaches of the <i>Native Labour Ordinance</i> 1950–1955 by Workers during the year ended 30th June, 1956 .. .. .	194
	11.—Details of Breaches of Native Employees' Agreements under the <i>Native Labour Ordinance</i> 1950–1955 by Workers and Employers during the year ended 30th June, 1956, resulting in Termination or Variation of Agreements .. .. .	195
	12.—Number of Complaints by Workers by Categories of Employment during the year ended 30th June, 1956 .. .. .	195
	13.—Number and Duration of Industrial Disputes which occurred during the year ended 30th June, 1956 .. .. .	195
APPENDIX	<b>XVIII.—SOCIAL SECURITY AND WELFARE SERVICES .. .. .</b>	196
APPENDIX	<b>XIX.—PUBLIC HEALTH—</b>	
	Table 1.—Medical Personnel: Official and Non-official at 30th June, 1956 .. .. .	196
	2.—Hospitals and Medical Centres at 30th June, 1956 .. .. .	196
	3.—Administration Hospitals by District, at 31st March, 1956, showing number of Beds Occupied and In-patients and Out-patients treated .. .. .	197
	4.—Number of In-patients treated in Administration Hospitals by Disease Group during the year ended 31st March, 1956 .. .. .	197
	5.—Number of Patients treated by Mission Hospitals during the year ended 30th June, 1956 .. .. .	198
	6.—Total Expenditure on Health during the year ended 30th June, 1956 .. .. .	199
APPENDIX	<b>XX.—HOUSING .. .. .</b>	200
APPENDIX	<b>XXI.—PENAL ORGANIZATION .. .. .</b>	200

STATISTICAL APPENDICES—*continued.*

	PAGE.
APPENDIX XXII.—EDUCATION—	
Table 1.—Administration and Mission Schools 1951–52 to 1955–56 .. .. .	200
2.—Administration Schools—Primary Education 1951–52 to 1955–56 .. .. .	201
3.—Administration Schools—Post-Primary and Higher Education 1951–52 to 1955–56 .. .. .	201
4.—Administration Schools at 30th June, 1956 .. .. .	202
5.—Administration Schools, by District, at 30th June, 1956 .. .. .	202
6.—Administration Schools—Non-Indigenous Pupils by Academic Level at 30th June, 1956 .. .. .	203
7.—Administration Schools—Indigenous Pupils by Academic Level at 30th June, 1956 .. .. .	203
8.—Administration Schools—Indigenous at 30th June, 1956 .. .. .	204
9.—Mission Schools at 30th June, 1956 .. .. .	207
10.—Missions Conducting Schools, at 30th June, 1956 .. .. .	207
11.—Pupils attending Mission Schools at 30th June, 1956 .. .. .	208
12.—Teachers in Mission Schools at 30th June, 1956 .. .. .	209
13.—Total Expenditure on Education during year ended 30th June, 1956 .. .. .	209
APPENDIX XXIII.—INTERNATIONAL TREATIES, CONVENTIONS AND AGREEMENTS .. .. .	210
APPENDIX XXIV.—CLIMATIC CONDITIONS .. .. .	211
APPENDIX XXV.—RELIGIOUS MISSIONS—	
Table 1.—Religious Missions operating in the Territory at 30th June, 1956 .. .. .	212
2.—Nationalities of Non-Indigenous Missionaries at 30th June, 1956 .. .. .	213
3.—Medical and Educational Activities of Missions: Summary of Expenditure during the year ended 30th June, 1956 .. .. .	213
APPENDIX XXVI.—INDEX .. .. .	214
MAP OF TERRITORY .. .. .	in pocket on back cover.

Department of Territories, Canberra, A.C.T.,  
December, 1956.

# THE TERRITORY OF NEW GUINEA.

## ANNUAL REPORT 1955-56.

### PART I.—INTRODUCTORY DESCRIPTIVE SECTION.

#### GENERAL DESCRIPTION OF THE TERRITORY.

##### AREA AND LOCATION.

The Trust Territory of New Guinea extends north to south from the Equator to eight degrees south latitude, a distance of 400 nautical miles; and west to east from 141 degrees east longitude (its boundary with Dutch New Guinea) to 160 degrees east longitude, a distance of 1,000 nautical miles. The land area of the Territory covers some 93,000 square miles and includes that part of the Island of New Guinea north of the Papuan and east of the Dutch New Guinea borders, the islands of the Bismarck Archipelago, of which New Britain, New Ireland and Manus are the largest, and the two northernmost islands of the Solomon Group, namely Buka and Bougainville.

##### TOPOGRAPHY.

*New Guinea Mainland.*—The central core of this zone is a massive cordillera which extends from one end of the island to the other, a distance of 1,500 miles. This cordillera is one of the great mountain systems of the world, reaching in several places a height of 15,000 feet. It represents an axis of Mesozoic and Tertiary mountain building situated in a zone of crustal weakness separating the relatively stable Australian continental mass from the Pacific Ocean. The western extension of this system of fold mountains merges with the island arc complex of the East Indies. To the south-east this zone continues marginal to the Pacific Ocean, but it is only sporadically represented by small island groups.

The highest peak in the Territory is Mount Wilhelm, 15,400 feet in the Bismarck Range. Despite the fact that the Main Ranges extend throughout the length of the island and form a complete divide between north and south flowing drainage, they do not consist of a single chain, but form a complex system of ranges separated in many cases by broad upland valleys. The principal units of this system in eastern New Guinea are the Star Mountains (extending across the Dutch New Guinea border), and the Hindenburg, Muller, Kubor, Schrader and Bismarck Ranges. Each of these reaches an altitude of 10,000 feet or more and each has an individual character which is largely in accordance with its geological structure. The width of the Main Range is not uniform, but varies from 50 miles at its narrowest part to 150 miles at its widest. In the wider portions of these highlands broad grass-covered valleys are developed. Some of these

valleys are fertile and generally enjoy a good climate. Marginal to the highlands dissection has been proceeding apace and has resulted in intensely rugged juvenile topography.

Running parallel to the Main Ranges, but separated from them by the Central Depression, are the Northern Mountains. The Central Depression is a great trough of structural origin which includes the valleys of the Sepik and Ramu Rivers, which drain in opposite directions to enter the sea close to each other between Hansa Bay and Wewak, and the Markham Valley, which drains into the Huon Gulf near Lae. The ranges which constitute the Northern Mountains, running east from the Dutch New Guinea border, are as follows:—The Bewani, Torricelli and Prince Alexander Mountains (north of the Sepik River), and the Adelbert, Finisterre and Saruwaged Mountains (between the mouth of the Ramu River and Huon Gulf). The mountains north of the Sepik do not exceed 5,000 feet in height, but in the Finisterre and Saruwaged Ranges of the Huon Peninsula some peaks exceed 13,000 feet. These latter ranges are particularly rugged, and include numbers of near-vertical precipices several thousands of feet in depth.

The coastal areas of eastern New Guinea show the features indicative of a slowly rising littoral. One of the most significant features is that with few exceptions the rivers are not navigable. Another feature is the raised reefs which extend almost continuously from the Sepik Delta south-easterly to Cape Cretin. The Morobe coast between Salamaua and Morobe is a drowned littoral, and there is a complete absence of raised coral from the mouth of the Markham River to the Papuan border. A notable feature of the north coast is the belt of off-shore volcanic islands which stretches from Wewak to Dampier Strait (west of New Britain).

*New Britain* is the largest of the islands of the Bismarck Archipelago. There are two main lines of ranges in the island—the Whiteman and Nakanai Ranges in the south, which trend from south-west to north-east, and the Baining Mountains of the Gazelle Peninsula, trending north-west and south-east. The low relief of the north coast is broken by a large number of sharp volcanic peaks which in some cases reach 7,000 feet in height. These volcanoes are mostly of the explosive type and catastrophic eruptions have occurred in recent times. At the western end of New Britain is a cluster of volcanic mountains containing several peaks over 3,000 feet in height; another group of volcanoes occurs further east in the Kimbe Bay and Open Bay areas; and there is an area of very recent



volcanism on the Gazelle Peninsula in the vicinity of Rabaul. All of New Britain not of a mountainous nature may be classified as shore-line, coastal plains or swamps. The coastline is approximately 1,000 miles in length around most of which fringing and barrier coral reefs, although not continuous, are extensively developed.

*New Ireland*, which is nearly 200 miles long, averages only seven miles in width except in the south where it expands to 30 miles. It is exceedingly mountainous with the Schlcinitz Mountains (in the northern part of the island) rising to 4,100 feet, and the Rossel Mountains (in the south) to 6,430 feet. To the south-east of the former is the extensive Lelet Plateau with a mean height of 2,600 feet. To the west of this plateau is an almost continuous fringe of extensive alluvial plain.

The coasts of New Ireland are relatively straight and exposed, and afford little shelter. They have been subject to recent elevation and there has been an extensive development of raised coral reefs.

*Manus Island* is about 50 miles long from west to east, and its greatest width is about seventeen miles. The island is largely hilly and deeply dissected. Along the coast steep slopes alternate with swampy lowland embayments, there being no continuous coastal plain. Practically the whole of Manus is fringed by coral reefs.

*The Solomon Islands*.—Bougainville is the largest island in the Solomons, being about 127 miles in length with a maximum width of about 49 miles. The interior of the island contains a massive mountain range which follows its length and which is known as the Emperor Range in the north and the Crown Prince Range in the south. It contains the two active volcanoes Balbi (8,502 feet) and Bagana (5,730 feet). Shoals and fringing coral reefs are common off the coasts of the island.

Buka Island, just north of Bougainville, is 35 miles long by nine miles wide. A range of volcanic hills follows the west coast and reaches a maximum height of about 1,300 feet. Parallel to this and fronting the east coast is a lower range of hills formed of coral limestone, terraced on their seaward slopes. The east and north coasts are steep and are backed by wooded cliffs. The west and south coasts are protected by a barrier reef from two to three miles off-shore, on which is situated a chain of twenty or more small coral islets.

There are some 600 lesser islands within the Trust Territory, mainly of volcanic origin or coralline formation.

#### DRAINAGE.

The heavy rainfall of New Guinea, New Britain, New Ireland and Bougainville, coupled with the large area of steep slopes with rapid run-off, has been responsible for a large number of rivers with a very large volume of flow. With one exception, the Sepik (which is navigable for a distance of 300 miles from its mouth by vessels drawing thirteen feet), the rivers are not navigable except by canoes or small launches in the lower reaches. Mountain streams are found extensively throughout the Territory; in fact, they are frequently a hindrance to

travel, as they carry a huge volume of water, especially after heavy rains, and a large proportion of them cannot be crossed except by bridge.

Swamps are amongst the most extensive features of the terrain. Tidal swamps occur where the land is regularly submerged at high tide. They are almost entirely mangrove swamps and occur intermittently round the coasts. Riverine swamps are to be found in the Sepik basin while grass and reed marshes are most extensive in the mid-Sepik and mid-Ramu areas, where the low-lying terrain is almost continuously under water.

There is a number of small lakes in the Territory, but none is of any physiographic or economic importance.

#### CLIMATE.

Lying wholly within the tropics and situated as it is between the continents of Asia and Australia, the Territory of New Guinea experiences a typical monsoonal climate. The monsoonal régime divides the year into two principal wind seasons which are distinguished primarily by difference in wind direction. The north-west monsoon season, during which the winds blow from a north-west or westerly direction, extends from December to March, and the south-east monsoon (trades) season, when the winds blow from the south-east or east, extends from May to October. The seasons are separated from each other by "change-over" or transitional periods during which the wind changes its direction. These periods occur in April-May and in October-November. As is characteristic of all monsoonal regions, the time and intensity of the wind vary from year to year.

The north-west monsoon and the south-east trades pass over large expanses of ocean before reaching the islands of the Territory and both are thus heavily laden with moisture. The precipitation of this moisture over the islands results in heavy rainfalls throughout the area and most places in the Territory have an average annual rainfall in excess of 100 inches. The highest figures are recorded on coasts and mountain-sides exposed to the steady south-east trades. Southern New Britain and the higher mountains of the Huon Peninsula receive an average of 250 inches of rainfall or more per annum. Wide valleys parallel to the east coast, such as the Middle and Upper Ramu Valleys, and enclosed valleys in the highland regions, such as the Bulolo Valley, where the average annual rainfall is 56 inches, lie in "rain shadow" zones and have a very low rainfall.

Some areas in the Territory have a more or less uniform rainfall throughout the year, but most places have a definite seasonal distribution of rainfall, receiving the greater percentage of their rainfall in one or other of the two main wind seasons. This seasonal distribution of rain is the resultant effect of topography on the rain-bearing winds. The island of New Britain illustrates this effect perfectly. As the median mountainous backbone of the island lies athwart the direction of the seasonal winds, the north coast of the island derives a seasonal concentration of rainfall in the north-west monsoon

season, while at the same period the south coast is relatively dry, the central mountains forming an effective barrier and placing the latter area in a "rain shadow". In the south-east trades season concentration of rainfall occurs on the southern coast whilst the protected northern coast remains dry.

Within the Territory the length of day varies very slightly throughout the year, with a half hour difference between the limits of sunrise and sunset. The sun ascends almost perpendicularly with the horizon, so that dawn and twilight are of short duration and there is little change in the sun's position at noon.

Atmospheric temperature and humidity are uniformly high throughout the year. Summer and winter seasons as experienced in the temperate latitudes do not exist; the mean maximum temperature rarely exceeds 90 degrees Fahrenheit and the mean minimum rarely falls below 70 degrees Fahrenheit. A diurnal temperature range of from 10-15 degrees Fahrenheit is experienced in most localities. There is a general lowering of temperatures with increase in elevation, highland areas being cooler than the coastal regions.

#### NATURAL RESOURCES.

*Soils.*—A basic factor to be considered in regard to the soils is the relatively small area suitable for agricultural development. The greater part of the inland mountainous country is covered with shallow heavily leached and infertile soils. Notable exceptions are to be found in the broad valleys, such as the Ramu, Markham and Bulolo, and an appreciable part of the plateau regions of the central mountains, including areas in the vicinity of Mount Hagen, Aiyura and Chimbu, where either rich alluvial soils or soils of volcanic origin occur.

The soils of the coastal areas are of varying fertility, ranging from shallow relatively infertile soils formed from decomposed coral to extremely fertile deep alluvial and volcanic soils. From the data available, it appears that the greatest possibilities for agricultural development are on the latter two groups of soils. There are appreciable areas of volcanic soils in northern New Britain, especially in the Rabaul area, where most of the commercial and agricultural development of the island is centred; extensive areas of volcanic soils also occur in the higher parts of Bougainville. As a general rule the soils of greatest fertility are those where volcanic activity has been recent; as soil matures it tends to depreciate as the result of intense leaching. As in the case of volcanic soils, the better alluvial soils are of recent origin. Alluvial soils are widespread in occurrence in the Territory; the largest areas are on the coastal plains and in the broad river valleys. They are found not only on the lower parts of the valley floors, but are frequently well developed on the adjoining slopes.

*Minerals.*—A large number of different minerals has been discovered in the Territory including gold, platinum, osmiridium, silver, copper, iron, lead, sulphur, low-grade coal and various gemstones. Of these gold is the only one which has assumed any economic importance and the gold won from the Morobe District has become one of the chief

exports of the Territory. Favorable geological conditions have led to a search for oil in the Sepik District of the Territory, but as yet no payable quantities have been found.

*Vegetation and Timber Resources.*—The vegetation of the Territory is luxuriant and has a great wealth of plant species and, although there are large areas in which the whole aspect of the vegetation has been transformed by human activities, by far the greater part of the area still bears natural vegetation little affected by man. Since much of the Territory is still botanically unexplored, the vegetation is incompletely known, although thousands of species have already been identified. The flora of the Territory has much in common with that of Northern Australia, but because of the large proportion of Asian elements, New Guinea is reckoned botanically as part of the Indo-Malayan region.

With the exception of low rainfall areas the major part of the Territory below 6,000 feet is covered by rain forest. This type of forest is characterized by a thick overhead canopy of leaves, branches and creepers which cut off the sunlight and inhibit the growth of small bushes on the ground. Except for a few very high isolated trees, the ceiling is dense and of fairly uniform height. A feature is the buttressed roots of many of the trees, often radiating several yards from the butt.

Secondary growth consisting of thick tangled growths of bush, brambles and creeper, is found throughout the rain forest areas, usually in the vicinity of native villages, or where the land has been previously cleared for native gardens. It generally occurs in small isolated patches.

At altitudes of about 6,000 feet the rain forest usually gives way to moss forest, which persists to the edge of the alpine vegetation at about 11,000 feet. The trees of the moss forest are lichen covered and festooned. The ground is carpeted with a layer of moss and decayed vegetation many feet thick.

In the zone of alpine vegetation the trees are stunted conifers and constitute what is known as alpine forest. The timber is rarely continuous, but grows in stands separated by stretches of grassland over which tree ferns and shrubs are scattered. Above 12,000 feet trees are rarely found and grassland is dominant.

A number of areas in various parts of the Territory are completely covered by tall grasses, of which kunai and kangaroo grass are dominant. Very extensive areas of these grasslands occur in the Waria, Markham, Ramu and Sepik Valleys and in the highlands. It is possible that some of these areas are natural grasslands, but in most cases there is little doubt that they have been caused by fires or clearing.

In the swamp lands a large variety of plants grow. Mangrove is to be found between the limits of tides on most flat areas along the coast and also along rivers. The delta of the Ramu River is covered with this type of vegetation. Nipa palm is often associated with mangrove and patches of it are to be found in the less

salty parts of the large rivers. In general the mangrove occurs nearest the sea and the nipa behind it, extending to the limits of the brackish water. Sac Sac or sago palms grow generally in swamps beyond the limits of brackish water, and numerous areas are to be found along the Sepik and Ramu Rivers. Pit Pit, which grows to a height of about twelve feet and resembles wild sugar cane, is also to be found in swampy low-lying country usually lining stream banks, but does not cover extensive areas.

Within the forests of the Territory there are several timbers which have economic possibilities; they are mainly soft woods, there being a lack of durable hard-woods, although a limited number of such timbers do exist. The development of timber and other forest industries is dealt with in Chapter 6 of Section 4 of Part VI. of the report.

**Fauna.**—The fauna of the Territory of New Guinea is closely related to that of Australia. In spite of this close association, the long isolation of the New Guinea group of islands has had a great influence and some types and forms which succumbed in the continent have survived in the islands.

There are over 100 species of mammals and with the exception of the echidna or spiny ant-eater they are all marsupials. The largest of these is the tree kangaroo. The phalanger family is represented by several species, of which the cuscus and red bandicoot are representatives. There is only one carnivorous animal in New Guinea, the dasyure, known in Australia as the native cat. Bats, rats and mice are common.

The birds of New Guinea include a number of handsome and brightly coloured forms. Most are of Australian origin, but many have come from the Malayan region. The bird of paradise and the cassowary have arisen locally. There is an abundance of cockatoos, parrots and lorries, pigeons, kingfishers, honey-suckers, thrushes, warblers and shrikes.

There are about 70 species of snakes, many of which are poisonous. These include boas and pythons. There are no vipers. Lizards are common and many species are represented. Tortoises and crocodiles are found in the rivers and sea.

More than 80 species of amphibia exist, all of which belong to one or the other of five families of frogs; many of these are arboreal.

Insects are prolific and most places are alive with ants, cockroaches, flies, sandflies, mosquitoes and many other types. Some of these are dangerous, the most harmful to humans being the malaria-carrying mosquito and the typhus-bearing mite. Certain species of borers and coconut hoppers are detrimental to plants. Butterflies are numerous, large and often beautifully coloured.

Discussion of the fauna of the Territory would be incomplete without some mention of the giant snail, which was introduced by the Japanese as a food during the war. Work is being carried out to control the spread of this potentially serious pest which has caused much damage to village gardens in areas of New Ireland, New Britain and the mainland.

## ETHNIC, LINGUISTIC, RELIGIOUS AND SOCIAL STRUCTURE.

### POPULATION.

The total indigenous population of the Territory is estimated at 1,273,837, while the non-indigenous population numbers 13,455. The details at 30th June, 1956, were as follows:—

Particulars.	Males.	Females.	Persons.
I.—INDIGENOUS.			
(a) Enumerated Population—			
Children .. ..	240,977	212,319	453,296
Adults .. ..	369,133	331,931	701,064
Total .. ..	610,110	544,250	1,154,360
(b) Estimated Balance .. ..	*	*	119,477
Total Indigenous .. ..	..	..	1,273,837
II.—NON-INDIGENOUS.			
European .. ..	6,281	3,546	9,827
Asian .. ..	1,535	1,008	2,543
Others .. ..	580	505	1,085
Total Non-indigenous .. ..	8,396	5,059	13,455

\* Reliable estimates not available.

Details of the population are given in Appendix I.

An annual census of the indigenous population is compiled, wherever possible, by administrative patrols. Where such a census cannot be satisfactorily conducted, for instance in areas which have not yet been brought under full administrative control, or where the degree of administrative contact is not such as to ensure an accurate enumeration of the people, estimates of populations are compiled. The estimates are made on a basis of whatever information can be obtained from the people contacted and from observation, sometimes from the air, of the number and sizes of houses and gardens. Where variations exist between population figures shown in previous years and those for 1955-56, they are partly due to the extension of administrative control, making possible the replacement of population estimates by more accurate enumeration.

A comparison of the statistics of the indigenous population for 1954-55 and for 1955-56 shows that there has been a small natural increase which, in addition to revised estimates of uncounted populations, has resulted in a net overall gain of 32,222 during the past year.

Population movements of the type common in many other heavily populated Trust Territories are unknown in New Guinea, where the basic political unit numbers no more, and frequently considerably less, than a few thousand. Such movements as occur present no economic or social problems to the Administration since, with the exception of workers proceeding to employment, the indigenous people rarely travel outside their lingual

boundaries except for the purposes of trade. The Administrator has the power to restrict or prohibit the employment of workers from specific areas to prevent over-recruitment.

The original impact of western civilization, the cessation of tribal fighting, and the initial extension of health services resulted in an immediate natural increase of the indigenous population. However, after some years, in certain areas the population became stable, whilst in other areas it showed a slight decrease. With intensive economic development and improving health and nutritional standards, rapid indigenous population increases are anticipated. This is already becoming evident, particularly in the Gazelle Peninsula of New Britain, where the population has increased considerably over the past five years.

#### ETHNIC STRUCTURE.

The indigenous inhabitants of the Territory comprise a great diversity of physical types and a large number of linguistic groups. Significant differences exist both between local groups and between individuals within those groups.

Racially most indigenous inhabitants are classified among the predominantly dark-skinned, woolly-haired Melanesians who occupy the greater part of the Western Pacific. Within this major division a distinction, based on physical differences in stature, hair texture, nose form and other characteristics, has often been made between what has been called a Melanesian type and a Papuan type. Owing to the extent of overlapping and the number of variations between and within groups, the distinction based on physical types has a limited use. In this context it may be said that the Papuan type comprises those aborigines or premigratory inhabitants who have retained their original language as distinct from those who have fused their language with other groups. The Papuan may be taken as representative of such western parts of the New Guinea mainland as the Sepik and the Highlands Districts, while the Melanesian is more representative of the coastal parts of the mainland and of the island Districts of New Ireland, New Britain, Manus and Bougainville.

Papuo-Melanesians are not of a single race and differ widely amongst themselves in such physical characteristics as colour of skin, texture of hair and features. As a whole they are identified by their language which is a fusion of the Papuan and Austronesian tongues, the latter being introduced to the New Guinea mainland by one of the early migratory movements. It has been estimated that Papuo-Melanesians comprise roughly two-thirds of the indigenous peoples of the Territory.

A few Negrito groups, such as those of the Aiome area of the Madang District, have been noted. These are quite distinctive in stature, men of one group ranging from 4 ft. 4½ in. to 4 ft. 9 in. in height, while average heights for Melanesians have been given as 5 ft. 1½ in. to 5 ft. 3 in. Apart from stature, these groups do not appear to show any greater differences from their neighbours than those to be observed between the Territory's groups in general, and the opinion has been expressed that they may have

developed locally and may not indicate sources of origin different from those of the Territory's other inhabitants, being a strong, muscular type with dark sooty-brown skin and frizzy, almost black hair.

In the north-west island of the Manus group are small groups of people who bear a physical resemblance to the inhabitants of the Caroline Islands and the area commonly known as Micronesia. These people have been classified as Micronesian. It has been suggested that they are of Caucasian origin and those of the Territory of New Guinea display signs of considerable admixture of types such as Melanesians and Malays. The Polynesian groups are few in number and are confined to the Tauu and Nukumanu Islands and other small adjacent atolls. They bear the well-known characteristics of the Polynesian type, even to the one persistent feature, namely, the small smudge observed at the base of the spine of infants.

#### LINGUISTIC STRUCTURE.

Linguistically the picture is varied and so great is the diversity that members of villages only a few miles apart are sometimes unable to understand one another without the aid of an interpreter or recourse to a *lingua franca*. In coastal areas language groups exceeding 5,000 are unusual and a great many are well below that figure. In the interior of the New Guinea mainland larger groups have been found, the Medlpa language of the Mount Hagen Sub-district, for example, extending over a group of approximately 25,000 people, while in the Chimbu Sub-district a research survey indicated that Kuman is spoken or understood in some form by approximately 40,000 people. However, it has been possible to recognize three main linguistic groups—Papuo-Melanesian speakers, Papuan speakers and Melanesian pidgin speakers.

The Papuo-Melanesian speakers include those language groups which belong to the Austronesian family. The great majority of the Austronesian languages are Melanesian, the few exceptions being seen in the Polynesian languages of islands like Nukumanu and in Micronesian influences noticed in some of the small language groups of Manus District. There is a good deal of diversity among these Melanesian languages and some of them exhibit non-Austronesian characteristics. Generally speaking, Melanesian languages are found mainly in the Manus, New Ireland, New Britain and Bougainville Districts and coastal areas of the New Guinea mainland, frequently appearing side by side with non-Austronesian languages. On the mainland they do not extend far inland and are not found at all in the highlands.

The non-Austronesian languages which are found in large areas of the Territory have sometimes been grouped together as "Papuan". They do not, however, appear to form a group, though certain structural resemblances between some of them have been noted in various places. Nor does the term "Melanesian" or "Papuan", as it might be applied in the sphere of language to any local group of people, necessarily apply to that group in the sense in which it has been used in physical classification.

The number of Papuan languages is probably greater than the Melanesian. With the exception of Manus District non-Austronesian languages have been noted in every district of the Territory. In the New Ireland and New Britain Districts they are, however, rare. The Negrito people who inhabit the central ranges and valleys speak languages which are not Melanesian, but may possibly be classed as Papuan.

Melanesian-pidgin has become the *lingua franca* for the whole of the Trust Territory. The vocabulary includes a large number of words of English derivation, some Melanesian terms from Blanche Bay, New Britain, and a few German, Malay and Polynesian terms. In some cases this medium is used in formal education, but the policy is to eventually make all the people literate in English. The value of its use as a *lingua franca* until the people become literate in English is obvious, and it has also played an important part in breaking down the isolation of the language groups.

#### SOCIAL STRUCTURE.

The social systems vary considerably in detail throughout the Territory, but in outline they conform to a pattern usual in the Western Pacific region of Melanesia and can be said to be based upon the family. Generally the basis of subsistence is shifting cultivation of such crops as yams, taro and sweet potatoes, though in a number of places the cultivation of gardens is subordinate to the collection of such a foodstuff as sago. All four of these foodstuffs, as well as various subsidiaries, may be used in the one area, but usually one of the four is the staple of any particular group and makes up the bulk of its diet. Domestic pigs are kept and are numerous in some areas, though they are regarded as a token of wealth and prestige and reserved for feasts and special occasions, rather than a source of daily food. In coastal areas the indigenous people fish and everywhere some form of hunting adds to the variety of the diet.

The division of labour between the sexes involves the extension of women's work beyond the sphere of domestic duties within the home. A large part of the maintenance of gardens and the tending of food crops is performed by women. The initial clearing of garden sites and such heavy work as fencing of gardens is done by men, but planting of crops, maintenance and harvesting are the work of both sexes, with variations from place to place in the extent of either's duties.

Articles of importance in trade systems may be made by either men or women. Clay pots, for instance, which in various places are exchanged for food or other objects, are made by women in many areas.

Features of the indigenous system of work are the small development of specialization and the high degree to which each individual is equipped to carry out all duties considered suitable for his or her sex. A few practices, particularly in the spheres of art and magic, may be confined to small numbers of people or to individuals within some communities, while some individuals are naturally more highly skilled than their fellows in par-

ticular aspects; but apart from sexual division, all individuals perform the same type of work and are capable of practising most of the skills possessed by their communities. A man's importance or standing as a leader in a community does not remove him from the field of activities involved in such things as the cultivation of crops, house-building and canoe-making.


Inheritance of land and other forms of property follows two systems. In some communities the predominant principle is that the individual inherits from the father and his group; in others inheritance is predominantly from the mother's group. Affiliation with kinship groups shows the same variation.

The people of the Territory live in villages usually having populations of 200-300, though some are larger; in hamlets of about 20-40; or sometimes in single dwellings. Houses, except in places close to centres of European settlements, are built of local timbers, grasses and palm leaves. They show many differences in size, design and methods of construction. Usually they are occupied by the individual family of parents and children, though it is customary in some places for men to sleep and spend a large part of their time in special "men's houses". Particularly is this so in the case of young unmarried men.

The people's sense of community fellowship rarely extends beyond the village or collection of neighbouring hamlets. Within the larger groupings made up of those speaking the same language there is usually no strong or widespread feeling for common interests and aims, though there is a consciousness of difference from other groups speaking a different language.

In the political organization of local groups the most general principle is that all men have some influence and that all have the opportunity of rising to leadership by exhibiting qualities considered desirable according to the cultural emphasis of the group. Energy in the acquisition of wealth in the form of garden produce, ceremonial and other objects count for much in the majority of communities, while in earlier days leadership in war was also an important factor. General personality and outstanding knowledge of a group's customs and skills are of influence. In a few places inheritance of rank is taken into account. In other places reputation as a practitioner of various forms of magic can help to raise a man to leadership. Each group has its own customary law, much of which is backed by the authority of myth and legend. Breaches of such law are sometimes dealt with by community or individual action; at other times consequences arising from the operation of supernatural forces are expected to follow.


Communities in the Territory have always been strongly influenced by religion and by belief in magic. In religion belief in a supreme being or in a limited number of deities has not been observed, the emphasis having been on respecting and attempting to please and propitiate a number of spiritual beings some remembered ancestors, some existing from the remote past. At times these spiritual beings are given material location in certain natural objects.



The four members of the United Nations Trusteeship Council Visiting Mission at Lakunai Airport, Rabaul, when they arrived to commence their tour of New Guinea on March 15, 1956. Left to right—Mr. M. E. Chacko, India; Mr. D. Massonet, Belgium; His Honour the Administrator, Brigadier D. M. Cleland; Sir John MacPherson, G.C.M.G., United Kingdom, Chairman of the Mission; and Mr. J. Rolz Bennett, Guatemala.

[To face page 16.]

F.1916/57.



Arrival of the Trusteeship Council Visiting Mission to New Guinea at Lakunai Airfield, Rabaul, on March 15, 1956. Members of the Royal Papua and New Guinea Constabulary are drawn up in their honour.

Beliefs in the efficacy of attempts directly to influence events by the use of charms, actions, and the recital of spells may be divided into two main groups—those of social and those of anti-social magic. In the first comes such magic as is, for example, directed towards ensuring the well-being of garden crops, the assurance of a proper supply of rain and the success of trading expeditions. The second group includes activities of magic aimed at bringing death and disaster to enemies, and a belief in the efficacy of these has been the cause of some trouble in the past between individuals and groups. Skill and power in magic are often thought to be the possession of particular individuals whose qualities are utilized by their fellows in both the social and the anti-social spheres. This is probably the most notable example of specialization to be observed among the Territory's communities.

The practice of artistic skill is usually connected with religion, magic, ceremonial or the marking of affiliation with kinship or other groupings, and in most cases is not undertaken for its own sake. Where belief in the importance of indigenous elements of this nature has been reduced by contact with outside influences, interest in the practice of indigenous arts connected with such things as the decoration of ceremonial structures and their contents and the creation of objects for wearing on ceremonial occasions or for ceremonial exchange has naturally tended to diminish. The maintenance of interest in art forms, which have often been considered to have considerable value, has become something of a problem, and in schools emphasis has accordingly been placed on handicraft work.

Extensive trade existed in many areas in the past and some of these remain. Examples are seen in the Huon Gulf and Markham River areas of Morobe District; in the Mount Hagen area of the Western Highlands District; in Manus District and in New Britain District. Various artifacts, including pottery, stone axes, wood-carvings and shell-work, some utilitarian, some possessing ceremonial or religious significance, are exchanged between communities for other objects or for foodstuffs. In some cases money has now entered into old trade systems.

Most aspects of indigenous life have been increasingly influenced by external influences since the period of first European contact. There have been no significant changes, however, in the physical types of the various areas, as there has been little intermixing between groups.

Social systems have been affected by organized activities in general administration, in education and in mission evangelization, as well as by experience in employment outside the individual's local group and by other contacts. However, shifting agriculture, supplemented by fishing, hunting and collecting, remains the main basis of livelihood in the majority of communities. The use of metal tools and other articles has entered into work in many areas, but there is a wide adherence to old techniques and methods.

The introduction of money into the various communities has to some extent modified the influence of older forms of wealth on which leadership was often based. The dis-

appearance of warfare and some diminution in the belief in the efficacy of magic have also had an effect on the basis of leadership and, consequently, on local political conditions. Customary law has been effected by these factors in many areas.

Though these and other modifications of old ways of life may be noted, the Territory remains an area of very great diversity linguistically and socially. Furthermore, it remains one in which concentration of loyalty on village or hamlet groups tends to obscure any conception on the people's part of a community of interest on a Territory-wide scale.

#### INDIGENOUS RELIGIONS.

Magico-religious beliefs and practices are an integral part of the culture of the indigenous inhabitants. They provide an explanation of incalculable and uncontrollable events in human life, a putative way of controlling such events, of expressing the hopes of the people concerned and of establishing individuals' faith that their hopes will be realized. Generally, the attitudes of the indigenous people towards the universe are anthropomorphic. Supernatural beings are generally conceived of and approached in a human fashion according to patterns of sacrifice, atonement and intercession. They have not built up a consistent theology or magicology as in the great religious denominations of the world, but continue their magical practices because tradition has given them a validity. Religious and magical rituals are performed on the assumption that man lives in two worlds which are essentially separate. These two worlds are the profane and sacred worlds, the latter of which is often further subdivided into the closely intermingled realms of the sacred and of the unclean.

Except where magico-religious practices are repugnant to the principles of morality, the people are safe-guarded in their religious practices by legislation which preserves a person's right to his own customs and beliefs. At the same time the majority are extremely receptive to the evangelistic work of the Christian missions and the Christian way of life has been accepted by large sections of the population. In many cases, of course, traditional magico-religious beliefs and practices persist in Christian communities.

Generally speaking, there are no indigenous religions or similar movements in the Territory. On various occasions quasi-religious movements have arisen in different areas of the Territory, but they have all been unrelated and on a small scale. Usually they have been attributable to a wrong conception of European ideals. In all cases they have prevailed for only a very short period.

#### HISTORICAL SURVEY.

Geographical characteristics often play an important part in shaping a country's history and nowhere is this more evident than in New Guinea. Europeans who first entered the area in the sixteenth century were discouraged by its rough topography and its swamps and left New Guinea well alone. Moreover, these factors have also



influenced the type and course of administration. New Guinea's isolation came to an end in the last quarter of the nineteenth century at the same time as the unknown parts of Africa were being opened up. Although some of the basic reasons underlying this activity in Africa are also applicable to New Guinea, there were a number of special local factors which operated in New Guinea to end its isolation. In the first place the need of European industries for coconut oil provided for the first time a market for one of New Guinea's natural products. In the 1870's the largest trading firm in the Pacific, Godeffroy's, of Hamburg, began trading for copra in the New Guinea Islands. In 1884 Germany formally took possession of what is now the Trust Territory of New Guinea. The administration of the new Territory, then known as German New Guinea, was placed in the hands of a chartered company, the German New Guinea Company, but by 1899 it felt that the burden of administration was too heavy and the Imperial Government assumed control. In 1914 the Territory was occupied by Australian troops and administration was carried out by a military administration until 1921.

In 1920 the League of Nations, in pursuance of Article 22 of the Covenant, conferred upon His Britannic Majesty, for and on behalf of the Government of the Commonwealth of Australia, a Mandate for the Government of the Territory of New Guinea. The *New Guinea Act* 1920 was passed by the Commonwealth Government to provide for the government of the Territory in accordance with Article 22, the Act coming into force on 9th May, 1921.

The Territory continued to be administered under Mandate until the Japanese invasion brought about the suspension of civil administration and large areas of the Territory were devastated. The Australian New Guinea Administrative Unit, the organ of military government, was responsible for the administration of the indigenous inhabitants, and, as far as circumstances permitted, kept plantations in production. The indigenous people made a valuable contribution to the Allied war effort.

With the surrender of the Japanese in 1945 civil administration of the Territory was progressively restored between October, 1945, and June, 1946.

The Trusteeship Agreement for the Territory was approved by the General Assembly of the United Nations on the 13th December, 1946.

The *Papua and New Guinea Act* 1949-1954 approved the placing of New Guinea under the International Trusteeship System and provided for the government of the Territory in an administrative union with the Territory of Papua with the title of the Territory of Papua and New Guinea.

This Act also provided for the setting up of a Legislative Council for the Territory of Papua and New Guinea, which was established at Port Moresby, Papua, on the 26th November, 1951.

At the end of the war the Territory set itself the task of recovery and rehabilitation which was greatly

assisted by large grants by the Government of the Commonwealth of Australia and payments of war damage compensation.

The work of bringing the remaining restricted areas under control has continued and medical, educational, agricultural and developmental services have continued to expand.

Meetings of the Legislative Council were held from 24th to 28th October, 1955, and 28th May to 1st June, 1956.

A conference of District Commissioners was held from 31st October, 1955, to 3rd November, 1955.

Visitors to the Territory included His Excellency General K. M. Cariappa, O.B.E., High Commissioner for India in Australia and New Zealand; a Commonwealth Parliamentary Delegation, consisting of Senator D. C. Hannaford (Leader), Hon. A. A. Calwell, M.P., Mr. W. M. Jack, M.P., Mr. L. J. Failes, M.P., Mr. W. G. Bryson, M.P., and Mr. E. W. Peters, M.P.; Lord Rowallan, K.B.E., M.C., Chief Empire Scout; Sir Harry Wunderly, M.D., Ch.B., Director, Division of Tuberculosis, Commonwealth Department of Health; Professor Brian MacGraith, Dean of the Liverpool School of Tropical Medicine; Professor E. C. D. Ringrose, Director of External Studies, University of Queensland; Dr. H. A. P. C. Oomen, Physician Nutritionist of the South Pacific Commission; Dr. K. Neijs, Literacy Adviser to the South Pacific Commission; Dr. H. V. Pan, Fisheries Officer of the South Pacific Commission; Dr. C. Hoyt and Dr. P. Surany, Entomologists of the South Pacific Commission; Mr. W. Rutherford, Comptroller-General of Prisons, Queensland; Mr. J. R. Winders, Secretary of the Queensland Sugar Board; Dr. Lemaigre, Director of Public Health, New Hebrides Condominium; Mr. R. van Ravenswaay Claasen, Commissioner of Police, Netherlands New Guinea; Dr. D. C. Gajdusek, of the Harvard National Foundation for Infantile Paralysis and Infant Diseases Research, U.S.A.; Miss C. Heinig, an eminent United States authority on pre-school training; Dr. R. K. McPherson, National Institute of Medical Research, London; and Dr. C. G. Smith, Director of Industrial Hygiene, School of Public Health and Tropical Medicine, Sydney.

## PART II.—STATUS OF THE TERRITORY AND ITS INHABITANTS.

### STATUS OF THE TERRITORY.

The constitutional authority for the administration of the Territory of New Guinea is the *Papua and New Guinea Act* 1949-1954 which became law on 1st July, 1949. In accordance with the terms of the Trusteeship Agreement approved by the General Assembly of the United Nations on the 13th December, 1946, this Act approves the placing of the Territory of New Guinea under the International Trusteeship System on the terms set forth in the Trusteeship Agreement. The Act provides for the government of the Territory of Papua and

the Territory of New Guinea in an administrative union under the title of the Territory of Papu and New Guinea. Although providing for the administrative union of the two territories, the Act declares the intention of the Commonwealth Parliament to maintain the identity and status of the Territory of New Guinea as a Trust Territory and to expend in the development and welfare of the Territory an amount annually not less than the total amount of public revenue raised in the year in respect of the Territory. No changes were made during the year in any legislation affecting or defining the legal status of the Territory.

#### STATUS OF THE INHABITANTS.

By Statutory Rule No. 120 of 1951 made under the *Nationality and Citizenship Act 1948-1955* of the Commonwealth, persons born in New Guinea who are not British subjects are expressed to be "Australian protected persons" and therefore protected persons within the meaning of the Act. For the purposes of this legislation all indigenous inhabitants of the New Guinea Trust Territory are therefore Australian protected persons unless they are British subjects. Any Australian protected person may renounce this status if he so desires as soon as he becomes 21 years of age. A non-indigenous inhabitant of the Territory who was not born in the Territory retains his individual national status. Residence in the Territory counts as a qualification for the acquisition of Australian citizenship by naturalization. Under the *Nationality and Citizenship Act 1948-1955* any protected person may be granted a certificate of naturalization on compliance with the conditions laid down in sections 14 and 15 of the Act. He then becomes an Australian citizen by naturalization. A non-indigenous person who was not born in the Territory may also obtain Australian naturalization in accordance with sections 14 and 15 of the Act.

Except as defined in the Ordinance, Australian protected persons are eligible to vote under the *Legislative Council Ordinance 1951-1954* of the Territory of Papua and New Guinea.

#### PART III.—INTERNATIONAL AND REGIONAL RELATIONS.

The Administering Authority has continued to co-operate with the organs of the United Nations and with the Specialized Agencies in furnishing reports and other information requested in relation to the Territory. Representatives of the Territory have participated in meetings and seminars arranged or sponsored by the World Health Organization and the Food and Agriculture Organization.

The only non-governmental bodies of an international character in the Territory are the missionary organizations, whose activities are described elsewhere in this report.

Information relating to the treaties, conventions and agreements applying to the Territory at 30th June, 1956, is given in Appendix XXIII.

The principal organ of inter-territorial co-operation in the region is the South Pacific Commission, which was established in 1947 by agreement between the six metropolitan governments responsible for the administration of non-self-governing territories in the region. It is a consultative and advisory body on matters affecting the economic and social development of the territories and the welfare of the inhabitants. The Trust Territory has continued to share in the increasing exchange of knowledge and experience gained by the work of the Commission.

Two officials of the Administration, Dr. J. T. Gunther, O.B.E., Director of Health, and Mr. W. C. Groves, Director of Education, are members of the Research Council of the Commission.

A Territory Delegation made up of four indigenous inhabitants, Mr. Simogun Peta, B.E.M., M.L.C., Mr. Isomel Towaloka, Mrs. Lila Matalau and Mr. Boski Tom, with three European officers of the Administration as advisers, attended the Third South Pacific Conference held in Suva, Fiji, during April and May, 1956.

The United Nations Visiting Mission to the Trust Territories in the Pacific, 1956, visited the Territory in 1956. The members of the Mission were—

Sir John Macpherson, G.C.M.G. (United Kingdom),  
Chairman;

Mr. Daniel Massonet (Belgium);

Mr. José Rolz Bennett (Guatemala);

Mr. M. E. Chacko (India).

The Mission arrived at Rabaul on 15th March, 1956. Arrangements were made for the members to see the conditions and activities in the Territory and to meet all sections of the community.

The Mission departed by plane for Port Moresby, Papua, on 16th April, 1956.

#### PART IV.—INTERNATIONAL PEACE AND SECURITY: MAINTENANCE OF LAW AND ORDER.

##### POLICE FORCE.

Internal law and order are maintained by the Royal Papua and New Guinea Constabulary, which is composed of the European Constabulary, the Auxiliary European Constabulary and the Native Constabulary. The European Constabulary consists of officers employed wholly on police duties; the Auxiliary European Constabulary of district commissioners, district officers, assistant district officers and patrol officers who in the main perform duties at centres where no officer of the European Constabulary is stationed; and the Native Constabulary of indigenous members, two-thirds of whom are recruited from the Trust Territory of New Guinea. Subject to the control and authority of the Administrator,

the force is under the control of the Commissioner of Police, whose head-quarters are at Port Moresby, Papua.

The following paragraphs deal with the section of the force stationed in the Trust Territory which, in addition to the officers of the Auxiliary European Constabulary, numbers 37 officers of the European Constabulary and 1,579 members of the Native Constabulary. Expenditure during the year was £400,172.

The Territory is divided into nine administrative districts, each administered by a district commissioner who, by virtue of his office, is the senior police officer for the district with the rank of superintendent. This arrangement is varied in the Districts of New Britain and Morobe, where, for purposes of police administration, the towns of Rabaul, Lae and Wau have been proclaimed special police districts and each is under the control of a superintendent of police of the European Constabulary. Officers of the European Constabulary are posted to the larger centres, i.e., Rabaul, Lae, Wau, Bulolo, Madang, Wewak, Kavieng, Finschhafen, Manus, Goroka and Kokopo, and detachments of the Native Constabulary are posted to each administrative district.

The Native Constabulary is recruited by voluntary enlistment from the indigenous inhabitants of the Territory of Papua and New Guinea, and members serve in either Territory. Many applications for enlistment are received each year and the standard of applicants tends to become progressively higher. In addition to being of good character recruits must be of superior physique and intelligence. Initial enlistment is for a term of not less than three years or more than five years and a member may re-enlist for a term of not more than five

years. Leave of absence on full pay is granted on the basis of one month's leave for each year of service plus the time necessary for the member to travel to and from his home village. When travelling on leave, transportation to and from his village is at the expense of the Administration and the member is provided with rations throughout the period of his absence.

A member may have his wife and children reside with him at his place of employment and the Administration provides them with accommodation, clothing, rations and medical attention free of charge. When the member proceeds on leave of absence his wife and children accompany him and the cost of transportation and of rations is borne by the Administration. At the close of the year 624 members had their families residing with them.

Within the Native Constabulary there is a Specialist Branch comprising clerks, W/T operators, instructors, armourers, carpenters, mechanics, drivers, other tradesmen and bandmen. The specialist members are enlisted on the same terms as a constable performing normal police duties and are selected for specialist duty on completion of courses of training. They are paid special allowances in addition to normal pay.

Members perform normal police duties in towns and settlements and special selection is made of those who accompany exploratory patrols carried out by officers of the Department of Native Affairs. These members play an important part in the task of extending Administration influence to new areas.

Pay and allowances of members of the Native Constabulary are in accordance with the following table:—

All Branches.			Maximum Allowance in 10s. Units (per Month).				
Rank.	Year of Service.	Pay per Month.	Clerks, W/T Operators, Instructors.	Armourers, Carpenters.	Drivers, Boot Repairers, Tailors.	Mechanics.	Bandmen.
Constable .. .. .	1st ..	s. d. 31 0	19	26	12	28	12
	2nd ..	44 0					
	3rd ..	56 0					
	4th ..	63 0					
	5th ..	69 0					
	10th ..	75 0					
	15th ..	81 0					
	20th ..	88 0					
	25th ..	94 0					
	30th ..	100 0					
Lance-Corporal .. .. .	1st ..	125 0	17	..	..	..	10
	2nd ..	138 0					
	3rd ..	150 0					
Corporal .. .. .	1st ..	163 0	17	..	..	..	7
	2nd ..	175 0					
	3rd ..	188 0					
Sergeant .. .. .	1st ..	225 0	11	18	..	17	6
	2nd ..	250 0					
	3rd ..	275 0					
Sergeant-Major, 2nd Class .. .. .	1st ..	313 0	5	..	..	..	5
	2nd ..	338 0					
	3rd ..	363 0					
Sergeant-Major, 1st Class .. .. .	All years ..	438 0	5	..	..	..	5

## PUBLIC ORDER.

Apart from two attacks on patrols, of which full particulars are given in the relevant section of this report, there were no cases of collective violence or disorder during the year.

## PART V.—POLITICAL ADVANCEMENT.

## CHAPTER 1.

## GENERAL POLITICAL STRUCTURE.

The basis of the Territory's legislative, administrative and judicial systems is the *Papua and New Guinea Act 1949-1954* which came into force on 1st July, 1949. The Act approved the placing of the Territory of New Guinea under the International Trusteeship System and provided for the administration of the Territory in an administrative union with the Territory of Papua. The Act is administered by the Minister of State for Territories, the Honorable Paul Hasluck, M.P., through the Department of Territories at Canberra.

The Act provides for the appointment of an Administrator who is charged with the duty of administering the government of the Territory on behalf of the Government of the Commonwealth of Australia. The Administrator is assisted by an Executive Council of not less than nine officers of the Territory. The Act also provides for a Legislative Council consisting of the Administrator, sixteen officers of the Territory, and twelve unofficial members, of whom three are elected and nine, including at least three representatives of the indigenous people, appointed by the Governor-General of the Commonwealth on the nomination of the Administrator. The Legislative Council was inaugurated on 26th November, 1951. Subject to the assent of the Administrator, or, in certain cases defined in the Act, of the Governor-General, it has full legislative powers in regard to the peace, order and good government of the Territory.

The *Native Local Government Councils Ordinance 1949-1955* provides for the setting up of councils with powers to make rules for the peace, order and welfare of the indigenous people within the areas of their jurisdiction.

Under the general direction of the Administrator, the administrative functions of government are discharged by fourteen functional departments, the officers of which are members of the Public Service of the Territory of Papua and New Guinea. The detailed administration of each department is the responsibility of the departmental head, subject to the direction of the Administrator. The head-quarters of the Administration are located in Port Moresby in the Territory of Papua.

The Supreme Court of the Territory of Papua and New Guinea, established under the *Papua and New Guinea Act*, is the highest judicial tribunal in New Guinea and the only court possessing general jurisdiction over civil and criminal matters. The jurisdiction, practice and procedure of the Supreme Court are provided for under the *Supreme Court Ordinance 1949-1954*. Courts having limited jurisdiction are District Courts, constituted

under the *District Courts Ordinance 1924-1952*, and Courts for Native Affairs, constituted under the *Native Administration Ordinance 1921-1951*.

*Policy and Developmental Plans.*

It is the broad aim of the Administering Authority to promote and foster among the indigenous population an understanding of and competence in the operation of democratically elected representative institutions and the administrative machinery of government, until a stage has been reached where they are capable of managing their own affairs and deciding their political future as a people.

There are, however, many obstacles to be overcome in the attainment of this objective. Conditions of terrain, population distribution and social organization have all militated against the pre-European development of large political units. The forbidding topography, the sparsity of population and the lack of common interests over most of the Territory have resulted in marked political fragmentation, a pattern of independent and mutually hostile village groups and a bewildering number of languages. The administrative and economic future of many of the thinly inhabited areas of swamps and broken mountain country constitutes a major problem.

Apart from the lack of cohesion existing among the indigenous population there are many areas where their transition from a state of primitive savagery is only just beginning. The impact of civilization on these people subjects them to tremendous strains. Not only does it compress into one or two generations social and economic changes which in other parts of the world have come about only in the course of centuries, but it introduces them to a new culture and new ideas, the understanding and absorption of which must inevitably be a gradual process. In the long run lasting political progress will be achieved only if training in the arts and practices of government is accompanied by cultural changes which produce a society of individuals who have gained an appreciation of democratic values. Training in responsible government is one means of fostering such an appreciation, but it is an essential condition of stable growth that political changes should not be forced at a pace which is beyond the comprehension of the people and should be related at every stage to their developing needs.

For these reasons, basic training in the operation of representative institutions must begin at a familiar level—that of local affairs. The Administering Authority has accordingly followed the practice of working through and building on such tribal institutions as appear suitable and of evolving these into a series of democratically constituted local government bodies handling their own affairs.

In the initial stages of contact the chief task of field officers is to win the confidence and co-operation of the people and the system, referred to in Chapter 3, of direct administration through regional and village officials

selected from among individuals already possessing some standing in the community has been a means of achieving this.

Unofficial village councils (or kivungs), organizations covering groups of three or four villages and acting only as advisory bodies to village officials and Administration officers, have also been set up as a further means of co-operation and continue to operate in a number of areas.

In practice it has been found that the interest of the people during the early period of their association with the Administration is primarily in social and economic benefits; political interest, even in local affairs, comes later. Experience with unofficial village councils in the more advanced areas, however, eventually indicated the need for more responsible bodies with definite powers and functions and the passage of what is now the *Native Local Government Councils Ordinance 1949-1955* provided the statutory basis for more positive action. The activities of the councils which have been established under this Ordinance are described in Chapter 3.

The establishment of the first councils in 1950 was regarded as an experiment in the field of political advancement to ascertain the form of local government best suited to the circumstances of the Territory. The next step was to train officers in the light of the experience gained and this was undertaken through the establishment of the Vunadadir Local Government Training Centre in 1952 and the inclusion of a suitable course in the training of patrol officers. Many officers have completed courses at the Centre, and members of local government councils and council clerks have also qualified. Continual guidance and assistance is given by Administration officers to councils especially during the early stages of their existence.

Surveys are carried out from time to time in areas where the conditions necessary for the establishment of further local government councils, including an adequate economic potential, appear to be developing. A council is only established when it is clear that the people want it and are ready for it. It is explained to them that the councils are but a first step in their political advancement. During the year under review preliminary work was continued by Native Affairs officers in the Bougainville, New Ireland, Morobe, Eastern Highlands, Sepik and Madang Districts, and it is anticipated that four new councils will be proclaimed during 1956-57. Ultimately progress in this field depends on the response of the people themselves and their willingness to accept this form of advancement. The speed of future development is therefore difficult to forecast, but there is no doubt that it will increase as the effects of education among the new generation are felt.

Results achieved through the operation of local government councils so far established indicate that apart from their importance as a means of political education they are best regarded as area administrative instrumentalities which can be used as convenient media for raising living

standards. As area mechanisms making for economic and social advancement they have amply demonstrated their superiority over the single village administrative system.

When sufficient councils have been established in a district and as community interests become more and more integrated over a wider area, the people will be consulted regarding the formation of area councils composed of representatives from the local units. Some councils in New Britain have already taken the initiative by holding combined meetings to deal with matters of common interest, although so far the stage where an effective federation of councils could be formed has not been reached. In due course evolution towards larger political grouping, e.g., on a regional basis, in accordance with the developing needs of the people, will become possible.

Insofar as it entails working upwards from the village population this system of political development is slower than one which concentrates on the advancement of an educated élite only, but, because it means education in citizenship for the people as a whole, the gains it makes are more likely to be sound.

Although evolution upwards from the level of local government is seen as the main line of political development of the indigenous people, training will be provided at other levels of the present political structure whenever such a course seems likely to produce useful results.

The first step to be taken in this direction was the appointment in 1950, under the provisions of the *Papua and New Guinea Act 1949-1954*, of three indigenous members to the Legislative Council. This was done with the twofold purpose of providing representation of the people by responsible indigenous persons and of enabling such representatives to gain experience of government at the territorial level. There is not at present, and may not be for some years to come, any possibility of a Territory-wide franchise for the indigenous people. They are separated into so many different language groups; they are at so many different stages of progress towards civilization; and there are so many of them still unaware or only partly aware of what a legislative council is that any early attempt to form a general electoral roll would be completely unreal.

As suitable individuals become available throughout the Territory indigenous representation on the Legislative Council will be increased and the selection of members will be given a more widely representative character. Perhaps the first advance might be, after the development of more local government councils, to give councils an opportunity to nominate persons to be considered for selection to the Legislative Council.

Meanwhile, in the attempt to achieve universal literacy in a common language, English, as rapidly as possible, one of the main obstacles to the development of wider political groupings and ultimately the complete representation of the indigenous people at the territorial level is being overcome.

To provide a further field of political training a decision has recently been made to appoint indigenous members to district and town advisory councils in cases where competent and qualified persons are available. In other cases members of the indigenous population will be selected to serve as observers on these councils.

Apart from the question of political training and the development of representative institutions the Administering Authority realises the importance of drawing the indigenous population more and more into the practical tasks of administration. There are two reasons for this—first, the increasing need for additional staff and secondly, the fact that this is an essential part of their political development and one without which they cannot attain the eventual goal of self-government.

Accordingly, an Auxiliary Division of the Public Service which will be open to indigenous persons has been created and it is hoped that the first appointments to this Division will be made by the end of 1956 or early in 1957. The Auxiliary Division will provide a training ground to enable members of the indigenous population to advance to other divisions of the Service, to which in due course, as educational standards rise, direct appointments also will be made.

The following chapters describe the operation of the existing organs of government within the Territory and the progress made during the year under review in the political development of the Territory.

## CHAPTER 2.

### TERRITORIAL GOVERNMENT.

#### *Structure.*

The general structure of the territorial government is described under Chapter I and illustrated by the organization chart in Appendix II.

#### *Chief Administrative Officer.*

Authority for the government of the Territory is derived from the *Papua and New Guinea Act 1949-1954*, which provides that there shall be an Administrator charged with the duty of administering the government of the Territory on behalf of the Administering Authority. The Act also provides that the Administrator shall be appointed by the Governor-General by Commission under the Seal of the Commonwealth of Australia and shall hold office during the pleasure of the Governor-General and that he shall exercise and perform all powers and functions that belong to his office in accordance with the tenor of his Commission and in accordance with such instructions as are given to him by the Governor-General.

Brigadier D. M. Cleland, C.B.E., continued in his appointment of Administrator of the Territory.

#### *Heads of Departments.*

Territorial ordinances confer various statutory functions on these officers by office and, in addition, in some

cases the Administrator has delegated to heads of departments certain of his powers relating to a department or subject-matter under the supervision of the officer.

#### *Legislative Councils or Organs.*

The councils or organs which exercise legislative powers in the Territory are—

- (a) the Legislative Council;
- (b) the Administrator in Council;
- (c) the Administrator.

#### *The Legislative Council.*

The Legislative Council is established under the provisions of the *Papua and New Guinea Act 1949-1954* and consists of 29 members, namely—

- (i) the Administrator;
- (ii) sixteen officers of the Territory (known as official members);
- (iii) three non-official members possessing such qualifications as are provided by Ordinance and elected by electors of the Territory;
- (iv) three non-official members representing the interests of the Christian missions in the Territory;
- (v) three non-official indigenous members; and
- (vi) three other non-official members.

The Act provides for a majority of official members and direct representation of the Christian missions in the Territory and of the indigenous population. Other sections of the population are accorded representation by three elected members and three other non-official members. Officers of the Public Service are not eligible to be members of the Legislative Council, except as official members. All members, except the three elected members, are appointed by the Governor-General on the nomination of the Administrator and the Act provides that the Administrator shall exercise his powers of nomination to ensure that not less than five of the nominated non-official members are residents of the Territory of New Guinea.

The qualifications for and the methods of election of non-official members to the Legislative Council, together with the electoral boundaries, are laid down in the *Legislative Council Ordinance 1951-1954* and are explained in Chapter 5—*Suffrage*.

A member, other than the Administrator, an official member or an elected member, may at any time be removed from office by the Governor-General and shall, unless re-appointed, vacate his seat at the end of three years from the date of his appointment. Official members of the Legislative Council hold office during the pleasure of the Governor-General.

The only change in the membership of the Council since 1st July, 1955, was the resignation of the Reverend F. G. Lewis as a non-official member and the appointment in his stead of the Right Reverend P. N. W. Strong, Bishop of New Guinea.

The Council met twice during this year; the first meeting from the 24th to 28th October, 1955, and the second meeting from the 28th May to 1st June, 1956.

The official language of the Council is English. Minutes are kept of all meetings and in addition a verbatim record is made of the proceedings and debates.

The Council is empowered to make ordinances for the peace, order and good government of the Territory. Ordinances made by the Council do not have any force until assented to as provided in the Act, and must be presented to the Administrator for assent. Certain classes of ordinances may not be assented to by the Administrator, but must be reserved for the Governor-General's pleasure.

The initiation of legislative proposals in the Council is governed by sections 47 and 48 of the *Papua and New Guinea Act 1949-1954* and by the Standing Rules and Orders regulating the order and conduct of the Council's business and proceedings. Subject to these requirements, and particularly the restriction on any ordinance involving government expenditure, non-official members are competent to introduce legislation.

#### *The Administrator in Council.*

The Administrator, with the advice of the Executive Council, is empowered by certain ordinances to make regulations relating to matters specified in those ordinances.

#### *The Administrator.*

The Administrator has authority under certain ordinances to make regulations relating to matters specified in those ordinances. In practice, this power is exercised with the advice of the Executive Council.

#### *Executive and Advisory Organs.*

The Executive Council is set up under the provisions of the *Papua and New Guinea Act 1949-1954*, its function being to advise and assist the Administrator. The Council is constituted of not less than nine officers of the Territory appointed by, and holding office during the pleasure of, the Governor-General.

The Administrator may, if he thinks fit, act in opposition to the advice of a majority of the members of the Executive Council present at the meeting at which it is decided to tender the advice, but in any such case the Administrator shall forthwith fully report the matter to the Minister of State for Territories with his reasons for his action.

Minutes of the proceedings at all meetings of the Executive Council are kept, and a copy of the minutes relating to each meeting is transmitted by the Administrator to the Minister as soon as practicable after the meeting is held.

The following officers of the Territory were members of the Executive Council at the 30th June, 1956:—

Mr. R. W. Wilson, M.L.C., Assistant Administrator.  
Mr. S. A. Lonergan, M.L.C., Director of Civil Affairs.

Mr. A. A. Roberts, M.C., M.L.C., Director of Native Affairs.

Dr. J. T. Gunther, O.B.E., M.L.C., Director of Health.

Mr. H. H. Reeve, M.L.C., Treasurer and Director of Finance.

Mr. W. C. Groves, M.L.C., Director of Education.

Mr. R. E. P. Dwyer, M.L.C., Director of Agriculture, Stock and Fisheries.

Mr. D. E. Macinnis, M.L.C., Director of Lands, Surveys and Mines.

Mr. J. B. McAdam, M.M., M.L.C., Director of Forests.

Mr. W. W. Watkins, M.L.C., Acting Secretary for Law.

There are a number of statutory and other boards, committees and similar bodies which exercise executive or advisory functions. Among the more important are the following:—

Medical Registration Board.  
Education Advisory Board.  
Apprenticeship Board.  
Stores Purchase and Supply Board.  
War Surplus Assets Disposals Board.  
Copra Marketing Board.  
Land Development Board.  
Rice Development Committee.  
Land Board.  
Tariff Committee.


#### *District Administration.*

For administrative purposes the Territory is divided into nine districts, each administered by a district commissioner. A district commissioner is the Administrator's representative and as chief executive officer is responsible for general administration and the co-ordination of the activities of all departments within his district.

No changes were made to district boundaries during the year.

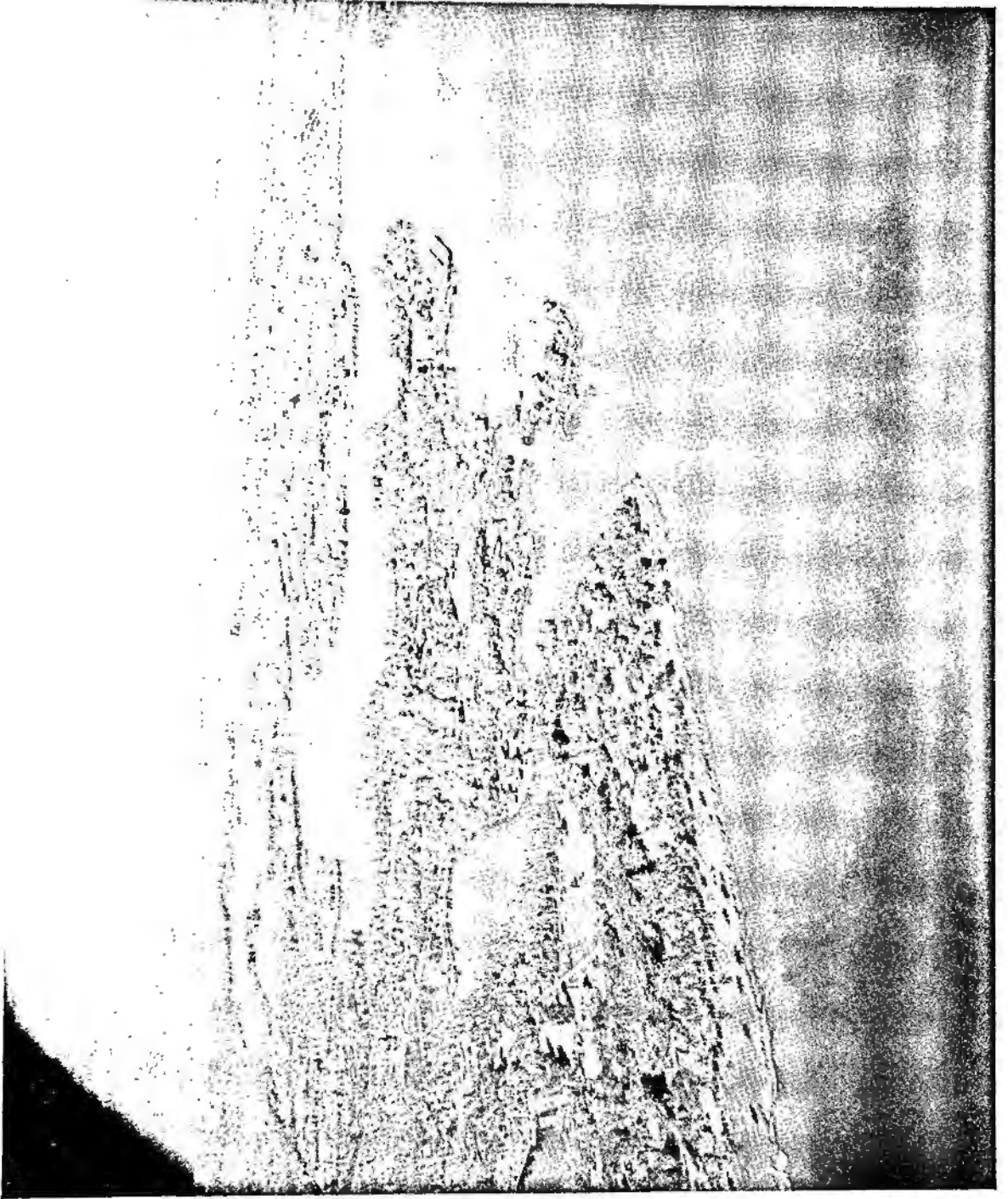
At 30th June, 1956, the districts and areas were as follows:—

District.	Land Area.	Head-quarters.	Number of Sub-districts.
	Square miles.		
Eastern Highlands ..	6,900	Coroka .. ..	4
Western Highlands ..	9,600	Mount Hagen ..	3
Sepik .. ..	30,200	Wewak .. ..	6
Madang .. ..	10,800	Madang .. ..	3
Morobe .. ..	12,700	Lae .. ..	4
Manus .. ..	800	Lorengau .. ..	1
New Ireland .. ..	3,800	Kavieng .. ..	2
New Britain .. ..	14,100	Rabaul .. ..	4
Bougainville .. ..	4,100	Sohano .. ..	3
Total .. ..	93,000	.. ..	30



A view of Rabaul, chief port and head-quarters of the New Britain District, looking across the harbour and town area.

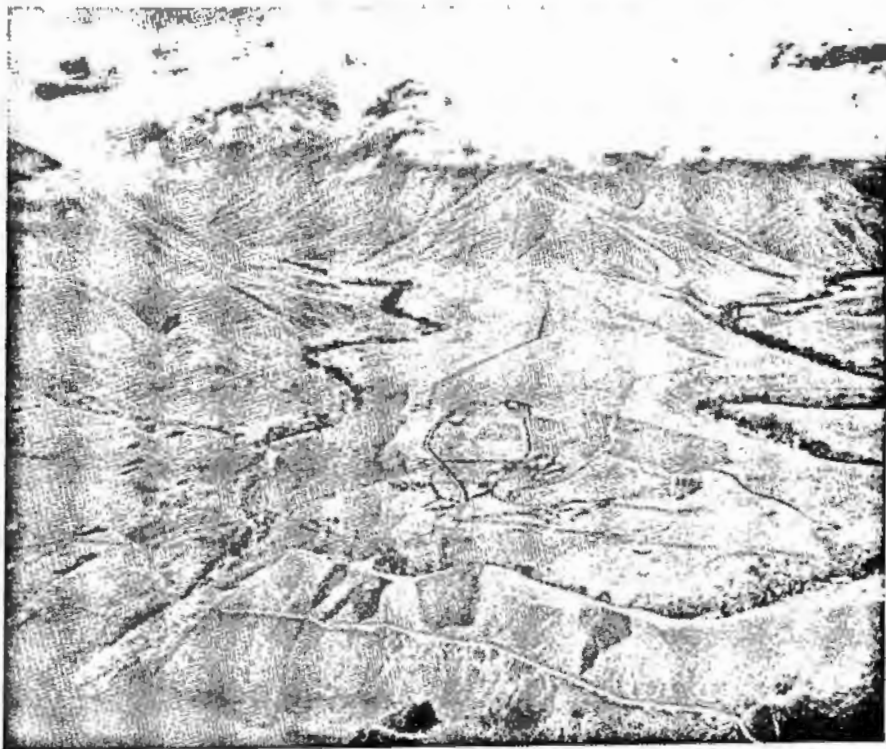





An aerial view of Madang, showing the township with the airport and runway on the right.



Ambunti, a patrol post on the Sepik River.



Menyamy, a recently established patrol post in an area under Administration influence in the Morobe District.



A view of the cocoa sun-drying sheds at Pelegir Fermentary, near Rabaul. This fermentary is one of a group of twelve being built by a native local government council co-operative scheme in the Gazelle Peninsula.

Sub-districts are created as necessary according to the distribution of the indigenous population, topography, ease of communication, degree of economic and political development and other administrative aspects.

Sub-district boundaries are not firmly fixed until the districts are under complete administrative control.

#### *Classification of Areas.*

Administratively the Territory is classified as follows:—

- (a) "under Administration control".
- (b) "under Administration influence".
- (c) "under partial Administration influence".
- (d) "penetrated by patrols".

Restricted areas are areas so declared by the Administrator under the *Restricted Areas Ordinance 1950* and may be entered only by indigenous inhabitants, officers of the Administration, or persons holding a permit under the Ordinance.

The area under restriction at the 30th June, 1956, totalled 17,570 square miles.

Areas not yet under Administration control comprise a considerable proportion of the Eastern Highlands and Western Highlands Districts, the hinterland of the Sepik District and small sections of the Madang, Morobe and New Britain Districts. At 30th June, 1956, the area under Administration control was 75,100 square miles. Of the remainder, 8,500 square miles were under Administration influence, 3,300 square miles under partial influence and 6,100 square miles classified as penetrated by patrols.

Particulars of areas in the various categories are given in Table 6 of Appendix II.

#### *Patrols.*

In areas under Administration control the aim is to visit the people as often as possible and to remain with them as long as necessary to deal with any matters which might arise. Visits are made by officers of the field staff of the Department of Native Affairs and by officers of other departments, in particular Health, Agriculture, Stock and Fisheries, and Forests.

Areas classified as "under Administration influence" or "under partial Administration influence" are visited as frequently as possible, and during the year under review good progress was made towards bringing these areas under full control.

New areas are linked with those under partial influence by means of exploratory patrols. An air reconnaissance is first undertaken to survey the terrain, the extent and location of the population, and the best means of entry into a particular area. This is followed by a ground patrol, led by an experienced officer, which usually penetrates to a location considered suitable for airstrips. The patrol makes contact and establishes friendly relations with the indigenous inhabitants en route. After the airstrip has been completed and a post established, a patrol will extend its operations further afield. Similar work is going on from other points in the region and the pattern of patrolling is so organized that patrols from various posts link up with each other until the whole region is covered. Table 5, Appendix II, illustrates the number of patrols carried out in each district.

#### *Attacks on Administration Patrols.*

In May, 1956, reports were received that a strong group in an area under partial Administration influence, known as the Jimmi River Valley (Western Highlands) had killed about 28 people and were attacking other tribes in the vicinity. Aerial reconnaissance confirmed that fighting was going on and an Assistant District Officer led a patrol into the area. It was reported that the group involved had boasted they would attack any patrol which came to them. As the patrol party approached the area, various signs suggested that an attack was being prepared. On the morning of 20th May, 1956, the patrol, whilst in rugged country densely covered with undergrowth, was heavily attacked from ambush by a party of armed warriors, subsequently estimated to number about 200, who pressed the attack from the front, rear and flank. Police accompanying the patrol were forced to fire, and fighting continued for approximately half an hour before the attackers fled. None of the patrol party was wounded, though two members had arrows through their clothing. Preliminary reports indicate that six of the attackers may have been killed, and eight wounded. The patrol has remained in the area to restore the situation; the groups concerned have come forward and are now assisting in the investigation, and peace ceremonies have been conducted between them. A patrol post has been established in the area to consolidate Administration influence throughout the whole Jimmi Valley. At 30th June, 1956, the incidents were still the subject of an inquest, which is in accordance with standard practice.

During March, 1956, a patrol investigating threatened tribal fighting in the remote Telefomin area was encircled by armed warriors as it neared the first village. Unarmed, the patrol leader and an interpreter went forward to meet the headman and discuss with him a peace settlement. It was arranged that the patrol would retire and return the following day to conclude a peace between the groups concerned. The following day, talks were held between the headman of the groups, and a number of the villagers joined in. While the discussions were taking place, warriors from the lower Telefomin area approached and were ordered by the patrol leader to lay down their weapons. They refused and fired arrows at members of the patrol. Warning shots were fired over their heads, but arrows continued to fall and one member of the patrol party was wounded. It then became necessary to fire at the closest group which was advancing and threatening the lives of members of the patrol party. One man was killed and the attackers then withdrew.

As a result of further efforts by the patrol leader, peace between the groups was finally established. This attack was unrelated to incidents at Telefomin in 1953.

### CHAPTER 3.

#### LOCAL GOVERNMENT.

##### *Native Local Government Councils.*

As mentioned in Chapter 1 of this Part, the Administration has followed the practice of building on suitable tribal institutions and evolving them into a series of democratically constituted local government bodies.

The system of direct administration through regional and village officials (paramount luluais, luluais and tultuls) has been fully described in previous reports. It was inaugurated by the former German Administration and is still in use in all areas where local government councils have not yet been established. Unofficial village councils (or kivings) which have also been fully described in earlier reports have continued to carry out their advisory functions in a number of areas.

A new approach to the problem led to the passage of what is now the *Native Local Government Councils Ordinance 1949-1955* and Regulations, to provide for the setting up, by proclamation of the Administrator, of local government bodies endowed with the following functions over a specific area:—

- (a) maintaining law and order;
- (b) organizing, financing or engaging in any business or enterprise for the good of the community;
- (c) carrying out any works for the benefit of the community;
- (d) providing or co-operating with any department or other entity in providing any public or social service; and
- (e) making rules on matters concerning peace, order and welfare (which, when approved by the district officer, have the full force of law).

To enable councils to carry out functions (b), (c) and (d) above, the Ordinance authorizes them to levy rates and taxes and charge fees or make charges for services rendered.

The Papua and New Guinea Act provides for the establishment of Advisory Councils for Native Matters as a further instrument for participation by the indigenous people as they get practical experience in local government and advance in political understanding. It provides for these to be established on an area basis to advise on matters raised by local government councils, private individuals, advisory council members and others.

No new local government councils were established during the year under review, but the Vunadadir-Toma-Nanga Nanga Council area was extended to include six additional villages with a population of 1,180. Preliminary work is being continued by Native Affairs officers in the Bougainville, New Ireland, Morobe, Eastern Highlands, Sepik and Madang Districts and it is anticipated that four new councils will be proclaimed during 1956-57.

Councils proclaimed prior to 30th June, 1956, including the extension of the Vunadadir-Toma-Nanga Nanga Council, were—

Name of Council and District.	No. of Villages in Council Area.	Approximate Population Covered.	No. of Councillors.
New Britain District—			
Rabaul .. .. .	18	7,300	19
Reimber .. .. .	24	4,500	20
Livuan .. .. .	18	3,400	21
Vunamami .. .. .	27	4,200	24
Vunadadir-Toma-Nanga Nanga	33	7,200	31
Manus District—			
Baluan .. .. .	30	4,500	32

A district commissioner is responsible for the overall control of councils within his district. In the initial organization he is assisted by native authorities officers and once a council is functioning, supervision devolves upon the administrative staff who supervise elections, instruct members in their duties, supervise council financial matters and generally advise and help.

While at first much of the initiative in local government depends on Administration officers, after a year or two councils begin to develop real executive ability and the impetus to progress and new activities shifts more and more over to the members. Councils now hold substantial capital assets in the form of buildings, workshops, motor vehicles and other equipment and are playing an active part in such matters as the provision of public health and medical facilities; the improvement of local water supplies; education including the erection of school buildings; the maintenance of roads and tracks; the rural settlement of landless urban dwellers; the control of hygiene and sanitation; and the registration of births, deaths and marriages.

Councils have periodic consultations with the indigenous members of the Territorial Legislative Council and this is encouraged as a valuable means whereby Legislative Councillors may be informed of public opinion, and the villagers on their side may learn about the work of the Legislative Council and how it is dealing with matters of direct and indirect concern to them. Fares and living expenses are specially provided for members to facilitate this.

All councils consist of elected members: a provision in the Ordinance permitting nomination of members by a district commissioner has not been used.

Melanesian society is not generally characterized by, or partial to, hereditary leadership and the free election method of appointment to councils tends therefore to be in accord with their customary organization in affording full scope to the people to choose their own leaders.

Any resident of a council area is entitled to stand as a candidate. Many women have nominated, but only one has been successful. Tenure of office is for twelve months following the initial elections, with subsequent elections at biennial intervals except in the case of the Baluan Council which holds annual elections. While the formal appointment of a successful candidate is subject to approval by the district commissioner, no successful candidate has been debarred from assuming office.

The qualifications for franchise and the method of voting are referred to in Chapter 5 of Part V.

The selection of council presidents and vice-presidents depends on the council constitution. Normally they are selected by the secret ballot of an incoming council from their own number; but the Vunamami Council constitution for example, permits the incoming council to select its president from the council-area residents at large.

Council members are paid allowances from council revenue. Each year, the councillors themselves fix the rate when they are drawing up their annual estimates.

The annual appropriation for personal allowances of members and wages of council employees shall not exceed one-half of the total annual estimated revenue of the council without the written approval of the Director of Native Affairs. These allowances are not regarded by the people as a salary, but rather as a reimbursement for out-of-pocket expenses of members when engaged on council business. The highest allowance voted to a councillor is £120 a year provided by the Rabaul Council for its president, whilst the highest allowances for ordinary councillors are voted by the Vunamami Council, the amount being £30 a year for the first term and £42 a year if re-elected for a further term. The Vunamami Council also votes a small sum annually, as a special allowance, to executive committee members.

A member of a council can be dismissed from office by the Director of Native Affairs but only after due inquiry has been made and proper precautions have been observed to protect the individual. The only time this power has been used was in the case of a member who was certified insane.

There is an optimum grouping of villages for most effective working of local government. As councils mature and as people advance this optimum may widen, but in the meantime there are various *ad hoc* arrangements for consultation and co-operation. The five Councils in New Britain have shown considerable initiative by holding combined meetings to decide matters of common interest to the Tolai people as a whole, though the time is not yet opportune to effect formal political federation of these units. The Reimber and Livuan Councils share a common treasury which enables certain projects, beyond the resources of either unit to finance alone, to be handled jointly. Combined operations are controlled by a Joint Committee of these two Councils. The New Britain Councils also combined to provide part of the finance for the New Britain Girls' School, and continue to assist it by way of special grants for specific purposes. They also contribute £24 per unit towards maintenance of the Rabaul Native Market. All six councils in the Territory have continued their operation of a joint bulk store for the importation and distribution of building and other materials.

The difficult terrain, poor communications, scattered population and intense parochialism indicate that ultimately the most typical local government pattern will be a series of small units, sharing common treasuries and, as far as is possible, common administrative services. A smaller number of larger units would be more satisfactory, but any premature establishment of such units would simply result in the councils becoming divorced from their people.

A few groups have shown opposition to the system. One of the reasons for this is that effective operation of local government necessarily involves taxation, so that application of the policy amounts to asking certain sections of the population to volunteer to tax themselves in part payment for services they would otherwise receive

free. In some areas also, e.g., Raluana, there are unofficial organizations which are naturally reluctant to have their power circumscribed by free elections. It appears now, however, that opinion here is gradually swinging around in favour of councils.

The councils so far established have assisted greatly in raising the social and economic standards of the communities concerned. Their activities in social services, in health (with their rules on hygiene and sanitation), in the registration of vital statistics and in education have given the people a feeling of pride and confidence. The system has not destroyed tradition but has become a part of their way of life. The councils encourage traditional arts and skills, and the people realize the value and advantage of retaining the best features of their traditional culture. Generally, the residents of the council areas are just as much in favour of local government as they were in the initial stages.

In September of each year councils prepare their annual financial programmes for the new year due to commence on January 1st. The estimates are prepared at a series of meetings, which are attended by an Administration officer and by representatives of the Departments of Health, Agriculture and Education, with whom councils are co-operating in the provision of extensions of local services. After a rule fixing taxation rates for the ensuing year has been passed, an estimate is made of the total revenue which the council should receive.

When the revenue figure has been established and the estimated carry over figure calculated, every item of expenditure, including wages and allowances of council members and employees, operating and recurrent costs and capital works, is decided by the full council. All major items of expenditure are voted on separately. Estimates meetings are usually attended by a large number of local residents.

Each council derives the bulk of its revenue from a capitation tax collected and taken into account by the council in accordance with the relevant legislation, and expended by the council in accordance with its approved annual estimates.

Comprehension of the estimates procedure is gradually spreading among the council members and residents, some of whom now show a keen interest in the financial aspect of local government. It will, however, be some time before any council is capable of preparing the whole of its estimates unaided.

The tax rates declared by rules of the various councils for 1956 are as follows:—

Council.	Adult Males over 21 Years.	Males 17 to 21 Years.	Females over 17 Years.
	£	£	£
Reimber .. .. .	4	1	1
Livuan .. .. .	4	1	1
Vunamami .. .. .	4	1	1
Vunadadir-Toma-Nanga	4	1	1
Rabaul .. .. .	4	1	1
Baluan .. .. .	4	4	1

There is no direct taxation of the indigenous people levied by the Administering Authority and no communal labour organized by councils as such. The New Britain councils have rules covering the maintenance of inter-village tracks, which place the onus on land owners to maintain sections of track passing through their holdings. The annual appropriations made by the councils for road maintenance are used for the purchase of road-repairing equipment which is distributed to villages and for the payment of workers hired for special jobs beyond the scope of ordinary communal maintenance.

The tables at the end of this chapter show in respect of each council:—

- A. Analysis of actual expenditure on public services for financial year ending 31st December, 1955.
- B. Abstracts of Estimates for the financial year ending 31st December, 1956.
- C. Analysis of estimated expenditure on public services for financial year ending 31st December, 1956.
- D. Specimen Council Final Financial Statement.
- E. Installations introduced into council areas since 1951.

Some local government councils have undertaken various forms of economic activity to develop their own districts. The councils in New Britain, for example, have concentrated on the production of cacao. As production increased it was necessary to extend existing fermentaries and build a number of new ones. There are now twelve in operation. To meet the costs involved, a bank loan of £80,000 was negotiated. The loan was made to the councils, as the legal entities involved, and the Administration of the Territory guaranteed its repayment.

The Departments of Native Affairs and Agriculture, Stock and Fisheries provide managerial and technical

advice through their extension services for these activities. Each fermentary employs and pays a fermentary supervisor (trained and certified in cocoa processing by the Department of Agriculture), a clerk (trained and certified by the Department of Native Affairs) and local casual workers, all of whom are indigenes.

Another important development was the acquisition by the Rabaul Local Government Council, of a 99 year lease of 1000 acres of Administration land about 35 miles from Rabaul. This was land originally declared as "waste" land, i.e., unoccupied and surplus to local indigenous requirements after investigation by the Native Land Commission and taken over as Administration land.

The Council has allocated approximately 500 acres of this land for the use of any of the inhabitants of the council area who wished to grow food crops. The remaining 500 acres were divided into blocks of 4.9 acres each. These blocks are sub-leased to approved persons, under agreements which contain conditions relating to rental, sub-leasing, time limits for clearing-planting, proper methods of planting, pest control, &c.

The construction of a road into the settlement area and the clearing of the 500 acres of land set aside for the growing of food crops was carried out by voluntary communal labour. Many of the small blocks suitable for cacao have been taken up and clearing and planting is proceeding.

The Council also purchased a sawmill and installed it at the settlement. The sawn timber produced is being used in the construction of council buildings, and is also made available to villagers who wish to construct their houses of sawn timber.

The success of this scheme has been made possible by the initiative and action of the people themselves. The project is also assisted by the Administration which provides managerial and technical advice.

TABLE A.—ANALYSIS OF ACTUAL EXPENDITURE ON PUBLIC SERVICES FOR FINANCIAL YEAR ENDING 31ST DECEMBER, 1955.

Head of Expenditure.	Rabaul.	Reimber-Livuan.	Vunamami.	Vunadadir-Toma-Nanga Nanga.	Baluan.	Total Expenditure.
	£	£	£	£	£	£
Council Administration (a) .. .. .	1,247	1,925	1,140	1,145	1,312	6,769
Medical and Sanitation .. .. .	1,249	1,218	809	905	1,341	5,522
Education .. .. .	1,873	617	1,382	930	672	5,474
Agriculture .. .. .	828	(b) 1,860	(c) 2,800	(d) 1,758	10	7,256
Forestry .. .. .	(e) 788	..	..	24	..	812
Roads and Bridges .. .. .	120	625	..	66	2	813
Water Supply .. .. .	630	1,828	497	164	..	3,119
Law and Order .. .. .	120	289	169	194	132	904
Transport .. .. .	1,113	(f) 2,986	(g) 2,610	1,626	(h) 2,612	10,947
Maintenance Buildings .. .. .	200	216	310	280	..	1,006
<b>Total Expenditure on Public Services .. .. .</b>	<b>8,168</b>	<b>11,564</b>	<b>9,717</b>	<b>7,092</b>	<b>6,081</b>	<b>42,622</b>
			Value of Stocks of Material on hand			3,189
			Total .. .. .			45,811

(a) Includes all expenditure not chargeable to other services, e.g., Council houses, furniture and fittings, clerks' houses, insurance, Councillors' allowances, wages of clerks, &c. (b) Includes loan repayment of £1,000 to the Administration. (c) Includes purchase of rice huller, £440, and repayment of Administration loan £2,000. (d) Includes repayment of £500 Administration loan. (e) Includes £345 for purchase of sawmill. (f) Includes repayment of truck loan £1,334. (g) Includes purchase of new truck £2,226. (h) Contribution to Boat Purchase Fund.

TABLE B.—ABSTRACTS OF ESTIMATES OF NATIVE LOCAL GOVERNMENT COUNCILS FOR THE FINANCIAL YEAR ENDING 31ST DECEMBER, 1956.

RABAUL COUNCIL.											
Revenue, 1956.						Expenditure, 1956.					
				£	£						
Council Tax	..	..	..	6,500		Personal Emoluments	..	..	..	2,885	
Other Revenue	..	..	..	1,841		Other Charges	..	..	..	1,425	
						Capital Expenditure	..	..	..	4,400	
Total Revenue	..	..	..		8,341	Total Expenditure	..	..	..		8,710
Balance from 1955	..	..	..		4,212	Balance to 1957 (Reserve)	..	..	..		4,243
Estimated stocks on hand	..	..	..		400						
Total	..	..	..		12,953	Total	..	..	..		12,953

REIMBER AND LIVUAN COUNCILS (JOINT TREASURY).											
				£	£						
Council Tax	..	..	..	7,800		Personal Emoluments	..	..	..	3,659	
Other Revenue	..	..	..	3,106		Other Charges	..	..	..	2,277	
						Capital Expenditure	..	..	..	6,175	
Total Revenue	..	..	..		10,906	Total Expenditure	..	..	..		12,111
Balance from 1955	..	..	..		4,525	Balance to 1957 (Reserve)	..	..	..		4,565
Estimated stocks on hand	..	..	..		1,245						
Total	..	..	..		16,676	Total	..	..	..		16,676

VUNAMAMI COUNCIL.											
				£	£						
Council Tax	..	..	..	4,700		Personal Emoluments	..	..	..	2,085	
Other Revenue	..	..	..	685		Other Charges	..	..	..	1,272	
						Capital Expenditure	..	..	..	2,182	
Total Revenue	..	..	..		5,385	Total Expenditure	..	..	..		5,539
Balance from 1955	..	..	..		2,771	Balance to 1957 (Reserve)	..	..	..		2,917
Estimated stocks on hand	..	..	..		300						
Total	..	..	..		8,456	Total	..	..	..		8,456

VUNADADIR-TOMA-NANGA NANGA COUNCIL.											
				£	£						
Council Tax	..	..	..	5,700		Personal Emoluments	..	..	..	2,516	
Other Revenue	..	..	..	2,339		Other Charges	..	..	..	2,241	
						Capital Expenditure	..	..	..	4,439	
Total Revenue	..	..	..		8,039	Total Expenditure	..	..	..		9,196
Balance from 1955	..	..	..		3,303	Balance to 1957 (Reserve)	..	..	..		2,506
Estimated stocks on hand and credit at Bulk Store	..	..	..		360						
Total	..	..	..		11,702	Total	..	..	..		11,702

BALUAN COUNCIL.											
				£	£						
Council Tax	..	..	..	5,114		Personal Emoluments	..	..	..	2,199	
Other Revenue	..	..	..	69		Other Charges	..	..	..	3,670	
						Capital Expenditure	..	..	..	2,640	
Total Revenue	..	..	..		5,183	Total Expenditure	..	..	..		8,509
Balance from 1955	..	..	..		6,171	Balance to 1957 (Reserve)	..	..	..		2,845
Total	..	..	..		11,354	Total	..	..	..		11,354



TABLE C.—ANALYSIS OF ESTIMATED EXPENDITURE ON PUBLIC SERVICES FOR FINANCIAL YEAR ENDING  
31st DECEMBER, 1956.

Head of Expenditure.	Rabaul.	Reimber- Livuan.	Vunamami.	Vunadadir- Toma-Nanga	Baluan.	Total Expenditure.
	£	£	£	£	£	£
Council Administration(a) .. .. .	1,743	1,961	1,247	2,024	1,681	8,656
Medical and Sanitation .. .. .	2,030	1,361	778	732	1,673	6,574
Education .. .. .	1,130	2,749	1,370	1,485	1,574	8,308
Agriculture .. .. .	550	340	300	432	300	1,922
Forestry .. .. .	690	80	..	85	..	855
Roads and Bridges .. .. .	40	30	..	50	100	220
Water Supply .. .. .	1,350	550	560	575	675	3,710
Law and Order .. .. .	143	266	151	217	272	1,049
Transport .. .. .	654	(b) 3,024	738	1,666	(c) 2,034	8,116
Maintenance Buildings .. .. .	200	600	200	330	200	1,530
Social Activities .. .. .	80	..	95	..	..	175
<b>Total .. .. .</b>	<b>8,610</b>	<b>10,961</b>	<b>5,439</b>	<b>7,596</b>	<b>8,509</b>	<b>41,115</b>

(a) Includes all expenditure not chargeable to other services, e.g. Council houses, furniture and fittings, clerks' houses, insurance, councillors' allowances, clerks' wages, &c. (b) Includes purchase of new truck. (c) Includes £2,001 to Boat Purchase Fund.

TABLE D.—SPECIMEN LOCAL GOVERNMENT FINAL FINANCIAL STATEMENT.  
VUNADADIR-TOMA-NANGA NANGA NATIVE LOCAL GOVERNMENT COUNCIL.  
Final Financial Statement, 1955.

	£	s.	d.
1. Surplus Balances on 31st December, 1954—			
Cash Balance .. .. .	2,870	10	6
Reserve Fund .. .. .	1,154	10	0
Stocks on hand .. .. .	1,295	6	1
	5,320	6	7
2. Actual Revenue collected 1955—			
(a) Recurrent .. .. .	6,604	16	9
(b) Non-recurrent .. .. .	..	..	..
3. Total .. .. .	11,925	3	4
4. Actual Recurrent Expenditure incurred 1955 .. .. .	3,538	13	4
5. Actual Capital Expenditure incurred 1955 .. .. .	(a) 3,910	15	7
6. Total .. .. .	7,449	8	11
7. Surplus balance carried forward to 1st January, 1956 .. .. .	4,475	14	5
I hereby certify that the Balance shown in the Books of the Native Local Government Council of Vunadadir-Toma-Nanga Nanga on 31st December, was as follows:—			
1. Cash in Council House Safe .. .. .	11	16	2
2. Bank, Current Account .. .. .	2,640	4	11
3. Bank, Fixed Deposit .. .. .	1,823	13	4
Total .. .. .	4,475	14	5

I have checked the Book Balance with the cash on hand and found it correct and I attach the Certificate of the Bank, together with a Reconciliation Statement in support of the Bank Balance.

1st January, 1956.  
J. R. FOLDI,  
District Commissioner.

Reconciliation Statement.

	£	s.	d.
Balance as per Bank Certificate .. .. .	2,710	5	9
Add Cash on hand: Receipts not banked .. .. .	10	10	0
Petty Cash .. .. .	1	6	2
	2,722	1	11
Deduct Cheques not presented .. .. .	70	0	10
Balance as per Cash Book 31st December, 1956 .. .. .	2,652	1	1

1st January, 1956.  
(Signed) C. W. LIDDLE.

(a) Includes £357 16s. 6d. stock, which will be used in capital works.

TABLE E.—INSTALLATIONS INTRODUCED INTO NATIVE LOCAL GOVERNMENT COUNCIL AREAS SINCE 1951.

	Rabaul.		Reimber-Livuan.		Yunamami.		Vunadadiri-Toma-Nanga Nanga.		Baluan.		Total.
	1951-54.	1955.	1951-54.	1955.	1951-54.	1955.	1951-54.	1955.	1951-54.	1955.	
Council chambers ..	1	..	2	..	1	..	1	..	1	..	6
Village higher schools ..	3	2	3	..	2	1	1	1	3	1	17
Aid posts ..	6	1	7	2	5	1	5	3	1	6	37
Staff quarters ..	9	2	8	1	2	1	1	..	3	1	28
Cacao fermentaries and driers ..	1	1	2	2	3	..	1	2	..	..	12
Workshops and stores ..	1	..	2	..	1	..	1	..	1	..	6
Garages ..	1	..	1	..	1	..	1	..	..	..	4
Water tanks and wells ..	12	8	2	18	2	6	1	6	3	..	58
Agricultural projects ..	Vudaf	..	..	..	..	..	..	..	..	..	1
School dormitories ..	..	..	..	..	..	1	..	..	..	..	1
Rice machine sheds and hullers ..	..	..	..	..	..	1	..	..	..	..	1
Sawmills ..	..	1	..	..	..	..	..	..	1	..	2
Council office ..	..	..	..	..	..	..	..	..	..	1	1
Navigation markers ..	..	..	..	..	..	..	..	..	Baluan	..	1

#### District and Town Advisory Councils.

The nature and extent of the district and town advisory council system were fully described in the annual report for 1953-54. The councils continued to function satisfactorily during the year.

As mentioned in the report referred to, district and town advisory councils deal with matters predominantly of non-indigenous interest, and membership has, so far, been confined to Europeans and Asians.

However, as representation on these councils as members or official observers would provide a training ground for indigenous persons, it has been decided to make such appointments where qualified and competent indigenous persons are available. In other cases they will be selected to serve as observers.

## CHAPTER 4.

### THE PUBLIC SERVICE.

General information about the Public Service, its organization and the basis on which it is established has been included in previous reports, and this chapter of the present report, deals only with significant changes that have occurred during the year ended 30th June, 1956.

The provision of the Public Service Ordinance which restricted admission to the Public Service to British subjects has been amended and Australian protected persons, including indigenes, are now eligible for appointment, providing they possess the required qualifications.

#### Organization.

Details of the present organization and establishment of the Public Service of the Territory of Papua and New Guinea are shown in Appendix II.

The year under review saw a continuation of the progressive re-organization of all departments. The review of four more departments and three branches was completed and increased establishments and improved organizations

were provided for each of them. Of particular importance was the abolition of the Department of the Government Secretary and the creation of the Department of Civil Affairs. This latter Department controls public utilities, parks and gardens, police, fire brigades, public libraries, and a number of ancillary branches of the Service. The Stores and Transport Branch of the Government Printing Office of the Department of Treasury was transferred to the Department of Civil Affairs. The following table illustrates changes in designation and the extent of the increases in establishment:—

Department.		Classified Positions at 30th June, 1955.	Positions in New Organization at 30th June, 1956.
Former Designation.	New Designation.		
Government Secretary— Central Administration Branch	Civil Affairs— Administrative Branch	15	70
Treasury— Stores and Transport Branch	Stores and Supply Branch Transport Branch ..	56	108
Government Printing Office		Government Printing Office	9
Posts and Telecommunications Branch	Posts and Telegraphs	117	277
District Services and Native Affairs	Native Affairs ..	387	517
Education ..	Education ..	192	516

A new Department of Works also was created. The functions of this Department were formerly carried out by the Works Branch of the Department of the Government Secretary.

In addition to the re-organization of the above Departments, the organizations of the Department of Health and the Police Branch, Department of Civil Affairs, are being reviewed.

### Auxiliary Division.

Following the passing of legislation providing for the Auxiliary Division of the Public Service, regulations have been drafted to enable the necessary machinery for the physical establishment of the new Division to be brought into operation. It is hoped that the first appointments to the Division will be made by the end of 1956 or early in 1957.

Entry to the Auxiliary Division is restricted to "Natives who are British subjects or Australian protected persons". Entry qualifications are completion of Standard 9 or attainment of clerical grading No. 4. Technical staff will be accepted without these qualifications but the applicants must have advanced technical skill and be literate in English.

Provision will be made for members of this Division to receive training, and the more advanced will be prepared for subsequent transfer to the higher divisions.

It is proposed to introduce legislation for the establishment of a Provident Fund Benefit Scheme for members of the Auxiliary Division.

### Recruitment.

A total of 278 officers, including cadets, was recruited for the Papua and New Guinea Public Service for the year ending 30th June, 1956. Numbers recruited to each Department are indicated below:—

Department of Works .. .. .	4
Department of Lands, Survey and Mines .. .. .	6
Department of Forests .. .. .	12
Department of Civil Affairs .. .. .	5
Department of Education .. .. .	28
Department of the Treasury .. .. .	6
Department of Law .. .. .	3
Department of Native Affairs .. .. .	37
Department of Agriculture, Stock and Fisheries .. .. .	24
Department of Health .. .. .	94
Department of the Administrator .. .. .	1
Department of the Public Service Commissioner .. .. .	2
Department of Customs .. .. .	2
Department of Posts and Telegraphs .. .. .	13
All Departments—clerks, typists and accounting machine operators .. .. .	41
	<hr/>
	278
	<hr/>

Of these 278 officers, 72 were cadets. These were distributed among the Departments as follows:—

Department of Forests:	
Forestry Officers .. .. .	3
Department of Education:	
Education Officers .. .. .	9
Department of Native Affairs:	
Patrol Officers .. .. .	35
Department of Agriculture, Stock and Fisheries:	
Veterinary Officers .. .. .	2
Agricultural Officers .. .. .	5
Department of Health:	
Field Medical Assistants .. .. .	6
Medical Officers .. .. .	12
	<hr/>
	72
	<hr/>

The above table demonstrates an intensification of the system of recruitment by cadetships. One of these classes of cadetship, Cadet Field Medical Assistant, was introduced for the first time in the year under review.

Wider overseas recruitment was arranged during the year for certain professional and technical positions and the results are expected to become evident during 1956-57.

### Training.

The training facilities provided by or through the Public Service Institute have been extended during the current year and provision is being made for considerable expansion of in-service training courses.

The provision of facilities for academic studies to assist officers to improve their qualifications for advancement in the Service was continued during the year. The Institute has arranged through the University of Queensland for a correspondence course in public administration. This correspondence tuition is supplemented by classes conducted by the Institute.

Already appreciable interest has been shown by officers in this course and there is every reason to believe that this interest will be sustained.

Full-time typing classes for indigenous employees were formed early in the year under review and results have been very satisfactory. Consideration is being given to the provision of academic studies of indigenous languages and to the development of techniques for the teaching of English as a foreign language.

Plans were developed during the year for the wider use of the Australian School of Pacific Administration in training officers of the Service. The School's main purpose is to give to officers of the Territorial Public Services a broader understanding of the special nature of the duties and responsibilities of public servants working in a dependent territory and of the problems they have to face. In recent years the training provided by the School has been mainly for patrol officers. With social changes taking place in the Territory at a fairly rapid rate and the resulting increase in the number of officers whose work is directly related to the welfare and development of the indigenous people, it has been decided that as many officers as possible should benefit from its courses. As from the beginning of 1956, therefore, the School was organized to provide:—

1. A continuous series of general orientation courses of three weeks' duration for all new appointees.
2. A one-year course at University level for patrol officers and other selected officers.
3. Special four-weeks' courses for senior officers. (At least one such course to be held every year.)
4. Special instruction for cadet education officers undergoing teacher training courses at a New South Wales Teachers' College.

## CHAPTER 5.

## SUFFRAGE.

The qualifications for and methods of election of non-official members to the Legislative Council, together with the electoral boundaries, are laid down in the *Legislative Council Ordinance 1951-1954*.

For the purpose of elections the Territory of New Guinea is divided into two electorates, the New Guinea Mainland Electorate and the New Guinea Islands Electorate. One member is elected to represent each electorate.

A candidate for election must—

- (i) be an elector;
- (ii) have resided continuously in the Territory during the three years immediately preceding the lodging of his nomination as a candidate; and
- (iii) not be an officer or employee of the Public Service of the Territory or of the Commonwealth or an officer or employee of an instrumentality of the Administration or of the Commonwealth.

Elections are to be held at intervals of not less than three years. Every person resident in the Territory, not being a Native or an alien as defined in the *Nationality and Citizenship Act 1948-1955*, who is not under the age of 21 years, and who has resided continuously in the Territory for at least twelve months immediately preceding the date of his application for enrolment, is entitled to enrolment as an elector and to vote. However, persons of an unsound mind and those under sentence of imprisonment for one year or longer are precluded from voting.

Voting for the election of members is by secret ballot and in accordance with the preferential system.

In areas where native local government councils have been set up, all adults are entitled to vote at the election of members. The qualifications for franchise are contained in the Native Local Government Council Regulations, the relevant sections of which read—

6.—(1.) Subject to the next succeeding sub-regulation where a Proclamation makes provision for the election of some or all of the Members of a Council by ballot, the following categories of Natives resident within the Council's area shall be eligible to vote:

- (a) Any Native who has paid Council tax in respect of the financial year in which the elections are held or who is deemed to be liable to pay Council tax for that financial year.
- (b) Any Native who has been granted an exemption from Council tax.

(2.) All adult Natives resident within the area of the Council shall be eligible to vote at the initial elections following the establishment of a Council.

7. Any female Native apparently above the age of seventeen years resident in a Council's area may become eligible to vote by applying to have her name inserted in the Register of Taxpayers of the Council.

Voting is not compulsory and, at the discretion of the district commissioner, is by either open or secret ballot. In practice a semi-secret ballot on a preferential basis is usually conducted by administration officers, as most

communities still lack sufficient experience to conduct wholly secret ballots. The following table shows the number of eligible electors and those who exercised the franchise at the most recently conducted elections:—

Council.	Number Entitled to Vote.		Number Actually Voting.	
	Male.	Female.	Male.	Female.
Rabaul .. ..	1,615	1,641	1,029	853
Reimber .. ..	1,126	934	759	593
Livuan .. ..	878	835	702	597
Vunamami .. ..	1,679	1,316	984	941
Vunadadir-Toma-Nanga				
Nanga .. ..	1,492	1,537	869	919
Baluan .. ..	1,232	1,128	1,017	945
Total .. ..	8,022	7,391	5,360	4,848

For some weeks prior to an election, an officer of the Local Government Branch of the Department of Native Affairs visits all villages in the area explaining the method of nomination and the system of voting, and encouraging the electors to exercise their rights. Visits at other times are made the occasion of talks and discussions directed towards political advancement.

Registration of voters is effected by means of registers of taxpayers of each council. These include the names of all male residents apparently over twelve years of age and of such female residents as have applied to have their names entered.

All adults, whether male or female, who have residential qualifications in the particular area are eligible to nominate for election. No political parties have yet evolved, but competition between individual candidates is keen, particularly in unofficial primaries which many village groups hold before election day. Discussion with groups and individuals on the bases of past record, future plans, kinship and locality ties and suchlike is the method usually adopted by candidates in seeking support.

## CHAPTER 6.

## POLITICAL ORGANIZATIONS.

No political organizations exist in the Territory.

## CHAPTER 7.

## THE JUDICIARY.

*Types of Courts.*

The courts which exercise jurisdiction within the Territory are—

- (1) The Supreme Court of the Territory of Papua and New Guinea.
- (2) District Courts.
- (3) Courts for Native Affairs.
- (4) Wardens' Courts.

The Supreme Court is the highest judicial authority in the Territory. It has original criminal and civil jurisdiction.

In each district in the Territory there are District Courts with criminal jurisdiction to try "simple summary" and "non-indictable offences", but having no jurisdiction to try indictable offences, i.e., crimes and misdemeanours. District Courts also exercise a limited civil jurisdiction.

The jurisdiction of the Courts for Native Affairs extends to offences by indigenous inhabitants against the Native Administration Regulations, and civil actions of any kind, if all parties are indigenes.

The Administrator has power to establish Wardens' Courts in respect of each gold field or mineral field with jurisdiction over civil cases respecting mining or mining lands held under the Mining Ordinance, and offences against the mining laws of the Territory.

In addition, there are the Titles Commission, set up under the *New Guinea Land Titles Restoration Ordinance 1951-1955* and the Native Land Commission, set up under the *Native Land Registration Ordinance 1952*.

#### *Appeals.*

Appeals lie from the decisions of the courts of inferior jurisdiction and the Titles Commission to the Supreme Court of the Territory of Papua and New Guinea. Appeals from the Native Land Commission lie to a Native Land Appeal Court, which shall be constituted by a Judge of the Supreme Court. The High Court of Australia has jurisdiction to hear and determine appeals from judgments, decrees, orders and sentences of the Supreme Court, and appeals on a question of law from the Native Land Appeal Court.

#### *Official Language.*

English is the official language of the courts. Where indigenous inhabitants are concerned, however, evidence, &c., may be given in a local language, in which case it is translated into English for the court. Court interpreters are employed as necessary to assist the presiding judge or magistrate.

Whilst no statutory qualifications are prescribed for interpreters, in practice it is required that interpreters shall have a good educational background as well as being competent in the languages concerned.

#### *Constitution of the Courts.*

The Chief Justice and other judges of the Supreme Court of the Territory of Papua and New Guinea are appointed by the Governor-General of the Commonwealth of Australia under section 59 of the *Papua and New Guinea Act 1949-1954*. A judge may be removed from office by the Governor-General of the Commonwealth of Australia on the ground of proved misbehaviour or incapacity, but may not otherwise be removed from office. Retiring age is 65 years, but a judge who has held office as a judge of the Supreme Court of Papua-New Guinea under the *Papua-New Guinea Provisional Administration*

*Act 1945-1946* may continue in office during the pleasure of the Governor-General after he has attained that age. The Supreme Court of the Territory of Papua and New Guinea consists of the Chief Justice and three judges who exercise all the powers and functions of the court sitting alone. The seat of the Supreme Court is at Port Moresby, but the judges move on circuit throughout the Territory of New Guinea as occasion arises.

Apart from the judges of the Supreme Court all regular judicial functions are discharged by magistrates and other competent officers appointed under ordinance. District commissioners and assistant district officers are *ex officio* magistrates of the District Courts which are established under the *District Courts Ordinance 1924-1952*.

Provision is also made by the Ordinance for the appointment by the Governor-General of stipendiary magistrates. Two stipendiary magistrates have been appointed, and they preside over the courts at Rabaul and Lae respectively. They also travel on circuit to preside at other places as circumstances demand. A District Court is constituted by at least two justices of the peace, or a stipendiary magistrate, district commissioner or assistant district officer sitting alone. The Administrator may appoint any person to be a justice of the peace.

District commissioners and assistant district officers are *ex officio* members of Courts for Native Affairs which are established under the *Native Administration Ordinance 1921-1951*. The Administrator may appoint any person to be a member of a Court for Native Affairs and may terminate any such appointment. Courts for Native Affairs consist of one or more members.

Wardens' Courts are conducted by a warden appointed under the *Mining Ordinance 1928-1947*. Any officer of the Public Service may be appointed a warden.

#### *Judicial Appointments.*

A person to be eligible for appointment as a judge of the Supreme Court must either have been a judge of the Supreme Court of Papua-New Guinea or be a barrister or solicitor of the High Court of Australia or the Supreme Court of a State or Territory of the Commonwealth (including the Supreme Court of the Territory of Papua and New Guinea) of not less than five years' standing. The *Barristers and Solicitors Admission Ordinance 1946-1948* provides that any person who is entitled to practise in the High Court of Australia or in the Supreme Court of any State or Territory of the Commonwealth shall be deemed to be qualified for admission to practise as a barrister and solicitor of the Supreme Court of the Territory.

The right to officiate in the Supreme Court and its tribunals is open to any person who holds the requisite qualifications and who has been admitted to practice within the Territory.

#### *Fees.*

Court fees are on a moderate scale and in general are related to the amount at issue in the particular case. No fees are payable in criminal cases or in Courts for Native Affairs.

### *Legal Aid.*

Under the *Poor Persons' Legal Assistance Ordinance 1951* any person without adequate means to provide legal assistance for himself may, on satisfying a judge that it is desirable in the interests of justice that he should have legal assistance, obtain such legal assistance. This assistance applies only to trials for indictable offences. In addition, the Secretary for Law will at the request of the Director of Native Affairs arrange for the legal defence of any indigenous person accused of any offence, and in practice it has been ruled by the judges that any indigenous person accused of a capital offence must, if at all possible, have the assistance of a qualified legal practitioner. In other cases members of the Department of Native Affairs field staff act as defending officers.

### *Methods of Trial.*

The normal British and Australian procedure governing the methods of trial and ascertainment of facts is followed by the courts of the Territory.

Under the *Jury (New Guinea) Ordinance 1951-1952*, provision has been made for trial before a jury of four persons of any person of European descent charged with a crime punishable by death. All other issues both civil and criminal are tried without a jury.

The indigenous people are not subject to trial by jury for the reason that, in their present state of development, it is considered that a judge sitting alone with the responsibilities of judge and jury, having a wide experience with regard to judicial practice involving the indigenous community, and assisted as necessary by competent assessors, affords the best assurance of substantial justice for an indigenous person on trial.

A male resident of the Territory of New Guinea who is of European descent, has reached the age of 30 years, and is a natural-born or naturalized British subject, is qualified to serve on a jury. Persons who have been convicted of an offence which is punishable by twelve months' imprisonment are not so qualified. Clergy in holy orders, missionaries and public servants are exempt from jury service.

### *Equality of Treatment Before the Law.*

One of the basic principles of English law is equal treatment for all in the courts, irrespective of race or nationality, and this principle is always observed throughout the Territory. The indigenous inhabitants have the right of free recourse to the courts and are guided in such matters by officers of the Department of Native Affairs, whom they may approach on any matter.

### *Penalties.*

The penalties which may be imposed by the courts are stated in the ordinances and regulations under which the charges are laid. With one exception there is no differentiation in the application of penalties between one section of the population and another.

The exception exists in relation to certain offences committed by the indigenous inhabitants. In regard to such offences it is recognized that the present state of development of the indigenous people is such that they ought not be subject to the full rigour of the criminal law applicable to the non-indigenous inhabitants, and a special code, namely, the *Native Administration Regulations 1924* as amended from time to time, has therefore been created permitting very simple court procedure and generally allowing for reduced maximum penalties.

Capital punishment by hanging is the extreme penalty irrespective of race, class, creed or person, where a person has been convicted of wilful murder, rape, treason or certain kinds of piracy. The Administering Authority decided that the prerogative in regard to a sentence of death should be exercised only at the highest level and, accordingly, the Papua and New Guinea Act was amended to vest the power of clemency in the Governor-General. In practice no execution may be carried out until all the circumstances of the case, including information as to the stage of advancement of the condemned, have been reported to the Minister for Territories and the exercise of the prerogative of mercy has been considered by the Administering Authority.

Corporal punishment may be imposed, but, as a result of amendments which were made during 1951 to the Criminal Code and the Native Administration Ordinance of the Territory, it is now restricted in the case of adults to certain categories of serious offences. In the case of juveniles it is usually given where the alternative is to send the offender to prison. It is given with a light cane or strap, privately and under strict supervision. Sentence of corporal punishment cannot be passed on a female.

The Native Administration Regulations provide that, if the Administrator is satisfied that the continued residence of an indigenous inhabitant is detrimental to the peace and good order of any place, he may order his removal and may order him to remain in any specified area.

Deportation of any immigrant member of the non-indigenous population (but not of the indigenous population) can be ordered under certain circumstances, but only by administrative process provided by law. Deportation as a penalty may not be imposed by judicial process.

European prisoners serving a sentence of more than six months may be removed from the Territory under the *Removal of Prisoners (Territories) Act 1923-1950* of the Commonwealth of Australia to serve their sentences in a prison in Australia. In no circumstances may an indigenous inhabitant who is a prisoner be sent outside the Territory to serve his sentence. Juvenile offenders, who are a relatively small class and are mostly convicted of petty theft or house-breaking, are given separate opportunities for corrective instruction and general improvement. (See also Chapter 13 of Part VII.)

All penalties in the criminal law of the Territory are quoted as maxima and any lesser penalty may be imposed by the court (except where the penalty is death, when it may be reduced only by the Governor-General). Thus in place of a life sentence a court may impose one of a

term of years, and instead of a sentence for a term of years, it may impose a fine. In all cases other than where the penalty is death, the court may order the prisoner to be released and remain at liberty provided that, for a specified period, he is of good behaviour.

## CHAPTER 8. LEGAL SYSTEM.

### *General.*

The main source of the law of the Territory is the *Papua and New Guinea Act 1949-1954* of the Commonwealth of Australia. Article 4 of the Trusteeship Agreement for the Territory conferred on the Administering Authority the same powers of legislation in and over the Territory as if it were an integral part of Australia and entitled the Administering Authority to apply to the Territory, subject to such modifications as it deems desirable, such laws of the Commonwealth of Australia as it deems appropriate to the needs and circumstances of the Territory. This Act authorizes the making of laws for the Territory by a Legislative Council.

Under the *Papua and New Guinea Act*, which adopted the Trusteeship Agreement for the Territory, all laws in force in the Territory immediately before the commencement of the Act, i.e. 1st July, 1949, were continued in force, subject, however, to their subsequent amendment or repeal by ordinances made by the Legislative Council in pursuance of section 48 of the Act. The laws so continued in force comprised—

- (a) Ordinances made under the *New Guinea Act 1920-1935*;
- (b) Ordinances made under the *Papua-New Guinea Provisional Administration Act 1945-1946*.

One of these Ordinances, the *Laws Repeal and Adopting Ordinance 1921-1952*, adopts as laws of the Territory to the extent that they are applicable to the circumstances of the Territory and not inconsistent with any other law of the Territory—

- (a) certain Acts of the Parliament of the Commonwealth of Australia;
- (b) certain Acts and Statutes of the State of Queensland;
- (c) such of the Acts, Statutes and laws of England as were in force in the State of Queensland on 9th May, 1921;
- (d) certain Ordinances of the Territory of Papua;
- (e) the principles and rules of common law and equity that were in force in England on 9th May, 1921.

In addition to laws which derive their force from the above sources, certain laws are valid in the Territory of their own force—

- (a) certain Imperial legislation, e.g., the *Fugitive Offenders Act 1881*.
- (b) certain legislation of the Commonwealth of Australia, e.g., the *Air Navigational Act 1920-1950*.

In general, the legal system—whether civil, criminal or administrative—adheres both in principle and practice to that pertaining in England and the Australian States.

### *Native Law and Custom.*

The *Laws Repeal and Adopting Ordinance 1921-1952* provides that the tribal institutions, customs and usages of the indigenous inhabitants of the Territory shall not be affected by that Ordinance, and shall, subject to the provisions of the ordinances of the Territory from time to time in force, be permitted to continue in existence insofar as the same are not repugnant to the general principles of humanity.

The *Native Administration Regulations* provide for Courts for Native Affairs to take judicial notice of all indigenous customs and give effect to them, save in so far as they are contrary to the principles of humanity or conflict with any law or ordinance in force in the Territory; and for all district officers and patrol officers to make themselves acquainted by all means in their power with the indigenous customs of their district, and to reduce such customs to writing and keep a copy of them in the district office.

No attempt has been made to codify such information, but there is a qualified anthropologist on the staff of the Department of Native Affairs who investigates and advises on indigenous customs and laws. All field officers of the Department of Native Affairs also take special courses of training in anthropology with special reference to New Guinea.

Although indigenous tribunals are administratively recognized, they are not officially regarded as part of the judicial system of the Territory. Means by which fuller participation by the indigenous people in the administration of justice can be achieved continue to be studied.

## PART VI.—ECONOMIC ADVANCEMENT.

### Section 1.—Finance of the Territory.

#### CHAPTER 1.

##### PUBLIC FINANCE.

The basic legislation for the administration and control of public finance is the *Papua and New Guinea Act 1949-1954*. The Act provides that—

- (i) the revenues of the Territory shall be available for defraying the expenditure of the Territory;
- (ii) the receipt, expenditure and control of revenues and moneys of the Territory shall be regulated as provided by Ordinance;
- (iii) no revenues or moneys of the Territory shall be issued or expended except under appropriation made by law and except by warrant under the hand of the Administrator;
- (iv) the accounts of the Territory shall be subject to inspection and audit by the Auditor-General of the Administering Authority.

The revenues of the Territory are fully applied to the expenditure of the Territory and are supplemented by a direct, interest-free and non-repayable grant from the Government of the Commonwealth of Australia.

Comparative figures for the last five years are revealed in Appendix IV. For each year the expenditure by the Administration in the government, welfare and development of the Territory has substantially exceeded the public revenues raised within the Territory.

The revenues raised within the Territory are derived principally from import and export tariffs. The collection of internal revenue totalled £2,411,861. Appendix IV, Table 2, discloses the sources of revenue during the years 1951-52 to 1955-56.

A direct grant of £8,433,823 was made by the Government of the Commonwealth of Australia to the Territory of Papua and New Guinea during the year 1955-56 and of that amount the sum of £4,901,737 was allocated directly to the Territory of New Guinea. The extent of financial assistance, given by the Commonwealth Government to the Territory of Papua and New Guinea for the period 1st July, 1953, to 30th June, 1956, is revealed in the following table:—

Item.	1953-54.	1954-55.	1955-56.
	£	£	£
Grant towards expenses including native welfare, development, war damage and reconstruction ..	5,421,983	7,125,687	8,433,823
Printing and consolidation of laws ..	1,338	759	2,210
Australian School of Pacific Administration ..	19,430	19,918	25,466
Shipping Service ..	93,059	..	327
New Guinea civilian war pensions and education benefits ..	33,068	..	..
Library service ..	1,825	2,250	..
New Guinea and Papua Super-annuation Funds ..	70,914	76,700	71,050
Restoration of plantation land and roads ..	473	5,711	4,612
Lighthouse services—Buildings, works, fittings, furniture and equipment ..	13,309	7,804	4,753
Maintenance of lighthouse services ..	12,763	18,176	14,294
Copra Marketing Board—Transfer of surplus money to Australian New Guinea Production Control Board ..	190,350	..	..
Credit facilities to native organizations for agricultural and other purposes ..	..	56,722	..
Payment under Clause 14 of the New Guinea Timber Agreement ..	..	4,874	65,462
	5,858,522	7,318,601	8,621,997

There are no loans or guarantees of loans current in respect of the Territory and there is no public debt.

No customs union exists with the metropolitan country and no preference on imported goods is given in the Customs Tariff of the Territory.

The revenues and expenditures of the Territory of New Guinea and of the Territory of Papua are recorded

separately and where administrative costs and items of expenditure are common to both Territories, they are apportioned to each on a basis which appropriately reflects the value of the services rendered to each Territory.

The *Treasury Ordinance* 1951-1955 establishes the procedures for receipt, expenditure and control of revenues and moneys of the Territory. All expenditures of the Territory are first appropriated from revenue by ordinance which is passed by the Legislative Council. In conformity with statutory requirements the Treasurer annually prepares estimates of revenue and expenditure before the commencement of the financial year to which they relate. The estimates are presented by the Treasurer to the Administrator who forwards a copy to the Minister for Territories for consideration and determination of the amount of the grant that will be made available to the Territory by the Commonwealth Government. When the estimates of revenue are thus fixed, the details of expenditure are then presented to the Legislative Council of the Territory in the form of an Appropriation Bill. This Bill is debated by the Legislative Council and, if approved, is passed as an Appropriation Ordinance. Before the ordinance can become operative it must be assented to by the Administrator, but, although expenditure may then be incurred within the limits of the appropriation, the Governor-General of the Commonwealth of Australia is empowered to disallow the ordinance within six months of the assent thereto should such a course of action be warranted.

Revenues and expenditures from and on behalf of indigenous inhabitants are not recorded separately. The balance, however, is heavily weighted on the side of expenditure incurred for the benefit of indigenous inhabitants, as will be seen from the details furnished in Appendix IV and the references made in this report to the social, medical, educational, agricultural and other services provided throughout the Territory.

The fiscal progress of native local government councils during the year is illustrated in Chapter 3 of Part V of this report.

## CHAPTER 2.

### TAXATION.

No direct income, business or capitation tax is levied, but the Administration derives revenue from taxation by way of import and export duties, licence fees, stamp and succession duties, registration fees, land rentals, sale of timber and royalties on gold and timber. During the year, increased rates were imposed on import duties and sales of timber.

Matters relating to customs are regulated under the *Customs Ordinance* 1951-1955, and the duties on goods imported into and exported from the Territory are prescribed by the *Customs Tariff Ordinance* 1933-1955 and also by the following Ordinances:—

*Customs (Export) Tariff Ordinance* 1951-1952.

*Customs (Rubber Export) Tariff Ordinance* 1951-1953.

*Customs (Cocoa Export) Tariff Ordinance* 1953.



The value of extra-territorial trade and direct revenue contribution therefrom for the period 1st July, 1953, to 30th June, 1956, was—

—	1953-54.	1954-55.	1955-56.
	£	£	£
Value of imports* .. ..	8,586,024	9,577,088	10,280,029
Amount of import duties .. ..	875,124	891,968	1,066,801
Value of exports* .. ..	10,044,394	10,060,641	9,885,623
Amount of export duties .. ..	346,716	490,388	482,038

\* Revised valuation basis see page 47.

Details of classified imports and exports, with values, are given in Appendix VII.

A council established under the *Native Local Government Councils Ordinance 1949-1955* is authorized by that Ordinance to levy rates and taxes to be paid within its area. Such rates and taxes are payable to the village treasury fund vested in the council. Information concerning the taxes levied during 1955-56 is given in Chapter 3 of Part V of this report.

## Section 2.—Money and Banking.

The currency system of the Territory is that operating in the Commonwealth of Australia. Australian notes and coins are legal tender in the Territory. Distribution of Australian notes is handled through the banking system of the Commonwealth. The Commonwealth Bank of Australia acts on behalf of the Commonwealth Government as distributing agent for Australian coin, through its branches at Lae and Rabaul.

Legal tender in the Territory is governed by the provisions of the *Currency Coinage and Tokens Ordinance 1922-1938*, and as to Australian notes by virtue of the application of the Commonwealth Bank Act. No new issue of Territorial coinage has been made since the re-establishment of civil administration after the war.

The foreign exchange regulations of the Commonwealth of Australia apply also to the Territory. Territory requirements of foreign exchange are met through the central banking system of the Commonwealth and are made available through the branches of the banks operating in the Territory. There are no restrictions on payments between the Territories of Papua and of New Guinea and the Commonwealth and the only restrictions on exchange transactions with other countries are those applicable to similar transactions between Australia and those countries.

As the Territory uses the currency of the Commonwealth of Australia, there are no separate exchange rates between the Territory and other countries. During the period under review there have been no major fluctuations in exchange rates between Australia and world countries.

There are three trading banks with branches operating in the Territory. These are the Commonwealth Trading

Bank of Australia, the Bank of New South Wales and the Australia and New Zealand Bank Ltd. At 30th June, 1956, thirteen branches were maintained by one or more of these banks at Bulolo, Goroka, Kavieng, Lae, Madang, Rabaul and Wewak. In addition there were bank agencies operating at Kokopo and Wau.

Savings bank facilities are provided by the Commonwealth Savings Bank of Australia, Bank of New South Wales Savings Bank Ltd., and Australia and New Zealand Savings Bank Ltd. A total of twelve branches, at 30th June, 1956, were maintained at Bulolo, Goroka, Kavieng, Lae, Madang, Rabaul and Wewak and 38 agencies were operating at smaller centres.

No information is available relating to current accounts maintained by indigenous people. However in June, 1956, the number of operative savings bank accounts of indigenous depositors was 31,048, the balances of which totalled £593,729.

Details are not available of the amounts invested by the indigenous people on fixed deposit and in government securities and loans.

Deposits with cheque paying banks and savings banks in the Territory of Papua and New Guinea, in June, 1956, were—

### CHEQUE PAYING BANKS (AVERAGE DEPOSITS).

	£
Deposits not bearing interest .. ..	4,895,452
Deposits bearing interest:—	
Current .. ..	200,167
Fixed .. ..	1,178,191
Total .. ..	6,273,810
Savings Banks .. ..	3,353,124

The Territory has no separate reserves of gold and foreign exchange, but relies on the reserves of the Commonwealth of Australia. Details of interest rates on loans and deposits are given in Appendix VI.

## Section 3.—Economy of the Territory.

### CHAPTER 1.

#### GENERAL.

##### *General Situation.*

The economy of the Territory is based on primary production and the major industries are agriculture, mining and timber. Although a high rate of activity has been achieved in these primary industries, and agricultural and timber production is expanding, the overall economic activity of the Territory is at a higher rate than can be sustained by these domestic industries alone. Administration expenditure, both of a recurring and capital nature, is higher than can be met from local sources. Generally, expenditure on imports is greater than the proceeds derived from exports. The gap is met and additional stimulus is

provided by the substantial grants made to local revenues by the Administering Authority. These have increased as follows:—

1953-54.	1954-55.	1955-56.
£3.1m.	£4.4m.	£4.9m.

In addition to the grants to local revenue the Administering Authority spends about £1,000,000 per annum on overseas aviation facilities and on other fields for which the local administration has not been made directly responsible.

As described in subsequent sections of this report, the grants are made for the purpose of providing facilities for the Territory's economic and social development. They also have the effect of accelerating development in local commercial undertakings. The net increase in nominal capital investments in locally registered companies participating in commercial and agricultural activities was £1,310,000. At 30th June, 1956, a total of 185 "local" companies were operating with an aggregate nominal capital of £13,782,000.

The predominance of agriculture in the economic life of the Territory has been mentioned previously. Agricultural production must, in view of the distribution and relationship of Territory resources, provide much of the basic income which will be associated with the economic advancement of the indigenous population. In this respect there is a continuing growth of indigenous participation in the various cash crop industries.

The principal economic events during the year under review affecting agricultural industries were—

- (a) while copra prices under the Australia/United Kingdom long term agreement were reduced by 10 per cent. from January, 1955, agreement prices still exceed open market prices by a substantial margin. The net prices paid to producers for the standard grade, for 1955 and 1956, were £69 and £61 15s. per ton respectively;
- (b) a sharp fall in the export price for cacao following a similar fall in world prices;
- (c) a decision, backed by the results of a poll of producers in Papua and New Guinea to continue the marketing of copra through a board similarly constituted to the present Marketing Board after the contract with the British Ministry of Food terminates in 1957.

Copra is the principal plantation crop. Many of the European owned coconut plantations are now ageing and comprehensive fertiliser and cultural trials have been undertaken on selected plantations to ascertain what measures may be taken to increase the per acre yield, and possibly rehabilitate palms which have passed or almost passed the limit of their economic usefulness under present conditions of management.

The trend in the copra industry is for a steady increase in the contribution of the indigenous population, which accounts for about 20 per cent. of current production. The contribution is expected to show an increase in about three years' time, when the impact of major coconut planting programmes, which have been undertaken over the last five years, is felt. More than 8,000 acres of new plantings were recorded during the year under review.

Exports of cacao again show an appreciable increase. There has been no diminution in the rate of expansion of cacao planting. The Lowlands Agricultural Experiment Station, Keravat, has sold about 1,000,000 more cacao seeds this year than in the previous year. Because of the high rate of expansion of cacao planting, the area of immature cacao is still in excess of the area in full bearing. A continuing rapid increase in production is anticipated during the next few years.

Planting of this crop by indigenes is about 17 per cent. of total plantings, and production of cacao beans approximately 28 per cent. of the total produced.

The area planted with coffee, mostly in the highlands districts, has increased from 700 acres in 1953-54 to 4,609 acres in 1955-56. This includes approximately 1,780 acres recently planted by indigenes.

There is at present no commercial rubber production in the Territory.

Peanut production has continued to expand and the crop has become part of the pattern of indigenous agriculture, being grown with yams, taro, rice and other food crops. The total area planted by indigenous producers in 1955-56 was approximately 1,500 acres representing 70 per cent. of total plantings. Of the total production, about 50 per cent. was consumed by the indigenous people themselves, the balance being sold.

The growing of rice by Europeans is not increasing, and of a total area of 2,030 acres, 1,230 acres were planted by indigenous growers. The recent enthusiasm for tree crops, in particular cacao, has to some extent dampened indigenous interest in rice production especially in the Madang District. This is not being allowed to inhibit the rice programmes, particularly for the purpose of adding a storable grain to subsistence production.

The production of passionfruit is in the hands of indigenous producers. A small but valuable industry has been established in the highlands. During the year a total of 750,000 lb. of fruit was sold to processors at centres located at Goroka, Chimbu and Mount Hagen.

The supply of vegetables from indigenous growers to town markets including Rabaul, Lae, Madang and Kavieng has increased. Production included 10 030,000 lb. of sweet potatoes, 235,000 lb. of potatoes, 192 tons of mixed root crops, and a large quantity of lettuce, tomatoes, &c.

Though the pastoral industry is as yet of minor economic importance, there are signs of its growth. During the year an area of 20,000 acres was leased under conditions which require that within two years it be stocked with 1,000 breeding cattle. The expected increase in importations due to the introduction of the freight subsidy

scheme (*see* Part VI., Section 4, Chapter 4) should assist in establishing a cattle population, and ultimately in reducing the dependence upon importation of animal products.

Owing to a large increase in prices on the international markets of trochus and other shell the value of these exports increased by almost 50 per cent. to £300,000.

Production of timber and timber products has continued to increase. In addition to meeting larger local demands exports increased by one-sixth to over £1,000,000 and now almost equal the value of gold exports.

The main mining activity continued to be the production of gold. The importance of this industry is declining as it has been working for some years on known reserves. The largest of these, the Bulolo dredging fields, is approaching exhaustion.

Gold bullion produced during the year amounted to 71,519 ounces valued at £1,117,483.

Alluvial gold mining is a growing occupation among indigenous people and their operations are extending. Production from this source during the year amounted to 447 ounces valued at £6,650.

Advice, assistance and some supervision is given by the Administration in the formation and management of co-operative societies. The value of commodities produced by societies during the year was £284,107, with a total turnover of £449,670.

During the year, £54,046 was paid to the indigenous people under the War Damage Compensation Scheme. Total payments during the period 1947-56 amounted to £1,717,264. In addition, a further sum of £189,667 was paid out in 1945-47 in Papua and New Guinea, but records do not indicate how much of this was paid in each Territory.

#### *National Income.*

It is impracticable at this stage to obtain adequate statistics for the purpose of estimating the national income.

#### *Non-Governmental Organizations.*

The main non-governmental organizations of an economic nature are the Chamber of Commerce, Rabaul; Co-operative Societies; Highland Farmers' and Settlers' Association and Planters' Association of New Guinea.

## CHAPTER 2.

### POLICY AND PLANNING.

#### *General.*

Economic policy is directed to developing the resources of the Territory with a view to sustaining a rising standard of living for the whole population, and to encouraging all sections of the community to play their part in that development, with increasing participation by the indigenous inhabitants.

Most of the indigenous population are agriculturists, and the advancement of indigenous agriculture—for local food supply and improved land use in village gardens, as well as for the economic production of crops for sale—has a high priority in the Government's policy for the Territory.

Increased quantities and greater diversification of local food supplies will permit improved nutritional standards and reduce the dependence of the Territory on certain foodstuffs at present imported. Increased production of cash crops by both indigenous and non-indigenous producers will increase the volume of exports. Both factors in the long run will enable the Territory to achieve a greater degree of economic maturity.

The Administering Authority's plans for the development of the Territory's resources are implemented not only through measures of a purely economic nature, but through its social policies as well, in particular in the fields of health and education. From an economic stand-point programmes of development in these fields, particulars of which are given elsewhere in this report, have a twofold effect. On the one hand the expenditure they involve, which is mainly from financial grants made by the Administering Authority, helps to stimulate local economic activity. On the other hand their long-term effect will be, through the raising of health and general educational standards, to accelerate economic progress and enable the indigenous population to make an increasingly effective contribution by their own efforts to the provision of the goods and services they need.

One of the most important aspects of economic policy directly affecting the indigenous people is that which concerns the administration of land. The effect of the land laws is that all land is regarded as native-owned, unless it has been either acquired from the owners or shown by prescribed procedures to have been unoccupied or unclaimed. Only the Administration may acquire native-owned land, and it may do so only if in its judgment the land is surplus to the present and prospective needs of the people. Having acquired the land, the Administration may dispose of it to settlers, but the only form of tenure it gives is leasehold, so that it can still retain some control over the use to be made of the land, and so that, periodically, in accordance with the terms of the lease granted, it will have an opportunity of reviewing the future of the land.

In addition to protecting such indigenous interests in land as already exist, the Administration is giving attention to the need for ensuring that, with the growth of population and with the increased interest of progressive communities in economic enterprises, any given indigenous group, or enterprising individuals within the group, will have the use of all the land they need. Already some indigenous agriculturists who did not have suitable land under their traditional system of tenure have become holders of leases of land previously acquired by the Administration and an extension of this system will be necessary in the future.

The Administering Authority ensures that measures for the advancement of indigenous agriculture go side by side

and keep pace with measures for non-indigenous settlement, and the calculation of the land needs of the indigenous people is related to the changing conditions brought about by these measures.

The investment of outside capital in the Territory is encouraged subject to suitable safeguards which ensure that the interests of the indigenous inhabitants are fully protected. In the circumstances of an under-developed country such a policy is essential if its resources are to be adequately developed. Moreover, economic expansion in which management and technical knowledge are provided by non-indigenous private industry and the bulk of the labour by the indigenous inhabitants can have an important influence in training the latter to play an increasing part in the development of their country.

Apart from the general aspects referred to above, the Administering Authority's economic plans and policies for the Territory embody many forms of assistance both direct and indirect.

Production of primary products is encouraged by preferential tariff treatment accorded by Australia to certain commodities and by exemption from primage duty. The services of specialists from various technical departments of the Australian Government are provided to investigate problems relating to such matters as crops, stock-raising, timber development, fisheries surveys and geological surveys. An example of this is the continued assistance given by the Australian Commonwealth Scientific and Industrial Research Organization in the survey of natural resources.

Subsidies, either of a direct nature or by the carrying of economic operating losses, have been provided for sea and air transport and telegraphic communications, whilst facilities of a high standard have been established for civil aviation. A vigorous road-building programme has been pursued to open up inland areas.

The importation of livestock has been encouraged by the granting of freight subsidies and customs exemptions have facilitated the importation of agricultural machinery and other mechanical equipment.

A considerable amount of research and experimental work is carried on by the various departments of the Administration in relation to agricultural production, pests and diseases, stock-breeding, fisheries and forests.

Training and advice are provided for the indigenous inhabitants in relation to all aspects of their economic activities. Agricultural extension work directed to improving the methods of indigenous farmers, introducing and encouraging the production of new subsistence and cash crops, and providing training and advice in regard to processing, marketing and distribution is one of the main functions of the Department of Agriculture, Stock and Fisheries. Full particulars of this activity are given in Chapter 3 (b) of Section 4 of this Part.

The work of the Administration in other fields of economic activity with which the indigenous people are concerned is described in Chapters 4 to 8.

#### *Administrative Organization for Economic Development.*

In so far as their work is concerned with the general advancement of the people and the creation of conditions in which progress can take place, the majority of the departments of the Administration—ranging from the Department of Health, which combats and controls human disease, to the Department of Works, which is responsible for the provision of roads, power and water supplies and buildings—have particular functions to perform in respect of economic growth and development. Those most directly involved, however, are the Department of Agriculture, Stock and Fisheries, the Department of Forests and the Department of Lands, Surveys and Mines, all of which work in close conjunction with the Department of Native Affairs. As indicated above, the first-mentioned Department is the one mainly responsible for economic progress among the indigenous people.

Other instrumentalities with responsibilities in the field of economic development are the Land Development Board, which co-ordinates the work of land settlement, and the Copra Marketing Board, which undertakes the marketing of all copra exported from the Territory. Producers are represented on this Board and the Administering Authority guarantees advances for operations (approximating £8,000,000 per annum) made by the Rural Credits Department of the Commonwealth Bank of Australia. The policy is to improve the quality of copra produced in the Territory, to reduce the quantities of lower grade copra, to assist indigenous growers in increasing output and to ensure an equality of treatment for all producers.

As described in Chapter 3 of Part V., native local government councils prepare, finance and administer local economic development programmes, while co-operative societies are also playing an increasingly important part in the economic progress of the indigenous people. Details of co-operative activity are given in Chapter 1 of Section 4 of this Part. The Department of Native Affairs and the Department of Agriculture, Stock and Fisheries are active in fostering the growth of these forms of organization among the people and in giving advice and assistance to them in their economic plans.

By its programme of agricultural training for potential appointees to the Auxiliary Division of the Public Service, the Department of Agriculture, Stock and Fisheries is also preparing the way for increased participation by the indigenous people in the work of agricultural administration.

#### *Programmes of Economic Development.*

On the basis of the research and experimental work which is being carried on and surveys which have been made to determine the extent of resources and appropriate patterns of development, economic plans and programmes of various kinds have been drawn up and are being implemented.

In the field of agriculture in particular, action plans are in operation to encourage the production of a number of commodities, while programmes for the development of

indigenous agriculture in the various administrative districts have also been laid down. These are described in Chapter 3 (b) of Section 4.

References to plans for development in other fields of economic activity will be found in Chapters 4 to 10 of the same section.

#### *Credit Assistance for Economic Development.*

The *Treasury Ordinance 1951-1955* provides that the Administration may guarantee repayment to a bank of any loan made by the bank to any person for various purposes approved by the Minister. The Administration has guaranteed five loans under this Ordinance for the purpose of development of central cacao fermentaries operating under certain native local government councils in the Gazelle Peninsula.

Activities by groups and associations of indigenous people may be assisted further by the provision of special credit facilities under the *Native Loans Fund Ordinance 1955*. This legislation provides that loans may be granted to further economic projects in primary and secondary industries and those of a commercial nature; for welfare projects on a local government or community or group basis; and for other similar purposes.

### CHAPTER 3.

#### INVESTMENTS.

Procedures for the formation and registration of companies are prescribed in the *Companies Ordinance 1912-1926*, (Papua, adopted), the *Companies Ordinance 1933-1938*, the *Companies (New Guinea) Ordinance 1952*, the *Companies (New Guinea) Ordinance (No. 2) 1952*, the *Companies (New Guinea) Ordinance Amendment Ordinance 1952*, the *Companies (New Guinea) Ordinance 1953*, and the *Companies (New Guinea) Ordinance 1954*.

During the year 1955-56, 26 companies having a total nominal capital of £1,480,000 were incorporated as "local" companies, and six companies with a total nominal capital of £120,100 were de-registered. The net increases during the year in the commercial, plantation and airline categories, were £665,000 (9.37 per cent.), £645,000 (17.6 per cent.) and £50,000 (5.81 per cent.) respectively. At 30th June, 1956, 185 companies with an aggregate nominal capital of £13,781,900 were operating.

Ten "foreign" companies (i.e., companies incorporated outside the Territory and carrying on business in the Territory) were registered during the year, and four were de-registered, making a total of 85 foreign companies operating in the Territory as at 30th June, 1956. Of these companies 50 were incorporated in Australia, 19 in England, 4 in New Zealand, 8 in the Territory of Papua and 1 each in Canada, Hong Kong, Malaya and the United States of America. Many of these companies operate through agents, usually a local company or firm, and the exact amount of capital actually invested in the

Territory is not known. The nominal capital of the companies incorporated outside the Territory but within the sterling area totalled £173,663,167, one company incorporated in Canada had a nominal capital of \$6,000,000 and one incorporated in Hong Kong a nominal capital of \$10,000,000.

Particulars of local and foreign companies and their nominal capital are given in Appendix VII.

No statistics are available to show the interest, profit, dividends, &c., of the above companies or the extent to which profits remained in the Territory.

The Commonwealth of Australia has subscribed capital in one incorporated local company and one foreign company incorporated in the Territory of Papua. The companies, Commonwealth-New Guinea Timbers Limited and New Guinea Resources Prospecting Company Limited, have a nominal capital of £2,000,000 and £300,000 respectively. The total paid up capital of Commonwealth-New Guinea Timbers Limited is £1,500,000 and the Commonwealth have subscribed £750,001. The total paid up capital of New Guinea Resources Prospecting Company Limited is £225,000 and of this the Commonwealth have subscribed £114,749.

The *Business Names Ordinance 1952-1953* of the Territory of Papua and New Guinea requires every person or persons carrying on business in the Territory under a name which does not consist of the true surnames (together with the christian name or names and initials thereof) of all the members of the business, to register the business names in accordance with the Ordinance. At the 30th June, 1956, 350 names were registered under this Ordinance.

### CHAPTER 4.

#### ECONOMIC EQUALITY.

Nationals of members of the United Nations, other than the Administering Authority, and of non-members of the United Nations enjoy equal treatment in economic matters with nationals of the Administering Authority, but no company having for its object, or one of its objects, the engaging in agricultural, pastoral or forestry pursuits, mining for coal or iron ore or aerial navigation, may be formed or registered unless at least two-thirds of the shares issued by the company are held by or on behalf of British subjects. The legislation embodying this provision is at present being examined.

### CHAPTER 5.

#### PRIVATE INDEBTEDNESS.

There is no problem of private indebtedness among members of any section of the population. Amongst the indigenous population there is a certain amount of indebtedness in kind and in services towards kinsfolk, but this is within the framework of the social structure and forms an essential part of their custom in relation to marriage, &c. Usury is not practised in the Territory.

## Section 4.—Economic Resources, Activities and Services.

### CHAPTER 1.

#### GENERAL.

##### *Policy and Legislation.*

The general situation regarding economic resources, activities and services is described in Chapter 1 of Section 3 of this Part.

Policy with regard to the natural resources of the Territory is based on the development, improvement and increased production of crops and products suitable for Territory requirements and for export, and management that will ensure that such resources, especially land and forests, are available in the future. In the development of crops and products, special encouragement is given to items which are imported into the Territory or for which the overall market prospects are considered to be good. The development of indigenous agriculture takes high priority in the policy of the Administering Authority.

The executive responsibility for the implementation of governmental policy rests with the Departments of Agriculture, Stock and Fisheries, Forests, and Lands, Surveys and Mines, working in close conjunction with the Department of Native Affairs and the District Administration.

Legislative provisions relating to the conservation and protection of the Territory's resources include Lands, Mining, Forestry and Animal and Plant Quarantine Ordinances; and developmental enactments such as the *Fire Prevention Ordinance 1951-1955*; *Native Economic Development Ordinance 1951-1952*; *Native Loans Fund Ordinance 1955*; *Papua and New Guinea Copra Marketing Board Ordinance 1952*; *Petroleum (Prospecting and Mining) Ordinance 1951-1954*; the *Copra Ordinance 1952*; the *Rubber Ordinance 1953* and the *Cacao Ordinance 1951-1952*.

In addition to providing measures for control of pests and diseases, some ordinances and regulations prescribe for the inspection and grading of the product according to recognized standards.

Organizations which have major responsibilities in connexion with economic resources, activities and services are the Land Development Board which co-ordinates the work of land settlement and also examines the order in which areas of Administration land should be made available for land settlement, having regard to all relevant factors and the use of land in the best interests of the Territory, and the Copra Marketing Board which markets all copra exported from the Territory.

Indigenous laws and customs, on the whole, do not conflict with the provisions made to conserve resources. Care is taken to see that non-indigenous development is not injurious to indigenous interests.

##### *Production, Distribution and Marketing.*

Apart from copra and rubber, the export of which is controlled, agricultural products may be sold freely on

internal or external markets according to the owner's judgment of the relative advantages. Generally there is competition between traders operating in the Territory for the handling of products for marketing overseas.

There is a small number of indigenous inhabitants in business on their own account and details regarding their increasing activities through co-operative societies and native local government councils are set out elsewhere in this report.

The number of indigenous people engaged in mining for alluvial gold is increasing. Gold won is received and marketed, and the proceeds obtained are paid to the miners by the Administration through the Department of Lands, Surveys and Mines and the Department of Native Affairs. These mining operations are encouraged by the Administration by technical advice and help, and advances on lodgment of gold parcels.

Australia provides a ready market for an appreciable portion of the exportable surplus of Territory production, which is at present mainly copra, timber, cocoa, coffee and gold. The Territory is accorded preferential tariff treatment by Australia and all Territory produce is exempt from primage duty. Territory produce normally pays the lowest rate of duty applicable under the Australian tariff and for several commodities special rates apply. These rates, which are mostly free, are almost exclusively for Territory produce. As stated in the 1954-55 report, items admitted free are copra, cocoa, beans, coffee and peanuts.

The Australian Tariff Board has recommended the admission free of duty into Australia of timber originating in and exported from New Guinea but for plywood the recommendation for duty-free admission is limited to a quantity of 12,000,000 square feet per annum. To complete action on this recommendation an extension of the waiver under the General Agreement on Tariffs and Trade for duty-free admission into Australia was required. This has now been obtained and the way is thus open for Australia to give full effect to its Tariff Board's recommendations for duty-free admission. The necessary measures are under consideration. In the meantime, duty-free admission is being granted on a temporary basis.

The market for copra, the staple export industry, is at present determined by an agreement with the United Kingdom Ministry of Food. Under the agreement, the United Kingdom has agreed to purchase, up to the end of 1957, the total quantity of copra (including 15,000 tons in the form of coconut oil) available for export from the Territory after meeting the requirements of the Territory and the requirements of the Australian market for processing for home consumption.

Prices are negotiated annually and the provision in the agreement which limits price variations to a maximum of 10 per cent. up or down, gives producers a considerable measure of stability.

During 1956 the price of copra sold under the agreement was £58 10s. per ton sterling f.o.b. World open market copra prices have been below prices under the agreement during 1955-56.

The price paid to producers for copra delivered ex coastal ships' slings, or in the cases where road transport is used, at warehouse door, is arrived at by deducting customs charges and handling and other internal marketing charges from the f.o.b. agreement price.

The production of copra of good quality is encouraged by the payment of a premium on first grade copra, while Territory legislation provides for grading and inspection before export.

The marketing of copra is under the control of the Copra Marketing Board. Membership of the Board includes representatives of producers.

Following the almost unanimous request of producers for the continuation of controlled marketing of copra under a Board constituted generally in the same way as the present Copra Marketing Board, arrangements are being sought for a continuation of controlled marketing of copra from the Territory of Papua and New Guinea after the expiry of the Australia/United Kingdom copra agreement at the end of 1957.

Export of cocoa beans increased to 1,260 tons, being 180 tons higher than for the preceding year, notwithstanding an unfavourable growing season in the main production area, the Gazelle Peninsula of the New Britain District.

Financial assistance has been granted to native local government councils, and other bodies, for the development of agriculture by the use of mechanical equipment. Another form of financial assistance is exemption of agricultural machinery from customs duty.

#### *Stabilization.*

In 1946-47, a levy was imposed on all copra exported from Papua and New Guinea for the purpose of creating a stabilization fund. The Customs (Export) Tariff Ordinance requires that, at the present level of price, £2 per ton be paid on all copra (and coconut oil at a pro rata rate) exported from the Territory. At the 30th June, 1956, the fund totalled £2,497,000. The fund will be administered by a Board to be set up under the Copra Industry Stabilization Ordinance. The Board, which will consist of five members, including three representatives of the copra producers, may use the fund to pay bounties to copra producers.

Apart from this, there are no arrangements designed to protect producers against any adverse price fluctuation or to create financial reserves for the promotion and improvement of economic development.

#### *Private Corporations and Organizations.*

Companies registered under the *Companies Ordinance* 1912-1926 (Papua, adopted) and amendments, engaged in the Territory in respect of the principal economic resources, activities and services, and having a nominal capital of £100,000 and over, are as follows:—

##### *Commercial—*

Albert G. Sims Limited.  
Anderson's Pacific Trading Company Limited.

Brown & Dureau Limited.  
Burns Philp & Company Limited.  
Burns Philp (New Guinea) Limited.  
Burns Philp Trust Company Limited.  
Chipper Holdings Limited.  
Colyer Watson (New Guinea) Limited.  
Commonwealth-New Guinea Timbers Limited.  
Electric Power Transmission (New Guinea) Limited.  
Gabriel Achun & Company Limited.  
Hastings Deering (New Guinea) Pty. Limited.  
J. L. Chipper & Company Limited.  
New Britain Shipping and Docking Company Limited.  
New Guinea Company Limited.  
Pacific Holdings Limited.  
Pacific Trading Company Limited.  
Palmoils (New Guinea) Limited.  
Rabaul Investments Limited.  
Robert Gillespie (New Guinea) Limited.  
South Pacific Lumber Company Limited.  
The B.N.G. Trading Company Limited.  
The Bougainville Company Limited.  
The China Navigation Company Limited.  
The Indo-China Steam Navigation Company Limited.  
The Shell Company of Australia Limited.  
T. J. Watkins (New Guinea) Limited.  
Vacuum Oil Company Limited.  
W. R. Carpenter & Company Limited.  
W. R. Carpenter & Company (Solomon Islands) Proprietary Limited.  
W. R. Carpenter Overseas Shipping Limited.

##### *Plantation—*

Bay Miller Limited.  
Choiseul Plantations Limited.  
Coconut Products Limited.  
Cottee's Passiona Limited.  
Cottee's Passiona (New Guinea) Limited.  
Edgell & Whitely Limited.  
Island Estates Limited.  
Korfena Plantations Limited.  
Kulon Plantations Limited.  
Los Negros Industries Limited.  
Macquarie Investments Limited.  
MacRobertson Proprietary Limited.  
New Britain Plantations Limited.  
New Guinea Plantations Limited.  
New Hanover Plantations Limited.  
New Ireland Plantations Limited.  
Pacific Industries Limited.  
Pacific Tobacco & Development Limited.  
Salami Estates Limited.  
The Buka Plantations & Trading Company Limited.

##### *Air Line—*

Gibbes Sepik Airways Limited.  
Island Transport (New Guinea) Limited.  
Mandated Air Lines Limited.  
Qantas Empire Airways Limited.

*Mining and Oil—*

Anglo-Oriental (Malaya) Limited.  
 Australasian Petroleum Company Proprietary Limited.  
 Bulolo Gold Dredging Limited.  
 Enterprise of New Guinea Gold and Petroleum Development No Liability.  
 Gold and Power Limited.  
 Island Exploration Company Proprietary Limited.  
 New Guinea Consolidated Mining Company Limited.  
 New Guinea Industries Limited.  
 New Guinea Goldfields Limited.  
 New Guinea Resources Prospecting Company Limited.  
 Northern Territory Prospecting & Development Company Limited.  
 Sandy Creek Gold Sluicing Limited.  
 Sunshine Gold Development Limited.

*Insurance—*

Atlas Assurance Company Limited.  
 Bankers' & Traders' Insurance Company Limited.  
 Eagle Star Insurance Company Limited.  
 Guardian Assurance Company Limited.  
 Harvey Trinder (N.G.) Limited.  
 Lombard Insurance Company Limited.  
 National & General Insurance Company Limited.  
 Phoenix Assurance Company Limited.  
 Queensland Insurance Company Limited.  
 Royal Exchange Assurance.  
 Royal Insurance Company Limited.  
 Southern Pacific Insurance Company Limited.  
 Sun Insurance Office Limited.  
 The Australian Temperance and General Mutual Life Assurance Society Limited.  
 The Central Insurance Company Limited.  
 The Employers' Liability Assurance Corporation Limited.  
 The Liverpool & London & Globe Insurance Company Limited.  
 The Merchants' Marine Insurance Company Limited.  
 The National Insurance Company of New Zealand Limited.  
 The National Mutual Life Association of Australasia Limited.  
 The New Zealand Insurance Company Limited.  
 The South British Insurance Company Limited.  
 The United Insurance Company Limited.  
 The Yorkshire Insurance Company Limited.  
 Union Assurance Society Limited.  
 Vanguard Insurance Company Limited.

*Banking—*

Australia and New Zealand Bank Limited.  
 Australia and New Zealand Savings Bank Limited.  
 Bank of New South Wales.  
 Bank of New South Wales Savings Bank Limited.

*Monopolies.*

The following public monopolies have been established:—

- (a) Papua and New Guinea Copra Marketing Board—this Board controls the export and sale of all copra exported from the Territory.  
 (b) Posts and Telegraphs—the postal and telecommunications services are reserved to the Administration, the latter service being operated in conjunction with the Overseas Telecommunications Commission of Australia.

*Co-operatives.*

The co-operative movement is under the supervision and guidance of a Registry of Co-operatives, and staff are stationed at strategic points in the districts to enable the widest possible coverage of economic activity.

The movement showed a further expansion during the year. Co-operative societies now number 96 with a total turnover of £449,670 for 1955-56. This is an increase of thirteen societies by comparison with the previous year, but a small decrease in turnover is due mainly to the lower price obtained for copra during the year. Particulars of societies and associations are given in Appendix XIV.

Three classes of societies are recognized—societies registered under the *Co-operative Societies Ordinance 1950*; societies registered under the *Native Economic Development Ordinance 1951-1952*; and unregistered societies. All societies operate on accepted co-operative principles, but are related in classification to the degree to which they are capable of managing their own affairs without Administration supervision and assistance.

Societies are further classified into two main categories: primary and secondary organizations. The primary organizations consist of marketing and consumer retailing bodies dealing directly with individual members. A society which combines both these activities is termed a dual purpose primary. There are at present 39 single purpose and 57 dual purpose primary societies.

Secondary organization is represented by associations of societies, which are groups of societies joined together to effect an amalgamation of their purchasing power in retail consumer store operation, and their marketing volume in relation to agricultural production. Another function of associations is the concentration of capital to facilitate the purchase of large assets such as shipping, land transport, agricultural machinery, &c. The association performs for its component societies various functions which the individual societies could not themselves perform as adequately or economically. The allotment of functions to a secondary body is decided in the light of particular local circumstances, and it is an established principle that the association remains the servant of the societies and that societies should not become branches of a parent body. There are five associations with 76 member societies.

*Supervision and Consolidation.*—Throughout the year routine visits of inspection were made by the Co-operative Section staff for purposes of supervision, guidance and



auditing. These visits are essential to avoid malpractices and uneconomic dealings, and to assist the indigenous people to achieve a better understanding of the basic principles involved. Their striving for improvement must be guided, and is given proper outlet by placing before them a series of obtainable goals commensurate with their abilities and circumstances, so that, step by step, their economic and social standards improve. They are educated to understand how and why particular goals are selected, and how and why they are attained. At the same time care is taken to develop independent habits of thought so that the societies may progress to a stage where they can carry on without close supervision.

*Co-operative Education.*—Informal co-operative education was continued through the medium of discussion groups in the villages during visits by officers. A storeman's course of training has been completed and an advanced inspector's course is in progress. Sixty persons have completed the nine months inspector's course, but it has been found that some of them have not proved capable of assuming the added responsibilities required of them in the field.

It is anticipated that the Co-operative Education Centre at Port Moresby will be completed in 1956. A grant from the Commonwealth Bank made in 1954, with a further amount in 1955, supplemented by contributions from the Territory societies has provided sufficient funds to proceed with the necessary construction.

A delegate attended the 1956 Congress of Queensland Co-operatives as in previous years.

Consolidation, particularly in relation to increased member participation, has been carried out in a number of areas, but the main effort has been directed at the financial structure of societies, in particular the share capital/fixed assets relationship and the rebate surplus/ready cash position. The problems are being solved partly by additional capital subscription and partly by restricting operational levels. This has enabled societies to pay rebates totalling £19,119 during the year under review. Reserves have been withdrawn from working capital wherever possible, and have been invested, improving the financial aspect of society structure. There are, however, societies whose financial structure requires further revision, and it will be some years before all societies reach an ideal financial balance.

Through poor business practices, a number of societies faced the possibility of liquidation. The enforcement of correct grading of copra, according to Territory legislation, has continued to be a problem to many societies and has, at times, adversely affected some societies. In most cases recovery has followed the members' recognition of their position. Most of the societies are operating satisfactorily. Improvement in efficiency can be expected from an enhanced flow of trained indigenous personnel, but activities in the various districts show clearly that a large measure of government assistance and supervision is essential to maintain and expand co-operative activity.

### *Rural Progress Societies.*

As from June, 1955, these societies are formed only in areas where the Co-operative Registry is not operating, and only in the case of communities wishing to pool their resources to undertake an agricultural project necessitating the purchase of relatively costly equipment, e.g., rice processing plant or copra driers. It is now the practice for such societies, which are sponsored by the Department of Agriculture, Stock and Fisheries, to be registered under the Native Economic Development Ordinance.

## CHAPTER 2.

### COMMERCE AND TRADE.

#### *General.*

The commercial life of the Territory is based mainly on the production and sale of primary products and the importation of manufactured goods, including foodstuffs. The indigenous inhabitants are almost wholly self-sufficient in the production of food and domestic requirements, but new demands continue to increase through the Administering Authority's efforts to improve the standard of nutrition, health and village hygiene and the general standard of living. These demands are met through commercial channels including co-operatives in areas where the indigenous inhabitants are in close contact with the Administration and where cash crops and trading have been introduced.

Although the indigenous inhabitants are taking an increasing part in commercial activities, the bulk of the commerce and trade in the Territory is conducted by European, and to a smaller extent by Asian, enterprise. Particulars of companies, trading establishments and enterprises are given in Appendix VII and also in Chapter 1 of this Section.

The normal method of distribution is through wholesale and retail traders at the main ports and centres or through small stores and by mail orders in the more scattered settlements. There is also a certain amount of direct trade between private individuals in the Territory and business houses in Australia.

Markets are established in the principal centres for the sale by the indigenous inhabitants of fish, vegetables, fresh fruit and other foods. In local government areas these markets are normally controlled by the councils.

There is no restriction on the distribution of foodstuffs, piece goods or essential commodities in the Territory.

Price control exists under the *Prices Regulation Ordinance* 1949. There is no need for any special measures for the allocation of essential commodities. There are no shortages of such commodities and their distribution is adequately catered for by normal commercial channels.

#### *External Trade.*

The development of existing crops and new crops, for which it is considered that the market prospects are satisfactory, is encouraged. Copra, the staple export product,

is marketed by the Copra Marketing Board (a government board on which half the members are producer representatives). Under an agreement with the United Kingdom Ministry of Food, which has assured an appreciable measure of price stability, producers have received more than the open market prices for their copra throughout the year. The Agreement is to terminate in 1957, but, as mentioned above, producers have elected to continue uniform marketing through a Marketing Board.

Produce from the Territory imported into Australia receives preferential tariff treatment and all New Guinea produce is exempt from Australian primage duty.

The following figures demonstrate the growth of trade:—

Year.	Total Trade.	Imports.	Exports.
	£(a)	£(a)	£(a)
1951-52 .. ..	14,979,640	7,412,820	7,566,820
1952-53 .. ..	15,834,589	6,523,824	9,310,765
1953-54 .. ..	18,630,418	8,586,024	10,044,394
1954-55 .. ..	19,637,729	9,577,088	10,060,641
1955-56 .. ..	20,165,652	10,280,029	9,885,623

(a) The valuations ascribed to imports and exports are now quoted on an f.o.b. basis and are not comparable with those quoted in earlier reports.

It will be seen that for the year ended 30th June, 1956, imports increased by £702,941 and exports decreased by £175,018, compared with the preceding year.

There are no direct or indirect subsidies designed to stimulate imports or exports of any particular category. No preferences on imported goods are given in the Customs Tariff of the Territory.

The range of items included in the external trade, with details of values and countries of origin or destination, is shown in the tables in Appendix VII.

The following table shows the volume of the principal exports and increases and decreases according to value by comparison with 1954-55:—

—	Quantity.	Value.	Increase.	Decrease.
		£	£	£
Cocoa beans ..	1,260 tons	352,105	..	160,099
Coffee beans ..	166 tons	91,698	19,123	..
Coconut Meal and Oil Cake ..	6,127 tons	131,467	49,944	..
Coconut Oil ..	10,331 tons	1,326,806	111,144	..
Copra ..	62,240 tons	4,795,987*	..	348,365
Gold ..	71,519 oz.	1,117,483	..	221,990
Hides and Skins ..	..	30,092	2,895	..
Passion Fruit Pulp and Juice ..	200,339 lb.	37,543	21,838	..
Peanuts ..	172 tons	23,336	..	4,292
Shell—				
Greensoil ..	178 tons	72,819	26,771	..
Trochus ..	481 tons	230,200	57,292	..
Silver ..	42,950 oz.	17,169	..	421
Timber—				
Logs ..	2,651,949 sup. ft.	61,988	2,880	..
Sawn ..	3,872,775 sup. ft.	230,986	69,320	..
Plywood ..	21,383,403 sq. ft.	749,179	104,250	..
Veneer ..	924,932 sq. ft.	9,440	..	26,756

\*Revised value 1954-55—£5,144,352

*Customs Duties.*—All receipts from imports and exports to and from the Trust Territory are recorded separately and no customs union exists with the metropolitan country.

Customs duties are imposed on imports and exports in accordance with the following Ordinances:—

*Customs Tariff Ordinance 1933-1955.*

*Customs (Export) Tariff Ordinance 1951-1952.*

*Customs (Rubber Export) Tariff Ordinance 1951-1953.*

*Customs (Cocoa Export) Tariff Ordinance 1953.*

The *Customs Tariff Surcharge Ordinance 1951-1953*, which levied a surcharge of 10 per cent. on all import duties, was repealed on 25th October, 1955. The *Customs Ordinance 1951-1955* was also amended to make "value for duty" f.o.b. value instead of f.o.b. plus 10 per cent. This followed amendments to the tariff which resulted in most items becoming subject to duty at the rate of 15 per cent. in lieu of an effective rate of 12.1 per cent. The amendments also provided for duty at the rate of 5 per cent. to be levied on textiles, and for increases on trade tobacco, motor vehicles, petroleum products and spirituous liquors. Items on which rates of duty were reduced or repealed included machinery, fungicides and weedicides.

*Import Restrictions.*—The Territory draws on Australian overseas funds in paying for imports from sources other than Australia. During 1955 Australia found it necessary to intensify import restrictions in order to further conserve overseas exchange. In view of this, and having regard to the heavy increases in the value of licences being taken out by importers for less essential and luxury class goods, import restrictions in the Territory were re-imposed on 1st December, 1955. These restrictions are, however, not as severe as those applied in Australia and are adapted to the special needs of the Territory. In general, the restrictions are designed to hold essential imports from non-Australian sources to the 1954-55 level, and to cut various classes of less essential and luxury items by 10 per cent. and 25 per cent. respectively. For the purpose of the restrictions, imports are divided into four categories, namely, "A", "B", "C" and "Administrative".

Category "A" relates to items such as structural iron and steel, metal and metal manufactures, nails and screws, aircraft, and wood-working machinery. Licences issued in respect of goods under this category are granted up to 100 per cent. of the value of 1954-55 imports.

Category "B" relates to items such as automobiles, apparel and attire, alcoholic liquors, manufactured tobaccos, cigarettes, textiles, household utensils, paper and paper manufactures and rubber manufactures. Licences issued under this category are granted up to 90 per cent. of the value of 1954-55 imports.

Category "C" relates to goods of non-essential character, and to foodstuffs and other items which are

readily obtainable from Australian sources. Imports under this heading are restricted to 75 per cent. of the value of 1954-55 imports.

"Administrative" category comprises essential items such as agricultural machinery and certain other types of machinery, petroleum products, cement, bags and sacks, drugs and dressings, articles for use in religious services and articles for use in educational services. The objective in respect of these goods is to adhere to the 1954-55 level, but this level may be exceeded if essentiality is shown.

*Export Licences.*—The *Exports (Control of Proceeds) Ordinance 1952* provides that the exportation of any goods is prohibited unless a licence is in force and the terms and conditions (if any) to which the licence is subject are complied with or the goods are to be exported to the Commonwealth of Australia or any Territory of the Commonwealth. The Ordinance is designed to ensure the receipt into the banking system of all proceeds of overseas transactions. No fees are imposed for the issue of licences.

### CHAPTER 3.

#### LAND AND AGRICULTURE.

##### (a) LAND TENURE.

##### *Classification of Land.*

Lands in the Territory are classified as follows:—

- (a) native-owned land;
- (b) freehold land;
- (c) Administration land, including land leased to indigenous and non-indigenous inhabitants; and
- (d) ownerless land.

##### *Native-owned Land.*

The importance of land to the indigenous people and the necessity of protecting their ownership rights have always been recognized by the Administering Authority, and provisions to protect these rights and regulate dealings in land are included in all the land laws of the Territory. The most important safeguard is the provision that land owned by indigenous people may be alienated only to the Administration and then only after the fulfilment of certain conditions. These are—

1. The price must be equitable.
2. The owners must be willing to sell.
3. The district commissioner must certify that the proposed alienation would not be detrimental to the indigenous people in the present or the foreseeable future.

All unalienated land is regarded as native-owned until it has been demonstrated by prescribed procedures that it is unoccupied and unclaimed. This is designed to protect the interests of the indigenous inhabitants until such time as the position regarding ownership of land is clarified by the Native Land Commission. Any land of which there are no owners, or where ownership cannot be proved to the satisfaction of the Commission, will be taken possession of by the Administration.

Provisions for the investigation and recording of rights and interests in land and the establishment of a register of lands owned by indigenous people are contained in the Native Land Registration Ordinance.

The policy is first to complete registration of land in those districts where the main agricultural development has taken place, e.g., New Britain and New Ireland and in the densely populated areas of the highlands where the extension of Administration control has enabled the people to return to their hereditary lands from which they had been driven by tribal warfare.

*Land Inheritance.*—There is great variation throughout the Territory in the nature of customary ownership of land. In most areas some rights remain in the landholding group, and individuals within the group have limited rights of use, either for life or for a shorter period. Thus the normal system, with very few exceptions, by which rights of ownership in land use are acquired is by birth into a landholding group, and transfer of rights between individuals by sale and purchase appears to have been unusual in the past; although the practice is at present an established custom in some localities and appears to be increasing in those localities in which it exists.

Adoption of a child (or sometimes an adult) may at times provide another example of deviation from the principle that land rights are acquired through birth. An individual is usually accepted as standing to adopted parents in the full relationship of a child actually born to them, and thus acquires all the rights which a community's customary land laws might allot to such a child. Adoption often involves the consent and approval of the kinship groups of one or both of the adopting parents, and in the case of an individual adopted from outside the kinship group his enjoyment of land rights is likely to be dependent on whether or not the group in general has agreed to the adoption.

In some areas in the past, communities were driven off their land by warfare, but, though warfare was formerly fairly general throughout the Territory, acquisition of land by conquest does not appear to have been general. The usual pattern of warfare involved raids, with the subsequent return of the conquering group to its own lands.

The general system by which customary rights over land are acquired is through birth, but the details of inheritance systems vary greatly from place to place, and can be understood only after examination of variations of kinship organization and difference in emphasis placed on descent lines. A large number of the Territory's communities are organized into groups based on one or the other of the two forms of unilineal descent. In communities in which patrilineal descent is emphasized, land rights are inherited through the father; in those where matrilineal descent is emphasized, inheritance is through the mother. In cases where both men and women are recognized as land owners, inheritance will be through either father or mother or both.

In the case of land owned in common by members of kinship or descent groups, rights in land are acquired by

the individual at the time of birth, acquisition of such rights not being dependent on the death of a previous owner.

Generally, the system of succession to land rights is followed with some rigidity in each community, and custom does not vary according to individual wishes. It would not, for example, normally be possible for an individual to leave his land rights to a person outside his kinship group without the previous procedure of adoption and the kinship group's acceptance of the person concerned as one of its members. Also, within the group, an individual does not usually have scope to decide how his property rights are to be divided among customary heirs.

While this system is maintained there is little scope for individual variation, but there are parts of the Territory where there is a tendency for the whole inheritance system to change. This is particularly so in communities in which inheritance is based on matrilineal descent. In some of these communities an increasing number of men are coming to desire a change so that their own children may succeed to their land rights. In some cases local government councils are discussing such tendencies towards change in land inheritance systems, and the Administering Authority is also giving attention to the problem.

*Land Ownership.*—House sites in villages and hamlets are allotted to individual heads of families, except in cases where such community buildings as "Men's Houses" exist, the latter being the joint property of extended families, lineages or clans. In the case of individual family houses, allotment of sites usually involves the grouping together of the homes of members of a descent group.

Land used for garden purposes is in some places individually owned, but in others garden areas are the common property of descent groups, such as lineages or clans, within the community. In the latter case, particular garden plots for each family may be allotted seasonally by agreement of all members of the owning group, no individual or family having a specific claim to any particular portion of the group-owned land.

Where group ownership of garden lands exists, there are gradations, based on seniority, in the degrees of influence of various members of the group and, consequently, variations among them in degrees of control of land. At times it may be possible to discern some one person who clearly has the greatest amount of control in the group-owned area, but he is more in the nature of the chief spokesman in land matters, and behind him are a number of other people who must also be considered as the owners.

In some communities individually owned garden land and that which is group-owned are to be found side by side. For example, bush land, newly cleared for a garden for the first time, may be considered the property of those organizing the clearing, while the older garden areas are recognized as the joint property of members of the kinship.

Hunting and collecting land outside the garden areas are usually common property not of a kinship group, but

of local groups, such as villages. Similarly, fishing and other rights over reefs and water are owned in common by those who have, by birth, the right to reside in a particular village.

At times it is necessary to make a distinction between ownership of land and ownership of what is on land. It frequently happens that permission is given to people to plant useful trees and palms on land other than their own, and indigenous customary law recognizes such trees and palms as continuing to belong to the planters and their heirs.

*Land Use.*—Land use must often be distinguished from ownership. Members of many communities are likely not to be particularly rigid when it comes to allowing others temporary or seasonal use of the land, though they are very firm indeed when the matter of actual ownership arises. At times a people's garden system itself means that the majority each season will be gardening on land other than their own. In some communities it is the practice for all gardens to be made within a common fence, with sometimes two or three individual owners or as many as 30 families of a descent group. In subsequent years gardens will be made on the land of other individuals or other descent groups.

In all the Territory's communities the gardening system is based on shifting or "bush-fallow" cultivation, i.e., a garden is made for one season on a piece of land which may afterwards be used for one or two further seasons for minor garden purposes and then will be left for varying periods of years before it is used again. Though such a system means that each community requires a considerable area of land for the production of food, it shows that communities have taken care to prevent undue depreciation of the quality of the land, so far as their traditional knowledge of productive techniques permitted.

The Administering Authority is conscious of the important effect the administration of lands can have on the future of the Territory. Special care is taken in acquiring land from indigenous owners and making it available for non-indigenous settlement to ensure that a proper balance is kept between the advancement of the people and the rate of expansion of non-indigenous development.

#### *Freehold Land.*

Although the Land Ordinance makes provision for the granting of land in fee simple, it is the policy of the Administration to grant only leasehold tenures. Of the freehold land in New Guinea, which originated almost entirely during the New Guinea Administration before World War I, approximately 518,490 acres are held by non-indigenous inhabitants.

#### *Administration Land.*

This comprises—

- (a) land to which the Administration succeeded in title following upon the acceptance of mandatory powers by the Commonwealth Government after World War I;
- (b) land purchased by the Administration;
- (c) land acquired by the Administration for public purposes; and

(d) land taken possession of by the Administration where, upon inquiry, there appears to be no owner of the land.

Land totalling 261,876 acres has been granted under leasehold tenure mostly for agricultural and pastoral purposes. Details are given in Appendix VIII.

The Administration examines land available for agricultural and pastoral development, and prepares a land-use plan dividing the land into areas of a size suited to the best use of the land. Agricultural and pastoral leases are granted only in accordance with a land-use plan.

#### *Ownerless Land.*

Section 11 of the Land Ordinance provides that the Administrator may, subject to certain requirements, declare land as Administration land which has never been alienated by the Administration and of which there appears to be no owner. About 39,150 acres have been possessed by the Administration under this provision.

#### *Registration of Titles.*

A system of registered titles and interests in alienated land is provided for under the *Lands Registration Ordinance 1924-1955*. The *New Guinea Land Titles Restoration Ordinance 1951-1955* enables the compilation of new registers and official records relating to land, mining and forestry, in place of those lost or destroyed during the war of 1939-45.

#### *Acquisition or Resumption of Land.*

Section 69 of the Land Ordinance provides for the Administrator to acquire or resume land for any of the following public purposes:—

- (1) public safety;
- (2) quays, piers, wharves, jetties or landing places;
- (3) telegraphs, telephones, railways, roads, bridges, ferries, canals or other works used as means of communication or for any work required for the purpose of making use of any such work;
- (4) camping places for travelling stock;
- (5) reservoirs, aqueducts or water courses;
- (6) hospitals;
- (7) native reserves;
- (8) commons;
- (9) public utility, convenience or health; or
- (10) any other public purpose which the Administration shall deem to be necessary.

The provisions of this section apply to land held in fee simple, land held under lease, licence or permit from the Administration, and to native-owned land.

Compensation by arbitration is provided for and notice of intention to resume must be published in the *Government Gazette* for one month before acquisition or resumption may be effective.

The *Lands' Acquisition (Town Planning) Ordinance 1949* allows for the acquisition or resumption of any lands for the purpose of town planning and provides for compensation under Section 69 of the *Land Ordinance 1922-1953*.

By virtue of the powers conferred by Section 12 of the *Lands' Acquisition Ordinance 1952* the Administrator may acquire land in the name of the Administration for a public purpose either by agreement with the owners or by compulsory process, but native land may be acquired only for the defence of the Commonwealth or the securing of the public safety of the Commonwealth or the Territory. Compensation is provided for.

#### (b) AGRICULTURAL PRODUCTS.

A detailed review of Territory agriculture and of agricultural methods practised has been given in previous reports and a major evaluation of Territory agriculture was given in the 1954-55 annual report. It is proposed here to indicate progress made during 1955-56 and supply additional information in relation to certain aspects previously reported.

#### *Principal Types and Methods of Agriculture.*

Attention was concentrated largely on the production of copra, cocoa and coffee, expansion taking place principally in the latter two industries. There was a definite trend to an increase in the mechanized production of peanuts, particularly by European growers in the Markham Valley area, in response to improved export prices, while there was a corresponding trend towards a decline in mechanized rice production, attributed to several successive drought years accompanied by a fall in the price of imported rice.

Indigenous agriculturalists continued their pattern of subsistence agriculture based on bush or grassland fallowing and the production of root crops as a staple supplemented by minor crops, such as maize, beans and various types of fruit and vegetables. There was a steady increase in cash cropping; however, there is no evidence that this prejudices food crop production which is universally undertaken by indigenous farmers.

#### *Cultivation Methods and Techniques of the Indigenes.*

Improvement of the subsistence agriculture of the indigenous people is of first importance in the agricultural policy of the Administration and in the investigational and extension programmes carried out by the Department of Agriculture, Stock and Fisheries. Three major divisions are developing in the pattern of indigenous agricultural production. They are firstly, the production of crops solely for a cash income—these crops being in the main the major export products of the Territory; secondly, the production of dual purpose crops (e.g. peanuts and rice), which play a part both as subsistence foods and as cash crops allied with the cash sale of surpluses of the classical subsistence crops, such as bananas, sweet potato, taro and yam; and thirdly, the production of food crops for subsistence only, or for the use in traditional barter, marriage payments and the like. Though the indigenous farmers will increase their skill and more and more undertake the specialized production of particular crops in order to achieve advanced living standards, subsistence production is regarded as the

economic sheet anchor for them during transition, mitigating the effects of any difficulties encountered in particular industries.

There are avenues for expansion in productive efficiency by modification of existing techniques. The climate over the greater part of the Territory is of such a variable nature and the terrain is generally so broken, however, that the approach to modification must be one of extreme caution to avoid active destruction of agricultural resources. The Administration plans to maintain a close and continuous survey of agricultural conditions among indigenous farmers, and to implement carefully considered extension programmes to assist an evolutionary development of indigenous agriculture based on the valuable and conservational aspects of the existing system. For example, the present basic system of bush or grass fallowing, whilst inefficient in that it requires a major clearing effort each time a crop is planted, is conservational in that the regrowth which takes place rapidly in gardens tends to preserve the soil from physical and chemical degradation. Extension programmes aim at demonstrating to indigenous farmers that they can considerably decrease the labour connected with producing their food requirements by practising a rotation on each clearing before it is abandoned, instead of the older method of taking one crop before land reverts to bush or grass fallow. It has been found that soil fertility is far from being the only factor governing traditional agricultural practice, and that other difficulties, such as the build-up in the incidence of pests and diseases, combine to make successive cropping with a single staple impracticable. The lack of foods suitable for storage makes the indigenes dependent on day to day harvesting of the perishable staples and subject to the effects of seasonal variations. Rice and peanuts yield foods which can be stored and fit in well with traditional subsistence methods; indigenous farmers are encouraged to expand the use of these crops. Use is encouraged of leguminous covers or quick-growing leguminous trees, which provide only a minor clearing problem, as a substitute for the natural rejuvenation of soil in the bush fallow by volunteer forest growth. It is not known in exact terms as yet to what extent a complete resting period for soils can be deferred, but it is felt that it cannot be deferred indefinitely.

The production of staple foodstuffs is usually closely interwoven with the social structure and religious beliefs and practices of indigenous communities. Tastes, prejudices, fear of contamination of themselves and of their agricultural land, and the fear of placing reliance on crops with which they are unfamiliar are all difficulties which are met with in attempting to diversify and improve the efficiency of indigenous agriculture. Training programmes in which cultivators are given specific instruction in new methods and shown the value of new and varied foods accelerate their adoption by the indigenous people.

The expansion of perennial crop planting, particularly for cash cropping, introduces specific problems. Perennial crops are of minor importance in the primitive subsistence economy; land tenure systems correspond with the land use methods for the production of the annual staples, and

land ownership is of little importance in relation to the location of groves of perennials. However, when perennials are used for cash cropping, particularly where formal spacing and techniques other than grove planting are adopted, the attitude to the land involved tends to change radically. For example, where land under tribal conditions changes hands through matrilineal inheritance patterns, men growing perennial crops develop the wish to hand it down through their own lineage. (See also Part VI, Section 4, Chapter 3, "Land Inheritance".) Perennials will play an increasingly important role in the economic advancement of indigenous farmers; it is considered that if individual plantings are within the boundaries of land owned by social groups this form of planting can be integrated with tribal agriculture. Difficulties will be encountered also in the extension into the indigenous system of mechanized production of annual crops. The ultimate solution to these problems is undoubtedly the rationalization of tribal tenure so that the indigenous farmer can be issued with a legal title to replace his tribal right. However, indigenous communities are extremely cautious towards any suggestion of replacement of traditional tenure, and in the interim period new systems of planting can be introduced side by side with subsistence production provided there is not a widespread development of permissive occupancy planting outside the land boundaries of effective social units.

During 1955-56 the appointment of extension staff to the Western Highlands District enabled more detailed study to be undertaken of the system of agriculture practised by the people in the western end of the Wahgi Valley, in the valley to the west of the Hagen Range running towards Wabag, and in valleys to the south of this area. This is one of the most highly developed of the primitive systems practised by the indigenous people and embraces the composting of vegetable matter. Saucer shaped depressions are filled with collected vegetable refuse, which is heaped up and covered with fine top soil. Sweet potato, the local staple, is planted in this virtual compost pit. The system offsets the rather poor soil conditions and the warmth generated by the further decomposition of the incomplete compost combats the severe cold of the high altitude. The extension and adaptation of this system will be of considerable value throughout the highlands region, particularly on the lateritic soils of lower fertility.

Other investigations by extension officers in the highlands area during 1955-56 revealed the existence of several serious recurrent food shortage problems. In the Eastern Highlands District, particularly in the lower rainfall zone stretching from Bena Bena through Hanganofi almost to Kainantu and southward towards the newly opened patrol posts of Okapa and Lufa, there is a considerable area where food is short towards the end of the dry season when the seasonal decline in productivity is aggravated by the incidence of the sweet potato ant-weevil pest. The pest does not appear to be a serious problem during the better rainfall months. Frost is found to be a major problem in higher altitude areas throughout the Eastern and Western Highlands Districts. Actual

"freezes" and total destruction of crops, occur in areas such as the high country to the west of Wabag, while in all cases the set-back given to crops seriously interferes with the rhythm of planting and harvesting. Agricultural extension programmes aimed at ameliorating the effects on the native dietary in each case are based on irrigation in the dry area of the Eastern Highlands, expansion of the plantings of crops such as maize and peanuts which can be stored against times when a shortage of the root staple occurs, and, in the higher altitude areas, the introduction of improved varieties of European potatoes, particularly frost resistant types. The possibility of introducing cereals such as wheat and barley to provide a storable grain is being investigated. A wheat variety introduced from Central Africa is showing considerable promise.

In areas where major deterioration of soil and vegetation has resulted from the application of primitive land use methods, particularly from burning for hunting in lower rainfall regions, agricultural extension programmes include measures for land reclamation and conservation. A major programme of this type is at present being undertaken in the Eastern Highlands District, the lines of action being: first, the control of burning, including the prosecution of offenders; secondly, the people are being encouraged to refrain from cultivating rich top and watershed areas; and, thirdly, a major programme supported by the supply of suitable tree seedlings for the recovery of degraded grassland country by re-forestation is being carried out. The programme for the control of widespread burning in the Eastern Highlands has been in force since 1951; it is approved by the farming population, and already there are definite signs of natural regeneration of vegetation throughout extensive degraded and eroded areas. Fairly dense stands of young secondary forest are now appearing on some of these areas. The distribution of selected tree seedlings, particularly *Casuarina* and *Araucaria* species, has been part of this work over the last two years. Farming communities are assisted to lay out contoured planting beds on degraded hillsides and to establish tree nurseries at various centres by extension officers and indigenous agricultural assistants. During 1955-56, 110,000 tree seedlings were raised for planting out during the 1956-57 wet season.

#### *Evaluation of Territory Agriculture.*

The major objectives of the agricultural development programme for the Territory are—

- (i) the improvement of the agricultural methods followed by the indigenous population with the aim of increasing the total volume of production and the nutritional level of the people;
- (ii) the increase in production of commodities such as rice, meat, dairy products and fresh fruit and vegetables which are all imported in varying quantities at the present time; and
- (iii) the increase in production of certain commodities for export such as copra, cocoa, rubber, coffee, fibres, peanuts and passion fruit.

The year 1955-56 showed a continued expansion in the agricultural economy of the Territory with marked progress in the area planted to, and production of, two of the plantation crops, cacao and coffee. A widespread development of commercial cropping by the indigenous population of cash crops suited to the Territory has taken place, accompanied by advances in the improvement of their subsistence agriculture.

*Coconuts and Copra.*—Coconut cultivation is the most important factor in the commercial economy of the Territory. Coconut products, including copra, coconut oil and copra oil cake, account for well over half of the total value of all Territory exports. All the coconuts produced with the exception of those consumed by the indigenous people, and a very small quantity exported as old coconuts, are processed into copra, which is either milled locally or exported as such. The produce is derived from some 400 coconut plantations of a total area of approximately 200,000 acres distributed along the coasts of the New Guinea mainland and the islands of the Bismarck Archipelago and from plantings by indigenes located in almost all coastal villages and in several of the major river valleys, particularly the Markham and the Sepik.

Production of copra during 1955-56 was steady at slightly above 80,000 tons. However, this and the previous year's figure are somewhat below normal owing to a series of bad rainfall years throughout the Territory.

Increased exports of copra, coconut oil and coconut oil cake reached the equivalent of 83,000 tons of copra of a total value of £6,254,260 which considerably offset the drop in copra prices as from the close of 1955. Adverse climatic conditions continued during 1955-56 and are expected to influence production again in 1956-57. Although normal rainfall appears to have returned, coconut yields will not recover until approximately one year following. Continued attention was given to the quality of export copra during 1955-56 by the activity of the Produce Inspection Service, which maintained full inspection at all major ports of shipment. This, combined with active extension programmes, has resulted in a marked improvement in quality. The proportion of inferior smoked grade copra exported has fallen from above half, prior to the introduction of inspection several years ago, to below one-third at the close of the year under review.

The Coconut Action Plan to encourage expansion of the industry and improvement of production methods, quality and the use of improved planting material, provides for: establishment of new coconut areas on suitable land; a survey and classification of existing stands and an estimation of expected life; determination of methods of extending the economic life of existing stands and investigation of the method of replanting existing stands where land is suitable; investigation of disease and pest problems in the industry; establishment of sources of high grade planting material for replanting programmes and examination of the economics of alternative crops likely to be suitable for coconut lands now going out of production; research into

methods of preparing copra for market; studies of the cost of production, mechanization and labour-saving practices in the industry; and the use of livestock on plantations where suitable.

Work was continued along these lines. An agronomist has been engaged on coconut trials in the Territory. Fertilizer and cultural experiments are being carried out in New Ireland to ascertain the causes of decline of copra stands in the area. A trial to establish the economics of interplanting cacao and coconuts by comparison with those of managing either crop as a pure stand has been commenced at Keravat. Coconut selection gardens have been established at Keravat and Bubia (Morobe District).

At the present time the trend is for immigrant capital invested in the Territory to be selective and to be directed mainly, as far as agricultural expansion is concerned, towards the planting of cacao and coffee on lands suited for this purpose. On the other hand, the indigenous cultivators spread throughout the Territory do not all have land suitable for these crops. Agronomically the coconut is the most suitable economic crop for all ranges of lowland conditions, and is regarded as the outstanding crop in the future economy of the indigenous population. With some very minor exceptions, coconuts are planted by immigrant enterprise only for replacement. A major planting programme by indigenous farmers is taking place, supported by agricultural extension officers, and by the supply of selected seed coconuts and the establishment of seedling nurseries at strategic points. Distribution of selected seed coconuts from the government plantation at Orangerie Bay in Papua was continued at the rate of 150,000 per annum, while further quantities of selected seeds were obtained from local sources. A total of 500,000 newly established palms, owned by indigenous farmers, was recorded by extension officers for the year 1955-56. Some outstanding figures were 180,000 in Morobe District and 235,000 in New Ireland District.

These planting programmes are expected to make, in a few years' time, a steadily rising contribution by indigenous farmers to the copra production of the Territory. During 1955-56, indigenous coconut growers produced slightly more than 15,000 tons of copra and it is estimated that with further improvements in transport and marketing facilities, production from present mature stands can be raised to 20,000 tons. The programme for the encouragement of expanded plantings is accompanied by an extension programme aimed at improving methods of processing and the quality of the product. During 1955-56, particular attention was given to the establishment of demonstration driers, and to instruction in drier operation and copra grading methods in New Ireland, Bougainville, Manus and Morobe Districts. Copra production by indigenous growers was initiated in the coastal areas of the Sepik District, and several hot air driers were established.

Agricultural extension officers assist indigenous farmers with the marketing of their crops in outlying areas and

there has been a major organization of co-operatives in areas where the industry is well established. Special extension programmes carried out in conjunction with co-operative marketing activities are detailed below.

*Cacao.*—The cacao industry is developing at a very rapid rate in the Territory. Soils and climate in certain areas are most suitable for cacao, and markets have favoured this crop in recent years. The industry is supported by an active programme of crop improvement and research into cacao physiology, pests and diseases of the crop, and processing techniques. This work is undertaken mainly at the Lowlands Agricultural Experiment Station at Keravat, New Britain.

A Cacao Action Plan has been drawn up providing for the expansion of the industry along the most efficient lines. The main points in the plan are: the expansion of planting on available land suitable for the crop; the interplanting of coconut areas on suitable land; the expansion of cacao planting by the indigenous farmers where they have suitable land and where technical supervision can be provided both for the management and processing of the crop; development of high grade planting material; and an intensified agronomic, entomological and pathological investigation into the planting and maintenance of the crop, and harvesting and processing methods. Good progress was made in the implementation of this programme during 1955-56. Production of cacao rose from 1,085 tons in 1954-55 to 1,278 tons in 1955-56. Indigenous farmers increased their production from 280 tons in 1954-55 to 350 tons in 1955-56. The proving of the practicability of interplanting coconuts with cacao has undoubtedly contributed largely to the major expansion taking place in the latter crop. A sharp increase of over 10,000 acres in the area of cacao plantations during 1955-56 can be attributed largely to this type of planting. The programme for the planned expansion of cacao plantings by indigenous farmers under supervision, in conjunction with the establishment of central fermentaries for the processing of their crop, was continued, and it resulted in an increase in acreage from 5,000 acres to 7,250 acres. The major developments have been in the Gazelle Peninsula area of New Britain where environmental conditions, prior experience of the indigenous population, accessibility to agricultural extension facilities, and the existence of organizations for central fermenting, all favour rapid development in cacao. However, with increases in agricultural extension staff and advances in agricultural training programmes, the development of this crop is now expanding to other districts and progress is beginning to be made in New Ireland, Bougainville and Morobe Districts in particular, while smaller plantings have taken place in the Madang and Manus Districts. A total of 874 indigenous farmers have been granted permanent registration as cacao growers under the Cacao Ordinance and 699 have been provisionally registered. The Ordinance is designed to ensure that the industry develops along sound lines among both immigrant growers and indigenous farmers and provides for the planting of minimum areas of 500 trees and



correct conditions of maintenance, spacing, &c. The aim is to maintain the Territory industry in a sound position to combat any epidemic diseases which appear.

Good progress was made with other aspects of the Action Plan, including—

- (1) the completion of the soil survey and submission of recommendations for subdivision of the Warangoi Valley land in New Britain, which is first class cacao country;
- (2) completion by pathologists of a survey of root rot disease and wood fungi affecting cacao;
- (3) completion of a general survey of the disease position in cacao;
- (4) isolation of four strains of *Rhizobium* bacteria, symbiotic with the important leguminous shade species, *Leucaena glauca*, their multiplication and distribution in bulk to producers;
- (5) continuation of investigations on capsid and beetle borer pests, with an extension of the borer work to the New Guinea mainland area by the posting of an entomologist to the Morobe District;
- (6) the distribution of 2,500,000 cacao seeds during 1955-56, including 296,000 to indigenous farmers.

*Coffee.*—Development of the coffee industry in the Territory has undergone a rapid expansion in recent years with the opening up of suitable land in highland areas of the New Guinea mainland. The expansion of acreage has been almost entirely with Arabica coffee in mountain areas in the Morobe, Eastern Highlands and Western Highlands Districts. The acreage planted with the crop expanded from 2,103 acres, of which indigenous farmers held 450 acres, in 1954-55 to 4,609 acres, with 1,780 acres planted by indigenous farmers, in 1955-56. Production of coffee beans rose from 111 tons in 1954-55 to 155 tons in 1955-56 while exports rose from 103 tons in 1954-55 to 166 tons in 1955-56.

Agricultural officers are fostering the production of Robusta coffee in lowland areas of the Territory where for various reasons it is considered inadvisable to introduce cacao. Attention was given to initial developments with this crop for indigenous farmers in the Sepik District and in outlying parts of the New Britain District in 1955-56. In all cases, the indigenous growers are encouraged by demonstration and supervision to treat their coffee plantings separately from their subsistence agriculture and to plant on land owned by families or other groups in such a way that tenure problems will be minimized. Proper techniques of spacing and shade management are being adopted.

Most of the coffee areas described above are extremely young as can be appreciated by the rapid increase in planting outlined above. A major expansion of both production and export figures is anticipated over the next few years. Indigenous growers produced 15 tons of coffee beans in 1954-55 and 25 tons in 1955-56. A steeper rise in their output is expected in 1956-57.

Extension work on coffee was carried out by agricultural extension officers operating from the district agricultural stations at Goroka and Mt. Hagen and from agricultural extension centres at Lae, Wau, and Finschhafen (Morobe District) and Kainantu and Chimbu (Eastern Highlands District). The total number of coffee trees planted by indigenous farmers rose by 300,000 to 330,500 in the Morobe District and by 226,000 to 298,000 in the Eastern Highlands District, and initial plantings of 19,000 trees took place in the Western Highlands District during 1955-56. In 1956-57 attention will be concentrated on planting and maintenance techniques to ensure that the new industry develops along sound lines from the start.

Small hand-pulping equipment is ideally suited for indigenous use for preparation of coffee up to the parchment stage; agricultural extension officers assisted the industry during 1955-56 by the distribution, either on loan or by sale, of 78 hand-pulpers and by maintaining hulling centres at various points where the parchment coffee is purchased and prepared for market.

*Tea.*—Further work was carried out during 1955-56 at the Administration tea plantation at Garaina. The planted area was extended to 300 acres, about half of which can now be brought into production when desired. No commercial tea plantings of any size are established, but throughout the highlands a number of growers, whose activities are primarily devoted to other forms of production, grow small acreages of tea for their own use and for limited local sale.

*Fibres.*—Work on the selection of Manila hemp strains from virus-free material at Keravat Agricultural Experiment Station continued during 1955-56. Planting material is now in the process of multiplication prior to distribution to European planters and indigenous farmers. A collection of sisal types (including henequen) at the Bubia Agricultural Experiment Station commenced to mature and sample lots were processed on small experimental decorticators and shipped to Australia where they had a favorable reception.

*Rice.*—The main points of the Rice Action Plan are: determination of further areas for development of commercial mechanized rice production; allocation of priorities of areas for soil-survey and development; expansion of village rice production projects; intensification of research, experiments and investigations including rice breeding, mechanization and irrigation studies; investigation of milling techniques to treat paddy rice to nutritional requirements; and publicity of techniques of rice production through extension services.

No major advances were made in the expansion of rice production during the year under review, although the village rice industry underwent considerable consolidation and rice production was introduced into a number of new areas, particularly in Morobe, Bougainville and Manus Districts. Growers, both European and indigenous, are finding rice unattractive at present as a commercial crop because of the sharp fall in prices in recent years.

brought about by a considerable cheapening of imported rice, and the more attractive returns available from other crops, e.g., peanuts. In addition, a succession of drought years has given a marked setback to European growers producing rice by mechanized means in the Markham Valley area. The investigational work designed to promote the advancement of the rice industry and expansion of this crop in the subsistence system has been continued.

During 1955-56, indigenous farmers produced 940 tons of padi from 1,230 acres under crop. The greater part of this production came from 900 acres planted in the Madang and Sepik Districts where an organized village rice production programme has been in progress since 1952, supported by a number of rice-milling societies. A rapid expansion of rice-growing with emphasis on subsistence, is taking place in the Morobe District where 150 acres were planted in 1955-56. European growers produced only 166 tons of padi from 800 acres planted, owing to the drought conditions referred to above.

During 1955-56 the Lowlands Agricultural Experiment Station at Epo in Papua continued to carry out experimental and crop improvement work with rice for both Territories. Local work of a similar nature was conducted at the Madang and Bainyik Agricultural Extension Stations, and was accompanied at these stations by seed production for distribution to indigenous farmers.

Under the supervision of officers from the Bainyik Agricultural Extension Station a land use experiment is being conducted at Yambi on the Sepik Plains to determine the possible uses of the low grade soils in this area. Rice cropping occupies a leading place in this experimentation. During 1955-56 it was found that yields of rice could be increased from nil, without fertilizer, to almost one ton to the acre with the application of a balanced fertilizer mixture. The possibilities of various other supplementary food crops such as maize, sorghum, peanuts and pulses are also being tested. More selective experimentation is to be carried out in future years to find out if a fertilizer régime can be found which will be within the cost limits of production.

*Peanuts.*—Peanuts have enjoyed a widespread popularity with indigenous farmers as a new addition to their subsistence production and have shown a considerable expansion in recent years. In 1955-56 1,500 acres were grown for a yield of 500 tons. The most important developments with this crop were in the Eastern Highlands and Sepik Districts where the crop is also used for cash income. For the latter purpose indigenous growers produced approximately 100 tons during 1955-56. In addition, 751 acres which produced 220 tons were grown on a number of European properties as cash crops and as food for labour. Market prospects for peanuts, both for export and to supply a small but growing local manufacturing industry, improved during 1955-56 and towards the close of the year a marked upward trend in price was apparent. In the year under review, 172 tons of peanuts representing a slight decrease were exported from the Territory, but exports are expected to increase in response to improved prices during 1956-57.

*Vegetables.*—A number of European vegetable growers are located in the cool upland areas of the Wau and Bulolo Valleys and the highlands. During 1955-56 a total area of 297 acres was cropped in this way. In addition, European growers produced 9,328 tons of sweet potato from 6,062 acres, and 48 tons of European potatoes. The former are either sold or issued as a ration item to workers. Indigenous farmers marketed a total of 5,700 tons of sweet potato and 135 tons of European potatoes which were surplus to their subsistence requirements.

*Rubber.*—There has been no commercial production of rubber in New Guinea for many years. However, a Rubber Action Plan, the main features of which are as follows, has been drawn up for the development of the rubber industry:—

- (a) Areas of the Territory suitable for rubber-growing will be delineated following systematic survey, and land that can be made available after full investigation of the needs of the indigenous inhabitants will be subdivided and advertised for lease.
- (b) The Department of Agriculture will build up stocks of quality planting material to make available to planters, and the Administration will continue to subsidize air freight of rubber budwood and clonal seed imported by planters from approved sources.
- (c) The Administration Rubber Experiment Station at Bisianumu, near Port Moresby, will build up stocks of high yielding material and carry out investigations into other aspects of rubber production. Agricultural extension officers will provide planters with information on the results of research. Indigenous will be trained at the station in budding and nursery techniques.

During 1955-56 commercial plantings were commenced in the Markham Valley area with imported high yielding clonal seed brought in under the Administration airfreight subsidy.

*Passion Fruit.*—Passion fruit is grown by indigenous farmers in the highlands of New Guinea and has proved most successful as a cash crop. The indigenous methods of cultivation, such as growing the vines over casuarina trees and along garden fences have been shown to minimize the incidence of pests and diseases. Large numbers of passion fruit seedlings have been distributed by agricultural extension officers in the vicinity of Goroka, Chimbu and Mount Hagen in the highlands, and the crop is popular with the indigenous growers. During 1955-56 850,000 lb. of fruit were sold by indigenous farmers to processors.

*Tobacco.*—Small quantities of tobacco are grown for their own use by almost all indigenous farmers in the Territory. Tobacco has always had a limited market as a cash crop in the same way as surpluses of subsistence foodstuffs. In recent years in some areas, and particularly in Madang District, production to supply a local market,

particularly for plantation labour, has expanded. Preparations are now being made for the establishment of a manufacturing industry in Madang District and this is expected to promote further the development of this crop.

*Other Crops.*—Introduction and investigation work has continued with kapok, cassava, ginger, nutmeg, cinnamon, pepper, vanilla, oil palm, soya beans, rozelle, castor beans and pasture and fodder plants.

#### *Development Plans for Indigenous Agriculture.*

The Administering Authority fully recognizes the essential part which agriculture will play in the advancing economy of the indigenous population, and considers the improvement of indigenous agriculture a vital part of its overall responsibility. The organization of agricultural extension services designed to assist such improvement is described elsewhere and the evolutionary approach to the development of the agricultural system of the indigenes has been outlined in the discussion in "Types and Methods of Agriculture".

In addition to the overall plans for land settlement and action plans for development of particular industries, specific agricultural development plans are prepared for the improvement of indigenous agriculture in each administrative district. A total census of indigenous agricultural production is planned; this is expected to occupy several years. The information gained as the census proceeds will assist in increasing the detail of district agricultural development plans.

The following is a brief review of plans for indigenous agricultural development in various districts of the Territory.

*Sepik District.*—In the Sepik District, planting of coconuts as the major cash crop for coastal and river areas, supplemented by limited cacao plantings and by rice and peanuts for mixed cash and subsistence purposes, is to be encouraged. Coffee is to be promoted as the principal cash crop in the alluvial belts of the Sepik plains and in the foothills of the Prince Alexander and Torricelli Ranges. This crop is to be supplemented by rice and peanuts and the distribution of improved types of maize and sweet potatoes all of which will augment subsistence. In the Telefomin sub-district, efforts will be concentrated on the improvement of subsistence, particularly by the introduction of improved root crops, additional pulses and improved types of maize and the improvement of pig husbandry.

*Madang District.*—The expansion of coconuts as the major cash crop for the coastal and lower Ramu Valley areas, supplemented by cacao in the coastal strip from Madang to Bogia and on Kar Kar and Manam Islands, is to be encouraged in the Madang District. The cultivation of rice and peanuts both for cash and subsistence purposes will be expanded on all coastal areas and throughout the Gogol Valley, as well as in the middle and lower Ramu. Coffee is to be fostered as a cash crop in the Adelbert and Finisterre Ranges. Attention will be directed to the expansion of present work on the development of rotations within the overall pattern of the bush fallow system in coastal and lowland areas, and to the

improvement of subsistence by the introduction of new crops for food purposes in the Middle Ramu, the Adelbert, Finisterre and Schrader Ranges.

*Morobe District.*—In the Morobe District, attention will be concentrated on the development of adequate maintenance procedures in the major plantings of coconuts, and to copra production methods with a view to uniform introduction of hot-air drying procedures. In addition, encouragement will be given to cacao plantings as a supplementary perennial cash crop in selected coastal areas and to the extension of rice and peanut culture in the same localities for mixed cash and subsistence purposes. Coffee will be promoted as the principal cash crop in the various mountain areas of the District together with the growing of fresh vegetables in places accessible to Lae. Continuous attention is to be given to the improvement of subsistence by the introduction of new and improved food crop types in remote mountain areas such as Menyamya.

*Manus District.*—Coconuts will be the principal cash crop in the Manus District. The development of minor areas of cacao and rice in selected suitable localities, and attention to the improvement of subsistence agriculture in inland areas of Manus Island and in the Western Islands, is to be undertaken. This will be combined with the distribution of seed and planting material of improved types of food crops.

*New Britain District.*—The programme in the New Britain District contemplates the completion of current plans for the establishment of twelve central cacao fermentaries in the Gazelle Peninsula and the development of an additional twelve fermentaries. The expansion of coconut planting, particularly in the Talasea and Kandrian sub-districts, improvement of subsistence agriculture, especially at Nakanei, Pomio and Kandrian, and attention to rice and Manila hemp production in outlying areas and lowland coffee in areas unsuitable for cacao, will be undertaken.

*New Ireland District.*—Plans for the New Ireland District comprise concentrated attention on maintenance procedures for coconuts and production methods for copra; limited development of cacao production in selected areas; and special attention to subsistence production in the east coast and islands areas, including improvement of taro culture and expansion of planting of sweet potato, peanuts and rice. Distribution of Manila hemp planting material in outlying areas will be undertaken.

*Bougainville District.*—In the Bougainville District, improvement of maintenance and production techniques for coconuts, the expansion of coconut plantings, and expansion of the cacao industry in the Buka-Buin-Kieta areas are the major cash crop items in the plan. Continued attention will be given to subsistence agriculture with a view to improving the types of food crops grown and expanding the general use of rotational plantings within the bush fallow practice.


*Eastern Highlands District.*—Continued expansion of coffee as a cash crop with increased emphasis on bringing planted areas up to economic size and on methods of planting and maintenance will be encouraged in the Eastern Highlands District. Expansion of plantings of peanuts



View of grassland country cleared of timber and eroded as a result of repeated burning off for hunting.



Active natural regeneration commencing in an area where burning off has been controlled. Tree seedlings are scattered over the landscape.



A more advanced stage of natural regeneration with thicker tree growth.



Well-grown trees, principally Casuarina, planted by indigenous farmers for land conservation.

#### Land Reclamation and Conservation.


[To face page 36.]

F.1916/57.





Test crop of sisal at the Bubia Agricultural Experiment Station near Lae.



A sisal decortication machine at the Bubia Agricultural Experiment Station.



A peanut farm operated by three families on land recently opened up on the Wewak-Dagua Road.

for both cash and subsistence purposes will be encouraged. Introduction and distribution of improved food crop types, particularly maize and pulses, investigation of Pyrethrum as a cash crop for higher mountain areas and introduction of cereals and frost resistant potato types to improve subsistence in appropriate areas will be carried out. Special attention will be given to land use and conservation problems, the development of pond fisheries and the improvement of pig husbandry.

*Western Highlands District.*—The general programme for the Western Highlands District has the same principal features as that for the Eastern Highlands District quoted above.

#### *Survey Work.*

The Commonwealth Scientific and Industrial Research Organization continued its work during the year on the resources survey on Papua and New Guinea. This survey aims at assessing the broad potentialities on a regional basis and providing a land use classification to assist the Administration in its developmental work. Field work was carried out in the Gogol Valley and part of the Ramu Valley area in Madang District, and preliminary botanical surveys were made in the highlands.

The Soil Survey Section of the Department of Agriculture, Stock and Fisheries completed a soil survey and made recommendations regarding subdivision of an extensive area of land in the Warangoi Valley of New Britain. This area is considered suitable for cacao. The Section also carried out a reconnaissance survey covering most of the coastal land in Bougainville District with a view to locating areas suitable for development.

#### *Agricultural Research.*

Scientific investigational work into all aspects of agriculture is the responsibility of the Division of Plant Industry of the Department of Agriculture, Stock and Fisheries. All specialist technical sections of the Department (with the exception of those engaged in animal industry research) are attached to this Division. Scientific laboratories are located at strategic centres throughout the Territory.

The main activities of the Division may be summarized as follows:—

- (i) the promulgation and administration of plant quarantine legislation;
- (ii) the provision of diagnostic services and research in plant pathology and economic entomology;
- (iii) crop improvement and agronomic experiments with all Territory crops;
- (iv) chemical and biochemical services and research;
- (v) soil and land use surveys;
- (vi) plant introduction, and testing of new varieties and crops which may show promise in the Territory.

There are four agricultural experiment stations in the Territory for the purpose of carrying out research in plant industry. These stations act also as centres for agricultural extension in all phases of crop husbandry and

foster, by demonstrations and advice, the rational development of agriculture in the districts which they serve.

There are major laboratories at one centre for research in chemistry, plant pathology, entomology, soil science and allied sciences, and the other stations have laboratory facilities for local investigations.

The plant industry stations are the Lowlands Agricultural Experiment Station at Keravat near Rabaul, the Agricultural Experiment Station at Bubia near Lae, the Government Tea Plantation at Garaina in the Morobe District, and the Highlands Agricultural Experiment Station at Aiyura in the Eastern Highlands. The work of these stations is described hereunder.

#### *Lowlands Agricultural Experiment Station, Keravat.*—

This is the largest and most important agricultural experiment station in the Territory and is situated in one of the most fertile belts of the wet tropics. There is intense plantation and indigenous agricultural activity on similar soils in the area, and Keravat is thus able to undertake a great deal of work which is directly applicable to the surrounding district. The functions of this station are wide and include the testing and demonstration of new crops, the improvement of existing crops, costing of various operations, the production of seed and planting material for supply to extension officers and the planting community, and research into the processing of a number of crops. Keravat is also the main centre for research into economic entomology and has large laboratories for plant pathology and agricultural chemistry. The special research activities undertaken in the laboratories are dealt with separately below.

The station fulfils an important extension function in giving professional advice on specific agricultural and technical problems to enquirers.

The main crops studied are cacao, coffee, Manila hemp, native food crops, and shade and cover crops. Trials are conducted to test the effects of various cropping systems designed to improve and rationalize indigenous agricultural practices. Manurial trials, especially with minor elements, and trials on diseases and pest control are also carried out.

Further progress has been made with cacao selection work. Most of the mother trees selected over the last seven or eight years have now reached an advanced stage of testing, and those which have survived preliminary selection are now to be tested in clonal yield trials in several districts.

Arrangements have been made for the first three of such trials. The blocks have been laid down, and planting has commenced. Clonal seed gardens planted two years ago at Keravat are progressing well, and allied trials to determine the spread of pollen under natural conditions, which has an important effect on the design of clonal seed gardens, are being conducted. A trial has also been established using a wide range of spacings of seedling material in order to determine the optimum range under Territory conditions. Further experiments with vegetative propagation of cacao have been most promising, and large numbers of cuttings can now be struck whenever required for any purpose.



The station has also conducted a series of experiments on the processing of cacao and it is anticipated that recommendations for a variation in the normal fermentation technique will shortly be made.

A block of Robusta coffee established from selected seed of Indonesian origin is now in bearing and appears to be superior to the stocks of Robusta available previously in the Territory. Seed from this block of improved material is being distributed to extension officers for use wherever there is an active programme of coffee planting operating amongst the indigenous people and European planters.

During the year the station supplied about 2,500,000 cacao seeds to indigenous and European planters. Shade species—*Leucaena glauca*, *Crotalaria anagyroides*, and cuttings of *Erythrina glauca* and *Gliricidia maculata*—have also been distributed.

Some years ago all stands of Manila hemp in the Territory were destroyed, as authoritative opinion considered that they were carrying a mild strain of the "bunchy-top" virus. A programme of selection was then initiated using seedlings only, and a number of clones have now been isolated with satisfactory fibre strength and other characteristics. Planting material is in the process of multiplication prior to distribution.

An agronomist is now engaged on coconut trials, and a comprehensive programme of work is planned. Already fertilizer and cultural experiments have been laid down in New Ireland and a survey has been carried out prior to the commencement of similar trials in Papua. Trials are envisaged in the future for New Britain and the mainland of New Guinea. A trial to establish the economics of inter-planting cacao and coconuts compared with the planting of either crop in pure stands, and also the effect of each crop on the growth and yield of the other, is in progress. A number of selected seed nuts have been planted at Keravat and also at Bubia near Lae. A programme of improvement of coconuts by selection and hybridization is envisaged, although the cultural experiments are considered more important because of the long period which must elapse before positive results can be expected from a breeding programme with this crop.

The collection of sweet potato varieties has been maintained and expanded and further yield trials carried out. Some varieties have been consistently high yielding, and there seems to be no doubt that they can be considered superior for planting under conditions similar to those prevailing at Keravat. It is intended that parallel trials will be conducted in other districts using the same varieties so that information can be gained on the wider adaptability of these varieties. Spacing and fertilizer trials have also been carried out with this crop, and a study made of the diseases of sweet potato, none of which is at present serious, although there have been serious occurrences of damage by the sweet potato weevil, *Cylas formicarius*.

A variety and species collection of yams has been established and described. Quality tests and yield trials will be carried out when the material has been multiplied sufficiently.

A collection of twelve varieties of taro has been made and described. Some new varieties recently added are yet to be studied. A suspected virus disease has occurred in the taro at Keravat and the plant pathologists are investigating.

There is now a collection of some 70 varieties of *Musa* spp. established at Keravat, but no descriptions or trials have yet been attempted.

Five varieties of cassava have been established for later use in a variety trial.

*Agricultural Experiment Station, Bubia.*—Bubia is situated near the mouth of the Markham Valley in a typical wet tropics area and serves as a secondary centre for crop demonstration and investigations for the wet tropics of New Guinea. Particular attention has been paid to fibre crops at this Station, and promising results have been obtained from a small area of henequen (*Agave fourcroydes*). True sisal (*A. sisalana*) is also being grown.

An area of cacao has been established to supply seed on the New Guinea mainland, and one of the clonal cacao trials in the Territory is being conducted at Bubia.

There are also blocks of selected coconuts, coffee and Manila hemp, which will eventually serve as sources of planting material.

*Highlands Agricultural Experiment Station, Aiyura.*—The Highlands Agricultural Experiment Station, Aiyura, is situated in the New Guinea Highlands at an altitude of 5,500 feet. All experimental work with highlands crops is centred at Aiyura.

Coffee is at present the most important crop. Trials at Aiyura include studies of shade species, pruning systems, spacing, fertilizers, ground covers, cultivation, varieties, soil type, and management. To date almost all the coffee in the highlands has been planted with the Blue Mountain variety using Aiyura seed. Aiyura also produces a considerable number of seedlings which are used for distribution to indigenous coffee planters. In order that the results obtained at Aiyura may have a wide applicability, subsidiary trials on a small scale but using many of the same varieties are conducted on the Extension Stations at Goroka and Mount Hagen.

Pyrethrum is one of the new crops which has been tried at Aiyura and it is considered promising, especially for indigenous agriculture. There was difficulty in obtaining suitable strains for some years as early introductions flowered little, if at all, in the highlands, but the difficulty has been overcome by further introductions from other countries.

*Government Tea Plantation, Garaina.*—The function of this plantation is to produce tea under semi-commercial conditions to the final stage of processing the product for market, and thus to provide technical and economic data to settlers, and also tea seed and cuttings where required.

There are now about 300 acres of tea at Garaina, which, when it comes into bearing, will be sufficient to operate a small factory. Almost half of this area is now sufficiently mature to be brought into bearing at an early date.

*Plant Pathology Section.*—The plant pathology laboratory at Keravat commenced operations in 1954. The main fields of work to date are as follows:—

- (1) The identification of the causal agents of disease in specimens sent in by the public and by agricultural officers from all parts of the Territory. Recommendations for the control of the diseased conditions are provided.
- (2) The examination of diseases and resulting problems on private properties and agricultural stations throughout the Territory and the provision of recommendations for their control.
- (3) The conduct of a survey of the main agricultural areas of the Territory to determine the diseases present and their economic status.

The areas surveyed to date are as follows:—

- (a) Lae and district and the Markham Valley to Erap;
- (b) Lae to Bulolo and Wau;
- (c) the New Guinea Highlands including Goroka and the Asaro Valley, the Kainantu Sub-district and Minj;
- (d) Madang and district; and
- (e) Keravat and the Gazelle Peninsula.

The survey will ultimately cover the diseases of all the vegetation but at present attention is being given to the following crops in order of priority:—

- (a) plantation crops such as coffee, cacao, rubber, coconuts, shade and ground cover crops; indigenous food crops such as sweet potato, bananas, taro, citrus, maize and sugar cane; vegetable crops, both indigenous and European;
  - (b) weeds and introduced herbs, especially if they are of the same family or genus as economic plants and would thus constitute threats to the latter; indigenous and introduced grasses;
  - (c) indigenous and endemic plants.
- (4) The study of the main pathological problems of economic crops in the field with a view to developing better methods of control. To date the main concentration has been on the root rots and pod diseases of cacao. Many of the organisms which cause root rot of cacao also attack other plantation crops, and any results obtained are all very largely applicable also to those other crops.

- (5) A study of the *Rhizobium* spp. of bacteria responsible for the nodulation of tropical legumes of economic importance. Strains effective in bringing about nodulation in *Leucaena glauca* have been isolated and distributed for the use of indigenous coffee and cacao planters who are planting areas of these crops under the supervision of officers of the Division of Agricultural Extension.

*Entomology.*—The work of the Entomology Section is concentrated at Keravat which is concerned mainly with economic entomology. Work at Bubia and the systematic studies at Port Moresby supplement the Keravat investigations. At Port Moresby considerable progress has been made in the establishment of systematic and host collections of the economic plants, as well as general systematic collections. Amongst the pest control problems studied during the year have been the ring borer of coffee, an indigenous *Cryptorrhynchoid* which has caused local damage to coffee in some parts of the highlands, the *Pantorhytes* borer of cacao, the *Sexava* grasshopper which attacks coconuts, and the *Promecothea* leaf-miner of coconuts. Attempts are being made to breed a *Strepsipteron* parasite which occurs on the mainland of New Guinea and apparently controls *Sexava* there. This pest is occasionally serious on isolated islands where the parasite may not exist or may, for some reason, become out of balance with its host.

A predatory snail, *Euglandina rosea*, has recently been introduced from Florida and will eventually be released in the areas affected by the giant snail, *Achatina fulica*, in the hope that it will control this latter species.

*Agricultural Chemistry.*—A major chemical laboratory operates at Keravat; its work is closely associated with that of the land use teams and analyses are carried out in conjunction with the agronomic work of the Department.

During the year, 461 soil samples were analysed, as well as a number of samples of plant material. Toxicological and water samples, fertilizers and miscellaneous materials were also analysed. Because of the tremendous amount of work which has to be done in the field of soil analysis, the Chemistry Section has had to allot priorities to the areas of major economic importance. It will be some years before the Section can be expected to overcome the lag in the analysis of soils from certain districts.

*Studies in Crop Rotation.*—A three-year course rotation trial was commenced at Keravat some years ago. The rotational crops include indigenous foods and various legume cover crops. It is hoped to find a permanent rotation which can be adopted instead of the present system of shifting cultivation practised by the indigenes. Similar trials are being conducted at a number of Territory centres which, although of more limited scope, are closely related to the rotational trials at the major centres. After a system of rotation is found which will permanently maintain soil fertility while supplying the subsistence needs of the people, land use patterns and systems of land tenure can be rationalized.

### Agricultural Extension.

This work is carried on by the Division of Agricultural Extension, which has the following functions:—

- (i) Agricultural patrolling and village contact work to encourage indigenous landholders to adopt improved methods of production, and to distribute planting material.
- (ii) Agricultural training.
- (iii) Maintenance of agricultural stations for—
  - (a) training of lower level intermediaries;
  - (b) demonstrations of crop planting and processing techniques;
  - (c) local experimentation and adaptability trials;
  - (d) seed production and preservation of purity in local crop types.
- (iv) Promotion of improved types of rural organization.
- (v) Assistance with the marketing of agricultural produce, and with the supervision of processing methods.
- (vi) Operation of mechanization services in districts and area workshops in outlying areas.
- (vii) Production inspection services.
- (viii) Operation of government plantations.
- (ix) Operation of central processing facilities.

The Division's most important activities can be summed up by saying it has the task of extending to producers the results of investigations carried out by the technical divisions of the Department; assessing the problems of producers and referring these to the technical divisions; promoting improved forms of rural organization for such purposes as the processing and marketing of crops; disseminating information concerning new techniques of crop production; and assisting in the planning of efficient resettlement schemes.

Participation by the indigenous population in the programmes carried out by the Division of Agricultural Extension is fostered to the maximum possible extent, and takes place in the following ways:—

- (a) By the use of indigenous staff as assistants to extension officers. At the close of the period under review 29 extension officers and 32 trained indigenous assistants were working in the Trust Territory.
- (b) By the development of the local agricultural committee approach in extension programmes. The aim of the Extension Service is to develop these committees so that there is a regular channel for consultation with the indigenous population, both in relation to the dissemination of information and the planning of programmes for expansion of crop production. Such matters as the selection of students for agricultural training programmes are also effected as far as possible through the agency of such committees. In more advanced areas additional avenues of consultation are provided through the numerous producer

organizations in the Territory, such as co-operatives, rural progress societies and local government councils. All these channels are used to the fullest possible extent. To consolidate channels of information and consultation the agricultural bureau type of organization is now being considered for several of the more advanced districts.

- (c) Through training programmes of the Extension Division which are described below. In particular the lower level training scheme conducted at district agricultural stations aims at a mass education approach to increasing the overall skill of the indigenous farming community and at steadily increasing the number of farmers in village communities who have had association with the Departmental activities, and who can provide points of contact in villages for extension officers who are implementing particular programmes or seeking data for the planning of new programmes.

*Agricultural Patrolling and Village Contacts.*—Steady increases in the staff of the Division of Agricultural Extension during recent years resulting from the recruitment of agricultural graduates and diplomates in Australia and the training of indigenous assistants in the Territory have resulted in a major expansion of patrol work carried out by the Extension Division. This work is to make contact with indigenous farmers in the villages. The following table shows the number of patrols carried out by extension officers and trained indigenous assistants and the number of days spent in the field on these patrols during the year.

AGRICULTURAL PATROLS—TWELVE MONTHS TO  
30th JUNE, 1956.

	Number of Patrols.	Number of Days of Patrolling.
Extension officers .. ..	120	2,443
Indigenous assistants .. ..	79	2,479

The total number of people contacted by these patrols during the year under review was 419,000 as follows:—

Madang District .. ..	35,000
Sepik District .. ..	27,000
Morobe District .. ..	46,000
Eastern Highlands District .. ..	232,000
New Britain District .. ..	24,000
New Ireland District .. ..	13,000
Bougainville District .. ..	35,000
Manus District .. ..	7,000

In addition agricultural patrols of an exploratory and contact nature totalling 201 days were carried out in the Western Highlands District.

With the expansion of road development and aircraft communications, which is taking place all the time, it is

becoming increasingly possible to keep large numbers of village people in day-to-day contact with agricultural extension centres and stations. This type of contact was maintained with the following groups of people during the year under review:—

Madang District—Agricultural Extension Station, Madang	15,000
Sepik District—Extension Centre, Wewak .. .. .	10,000
Sepik District—Extension Centre, Yangoru .. .. .	10,000
Sepik District—Extension Centre, Bainyik .. .. .	20,000
Morobe District—Wau, Boana, Mumeng, Wanoat, Lae, Kaiapit, Menyanya .. .. .	35,000
New Britain District—Extension Centre, Talilgap .. .. .	25,000

*Training Programmes.*—(a) *Lower Level Training Schemes*—The lower level training schemes conducted by the Division of Agricultural Extension are carried out through the medium of the district agricultural extension stations and various agricultural extension centres. The prime aim of these programmes is to increase as rapidly as possible, by a mass education approach, the number of indigenous farmers who have had contact with the Department of Agriculture, Stock and Fisheries, who understand its aims and methods and have a knowledge of new subsistence and cash crops and new techniques suited to their particular areas. The trainees are taken at the lowest possible educational level (i.e. able to read and write in the vernacular and with a knowledge of simple arithmetic) and are given courses of nine months' to one year's duration which are primarily of a practical nature. The theoretical content of these courses is reduced to the minimum necessary to bring home to the trainees the substance and purpose of the work on which they are engaged while training. In addition, suitable types of men are selected from amongst this force of trainees, given an additional period of probation and training, and then used as agricultural fieldworkers to assist extension officers in the field, or as instructors on training projects.

The agricultural extension stations are designed to provide general training at this level as well as serve their other functions. Forward planning envisages the extension of such training to all districts. In addition, smaller numbers of trainees are usually attached to extension officers at various extension centres and, in certain cases, specialist training in relation to a particular crop is given at a centre. For example the Agricultural Extension Centre at Talilgap, which is in the heart of the area of the Gazelle Peninsula cacao project, provides specialist training in cacao production techniques for indigenes from all parts of the Territory. The following numbers were receiving training at various extension stations and centres at the close of the year under review:—

Sepik District .. .. .	15
Madang District .. .. .	7
Morobe District .. .. .	24
Eastern Highlands District .. .. .	40
Western Highlands District .. .. .	53
New Britain District .. .. .	53
New Ireland District .. .. .	3
Bougainville District .. .. .	3
Manus District .. .. .	17
<b>Total .. .. .</b>	<b>215</b>

(b) *Higher Level Training.*—At the present time, higher level courses are being given at the Mageri Training Centre, Papua, to students who have reached Grade 9 in the Education Curriculum. These students at present receive one year's course aimed at fitting them for appointment to the Auxiliary Division of the Public Service and as a first stage in a more advanced programme of training. At Mageri, courses are given in the theory and practice of agriculture, in botany, farming mathematics, agricultural economics and plant health, with additional work in English expression. Out of a total of 21 students attending the 1956 course at Mageri twelve were drawn from various districts in the Territory.

*Agricultural Extension Stations and Centres.*—The various phases of work previously reported, including training, crop production and processing demonstrations, local experimentation and seed production, were undertaken on the agricultural stations located at Bainyik, Sepik District; Madang, Madang District; Sohano, Bougainville District; Lorengau, Manus District; Mt. Hagen, Western Highlands District and Goroka, Eastern Highlands District.

In the field of agronomy the most important work conducted on these stations is work on rotational experiments, using introduced and indigenous annual food crops. These experiments, designed to suit local conditions and to obtain data for the improvement of native food production, are linked with the major central rotational experiment being conducted at Keravat Agricultural Experiment Station, New Britain.

Agricultural extension centres previously established at Talilgap, New Britain District; Wewak, Sepik District; Lae and Finschhafen, Morobe District; and Kundiawa, Eastern Highlands District, continued their work during the year, whilst staff increases permitted the re-opening of the Bogia and Kainantu Centres and the establishment of new extension centres at Kavieng, Saidor, Wau, and Konga, the last-named being in the Bnin sub-district of Bougainville.

*Promotion of Improved Types of Rural Organization.*—Extension officers give active attention to promoting the development of organizations among the rural population for such purposes as assisting in the spread of information and propaganda concerning improved agricultural techniques, new crops, and better management practices, and providing facilities for the processing and marketing of agricultural produce, the latter being with the aim of both stimulating local consumption of new foods and increasing cash returns to producers.

(a) *Rural Progress Societies.*—The prime purpose for which rural progress societies have been formed is to provide a type of rural organization in areas where extension programmes are being carried out among people who are just entering the commercial economy, enabling them to acquire the necessary equipment and operate it for the processing of their products. At the same time the societies are used as a medium for propaganda concerning

all aspects of agricultural advancement. The principal development of these societies has taken place in the Madang and Sepik Districts.

Thirteen rural progress societies have been formed in recent years in the Madang District. They are engaged in the processing and marketing of rice, copra and food crops. The societies have been designed to evolve to a formal type of co-operative organization as their business and production in particular areas increase.

During 1955-56 seven societies in the Madang District were re-organized as formal co-operatives, the membership of which is 2,220, the share capital £20,076 and the value of processing plant £4,015. The remaining six operate as rural progress societies with a membership of 1,560, a total share capital of £2,385 and plant valued at £1,750 consisting of five rice-milling outfits. All are showing credit balances with a total credit balance of £860 in cash. The principal activity of all these societies is rice-milling and marketing.

In the Sepik District, action was taken to re-organize the finances of the ten rural progress societies operating there, and all were placed on a sound financial footing. At the same time, some consolidation of societies took place, leaving eight societies operating at the close of the year with functions as shown below:—

#### *Inland Areas—*

Bauimo Rural Progress Society: Processes rice for the Yangoru area.

Mitpin Rural Progress Society: Processes rice in the Maprik and Balupwine areas, the rice being milled at Bainyik.

Waigakum Rural Progress Society: Processes rice in the Waigakum area, milling at Bainyik.

Wosera Rural Progress Society: Processes rice in Wosera area and operates the rice mill at Bagiwi.

Supari Rural Progress Society: Operates two rice mills at Supari and Burukam.

These societies have either acquired or are in the process of acquiring suitable motor transport.

#### *Coastal Areas—*

Veram Kanom Rural Progress Society: Rice and peanut processing and marketing for the Yarabos-Kis area, and the operation of a rice mill at Mandi. This Society owns three trucks and a tractor.

Dagua Rural Progress Society: Rice and peanut processing and marketing at Dagua. It has purchased and operates a tractor.

Krier Rural Progress Society: This Society purchases all peanuts grown on the coast, and makes shipments to Australia.

A new rural progress society was organized at Konga, in the Buin sub-district of Bougainville, towards the close of the year. This was brought about by the appointment of a resident agricultural extension officer, and the opening of an extension centre in the locality. The society aims to foster the production of food crops, rice, peanuts and copra, and provide processing and marketing facilities

in relation to the latter three crops. Orders have been placed by this society for rice milling equipment and transport.

(b) *Co-operative Societies.*—The Division of Agricultural Extension gives special assistance to co-operative societies engaged in the processing and marketing of agricultural produce and, in certain cases, extension officers are officially appointed as advisers to particular co-operatives.

The following special extension activities were undertaken during the year under review:—In New Ireland District, concentrated attention was given to the improvement of copra quality in areas where co-operative organizations were working. The district agricultural officer established 25 demonstration hot-air driers. In Manus District officials of the co-operative societies were given special training in copra grading at the same time as a programme for improvement of drying facilities was being promoted in the villages. The result has been a great improvement in the quality of copra submitted by co-operative organizations. In Madang District a drive was made for increased production of copra. This resulted in an almost 100 per cent. increase in the copra marketed by societies by comparison with the year 1954-55.

(c) *Local Government Organizations.*—In certain cases where developing cash crop industries of the indigenes favour the use of public utility type finances, the Division of Agricultural Extension has worked in close co-operation with the native local government councils. An outstanding example was the establishment of the central fermenting system in the cacao industry in New Britain.

The construction of the fermentaries is financed by bank loans to the native local government councils, who manage the finances and operations. The repayment of loans and the operating costs of the fermentaries are met by an automatic cess on wet beans marketed by growers through the fermentaries. Processing and marketing by this system has advantages in relation to the control of quality of the small growers' product and the preservation of its market reputation.

Production through the central fermentaries increased from 208 tons of dry cacao beans in 1954-55 to 274 tons in 1955-56.

The Division of Agricultural Extension also co-operated with local government organizations in relation to agricultural settlement schemes and, in particular, in relation to the Vudal Settlement Scheme in New Britain conducted by the Rabaul Native Local Government Council for the settlement of urban families. This scheme is now making good headway with 100 5-acre blocks being prepared for cacao planting. Over 60 acres of food gardens have been established and 1,000 seedling coconuts planted.

*Assistance with the Marketing of Agricultural Produce.*—To assist in fostering indigenous cash cropping, the Division of Agricultural Extension provides special assistance in the marketing of cash crops. This assistance takes the form of finding markets for producing societies, and of direct purchase of produce and its subsequent resale through the normal trade channels.

During 1955-56, assistance of the latter type was given in the case of peanuts and coffee in the Eastern and Western Highlands Districts, coffee in the Morobe District, peanuts in the Bougainville District and copra in the Sepik District. A special financial vote is provided for this purpose.

Special supervision of processing techniques was provided in the Gazelle Peninsula central cacao fermentaries by the development of fermentary committees for each local government organization working under the supervision of agricultural extension officers.

*Operation of Mechanization Services.*—The development of mechanization in the agricultural industries of the Territory is assisted by the services of special mechanization staff who advise and assist growers and processing organizations.

A mechanical equipment inspector located at Lae visited all of the mainland districts. Two new rice-milling plants for rural progress societies were installed in the Madang District, and a school for tractor drivers was formed at Lae. In addition, a number of advisory visits was made to the New Britain District in connexion with copra drying techniques, and the installation of mechanical driers at central cacao fermentaries.

*Produce Inspection Service.*—The Division of Agricultural Extension includes a Production and Marketing Section. One of the main functions of this Section is to conduct produce inspection services. At the present time, copra is the only crop subject to official inspection for export. Inspection was provided at all receiving depots of the Copra Marketing Board at Lae, Madang, Lorengau, Kavieng and Rabaul, while travelling inspection was instituted in the Bougainville District.

*Government Plantations.*—The Administration does not operate any plantations in the Territory. However, the Orangerie Bay Coconut Plantation, Papua, serves to provide information of an economic nature for the coconut industry in both Territories. It is also a training centre for indigenous producers from both Territories, and a source of selected coconut seed nuts. During the year, twelve indigenous growers from the Sepik District received training in copra production and coconut planting techniques. Approximately 80,000 selected seed coco-nuts were forwarded to New Guinea for distribution to indigenous growers.

*Central Processing Facilities.*—To further assist developing indigenous industries in certain areas where the establishment of self-managing organizations is not yet feasible, the Division of Agricultural Extension operates small processing centres for various agricultural products. Such centres were operated at Finschhafen for rice and coffee hulling, at Goroka and Mt. Hagen for coffee hulling, at Bainyik for rice milling, and at Erap in the Markham Valley for rice milling.

The Division also operated a larger rice milling centre at Bubia, near Lae, to assist the European rice growers in the Markham Valley.

#### *Indigenous Participation in Agricultural Administration.*

The indigenous population is not yet sufficiently advanced to participate in the planning or administration of research, but there is full consultation through village officials, co-operative and rural progress societies, native local government councils and political representatives.

In the field of local government, members of native local government councils prepare, finance and administer local economic development plans for their areas.

#### *Major Changes in Acreage and Production.*

*Coconuts.*—There was a slight decrease in the area of coconut plantations recorded in 1955-56 by comparison with the preceding year. However, the rate of new plantings on plantations showed a healthy improvement of approximately 5,000 acres, bringing the total of new plantings for recent years to 23,411 acres or above 10 per cent. of the total planted area. Most of these plantings are to replace aged or damaged stands, or are limited extensions of older plantings. Indigenous producers, on the other hand, following expansion programmes of recent years are undertaking a major extension of plantings and approximately 8,000 acres of coconuts were planted by them during the period under review.

No major changes in copra production took place but the present annual level is below normal due to a succession of drought years.

*Cacao.*—Further sharp increases took place in the acreage planted to cacao. The reasons for its popularity have been explained in the section on major crops above. Plantation acreage increased from 26,074 in 1954-55 to 36,992 in 1955-56, while indigenous farmers increased their plantings from 5,000 to 7,250 acres. Production rose by approximately one-fifth from 1,085 tons to 1,278 tons, including 350 tons produced by indigenous farmers. The rate of production increase was held down by drought conditions, and a more rapid expansion is expected in future years.

*Coffee.*—Coffee showed a rapid expansion to a total planted area of 4,609 acres, including 1,780 acres planted by indigenous farmers. The area in 1954-55 was 2,103 acres. Production increased from 111 tons to 155 tons. Most of the planted areas, being immature, are not yet reflected in the production figures.

*Passion Fruit.*—This crop was produced entirely by indigenous farmers, resulting in an estimated 380 tons of fruit harvested and marketed. Production in 1954-55 was 300 tons.

*Rice.*—Rice production is estimated for 1955-56 at 1,106 tons of padi from a planted area of 2,030 acres, of which indigenous farmers produced 940 tons of padi from 1,230 acres. The crop has been adversely affected by drought conditions and by a price decline.

*Other Products.*—Details of the production and acreage of other crops such as peanuts and vegetables are given above, under crop headings.

#### *Adequacy of Food Supplies for the Indigenous People.*

Famine conditions do not occur in any part of the Territory, and the Department of Agriculture, Stock and Fisheries, assisted by Native Affairs officers, maintains an active programme designed to keep up the level and improve the quality of food production in indigenous agriculture. Special food production problems which have been encountered in the highlands area and the corrective action being taken have been described above in the Section on "Cultivation Methods of the Indigenous".

#### *Control of Production by Indigenes.*

Indigenous farmers are not subject to any kind of compulsion or restriction in regard to crop production. The Administrator has power under the Native Administration Regulations to compel the planting and cultivation of crops in an area declared to be liable to famine or scarcity, but in practice recourse to compulsion is not necessary. In the case of industries where overall provisions or regulations aimed at the control of plant and animal diseases exist, indigenous inhabitants are required to observe the same measures as other producers, e.g., the registration of cacao trees, animal disease control measures, particularly in relation to pigs, and internal quarantine measures restricting the distribution of seed and planting material. There are no special measures of this latter type directed against indigenous producers.

While no special measures of compulsion exist, indigenous farmers are encouraged and influenced as far as is possible not to engage in industries which are unsuited for environmental or other reasons to the areas which they occupy. The specific district agricultural development programmes described above for indigenous farmers are aimed at minimising unsatisfactory developments of this nature.

#### *General.*

No special privileges are granted to any non-indigenous groups in any branch of the economy.

Normal banking and commercial credit facilities are available to all sections of the community and are described in another section of the report.

#### (c) WATER RESOURCES.

The rainfall of the Territory is described under "Climate" in Part I of this report. In consequence of the generally heavy and well-distributed rainfall, there have been no major water conservation or irrigation projects. Irrigation is practised on a small scale, however, in a number of farming and agricultural ventures. To date rice has been grown only as an upland or dry crop, or under conditions of natural flooding and drainage. It is planned to use hydro-electric power in the processing of coffee and possibly tea at Aiyura, where a generating plant has been installed. Hydro-electric power is used in

the milling of timber and manufacture of plywood at Wau and on a small scale by a number of missions and landholders.

## CHAPTER 4.

### LIVESTOCK.

#### *Principal Types.*

The principal types of livestock are pigs owned by the indigenous inhabitants, and cattle of certain British breeds. At the present time cattle are almost entirely owned by non-indigenous inhabitants, and properties are run on intensive lines with considerable subdivision, as opposed to the range grazing system utilized in certain other parts of the world.

In certain areas the Administration has made pack-animals available to the indigenous inhabitants to carry cash crops to road-heads. The pack-animals are borrowed at no cost from the Administration, and cared for by the people for whom they are working under supervision by Administration officers. Because of the success of the venture its extension is planned.

#### *Administrative Organization.*

Responsibility for administration in relation to the animal industries rests with the Division of Animal Industry of the Department of Agriculture, Stock and Fisheries. The Division operates clinical veterinary services for the benefit of stockowners; maintains internal and external stock inspection and quarantine programmes; carries out programmes of pest eradication and disease control; and by investigation, demonstration and the provision of breeding stock directly assists the expansion of the livestock industry of the Territory. In support of these activities the Division maintains basic laboratories for pathological and parasitological work at its headquarters in Port Moresby, which serve both the Trust Territory and Papua; it conducts a number of livestock stations in the Trust Territory where pasture investigations are made, methods of management are demonstrated, the performance of various types and breeds is observed and stock are multiplied for the supply of breeding animals to the industry. The Division also participates in the operation of the Hallstrom Trust Station at Nondugl. The work of the various stations has been described in previous reports. During the year under review the following numbers of breeding and demonstration stock were held on the Administration stations at Baiyer River, Goroka, Arona, Erap, Kurakakaul and the Hallstrom Station at Nondugl:—

Cattle	..	..	..	..	..	1,991
Equines	..	..	..	..	..	366
Sheep	..	..	..	..	..	870
Pigs	..	..	..	..	..	121
Goats	..	..	..	..	..	89

while 1,040 acres of established pastures and fodder crops were grown.

Stud pig breeding is undertaken for production of good quality sires for distribution to the indigenous people. The pig is the basis of indigenous animal husbandry

and plays a large part in the social life of the inhabitants. Their pigs generally are of poor quality and for some years the Administration has undertaken to breed stud pigs for distribution at a nominal figure to permit of an improvement in the quality of these animals. A total of 45 pigs of improved breeds was sold to indigenous farmers from various stations during 1955-56.

Clinical services were improved by the appointment of qualified veterinary officers to Lae and Rabaul.

#### *Quality and Quantity of Stock.*

Present policy aims at improving the quality and building up the numbers of stock. Heavy war-time destruction reduced the cattle population to a few hundred and high transport costs have militated against post-war re-stocking. Nevertheless there has been an encouraging natural increase. As the result of the introduction of a freight subsidy payable by the Administration on cattle of better than average quality there is every indication that there will be an increase in importations to the Territory.

Under this scheme cost of freight and handling between the port of embarkation in Australia and the delivery port in the Territory is met, up to a certain maximum. Applicants for the subsidy must demonstrate that they are in a position to run cattle efficiently and undertake to do so above a specified minimum scale. The Administration has approved applications relating to 1,770 head of cattle for the Territory of New Guinea. The majority of the livestock population of Australian origin is of good quality.

During this year the Administration acquired sixteen Poll Shorthorn bulls of the highest available quality in Australia for stud work in the Territory.

An additional 20,000 acres of land were made available for pastoral leasehold and further areas are being surveyed as to their suitability for this purpose.

#### *Research.*

Work continues with the Zebu cross-breeding programme in an endeavour to ascertain whether an infusion of *Bos indicus* blood into the *Bos taurus* is an advantage, and if it is an advantage, to determine the optimum percentage infusion.

Investigations into pasture improvement, the merits of indigenous grasses, fodder conservation, water conservation and land utilization for stock raising are in progress. In addition, a biochemistry laboratory is under construction and within the coming year it should be possible to undertake all phases of biochemistry in connexion with pastures, research into animal nutrition and animal production.

Traditional types of land tenure and indigenous law do not impede the improvement and expansion of stock raising and breeding.

#### *Control of Pests and Diseases.*

Considerable progress was made in disease control during the year, particularly with cattle tick and tuberculosis eradication.

The Administration has purchased and installed spray races for the eradication of cattle tick. It also provides free tickicide and supervision for cattle tick eradication. Indications are that eradication campaigns are successful wherever undertaken, and already large areas of country, including the Markham Valley and the Eastern and Western Highlands have been cleansed of cattle tick. Not only eradication, but also control measures in limiting the spread of tick infection have been successful.

The incidence of cattle reacting to the tuberculin test is less than 1 per cent. of the population and it is expected that testing and eradication by slaughter will practically eradicate tuberculosis in cattle.

Survey work was also undertaken to determine the incidence of brucellosis in cattle with a view to eradication and control when the survey is completed.

The screw-worm type fly continued to be a pest but a high degree of control has been achieved by the use of the newer chlorinated hydrocarbon insecticides.

Routine quarantine measures are maintained to ensure that the Territory remains as free as possible of disease, particularly of exotic diseases, those of serious economic importance, and those which jeopardize human health.

#### *Livestock Industry.*

There has been a remarkable improvement and expansion of the dairying industry, particularly where there is a concentrated European population. Most dairies are engaged in the supply of whole milk and cream; the standard of hygiene and management practised in these dairies is high.

A factor which has seriously impeded re-stocking is the shortage of suitable shipping to transport livestock from Australia to the Territory. Indications are, however, that shipping will be available. In the meantime aircraft have been employed, although expensive.

#### *Disposal of Products.*

The pastoral industry is in its developmental stages; production is small and consumed locally. The indigenous inhabitants slaughter livestock at times, mainly on occasions of social significance; at present only a small proportion of the indigenous inhabitants attempt to balance their diet by the use of domesticated animals for food production.

#### *Hallstrom Livestock and Fauna (Papua and New Guinea) Trust.*

The year 1955-56 has been a most satisfactory one in that developmental stages of the Hallstrom Station at Nondugl have been completed and it is now entering a phase of consolidation.

The health and vitality of sheep on the Station, despite the increasing age of the flock, have improved and progeny from this year's lambing were of superior quality. The improvement initially was due to the control of worms; the further improvement is due to the provision of pasture, based substantially on the planting of an indigenous grass, *Ishaemum digitatum*.



During the year a donation of 46 stud sheep valued at £5,040 was made to the Trust by Sir Edward Hallstrom to establish a stud flock on the Hallstrom Station. There are now 92 head of Australian Illawarra Shorthorn cattle on the Station and dairy production is satisfactory.

## CHAPTER 5.

### FISHERIES.

The policy is to develop the fishery resources of the Territory by surveys, by experimenting with fishing techniques and types of fishing gear, by pond culture, and extension work among the indigenous people.

Surveys so far completed indicate that there are extensive seasonal runs of pelagic fish and fish populations around the extensive reef formations. Recent investigations resulted in the location of good fishing grounds in the Sepik and Madang areas.

In the Manus Group, tests made at the Hermit Islands gave spectacular results, while fair results were obtained north of Pak Island, west of Manus itself, and off N'drilo Island. It was considered that, owing to the numerous sea reefs in the Manus area, the pattern of migration of fish shoals will have to be worked out before fisheries reach their greatest development.

The distribution of improved fishing gear to indigenous fishermen was continued.

Fishing is carried out by the indigenous people for subsistence purposes, and those adjacent to towns supply a limited quantity of fish to the local markets. In some areas, trading in fish takes place between the coastal and inland people.

There are no Europeans engaged in the fishing industry.

The Fisheries Officer of the South Pacific Commission visited the Territory and advised on fishery techniques and the establishment of pond fish culture.

*Shell Industries.*—Shell fishing is almost entirely in the hands of the indigenous people and is an important source of income to them. A total of 660 tons of shell was exported from the Territory in 1955-56 valued at £303,582. Average price received for trochus shell, the most important component in these exports, rose to £480 per ton, compared with £243 per ton in 1953-54 and £320 per ton in 1954-55.

*Pond Culture.*—The number of ponds being constructed is increasing and several have now been stocked in the Wau-Bulolo district. It is expected that growth of Tilapia will be faster and production greater than in the Mt. Hagen-Goroka districts.

At Mt. Hagen twelve acres of cultivable and swamp land have been acquired and will be used for experiments with different species under various conditions, particular emphasis being placed on the value of farming and fish culture as an economic proposition.

Near Aiyura in the Eastern Highlands, an area of 700 acres of swamp land offers possibilities of development. It is estimated that the area could yield, if satisfactory production methods can be developed, approximately 300

tons of fish per annum. This will be further investigated, if the results from the Mt. Hagen experiment are satisfactory.

Considerable interest is being taken in the introduction of trout. Fry liberated in 1955 in a stream in the Goroka area of the highlands are doing well. It is reported that one caught after 18 months weighed 4½ lb. Conditions in this stream are similar in fish food fauna to typical New Zealand trout streams with Caddis and May fly types of larvae; the bottom of stones and fine shingle gives water with suitable environment for larval food. Temperature at the altitude of about 7,000 feet, with water coming down a steep hillside from an altitude of over 8,000 feet, is satisfactory for breeding.

## CHAPTER 6.

### FORESTS.

#### *History of Utilization.*

Since the establishment of European settlement in the Territory in the late nineteenth century the demands on the forests of the Territory have remained comparatively light, although exploitation has occurred to a small degree. The indigenous population has always drawn freely on the forests adjacent to their living areas, but their requirements were confined mainly to minor products and their gardening made the greatest inroads on the forests. With the good growing conditions and the light density of population, gardened areas, on the long rotation system adopted in the shifting cultivation, generally returned to secondary bush and frequently to jungle. In localities having a greater population density and particularly in the mountains, where fire can more easily enlarge the efforts of the population in removing the forest and in keeping it in check, grasslands have developed and occupy probably 50 per cent. of the land area of the high plateaux of the western mainland. Between the two world wars a small European saw-milling and logging operation developed, reaching its zenith in 1941 when some 2,000,000 super. feet of sawu timber were produced and approximately 7,000,000 super. feet of logs and fitches were exported. A very limited number only of the very many available species featured in this trade, the main one being New Guinea walnut (*Dracontomelum mangiferum*) which was favoured for veneer slicing.

Between 1942 and 1945 Army sawmilling units produced more than 80,000,000 super. feet of sawn timber and proved the feasibility of using heavy logging equipment and the usefulness of many untried species.

After the cessation of hostilities efforts were made to build up a sound sawmilling industry; in the first place to meet the demands for rebuilding in the Territory, and secondly, with the hope of establishing an export industry in the more valuable lines of forest produce. These efforts are meeting with substantial success.

The law of the Territory provides that when the owners are willing to sell land or timber rights the Administration may acquire them. A very large proportion of the Territory is regarded as owned by the indigenous population

under traditional law and custom. Where no owners exist, legislation provides that such "waste and ownerless" land may be declared Administration land, and as such it could be converted into permanent Territory forests.

Population figures indicate a likely average population density of close to fourteen persons per square mile. This is comparatively light and, at this stage of development of the people, it means that very large areas of virgin forest are still untouched. Efforts are being made, therefore, to channel present expansion of the timber industry into areas which must be agriculturally developed in the near future—to ensure the profitable utilization of the timber on such areas and to give more time for the investigation of the areas to be permanently set aside as forests. This will allow the development of satisfactory silvicultural techniques for such forests when they are brought under management.

Generally the coastal forests are very complex in structure, but there are substantial areas of the foothill forests of northern New Guinea where a dipterocarp (*Anisoptera polyandra*) forms a considerable portion of the stand. Investigation is being carried out for the acquisition of a substantial forest of this type in the vicinity of Lae. The area will eventually be worked as a Territory forest with a view to establishing the regeneration techniques applicable to this type of forest preparatory to wider investigation of the major *Anisoptera* belt which generally is confined to rugged slopes and is as yet inaccessible.

Where forest land is more suited to agricultural development than to permanent forestry, timber rights may be acquired only if the agricultural development is to be carried out by the indigenous owners. Such acquisitions enable the granting of timber concessions which ensure that the timber is utilized and not wasted in agricultural clearing operations.

#### *Forest Policy.*

An outline of the policy with regard to the natural resources of the Territory is contained in Section 4, Chapter 1, of this Part. In particular, the development and management of the timber resources of the Territory involve—

- (i) protection of forests;
- (ii) reafforestation by establishment of new plantations and silvicultural treatment for natural regeneration of harvested forest areas;
- (iii) research to improve existing techniques and permit expansion;
- (iv) management of two research and training sawmills;
- (v) supervision of sawmilling activities in the Territory;
- (vi) through the herbarium, provision of services of botanical investigation and identification;
- (vii) investigation to demarcate timber stands of economic importance and compilation of detailed working plans of those forests dedicated to the production of timber in perpetuity.

#### *Legislation.*

The forest law of the Territory is embodied in the *Forestry Ordinance 1936-1951* and Regulations. It provides for the protection of forests, forest produce, afforestation, establishment of timber reserves, acquisition of land and timber rights, the issue of timber permits and licences, control of exports and the collection of fees and royalties. Control in regard to forestry diseases and pests is provided for under quarantine legislation. There were no amendments to the forest law during the year.

#### *Attitude of Indigenous Inhabitants.*

Generally speaking, the indigenous population recognizes that the establishment of substantial milling and logging operations in their vicinity leads to the development of better access and provides marketing opportunities for them. Consequently, their reaction is favorable to the granting of timber concessions.

#### *Forest Service.*

The Department of Forests, with head-quarters at Port Moresby, administers the forest policy in the Territory.

The Forest Botanist and Forest Engineer are stationed at Lae. Regional forest officers are located at Bulolo and Rabaul.

A Territorial Forest Service was commenced with the appointment of two trained foresters in 1938. The service, re-established after the war, is gradually being built up with the recruitment of additional trained staff. The personnel employed by the Department of Forests now numbers 94 European and 696 indigenous employees, of whom 67 and 630 respectively are stationed in New Guinea.

In addition to the services of specialist officers on the staff, advice on forest development is available from forest authorities in Commonwealth and internationally recognized institutions. The Commonwealth Scientific and Industrial Research Organization, through the Division of Forest Products, has continued to render valuable service to forestry in the Territory.

#### *Recruitment and Training.*

Staff positions are filled either by promotion or by recruitment of personnel from outside the Territory. An important appointment during the year was that of the Chief of the Division of Silviculture.

There was a good response to a call for cadet forest officers and five appointments were made. These cadets will now undergo a five-year training period—two years of basic science at an Australian university, one year of field training in the Territory, followed by a two-year course at the Australian Forestry School, Canberra.

A forest ranger cadre is recruited to staff field positions in the Department. The appointees commence as assistant forest ranger status and are given a four-year training course in the Territory.

A limited number of indigenous workers have been trained as forest rangers and foremen by field officers of the Department.

Preparations are under way for the establishment of a permanent training school at Bulolo, which, in the initial stages, will prepare students to take up forest ranger positions.

The two Administration sawmills are being used as training schools for sawyers, mechanics, saw-sharpeners, fallers and tractor operators. The Bulolo Plywood Mill is also providing increased opportunity and encouragement for indigenous workers to become proficient at their work in the milling industry.

A regional forest officer attended the F.A.O. Forestry Seminar at Dehra Dun, India.

#### Silviculture.

All centres recorded a lower than average rainfall and two very dry periods were experienced when plantations, particularly at Bulolo, were subject to critical fire risk.

*Bulolo.*—Four hundred and thirty acres were planted, mainly to hoop pine, and the new plantation was effectively tended at a reasonable cost. Seedling development in the new area has been excellent. First pruning was commenced this year and 60 acres were dealt with. Some losses are occurring in the 1950-51 and 1951-52 areas due to root rot.

The progressive plantings are illustrated in the following table:—

Year.					Planting (Acres).
1950-51	..	..	..	..	63
1951-52	..	..	..	..	98
1952-53	..	..	..	..	166
1953-54	..	..	..	..	188
1954-55	..	..	..	..	475
1955-56	..	..	..	..	430
Total	..	..	..	..	1,420

*Keravat.*—Although 250 acres were cleared and burnt for planting, only 158 acres had been established at the end of the year. This was principally due to the necessity to refill areas damaged by snails. The delayed planting also resulted in heavy weed infestation and tending costs were above average.

Pruning has been confined to form pruning of teak in the first few months after planting. Thinning of an experimental nature was undertaken in the teak and balsa stands.

The progressive plantings at Keravat are as follows:—

Year.					Planting (Acres).
1950-51	..	..	..	..	26
1951-52	..	..	..	..	108.1
1952-53	..	..	..	..	108.2
1953-54	..	..	..	..	150.5
1954-55	..	..	..	..	208.4
1955-56	..	..	..	..	161.9
Total	..	..	..	..	763.1

*Highlands.*—Although it has not yet been possible to station any trained forestry staff permanently in the highlands region, the improved staffing position has made it possible for visits to be made to the Highlands Districts during the year by the Regional Forester, Bulolo, and the Forest Botanist and Silviculturist.

Reforestation of the extensive grasslands has been proceeding under the direction of field officers of the Department of Native Affairs. Seedlings for planting have been supplied from the Department of Forests nurseries at Lae and Bulolo and from small local nurseries.

The immediate reforestation aim has been to provide quick-growing species such as casuarina to control erosion on the denuded slopes and to provide a supply of firewood. These copses will later serve as cover crops of the more desirable timber-producing species.

#### Nurseries.

*Bulolo.*—During the year, extensions and improvements were effected to this Nursery. A decision has been reached on the standardization of low shade beds and on a bed size of 50 feet by 4 feet. Material is on hand for the construction of 100 permanent beds.

Inadequate water supply during the spring months was again the greatest cause of seedling losses. Various proposals to overcome this very serious problem were investigated during the year and later an agreement was drawn up with Bulolo Gold Dredging Limited to meet the requirements through direct pumping from the Bulolo River.

Two hundred and twenty-eight thousand seedlings of hoop pine were recovered in this year's tubing and 184,000 were planted at Bulolo; the remainder are being carried over for the 1956-57 planting season.

One hundred beds were sown to klinkii pine but production of seedlings was again very poor. Serious losses were associated with fungal infection of the roots and growing tips. Studies have been concentrated on the whole problem of klinkii pine nursery technique. Chlorosis resulting from the alkaline nursery soils has been corrected by sulphur application and the soil texture is being improved by the addition of loam from the adjacent rain forest.

*Keravat.*—Three nurseries are in production at Keravat—one is used purely for experimental sowing.

Thirty-three beds of No. 2 nursery were sown to teak.

Some losses of very small stock result from fungal infection, but this is easily controlled by application of cuprox. Slight retardation of height growth has been caused by defoliation by the leaf roller insect invasion from the surrounding bush.

Stump planting of teak is standard practice and plantable stock at the rate of only one per square foot of nursery space this year was the result of poor initial germination.

Continuous weeding has been necessary to keep nut grass in check. Thirty-two beds were sown in No. 3

nursery from which 270,000 seedlings, comprising teak and kamarere, are expected. A number of other species have been sown for trial.

*Lae.*—The nursery fulfils its dual role of providing ornamental species for the public and the supply of tree seedlings to the Highlands Districts.

#### *Regeneration Treatment of Natural Forest.*

No work of this nature was carried out at Bulolo but some extension of the area already treated at Keravat was possible. All areas are progressing well and now require thinning. Intensive research into the silvicultural treatment of the coastal rain forests is proposed.

#### *Research.*

The Commonwealth Scientific and Industrial Research Organization has prescribed a diffusion treatment for the immunization of klinkii timber against rot and insect attack and this species is now being used extensively in Administration construction projects.

Designs for the equipment required for treatment of lyctus-susceptible species have been furnished to a number of Territory sawmills.

Laboratory work on tannin produced at Aird Hills in the Kikori Delta region of Papua may well reflect benefits to the plywood industry in New Guinea, as the catch gives promise of producing the basic raw material for an effective water-proof glue. Research by the Commonwealth Scientific and Industrial Research Organization on the pulping properties of New Guinea timbers has continued. Results with klinkii have been most promising.

*Bulolo.*—Klinkii pine has not responded to the standard nursery technique for hoop pine. Klinkii has strong tap root tendency and is susceptible to fusarium root rot and other diseases during early life. Experiments have been initiated in an endeavour to produce a satisfactory procedure for the propagation of this species.

It has been proved that it is economically possible to transplant wildling stock under 4 inches high.

*Planting of grassland.*—Two plots have been established and so far pinus species are doing satisfactorily on the area. Extension of the work to include pre-planting treatment of the area mechanically and chemically is proposed for next year.

*Thinning.*—Initial selection and measurement of two plots of hoop pine for comparability was completed this year. Site is in the 1950-51 planting and dominants are 40 feet high and 7 inches in diameter. Basal area per acre is from 60 to 80 square feet. Thinning will be effected next year.

*Increment plots.*—The small increment plot in the Wau plantation area (established 1941) has been remeasured and thinned. Mean annual increment exceeding 4,000 super. feet (true volume) per acre is indicated and 10,800 super. feet per acre were removed in a light thinning at fifteen years. Selected logs from the thinnings were subjected to sawing and peeling tests and handled very well.

*Keravat.*—Teak nursery and thinning techniques were the two main experimental works in progress at Keravat. It is too early yet to draw any conclusions from these experiments.

#### *Protection.*

*Bulolo.*—The year was particularly dry and notable for the occurrence of unusually long periods without rain—introducing a fire danger. A daily fire danger rating is now graphed. A fire plan has been prepared which prescribes the necessary patrols and other action required in relation to the daily hazard.

Three fires were located and suppressed during June. These were spreading in virgin scrub country.

*Keravat.*—This station also reported an exceptionally dry year. Active patrolling of the plantations, particularly the kamarere, was necessary and an extensive system of fire roads is proposed.

#### *Utilization.*

*Harvesting and Marketing.*—The housing shortage has continued to be the most pressing problem in the Territory throughout the year. Under this demand the timber industry has been buoyant.

*Permits.*—There are 21 permits current covering an area of 255,078 acres. Eight licences are current covering an area of 1,061 acres.

*Exports and Imports.*—Total exports of logs, not sawn, from all sources in the Territory during 1955-56 amounted to 2,651,949 super. feet (valued at £61,988) compared with 2,518,585 super. feet (£59,108) the preceding year. Crown log timber exported, which came mainly from the Trans-Busu permit near Lae, amounted to 2,197,173 super. feet in 1955-56.

An interesting development was the great increase in log timber exported from private property to Australia, shipments of which totalled 454,000 super. feet.

Exports of sawn timber and fitches in 1955-56 were 3,872,775 super. feet (£230,986) compared with 2,874,140 super. feet (£161,666) the preceding year. Plywood exports were 21,383,403 square feet (£749,179) compared with 20,717,275 square feet (£644,929) the previous year.

A small quantity of plywood was imported in 1955-56 and some sawn timber. The total value of imports of timber and other forest products was £93,461.

*Local Conversion.*—It is estimated that approximately 44,500,000 super. feet of log timber harvested from Crown land was converted locally of which 10,000,000 super. feet was used in plywood manufacture.

#### *Sawmills.*

The Administration runs two sawmills in the Territory, one at Yalu, the other at Keravat. Each functioned well during the year and considerable progress has been achieved in the construction of the new mill at Lae to replace that at Yalu. The new mill is to go into production early in 1957.

*Yalu.*—Production was 1,564,800 super. feet of sawn timber from a log intake of 3,418,252 super. feet (true vol.) with a recovery rate of 45.75 per cent.

Log timber came mainly from Narakapor, which is now practically cut out, and operations have commenced on the Oomsis forest across the Markham. This has necessitated extensive construction of new roads.

*Keravat*.—From a log intake of 3,083,883 super. feet (true vol.) this mill produced 1,452,400 super. feet with a recovery rate of 45.2 per cent. Most of the log intake was in kamarere. Logging roads were extended a further five miles.

*Other Sawmills*.—40 mills are operating in the Territory with some small benches on private properties.

Two major permits on the New Guinea mainland, viz. Commonwealth-New Guinea Timbers Limited operating at Bulolo and South Pacific Lumber Company Limited, which draws its logs from the Trans-Busu, are now at peak production.

Considerable increase in sawn production in the New Britain District is in evidence owing to the expansion of operations by various milling interests.

The year's cut of hoop and klinkii pine in the Wau-Bulolo area amounted to 24,600,000 super. feet, made up of 18,100,000 super. feet of logs, and 6,500,000 super. feet of tops. The product of this timber was exported mainly as plywood, sawn timber, scantlings or battery fitches.

#### *Value of Production.*

Production of forest produce in the Territory for the year is estimated to be worth more than £2,000,000.

#### *Surveys.*

*New Guinea Mainland*.—The air photo library was enlarged by receipt of the photo coverage of the Wau-Bulolo forests. Base maps are now in course of preparation. When these are completed check assessments of the timber estimate are proposed. Preparatory ground surveys are already under way.

Major work in progress during the year was the assessment of the Bulolo pine stands. Five thousand acres were completed. Four new triangulation stations were established. An assessment survey in the area was completed.

The surround of the Oomis area was completed and negotiations for the purchase of the land and timber rights were commenced. It is proposed that this area of 37,000 acres, carrying excellent quality stands of *dipterocarp* be dedicated as a Territorial Forest.

Boundary and assessment surveys of the Trans-Watut pine stands were effected during the year. Purchase of the timber rights of this area is proposed for supply to a local sawmill.

Surveys at Umhoi, Finschhafen and Sawet were at reconnaissance level. Timber stands sighted were generally poor.

The earlier reports that the Jimmi Valley in the Western Highlands region carried stands of hoop and klinkii pine of commercial importance were confirmed by further reconnaissance this year. Plans for the development of this area are receiving high priority.

*New Britain*.—The Warangoi purchase, comprising approximately 25,000 acres of land classified as suitable for agricultural purposes, was assessed to determine the volume of merchantable timber available. The removal of this timber will be preliminary to agricultural development and an emergency permit has already been granted over part of the area most urgently required for development.

It is intended that the prime kamarere stands be dedicated permanently for the production of timber.

Investigations in the Ulamona area have now reached the stage where a final decision can be made for the purchase of approximately 100,000 acres of forested land, 60,000 acres of which can be regarded as purely protective forest.

Other areas inspected during the year included Tonelei Harbour, Drina, Mavelo and Seraji Timber Permit areas and Missim Island.

#### *Timber and Land Acquisitions.*

No new purchases were finalized during the year but the preliminary investigations and assessment of a number of areas have been processed to the stage where action for purchase may now be taken.

The total area now acquired for forestry purposes is 504,158 acres.

#### *Forest Botany.*

Herbarium collections made during the year were—

New Guinea—Bulolo, Lac, Wau .. .. .	411
New Britain .. .. .	70
New Hanover .. .. .	25
	<hr/>
	506
	<hr/>

Distribution of herbarium duplicates amounted to 5,875 this year.

Total acquisitions from outside sources exceeded 1,300 sheets and the intake to the herbarium from Papua and New Guinea brought the annual accretion to 2,500.

Authenticated wood samples continue to increase and duplicates are held for distribution to the regional herbaria which it is proposed will be established at Bulolo, Rabaul and Port Moresby.

The Botanic Gardens at Lac, which are under the control of the Division of Botany, have been further developed.

The orchid collections are flourishing and the new shade house now under construction is required to accommodate these and the Miller collection of orchids and foliage plants recently purchased by the Administration.

#### *Visitors.*

Important visitors included Dr. Stamm, Fulbright Scholar from the United States of America; Dr. Gressit, of the Bernice P. Bishop Museum, Hawaii; Dr. Hoogland, Mr. C. S. Christian and Mr. H. Haantjens, of Commonwealth Scientific and Industrial Research Organization Land Research and Regional

Survey Section; Mr. W. Jones, Commonwealth Scientific and Industrial Research Organization Division of Industrial Chemistry; and Mr. A. P. Dagg, Director of the Biological Section of the Queensland Lands Department.

## CHAPTER 7.

### MINERAL RESOURCES.

#### *Production.*

Gold is the principal mineral product. Silver is produced as a by-product of gold refining and small quantities of platinum and osmiridium are recovered in alluvial mining operations. Minor deposits of manganese, lead and zinc, copper, bauxite (aluminium ore), sulphur and iron ore have been found, but so far not in sufficient quantities to be of commercial interest.

Large-scale gold production dates from the finding of rich alluvial gold in the Wau area of the Morobe District in the early 1920's. Production was augmented in the 1930's by the installation of dredges in the Bulolo area of the Bulolo River downstream from Wau. By 1940, output had reached a rate of 270,000 ounces per annum. Recorded production from the Morobe gold-field to 30th June, 1956, is 3,144,366 fine ounces of gold and 1,865,316 fine ounces of silver totalling in value £32.3 million.

Gold production has declined since 1952-53, when it reached its post-war maximum of 138,640 fine ounces. This compares with the maximum mined in 1940 of 270,000 fine ounces, and the present 1955-56 production of 71,519 fine ounces, valued at £1,117,483.

The gold bullion won in 1955-56 varies in fineness from 500 parts per thousand, and the associated silver recovered for this year was valued at £17,169.

Production figures and values of minerals produced for the five-year period ended 30th June, 1956, are incorporated in Appendix XII.

Alluvial gold production from dredging operations showed the greatest percentage decline over the last twelve months from 48,228 ounces to 36,918 ounces, due mainly to the reduction of the areas being worked. Only two out of eight dredges are now operating, a contributing factor being the forced abandonment of areas of marginal value owing to increased costs.

Lode mining is carried out on a small scale only, the two organizations working combining underground mining with open-cut mining. The treatment plants recovered 14,690 fine ounces compared with 13,407 fine ounces in the preceding year.

Alluvial gold production—other than by dredging—dropped from 23,144 ounces to 19,911 ounces. The number of holdings advanced to 240, mainly owing to the interest taken by indigenes in this occupation. The most important centre of mining by indigenes was the Eastern Highlands District, where an experienced official is stationed in order to assist and instruct them in the mining and disposal of the gold.

The number of gold parcels declared by indigenous miners totalled 447, compared with 277 in the period 1954-55.

The price of gold remained at £15 12s. 6d. per fine ounce.

#### *Policy and Legislation.*

The Department of Lands, Surveys and Mines is the controlling authority administering legislation covering mining, through a Division of Mines.

Additional technical personnel were recruited last year to the Division and increasing attention can now be given to the investigation of mineral bearing areas and to the provision of technical and professional advice to the mining industry.

The Geological Branch is staffed by officers of the Australian Bureau of Mineral Resources, who work in co-operation with the Division of Mines.

The laws in operation governing mining are—the *Mining Ordinance 1928-1947*, the *Miners' Homestead Leases Ordinance 1928-1938*, the *Mines and Works Regulation Ordinance 1935-1952* and the *Petroleum (Prospecting and Mining) Ordinance 1951-1954* and regulations under these Ordinances.

The Mining Ordinance governs prospecting and mining for minerals generally, including the granting of miners' rights, prospecting areas, exclusive prospecting licences, claims, mining leases, agreements, mining rights in business and residential areas, and provides also for the payment of royalties and other fees. In addition, it confers powers and duties on Wardens and Wardens' Courts and provides for the general administration of mining.

Under the provisions of the Mining Ordinance, all minerals are the property of the Administration and royalties and other receipts derived from mining and prospecting are paid into the general revenue of the Territory for the benefit of its inhabitants as a whole. A royalty at the rate of 5 per cent. of gross value (less certain refining and realization charges) is payable on the value of gold won.

Total royalty collected during 1955-56 was £54,629, a decrease of £11,114 on the royalty collected during the year 1954-55.

Mining may be carried out by holders of permits and licences issued under the provisions of the Mining Ordinance. Indigenous inhabitants have all the rights conferred by the Ordinance upon the holders of miners' rights for purposes incidental to or connected with mining.

The nature of tenure and terms of occupancy determine rights to surface resources. A holder of a miner's right may apply for an authority to enter and prospect on alienated or native-owned land, but provision is made for the protection of roads, business and residence areas and improved land and for the payment of compensation where prospecting or mining injuriously affects the surface rights of the owner or occupier.

The only area where mining operations could be said to have damaged the land is in the Bulolo-Watut Valley, mainly from dredging operations. Most of the area

affected here was river bed with no surface soil and the area is not known to have been used previously by indigenous people either as village areas or for agricultural or other purposes. The question of amending mining legislation to provide for resoiling is under consideration, although there are no indications that further large areas will be taken up for dredging in the near future.

The Miners' Homestead Leases Ordinance enables the grant of leases for the purposes of erecting residences for miners and other buildings and for cultivation, but does not authorize mining by the lessee.

The Mines and Works Regulation Ordinance provides for the technical administration and laws essential to the making, operation and development of mines and for safety measures in mines, the operation of machinery, use of electricity and the many appurtenances of such development.

The Petroleum (Prospecting and Mining) Ordinance deals with the issue of petroleum and prospecting permits and the grant of licences and leases for the exploration of oil-fields. Permits must not exceed 10,000 square miles, except with the authority of the Governor-General, and the area must be reduced progressively to a maximum of 2,500 and 500 square miles at the licence and lease stages, respectively.

Commercial production can only be carried out from an area held under lease and the lessee must pay to the Administration a royalty at the rate of 10 per cent. of the gross value, at the well head, of all crude oil or natural gas.

At the present time, interest is not widespread in the search for oil in the Territory and only one petroleum prospecting permit was in force at 30th June, 1956. This permit is held by an Australian company, over an area of 1,650 square miles in the Sepik River area, but operations are still in the prospecting stage.

The *Mining Development Ordinance 1955* was enacted during the year but at 30th June, 1956, had not yet been brought into operation. This Ordinance will enable the advance of funds for pioneer mining on the basis of half the cost of the work approved; establishment of customs treatment plants; assistance in testing mineral deposits by drilling; and the advance or expenditure of money on exploratory mining works and mine road construction.

In anticipation of this legislation, two diamond drills were in operation throughout the year and completed 3,500 feet of drilling, including diamond drilling for iron ore deposits in New Britain. The mining engineer investigated a number of mining undertakings for which assistance had been sought. The question of establishing a customs treatment plant at one mining centre is under consideration.

#### *Duration of Mineral Resources.*

Geological investigations so far carried out have provided some knowledge of the geology of New Guinea, but as the mineral resources of the Territory have not yet been fully explored or exploited to any considerable extent,

it is not yet possible to estimate their future duration. Exhaustion of known deposits is evident only in the Bulolo area and in that area new industries such as plywood manufacture and timber milling have been established and are expanding.

## CHAPTER 8.

### INDUSTRIES.

#### *Manufacturing Industry.*

Secondary industries are encouraged, but at this early stage of development in the Territory more importance is attached to primary industries.

Manufacturing industries are largely confined to the processing of raw materials, either for export or local consumption. These industries include the production of copra, coconut oil, copra meal, curing of coffee, fermenting of cacao, milling of rice, sawmilling, production of plywood, manufacture of furniture, extraction of fruit pulp and fruit juice, boat-building, the manufacture of biscuits and baking generally. Other industrial concerns are cordial factories, printing works and plumbing and engineering shops.

An Australian company is considering the manufacture of twist tobacco from a mixture of imported and locally grown tobacco leaf and it is expected that production will commence during 1956-57.

#### *Local Handicraft and Cottage Industry.*

Local handicrafts include wood and cane work, basket-making, pottery, sail and net making and some weaving. Production is mainly to meet the requirements of the indigenous people, but articles such as wood carvings, baskets, mats, &c., find a sale among the non-indigenous inhabitants and visitors. It is doubtful if these industries are suitable for or capable of development in competition with mass-produced articles manufactured by modern processes.

#### *Food Industry.*


The primary activity of the indigenous people is the production of foodstuffs for local consumption. There is some trade between areas within easy reach of one another. Where the market price will cover the cost of air freight, vegetables produced in the highlands are air freighted to the coastal areas.

#### *Tourist Industry.*

There is no organized tourist industry in the Territory, but there is a small flow of visitors, mainly from Australia.


#### *Principal Markets.*

Information regarding markets for Territory produce is given in Appendix VII. Australia provides a market for an appreciable quantity of New Guinea produce and prices are comparable with prices for competing products of similar grade and quality.



Work on the new road being constructed between Wewak and Dagua.





Road Development in the Western Highlands.

### Industrial Development.

The aim of the Administering Authority is to promote industries to the extent that they would be compatible with the progress of the indigenous people and the economy of the Territory without disrupting social conditions or introducing harmful elements. Secondary industries are considered to be of advantage to the Territory. Such industries are therefore encouraged, but at the present stage of development of the Territory it is considered that secondary industries should be economic.

The Government is participating with private enterprise in the manufacture of plywood. Direct financial assistance is to be provided for the development of industry by the indigenous people under a scheme embodied in the *Native Loans Fund Ordinance 1955* whereby loans of up to £5,000 may be made to certain approved authorities and organizations, including local government councils. The Department of Agriculture, Stock and Fisheries administers funds for the procurement of agricultural and processing machinery which is applied to the benefit of the indigenous people. Assistance is also rendered to industries and developmental projects through fiscal administration.

### Industrial Licensing.

There are no systems of industrial licensing or control.

### Fuel and Power Facilities.

Public electricity supplies are provided by the Administration which operates diesel generating plants in all towns and principal stations, except Goroka where a hydro-electric plant has been constructed. The Bulolo Gold Dredging Company and New Guinea Goldfields Limited operate hydro-electric stations for their own requirements and make a limited supply available for public use.

The present available generating capacity of the plants operated by the Administration is set out below together with the capacity to be available when the installation of further equipment is completed.

	Installed Capacity at 30th June, 1956.	Capacity to be Available on Completion.
	kWs.	kWs.
Rabaul .. .. .	561	1,451
Lae .. .. .	598	1,352
Madang .. .. .	280	720
Wewak .. .. .	121	250
Goroka .. .. .	100	300
Lorengau .. .. .	120	..
Kavieng .. .. .	75	142
Aiyura .. .. .	..	30

The transmission system consists of primary voltage of 11,000 volts and secondary distribution voltage of 415-240 volts, 3 phase, 50 cycle.

The supply of electricity for lighting and other purposes and electricity charges are regulated by the *Electricity Supply Ordinance 1951*. The rates paid by consumers are—

### DOMESTIC USE—PER MONTH.

	Each s. d.
First 10 units .. .. .	1 3
Next 30 units .. .. .	0 8
Next 150 units .. .. .	0 4½
Balance .. .. .	0 3

### COMMERCIAL USE—PER MONTH.

	Each s. d.
First 50 units .. .. .	1 3
Next 200 units .. .. .	0 8
Next 400 units .. .. .	0 6
Next 4000 units .. .. .	0 4
Balance .. .. .	0 3

The domestic tariff applies only to dwellings, boarding houses, churches, clubs, halls, &c.

## CHAPTER 9.

### TRANSPORT AND COMMUNICATIONS.

#### Postal Services.

The Administration provides a full range of mail and postal services with the exception of house to house deliveries by postmen. Delivery is effected through the medium of private bags, free bags, private boxes and *poste restante*. Facilities are available for registration and cash on delivery parcels service and provision is made for air letters and air parcels.

The internal surface rates of postage are those prescribed from time to time. At 30th June, 1956, the rate for first-class mail matter was 3½d. for the first ounce and 2½d. for each additional ounce. Other rates are applied to mail matter according to classification and weight.

Letter class articles are conveyed by air, free of surcharge, to the post office nearest the office of delivery if such treatment will expedite delivery of the article. Articles of the second and third classes (commercial papers, printed matter, newspapers, books, periodicals, patterns, samples and merchandisc), if to be conveyed by air, may be accepted at letter rate or parcel rate—the rate applicable is dependent on the weight of the article. Articles of the fourth class—parcels—continue to be conveyed by air, free of surcharge, if the weight of the article does not exceed one pound; parcels weighing more than one pound, if to be conveyed by air, continue to be surcharged one shilling per pound after the first pound. All classes of mail matter received from overseas and mail matter posted within New Guinea for delivery in overseas countries continue to be transported within the Territory by the first available shipping or air service.

Charges for private boxes are from £2 to £6 per annum, according to the size of the box, and for private bags a basic rate of £1 10s. per annum increasing proportionately with the frequency of the service.

Post offices are established at the following centres:—

<i>Aitape.</i>	<i>Kandrian.</i>	Momote.
Angoram.	Kavieng.	Mount Hagen.
<i>Bogia.</i>	<i>Kieta.</i>	<i>Namatanai.</i>
<i>Buin.</i>	Kokopo.	Rabaul.
Bulolo.	Lae.	Sohano.
<i>Chimbu.</i>	Lorengau.	<i>Talasea.</i>
Finschhafen.	Madang.	Wau.
Goroka.	<i>Maprik.</i>	Wewak.
<i>Kainantu.</i>	Minj.	

Full postal and telegraph facilities are provided at all post offices with the exceptions of Minj, which was established as a non-money order office on 24th February, 1956, and the offices shown in italics, at which a review of money order usage showed that the continuance of this service was not justified.

Details of postal articles handled and money orders issued and paid are contained in Appendix XV.

Surface mails are conveyed to and from Australia by ship at approximately weekly intervals. A number of ships from eastern ports call at Rabaul and other ports *en route* to Australia and provide an opportunity of despatching surface mails additional to the regular Australia-New Guinea shipping service provided by vessels of the Burns Philp Line and New Guinea-Australia Line.

An air mail service operates to and from Australia five times a week. These services terminate at Lae and internal air services transport air mails to and from Lae for on-carriage to offices of destination.

In addition there are three services per month for the exchange of mails between Lae and Honiara (British Solomon Islands) and two services per month between Lae and Hollandia (Netherlands New Guinea). Full particulars of these services will be found in Appendix XV.

Mails are conveyed principally by aircraft within the Territory, but small ships and road transport are also utilized.

Bogia, Kokopo, Lorengau and Namatanai are the only post offices in New Guinea that do not regularly exchange mails by aircraft. Kokopo and Namatanai are regularly served by road transport from Rabaul and Kavieng respectively. Bogia and Lorengau are served from Madang and Momote by small ships. In many cases surface mail is conveyed by both aircraft and small ships, letter mails being withheld for conveyance by aircraft if their delivery is expedited by so doing. Letter mails conveyed by such aircraft on the internal services are carried at freight rates and an airmail surcharge is not made for letter mails; such mail is classified as "mail carried by air" and not "air mail". On parcels posted in the Territory for local delivery an airmail surcharge is made which is one shilling per pound on all parcels exceeding one pound in weight.

Mails are exchanged between Lae and Wau five times weekly; Lae and Bulolo four times weekly; Lae-Madang-Wewak-Momote and Kavieng-Rabaul, three times weekly; Lae and Mount Hagen, twice weekly; Rabaul-Bougainville-Sohano-Kieta-Buin, fortnightly; Rabaul-Talasea-Kandrian, weekly.

Full particulars of internal air and airmail services will be found in Appendix XV.

In accordance with the Rules of the Universal Postal Union governing international postal service, literature for the blind was exempted from all postal charges with effect from 15th June, 1955.

#### *Telephone and Radio Telephone Services.*

With the exception of 97 telephones in Bulolo, all internal telephone and radio telephone services are owned and operated by the Administration. All external circuits are owned and operated by the Overseas Telecommunications Commission of Australia.

Continuous telephone service is available at Goroka, Kavieng, Kokopo, Lae, Madang, Rabaul and Wewak. Services on a limited basis are available at Namatanai, Finschhafen and Mount Hagen. Details of the services provided at all exchanges are shown in Appendix XV.

The total number of telephones of all types in use increased from 1,636 to 1,741 during the year.

The erection of buildings for the installation of automatic exchanges at Lae and Rabaul was commenced during the year. It is expected that these exchanges will be brought into service during 1957.

Base rentals for telephone services are charged at flat rates and from 1st April, 1956, were fixed as follows for exclusive services:—

#### (a) *Business—*

- (i) From 1 – 300 subscribers, £24 12s. 6d.
- (ii) From 301 – 1,000 subscribers, £25 5s.
- (iii) From 1,001 – 2,000 subscribers, £26 5s.
- (iv) From 2,001 – 5,000 subscribers, £27 5s.

#### (b) *Residence—*

- (i) From 1 – 300 subscribers, £12 12s. 6d.
- (ii) From 301 – 1,000 subscribers, £13 5s.
- (iii) From 1,001 – 2,000 subscribers, £14 5s.
- (iv) From 2,001 – 5,000 subscribers, £15 5s.

Local calls are free.

High frequency radio telephone trunk circuits are in use between Bulolo, Goroka, Kavieng, Lae, Madang, Sohano and Wau. During the year the first very high frequency radio telephone trunk circuit was installed between Bulolo and Wau. The radio telephone trunk service is available from subscribers' telephones at Goroka, Kavieng, Lae, Madang and Wau and from post offices at other centres. The Papua radio telephone trunk network is linked with the New Guinea network.

For radio telegraph purposes the Territory is divided into zones with zone centre stations located at Lae, Rabaul, Kavieng, Lorengau, Madang, Wewak, Sohano, Goroka and Wau. Within these zones there are a total of 167 outstations all equipped with radio transceiver equipment.

All internal telegraph services are owned and operated by the Administration. All external telegraph services are owned and operated by the Overseas Telecommunications Commission of the Commonwealth of Australia. All telegraph services operate by means of radio circuits.

The radio stations for external telegraph circuits operated by the Overseas Telecommunications Commission are located at Lae and Rabaul and both stations transmit direct to Australia.

The total number of telegraph messages handled increased from 271,415 to 313,433 during the year. Details of traffic handled are contained in Appendix XV.

#### *Planned Development.*

Propagation surveys and planning are now proceeding with the objectives of linking all main centres by very high frequency multi-channel trunk circuits and the provision of machine telegraphy to enable a high standard of telephone and telegraph traffic on a 24-hour basis to cope with expanding traffic.

Completion of such a scheme depends upon many factors, but considerable progress is expected within four years. Advantage is being taken of the availability of indigenes possessing a higher standard of education to train them under the apprenticeship scheme as telegraphists, telephone and radio technicians and linesmen. Ten apprentice radio telegraphists have commenced training and are making favourable progress. An additional twenty apprentices and postal clerk trainees are expected to commence training in 1957.

The establishment of a training college in the Port Moresby area is projected to train indigenous radio telegraphists and technicians, telephone technicians and linesmen.

#### *Radio Broadcasting Services.*

No broadcasting station has been established in the Territory.

Medium and short wave programmes are, however, broadcast to New Guinea from the Australian Broadcasting Commission Station 9PA and VLT6 located at Port Moresby.

No broadcast listeners' licence fees are charged.

#### *Roads.*

The construction and maintenance of roads and bridges in the Territory present many extraordinary difficulties due to the nature of the terrain and climate. Engineering problems are encountered everywhere because of the high steep mountainous country, innumerable swamps and rivers.

The importance of roads for the development of the Territory is recognized and the road construction programme has been stepped up to meet the expanding needs of the Territory. Large sums will continue to be allocated for this purpose.

The Administration is receiving the utmost co-operation from the indigenous people who, appreciating the resulting benefits, are enthusiastically helping to implement the programme by providing a considerable proportion of the labour and materials required.

Works completed during the year included 784 miles of new roads and a number of bridges, and the reconstruction of the road from Lae to Wau. Many of the existing roads were improved.

Major projects included in the programme were the construction of a road from the coast at Lae to link up with the highlands road at Gusap, which is already linked with Kainantu, Goroka, Chimbu, Kerowagi, Nondugi and Mount Hagen in the highlands, and the improvement of all roads in the highlands districts to take medium or heavy traffic.

Other projected works are the extension of present road systems and the construction of light traffic roads into new areas.

Expenditure on road and bridge construction and maintenance over the last four years was as follows:—

	£				
1952-53 .. .. .	..	..	..	..	349,729
1953-54 .. .. .	..	..	..	..	528,171
1954-55 .. .. .	..	..	..	..	610,388
1955-56 .. .. .	..	..	..	..	512,928

These figures do not include expenditure on roads laid down in timber-logging operations under the provisions of the Forestry Ordinance, or the value of labour supplied by indigenous communities when voluntarily undertaking road construction in their areas.

The total mileage of vehicular roads is now 3,879; particulars of these may be found in Table 1 of Appendix XV.

#### *Road Transport and Railway Services.*

There are no railways in the Territory. Road transport services operate in the principal towns.

#### *Air Transport Services.*

Civil Aviation in the Territory is administered by the Commonwealth Department of Civil Aviation. As a signatory to the Chicago Convention and a member of the International Civil Aviation Organization, the Administering Authority is required to conduct operations in accordance with the standards and recommended practices of the international body.

*Conditions.*—Special conditions associated with air transport services in New Guinea were described in the annual report for 1954-55.

*Capacity and Routes.*—Lists of the aerodromes and alighting points in the Territory, the routes operated, frequency of services and other aviation information are included in Appendix XV.

*Types.*—The D.C.3 type of aircraft is used extensively on routes across the Bismarck Sea to Rabaul including the route from Rabaul to Wewak which, during certain seasons, involves a flight over water for as much as four hours. This type of aircraft is also used on many of the highland airstrips. Other aircraft used are Catalina, De Havilland Nordyn Norseman, Avro Anson, Stinson, Cessna and Piper Super Cub and Pacer.

*Improvements.*—Good progress has been made during the year in implementing international standards, especially

on the trunk routes. In particular, the commissioning in 1956 of a network of distance measuring equipment (D.M.E.) has brought one of the most modern navigational aids to New Guinea enabling pilots to establish precisely their distance from various stations. This D.M.E. is now in operation at Lae, Finschhafen, Madang, Wewak, Rabaul and Port Moresby and, together with existing medium frequency non-directional beacons, provides a modern safe system of navigational aids to aircraft.

Air transport services have been extended, and air miles flown and passengers and freight carried have increased. Registered aircraft owners increased by six during the year, the number of aircraft in operation increased by eight, and there are 25 more licensed pilots flying than in the year 1954-55.

Seven new aerodromes were opened, two were completely reconstructed and a great deal of work has been done on the drainage of the many natural surface aerodromes in the highlands to improve the surface and allow greater use of the aerodromes. In addition, investigation teams of engineers and surveyors carried out full-scale surveys of possible new sites and some existing aerodromes with a view to reconstruction in ten localities. New aerodromes coming into operation are providing a means of communication with areas difficult of access and are also replacing water alighting areas, thus reducing the need for flying boats.

*Rates.*—Tariffs for the carriage of passengers and cargo are those set out with operators' published time-tables and in various airline guides. Control over these tariffs is exercised by the Minister for Civil Aviation.

*Owners.*—Qantas Empire Airways Limited, the major operator, is wholly owned and controlled by the Government of the Commonwealth of Australia. None of the airlines conducting services in the Territory is owned by the Administration.

*Subsidies.*—The subsidies formerly paid in respect of services to remote localities have not been resumed, but in order to ensure the continuity of flying boat services at an economic level of operation special payments are made by the Administration. Operators are indirectly subsidized by provision of aerodromes and other facilities at charges which only recover a minor portion of the expenditure.

*Investment.*—Capital investment by airlines in the Territory is substantial and is generally of Australian origin. There are seven incorporated local companies with an authorized capital of £910,000 and one Australian incorporated company operating in the Territory with an authorized capital of £10,000,000.

*External Services.*—International air services are operated between the Territory, Netherlands New Guinea and the British Solomon Islands. Regular air services also connect with the Territory of Papua and Australia. Particulars regarding arrangements for international services are given in the report for 1954-55. Details of these services are contained in Appendix XV.

### Meteorological Services.

The Commonwealth Bureau of Meteorology is responsible under section 4 of the *Meteorology Act 1955* for the provision of meteorological services in the Territory. Such services are available through the Bureau's meteorological offices established at Port Moresby, Lae, Madang and Rabaul. Regional weather forecasts are broadcast daily from the Australian Broadcasting Commission Station 9PA, Port Moresby, while special services to shipping are available through VIG, Port Moresby and VJZ, Rabaul. The Department of Civil Aviation, the Overseas Telecommunications Commission and the radio services of the Administration act as the communications agents for the Bureau of Meteorology in the receipt of basic meteorological observational data and the dissemination of forecast advices.

The following table illustrates the weather reporting network in Papua and New Guinea:—

Category.	Number of Reports Daily.	Number of Stations.
Synoptic .. ..	3	5
	4	27
	5	2
	6	1
	7	3
Climatological .. ..	2	13
Rainfall .. ..	Nil*	214

\* Rainfall stations furnish a return once monthly.

Forecasts were issued during the year as follows:—

Aviation .. ..	10,579
Other than aviation .. ..	3,791

### Shipping Services.

Regular services are maintained between the Territory and Australia by vessels of the Burns Philp Line (five vessels) and the New Guinea-Australia Line (three vessels), which call at the Territory ports of Rabaul, Lae, Madang and Kavieng, with passengers and cargo. Kieta on Bougainville Island and Lorengau and Wewak are also regularly served by the Burns Philp Line. In addition, ships of the China Navigation Company, Eastern and Australian Steamship Company, Australia-West Pacific Line, and the Indo-China Steam Navigation Company call at Rabaul, Lae and Madang from time to time on their return voyages to Australia from the East.

Bank Line ships call as copra loadings are available; each ship loads at about three ports and the approximate number of ships per annum is ten.

Oil products are transported to the Territory by tankers of the Shell Company Ltd., and Standard Vacuum Oil Company.

Coastal services are maintained by small vessels, operated by private owners, including missions and co-operatives and are employed mainly in the distribution of supplies from and the carriage of produce to the main ports. Some passengers are also carried.

### Transport Connexions with Interior and Inland Waterways.

Inland water connexions are few and largely in the hands of indigenous owners. There is no adherence to schedules, except in the case of certain coasting vessels which proceed for some distance up rivers and creeks to riverine stations in the course of their normal coastal voyages. Administration water transport covers river areas for official purposes.

### Main Ports and Facilities.

During the year existing facilities at the various ports have been maintained and the installations at Rabaul, Kavieng and Lae have been expanded and improved.

The principal ports are Rabaul, Lae, Madang and Kavieng, but overseas vessels also call at Wewak, Lorengau, Kieta, Sohano and Finschhafen.

**Rabaul.**—Reconstruction of the main wharf, which is owned by the Administration, has been completed. It is now 400 feet in length. Its present depth of 27 feet at L.W.O.S. is to be increased to 30 feet. A filled-in wreck, also owned by the Administration, provides wharfage for vessels of about 450 feet, though simultaneous working of all hatches is not possible. The depth of water is never less than 32 feet. Cargo storage facilities at the port have been improved during the year. There are three privately-owned wharfs, each having a depth of 24 feet, of which one is used by overseas vessels for loading coconut oil. Four jetties are available for coastal shipping. Of these one belongs to the Administration and the others are privately owned; their depths are ample for vessels of 300 tons drawing 12 feet 6 inches. The approaches are in depths of not less than eleven fathoms. Repairs to engines of overseas ships can be effected, but slipways and workshops are designed only to cover the requirements of coastal shipping. There are five slipways which can take vessels of from 40 to 80 feet in length, and one which can accommodate vessels up to 150 feet and 110 tons net but has no machine shops or repair facilities.

**Madang.**—The main wharf, 300 feet in length with a minimum depth of 26 feet 6 inches at L.W.O.S., and the adjacent small ships' wharf designed to meet the needs of coastal shipping, are owned by the Administration. There is also a jetty suitable for small ships. Approach to the wharf is in depths of not less than ten fathoms, and anchorage may be obtained in depths of thirteen fathoms. There are two repair shops and two slipways capable of taking vessels up to 100 and 140 feet respectively. A slipway at Sek, some ten miles north of Madang, can take vessels up to 80 feet in length.

**Lae.**—The main wharf, constructed by the Administration, is 300 feet in length with a minimum depth of 32 feet at L.W.O.S. An extension of 100 feet is planned for commencement at an early date. The approach is in very deep water and no good anchorage for large vessels exists in the vicinity of the wharf.

There is no slipway and such repair facilities as exist are for coastal shipping only.

A coastal light has been reconstructed at Cape Cretin.

**Kavieng.**—The main wharf, 330 feet in length with a depth of 27 feet at L.W.O.S. is Administration owned. Its cargo storage facilities have been expanded during the year. There is one small jetty for coastal craft. The approaches are in depths of not less than six fathoms. Beacons indicating approach channels will be erected in the near future. There is one slipway for vessels up to 60 feet in length and 6 feet 6 inches in draught.

**Lorengau - Wewak - Kieta - Sohano and Finschhafen.**—These are smaller ports where ships load and discharge at anchorages. There are ample depths of water, but no repair facilities exist for other than very small craft.

### Distinctions in Use, Ownership, &c.

There is no discrimination in regard to the use, ownership and operation of transport services.

## CHAPTER 10.

### PUBLIC WORKS.

Expenditure on public works during the past two years has been as follows:—

Item.	Year Ended 30th June, 1955.	Year Ended 30th June, 1956.
	£	£
Capital works .. .. .	1,365,634	1,365,699
Capital assets .. .. .	491,073	331,223
Maintenance .. .. .	673,833	713,346
Total .. .. .	2,530,540	2,410,268

Major items of expenditure on capital works and maintenance were:—

Item.	Year Ended 30th June, 1955.	Year Ended 30th June, 1956.
Capital Works—		
Buildings, including dwelling units, offices, hospitals, schools and ancillary buildings	604,869	762,347
Roads .. .. .	142,150	203,378
Bridges .. .. .	216,044	46,159
Wharves and beacons .. .. .	44,293	11,321
Hydro-electric development .. .. .	19,200	29,895
Power houses .. .. .	79,572	115,914
Water supply and sewerage .. .. .	19,566	15,236
Rabaul reconstruction .. .. .	86,519	65,183
Maintenance—		
Buildings .. .. .	111,312	107,581
Wharves .. .. .	7,795	18,736
Water supply .. .. .	24,878	27,473
Electricity supply .. .. .	169,121	174,722
Roads and bridges .. .. .	252,193	263,391

During the year 116 residential units for single and married accommodation were completed; 81 units were under construction and funds have been provided for an additional 110 units.

Progress was maintained on the construction of the automatic telephone exchanges at Lae and Rabaul and on the post office at Rabaul.

Permanently constructed hospitals, provided for under the Hospital Building Programme, are being built at Lae, Wau and Nonga. The position at the close of the year was—

Lae Base Hospital (Morobe District), Phase 1—European and Asian Wing—nearly completed.

Wau Hospital (Morobe District), under construction—should be completed in 1957.

Nonga Base Hospital (New Britain District), Phase 1—wing for indigenes—work commenced in June, 1956.

It is also planned to build major regional hospitals at Wewak and Madang. Designs and plans are being drawn up.

The construction of the two large modern technical schools at Lae (Morobe District) and Malaguna (New Britain) was continued. New school buildings included a village higher school, improvements and additions to two other village higher schools and the Madang Girls' School.

Total expenditure on school buildings totalled £30,660.

New quarters for the nursing staff at Rabaul Hospital were completed.

Power house buildings were erected at Lae and Rabaul and additions to the Kavieng power house are in progress.

The Lae wharf, with ancillary buildings, was completed, and the Rabaul wharfhead was also completed and a start made on the construction of cargo sheds.

Hydro-electric investigations continued and extensive stream gauging operations were carried out. The data derived from these investigations will be of benefit to present and future investigations concerning the water resources of the Territory. The hydro-electric scheme at Goroka was completed.

## PART VII.—SOCIAL ADVANCEMENT.

### CHAPTER 1.

#### GENERAL SOCIAL CONDITIONS.

##### *Social and Religious Background and Customs of the Indigenous Inhabitants.*

Information concerning the social and religious background and customs of the indigenous inhabitants will be found in Part I of this report.

##### *Non-governmental Organizations.*

Apart from the various missionary societies established in the Territory which engage in work of a social nature, the following are some of the non-governmental organizations which engage in social activities:—the Red Cross and Junior Red Cross, the Boy Scouts and Girl Guides in which all sections of the community take an interest; the ex-servicemen's associations and sporting and social clubs formed by the indigenous and non-indigenous population.

## CHAPTER 2.

### HUMAN RIGHTS AND FUNDAMENTAL FREEDOMS.

#### *General.*

There has been no change in the position as described in previous annual reports. All elements of the population are secure in the enjoyment of human rights and fundamental freedoms without discrimination as to race, sex, language and religion, except to the extent that it is still considered necessary to preserve certain provisions relating to the indigenous inhabitants in order to protect their interests, particularly in such matters as land acquisition, trading and industrial employment.

Freedom of thought and conscience and free exercise of religious worship are enjoyed by all inhabitants.

#### *Slavery.*

Slavery is expressly prohibited under the *Papua and New Guinea Act 1949-1954*, and there are no institutions or practices analogous to slavery, or resembling slavery in some of their effects, in the Territory. Forced labour is prohibited under the *Papua and New Guinea Act 1949-1954* except in such circumstances as are permitted by the International Labour Organization Convention concerning Forced or Compulsory Labour.

No important judicial decisions concerning human rights have been made in respect of the Territory during the year. The Declaration of Human Rights has been expounded and explained in the main schools of the Territory during the year. Scholars in these schools are drawn from various groups and, as English is taught and used in the schools, the Declaration has not been translated into the numerous local languages.

#### *Right of Petition.*

The right of petition is known to the inhabitants of the Territory and for many years the indigenous people have presented petitions and appeals to officers on patrol, to district commissioners and on occasions to the Administrator when on tour. The right to submit petitions to the United Nations has been exercised.

#### *Restrictions.*

The restrictions which require indigenous inhabitants to obtain written permission to enter certain towns or be absent from their quarters in those towns, the restriction in both cases being limited to prescribed hours during the night, were continued, but the hours to which the restrictions apply have been modified and are now from 11 p.m. to 5 a.m.

#### *Freedom of the Press.*

There is no restriction on the expression of public opinion by any section of the population. Printing presses are required to be registered and the printer and the publisher of a newspaper are required to make and register with the Registrar-General affidavits giving the correct title of the newspaper, description of the building in which it is to be printed, and the names and addresses of the proprietor, printer and publisher. They must also enter into recognizances with sureties as security for the payment

of any penalty that may be inflicted by reason of anything published in the paper, and for the payment of any damages awarded for libel. There is no censorship and, subject only to the law relating to sedition and libel, the Administration does not exercise any control over the subject-matter of what is published in the press.

The *South Pacific Post*, a weekly newspaper printed in English and published in Port Moresby, is delivered throughout the Territory of New Guinea by airmail, and there are many subscribers to overseas publications. A number of newspapers of particular interest to the indigenous inhabitants are published locally by the Administration and several missions in English, Melanesian Pidgin and indigenous languages. These are—

*Papua and New Guinea Villager* published monthly in English by the Department of Education;

*Lagasai* published weekly in Melanesian Pidgin by the Department of Education at Kavieng, New Ireland;

*Lae Garamut* published weekly in Melanesian Pidgin by the Department of Education at Lae;

*Rabaul News* published weekly by the Department of Education in English and Melanesian Pidgin at Rabaul, New Britain;

*Nilai ra Darot* published in a Blanche Day dialect by the Methodist Overseas Mission at Rabaul;

*Frend Bilong Mi* published in the Graged dialect by the Lutheran Mission at Madang;

*Kris Madang Tortor* printed in the Graged dialect by the Lutheran Mission at Madang;

*Aakesing* published in the "Kote" language by the Lutheran Mission at Madang;

*Coral Sea Union Tidings* published in English by the Seventh Day Adventist Mission in the British Solomon Islands Protectorate and distributed through the Territory by the Mission; and

*Katolik* published weekly in Melanesian Pidgin by the Roman Catholic Mission at Vunapope, Kokopo.

Information concerning broadcasting and cinema facilities and their usefulness as cultural and information media for the indigenous population is given in Part VIII of this report.

#### *Indigenous Religions.*

The religious beliefs and practices of the indigenous people receive protection and consideration under the provisions of the law. (This matter is dealt with more fully under Part I of the report.)

#### *Missionary Activities.*

No restrictions are imposed on missions or missionary authorities, other than such controls as it may be necessary for the Administering Authority to exercise for the maintenance of peace, order and good government, entry into restricted areas, and for the educational advancement of the inhabitants. Further reference to missionary activities is made in the relevant sections of this report and the number of adherents claimed by the various denominations will be found in Appendix XXV.

The Administration provides assistance to missionary organizations by way of financial grants-in-aid and the grant of supplies and equipment in respect of their work in the fields of education and health. Particulars are included in the sections of this report which deal with those matters and in Appendix XXV.

#### *Adoption of Children.*

In the adoption of indigenous children by members of the indigenous population local customs are observed by the Administration. The Administrator may grant to a non-indigenous person a mandate over an indigenous or part-indigenous child who is certified by the Director of the Department of Native Affairs to be a neglected child or who has been so declared by a court. The mandate imposes on the person authorized therein the rights and duties of the custody, maintenance and care of the child for a stated period. The Administrator may at any time cancel the mandate, and he may, if he thinks fit, direct that a further mandate be issued in respect of that child. For non-indigenous children adoption requires an order to be made by the Supreme Court which establishes a relationship between the adopting parent or parents and the adopted child, as though the child was born to the adopting parent or parents in lawful wedlock.

No specific provision has been made for the child itself to make an application in the case of ill-treatment or abuse, but adequate legal safeguards exist to protect the child.

A person cannot marry his adopted child or a child mandated to him, and if he does the marriage is void and an offence is created.

#### *Immigration.*

Information relating to immigration for the year under review is given in Appendix I of this report. The control of immigration into the Territory is governed by the provisions of the *Immigration Ordinance 1932-1940* and Regulations.

### CHAPTER 3.

#### STATUS OF WOMEN.

##### *General.*

The general position remains as described in last year's report which advised that the laws of the Territory do not discriminate on the ground of sex against the women of any race and no women are deprived of any essential rights.

Among the indigenous population the status of women varies with the particular social group and largely their influence depends on whether the wife resides after marriage in her husband's village or in her own village with her own group.

Local leadership under indigenous systems is confined to men and general political activities and discussions are usually limited to men, but there can be no doubt that women frequently have a considerable direct influence in such matters.

Economically, the work of indigenous women is of great importance since a large part of their efforts is directed to food production.



It is noticeable in recent years that there are changes in the attitudes of men towards the position of women, and of women towards their hereditary station. This is due to education and social and cultural activities. It can best be illustrated by the tendency to relax old prejudices against daughters receiving formal schooling and the demand amongst male members of the present generation for spouses possessing the equivalent of their own educational and cultural attainments.

In both Christian and pagan communities family units are closely knitted together and natural affection between parents and parents and children is well evidenced. Custom in most tribes does not countenance adultery.

There are no known customs in the Territory which violate the physical integrity and moral dignity of women.

#### *Legal Capacity.*

Under the laws of the Territory women have equal rights with men. They can sue or be sued, may own or dispose of property, enter into contracts or practise any profession. A wife is not responsible for her husband's debts, but a husband is liable for his wife's debts.

In native custom their legal capacity is varied to some extent by tribal requirements, but they may own and inherit various forms of property and in a number of places this includes land. They have the rights of access to the courts and of franchise in native local government council areas.

#### *Public Offices.*

In general, women are entitled to hold public office and exercise public functions equally with men. One woman has been elected to membership of the Rabaul Native Local Government Council.

Non-indigenous women, except aliens, have equal rights with men to vote for and sit on the Legislative Council of Papua and New Guinea. One woman is a member of the Council. They are also eligible to sit on advisory councils and other public bodies.

#### *Employment.*

The Public Service of the Territory essentially makes no distinction between the sexes in appointments to the various classified positions, but a certain number of them are traditionally reserved for women, e.g., nursing and teaching. Opportunities for indigenous women to enter the service of the Administration are still largely limited by a lack of education and training, but the impact of stepped-up teaching, nursing and infant and maternal welfare training can already be observed.

The only legal restrictions imposed on the employment of women are contained in the *Native Labour Ordinance 1950-1955*, the *Native Women's Protection Ordinance 1951-1954* and the *Mines and Works Regulation Ordinance 1935-1952*. Native laws and social customs in many centres place restrictions on the employment of women outside their tribal areas.

#### *Marriage Customs, &c.*

Marriage otherwise than in accordance with indigenous custom is regulated by the *Marriage Ordinance 1935-1936*. A marriage between an indigenous person and a non-indigenous person may not be celebrated without the written consent of a district officer.

The Native Administration Regulations provide that every marriage between indigenous people which is in accordance with the custom prevailing in the tribe or group to which the parties to the marriage belong shall be a valid marriage. Many marriages are now contracted in accordance with Christian rites.

So called "bride price" which in reality is a marriage gift transaction, is general throughout most of the Territory. It is not a "purchase" of the bride, but a recognition of the marriage and of a new allegiance between the kinship groups of the parties concerned. In some areas, particularly those in which native local government councils are operating, the people themselves have been considering and dealing with the regulation and limitation of marriage gift transactions.

Under the *Marriage Ordinance 1935-1936* the legal age for marriage is sixteen years, but among the indigenous inhabitants there is no minimum age for marriage. The obligations of parents, their high regard for children and the requirements of custom amongst the kinship groups most certainly ensure that the parties to the marriage are of a proper age.

Generally speaking polyandry is not practised amongst the inhabitants. Polygyny is still practised, but to an ever decreasing extent, especially in areas under the influence of the Christian missions. It is likely that this trend will continue and that the problem will solve itself as this custom is abandoned by the increasing number of Christian adherents.

#### *Women's Organizations.*

Local associations of Guiders and Rangers of the Girl Guide Movement have been formed in Rabaul, Madang, Bulolo and Buin. The Guides include women and girls of all communities.

Pre-school play centres have been formed in various centres by European women at Lae, Rabaul, Wau, Bulolo, Madang, Wewak, Goroka and Manus. These committees working in a voluntary capacity aim to promote the well-being and education of the pre-school child. An annual grant for the salary of qualified supervisors in this work is provided by the Administration.

Women's clubs have been formed by female members of the indigenous population who meet together for educational and recreational purposes. The female education officer in the district supervises discussions and demonstrations, and the Education Department supplies initial equipment such as charts, books and sewing materials. The club thereafter provides its further equipment.

## CHAPTER 4.

## LABOUR.

*General Situation.*

The great bulk of the Territory's population consists of farmers who are concerned with subsistence agriculture and the requirements of village life. There are no landless people and few economic or other pressures which make it necessary for them to enter wage employment. With few exceptions, indigenous workers are not entirely dependent on wages for sustenance and the wages and other emoluments paid to workers are supplementary to other income or subsistence derived from village and tribal activities. However, employment provides one of the main points of contact between indigenous people and the non-indigenous population, and is a source of cash income.

Labour policy seeks to ensure fair working conditions, the maintenance of good relations between employer and employee, an increase in the productive capacity of the worker and the acquisition of new skills.

*Opportunities for Employment.*

At the close of the year under review, there were 45,570 indigenous people in paid employment, including members of the Police Force, compared with 45,419 at 30th June, 1955. Private industry employed 35,272, which included 23,082 general plantation workers and 10,298 were employed by the Administration. Of the total employed, approximately 12,231 were engaged in skilled and semi-skilled occupations.

There has been no decrease in the demand for skilled and semi-skilled workers and ample opportunities exist for all classes of workers to obtain employment, with a wide field of occupations to choose from.

There is no unemployment in the Territory.

*Labour Legislation and Regulations.*

Legislative provisions in respect of the recruitment of workers and of terms and conditions of employment are covered at length and in detail in Chapter 4 of Part VII of the 1953-54 report. There have been no fundamental changes during the year under review and to avoid repetition of a mass of detailed information the following paragraphs are restricted to a brief summary, with notes on such changes as have taken place.

The *Natives' Contracts Protection Ordinance 1921-1952*, provides for the protection of indigenes engaging in certain contracts, such as job-contracts for the performance of work, contracts for the sale or purchase of boats, motor cars, &c. This form of employment is availed of to a limited extent by artisans as contractors or sub-contractors on building projects, and by the inhabitants of villages adjacent to plantations.

Consideration is being given to the introduction of legislation to provide for the employment of indigenes on vessels engaged in local trade to be on ships' Articles of Agreement. Seamen authorized to engage on vessels for voyages outside of Territorial waters enter into Articles

of Agreement under the British Merchant Shipping Acts. The proposed legislation will provide for working and accommodation conditions in line with modern practice.

The *Native Apprenticeship Ordinance 1951-1953* provides for apprenticeship in specific trades leading to the grant of Trade Certificates. Under this system, apprentices who complete their indentures and pass their final trade examinations can gain recognition as skilled tradesmen and industry benefits by the establishment of fixed standards. The system in operation is based on the same principles as those which have applied in industry for many years.

The courses of training, which are defined by panels of experts in the various trades, include theoretical and practical work, and are designed to suit Territory conditions. Trades covered up to the present are—

Fitters and Turners.  
Motor Mechanics.  
Carpenters and Joiners.  
Plumbers.  
Painters.  
Electricians.  
Shipwrights.  
Welders, and  
Underground Miners.

Apprenticeship is controlled by an Apprenticeship Board comprising seven members of whom four are representatives of interests outside the Administration and three are officers of the Administration. In addition, the Board has a permanent Executive Officer.

District Committees have been established at Lae, Rabaul and Wau/Bulolo, comprising representatives of the Administration, private enterprise and the missions. The functions of the committees are to investigate and report to the Board on conditions relating to apprenticeship. Additional committees will be established as circumstances require.

*Training of Skilled and Other Workers.*

In addition to the technical training available at Administration and mission technical schools, industrial and vocational training is provided by departments of the Administration in agriculture, forestry, hygiene, navigation, engineering, printing, clerical and telecommunications. On the job training is also carried out in private industry. Plans for training officers of the Public Service are described in Chapter 4 of Part V. The Native Apprenticeship Scheme has been inaugurated with 35 trainees under Apprenticeship Agreements. Apprentices attend training classes at Administration education centres. It is proposed to establish a School of Nautical Training for training indigenes in seamanship and navigation; in engineering knowledge and operation; wireless telephony, cooking and mess accounting.

*Migration of Workers.*

There is no restriction on the employment of indigenous inhabitants of the Territory of New Guinea in Papua, or vice versa, and at the close of the year 4,537 workers from New Guinea were employed in Papua and 574

Papuans were employed in New Guinea. The extent of such migration is therefore insignificant. The conditions of employment are the same in both Territories. Indigenous inhabitants have no occasion to leave the Territory of Papua and New Guinea for employment; none has done so.

#### *Recruitment from Outside the Territory.*

There is no recruitment from outside the Territory other than the Papuans mentioned in the preceding paragraph. It is customary to obtain skilled European technical and supervisory staff mainly from Australia.

#### *Compulsory Labour.*

The *Papua and New Guinea Act 1949-1954* prohibits forced labour except in accordance with the provisions of the Convention Concerning Forced or Compulsory Labour. The Native Administration Regulations provide for the compulsory planting and cultivation of crops in an area which has been declared by the Administrator to be liable to a famine or deficiency in food supplies. It was not necessary to declare any area during the year. There is no statutory provision in respect of compulsory labour for carrying, and if an employee or casual worker is employed as a carrier any load must not be greater than 40 lb. in weight and may not be carried for any distance exceeding twelve miles in one day.

#### *Indebtedness.*

Indebtedness among wage earners and salaried workers is negligible and does not present any problem.

#### *Application of I.L.O. Conventions.*

The Labour Inspectorates (Non-Metropolitan Territories) Convention was extended and applied to the Territory subject to certain modifications, with effect from 30th September, 1955. Details of other International Labour Organization conventions applying to the Territory are contained in the 1954-55 report.

#### *Remuneration.*

The minimum cash wage prescribed by the Native Labour Regulations was increased from 15s. to 25s. per month, with effect from 1st June, 1955. Payment for overtime is one and a half times the ordinary hourly rate or at the rate of 6d. per hour, whichever is the greater. Time off may be granted in lieu of overtime. Although the minimum rate is 25s. per month, it will be seen from the figures given in Appendix XVII that the actual average cash wage is higher, particularly among skilled and semi-skilled workers. In addition to cash wages, an employer must provide accommodation, medical attention, food, clothing, cooking utensils and such other articles as are prescribed, free of charge, to the worker and to the wife and children of a worker if they are residing with him at his place of employment. In the case of a worker under agreement, the cost of fares of a worker from his home to place of employment when recruited, and return home on termination of agreement, and for his wife and children if they accompany him, are met by the employer.

The monetary value of food, clothing and other free issues prescribed varies from time to time and from place to place, but at the close of the year under review it was estimated to average about £5 11s. per month. This does not include the cost of medical attention and fares.

There is no provision for compulsory savings, other than the deferred wages system for agreement workers. Employees may sue and be sued in respect of wages. Deductions from deferred wages may be authorized only by a court upon application of an employer where the employee has committed a breach of an agreement. There is no provision for seizure on the basis of a court judgment.

The minimum rate of pay for day-to-day workers is 2s. per working day, with full ration issues free of charge. If rations are not provided, the minimum rate is 6s. per day. Wages are paid daily or weekly.

#### *Housing and Sanitary Conditions at Places of Employment.*

The Native Labour Regulations prescribe the types and minimum dimensions of houses for the accommodation of labour, together with minimum cooking, ablution and sanitary requirements.

#### *Discrimination and Equal Remuneration.*

The differences that at present exist between sections of the community with regard to opportunities for employment and wages rates are not the result of discrimination on grounds of race, but the result of differing standards of education, living, experience and qualifications. The policy is to develop educational and training facilities so that all sections of the community may have equal opportunities.

#### *Medical Inspection and Treatment.*

The legislative provisions in respect of these matters are covered in Chapter 4 of Part VII of the 1953-54 report.

Statistics for the year show a total of 135 deaths among indigenous workers in paid employment, the main causes being pneumonia (19), meningitis (12), malaria (11) and tuberculosis (6), giving 0.3 per cent. as the percentage of deaths for the total employed labour force. Complete tables are given at Appendix XVII.

#### *Workers' Compensation.*

Compensation for injury or death sustained by an indigenous worker is provided for under the Native Labour Ordinance and Regulations. The compensation is assessed by a District Court which may order the compensation to be paid into court and give directions for its application for the benefit of the worker or his dependants. The *Workers' Compensation Ordinance 1951-1954*, the *Administration Employees' Compensation Ordinance 1949-1955* and the *Public Service Ordinance 1949-1955* provide payment of compensation in other cases.

There are as yet no positive provisions for rehabilitation of injured workers. Tables in Appendix XVII give details of the number of cases of workers' compensation dealt with during the year.

#### *Employment of Women and Juveniles.*

The provisions of the *Native Labour Ordinance 1950-1955* and Regulations apply to the employment of women, with the exception that they cannot be employed under written agreements. Employment is in occupations suitable to their physical capacity. The employment of persons under the age of sixteen is forbidden.

#### *Underground and Night Work.*

The *Native Labour Ordinance 1950-1955* applies to indigenous workers employed in mining and this Ordinance and the *Mines and Works Regulation Ordinance* provide for the regulation and inspection of mines and works, including the conditions of employment in underground workings. An indigenous worker must not be employed in underground workings unless he is able to understand and make himself understood by those under whom he is placed, is over the age of sixteen years, and is employed only under the supervision of a European holding an underground miner's permit.

There are very few undertakings which operate regularly at night and such work is almost entirely restricted to loading and unloading of ships, attending copra-driers, operating telephones and radio services, police and hospital duties.

#### *Freedom of Movement of Persons to Neighbouring Territories for Employment Purposes.*

As indicated previously, there is no restriction on the movement of persons between Papua and New Guinea. There is no system of labour passes or work books.

#### *Industrial Homework.*

There is no industrial homework apart from the occupation of the indigenous people in some areas in local handicrafts.

#### *Industrial Safety.*

Provisions relating to industrial safety are included in the *Native Labour Ordinance 1950-1955*, the *Explosives Ordinance 1928-1952*, the *Mines and Works Regulation Ordinance 1935-1952* and the *Electricity Supply Ordinance 1951*.

#### *Organization of the Department Responsible for the Administration of Labour Laws.*

This was fully described in Chapter 4 of Part VII of the 1953-54 report. The only changes are that the name of the department has been altered to the "Department of Native Affairs", and there are now five full-time inspectors instead of two.

The Department of Native Affairs maintains constant liaison with employers and employees, and provides advice and assistance in overcoming labour problems.

#### *Trade Unions.*

There are no trade unions. At the present stage in their development it would be very difficult for the indigenous workers to form proper trade unions. The great majority of workers are illiterates who would not be able to hold responsible positions in a trade union, and who, as members, would have difficulty in assimilating the aims and ideals of trade unionism.

For the time being, it is considered that the best protection for the indigenous worker is for the Administration to retain full responsibility for the conditions of his employment and welfare generally.

#### *Settlement of Labour Disputes.*

Workers are encouraged to report complaints that may lead to stoppage or dispute to the nearest government station before stoppages occur. There were no industrial disputes during the year.

Most disputes that arise are of a minor nature and are settled by native labour inspectors acting as conciliators. On rare occasions the institution of civil proceedings before a District Court is required. It has not been necessary to provide for any special legislation for their settlement.

A list of complaints by workers will be found in Table 12 of Appendix XVII.

## CHAPTER 5.

### SOCIAL SECURITY AND WELFARE SERVICES.

There is no special legislation dealing with social security on a broad basis and, as far as the majority of the inhabitants of the Territory are concerned, no comprehensive scheme of social security is needed.

Practically all the indigenous inhabitants live within their tribal areas and responsibility for the aged, infirm and orphans rests primarily on the tribal organization, which provides the traditional system of social security for the individual based on the accepted collective obligations and responsibilities of the family, clan or tribe.

Legislation does exist, however, for—

- (a) payment of compensation for death or injuries received arising out of or in the course of employment;
- (b) pension payments for non-indigenous officers of the Public Service; and
- (c) pensions for members of the Royal Papua and New Guinea Constabulary.

Other pensions and assistance are payable on an *ex gratia* basis and are made according to needs, or, in the cases of indigenous Administration employees, pensions are paid according to length of service and satisfactory conduct.

Free hospitalization, medical, surgical and dental treatment are available for all the indigenous people.

Apart from the contributory pension schemes, various forms of social security and welfare service payments are made from Administration funds.

No particular department is charged with the responsibility for welfare services, but there are very few activities of the Administration which are not directly concerned with the social welfare of the inhabitants. The contribution made by the religious missions is important and an increasing interest is being taken in social welfare by village councils and various indigenous societies.

## CHAPTER 6. STANDARDS OF LIVING.

A survey of the cost of living for the indigenous people has not been practicable. The majority obtain most of their requirements such as food, fuel, cooking requirements and building material from their own local resources. They exchange and barter with each other for those things which they do not produce themselves.

The extensive activities of rural progress and co-operative societies, cash cropping and other forms of participation in commercial ventures, in fact the whole effect of culture contact, has resulted, in many areas, in an improvement in living standards amongst the indigenous people.

In all areas the people have sufficient land for their requirements and food is plentiful.

The Administration is directing its efforts towards the improvement of standards of health and the general well-being of the indigenous population. These activities embrace nutrition and hygiene, the eradication of tuberculosis and malaria with their debilitating influence, the extension of educational facilities and training in more efficient and productive techniques.

Encouragement and assistance are given for participation in economic activities, for the planting of improved agricultural crops with protection against disease and damage and for the storage of food crops. There is a demand for good quality stock in pigs, goats and fowls and new food crops, including vegetables.

The housing standards of the indigenous people are steadily improving and well-designed dwellings constructed of permanent materials are gaining in popularity. The improvement in social and economic conditions is also indicated by the number of indigenes who have acquired trucks, other vehicles and power-driven vessels.

Particulars of the average cost of staple foodstuffs, clothes and domestic items in principal centres are contained in Appendix XVI.

## CHAPTER 7. PUBLIC HEALTH. (a) GENERAL; ORGANIZATION. *Legislation.*

The following new legislation affecting public health was introduced during the year:—

The *Health (Dairy Farms) Regulations 1955*—for the control, licensing and supervision of dairy farms; and  
Amendment of the *Septic Tank (New Guinea) Regulations 1955*—for the control of the installation of septic tanks on licensed premises.

There were also some amendments to the Quarantine Regulations.

It is proposed to introduce new legislation dealing with the mentally ill and industrial safety.

This chapter describes what advances there were in the field of public health during the year under review.

### *Departmental Organization.*

The Health Department is under the direction of the Director of Health with head-quarters in Port Moresby, Papua. There are three assistant directors in charge, respectively, of hospital and medical services, hygiene and sanitation, and medical training.

The functions of the Department, as described in the report for 1954-55, have not been altered.

### *Staff.*

The staffing of the Department of Health is shown in Appendix II, Tables 1 and 3, and the medical personnel in the Territory are referred to in Appendix XIX, Table 1.

The system of cadetships for medical officers and medical assistants has been continued. There are now seventeen cadet medical officers and six cadet medical assistants in training for Papua and New Guinea.

### *Medical Services outside the Administration.*

Many of the religious missions provided medical services through 115 European medical workers and 239 institutions. The work is assisted by a system of grants-in-aid by the Administration and the supply of drugs, dressings, equipment, &c. The grants-in-aid and monetary value of supplies totalled £55,580 for the year under review.

In addition, several hansenide colonies and tuberculosis hospitals are staffed and administered by missions on behalf of the Administration. The expenditure on these institutions totalled £111,587 for the year. All costs are met by the Administration.

### *Co-operation with other Governments and International Organizations.*

There is extensive co-operation with neighbouring territories, the South Pacific Commission and the World Health Organization.

Visits and conferences in regard to malaria control and quarantine have been held between Territory officers and their counterparts in Netherlands New Guinea and the British Solomon Islands Protectorate, the two adjacent territories.

Regular reportings of infectious diseases are sent to the South Pacific Commission and the World Health Organization.

The Administration takes the usual measures for the control of epidemic disease and carries out the usual quarantine procedures.

The Director of Health continued in his appointment as a member of the Research Council of the South Pacific Commission.

The World Health Organization has provided fellowships in Health Education, Rural Health and Malaria Control.

#### Finance.

Expenditure on health services was £1,466,291, an increase of £237,597 over 1954-55. These figures do not include expenditure on works and services of a capital nature nor on improvements and maintenance of existing hospital buildings.

The expenditure by missions from their own funds on medical services totalled £104,047.

#### (b) MEDICAL FACILITIES.

##### Hospitals.

There are 66 Administration hospitals of which 54 are available to indigenous people, nine to Europeans and three to Asians. In addition, 31 hospitals are maintained by missions.

Permanently constructed Administration hospitals are under construction at Lae and Wau in the Morobe District, and Nonga, near Rabaul, in the New Britain District.

Two small hospitals were built at Wasu, in the Morobe District, and at Telefomin, in the Sepik District.

By arrangement with three missions, tuberculosis hospitals are being erected at Kokopo, New Britain District, and at Finschhafen, Morobe District, and a hansenide colony at Dogamur, near Madang. These hospitals will be managed and staffed by the missions on behalf of the Administration.

##### Medical Aid Posts (Village Dispensaries).

Full particulars regarding the staffing and purpose of these posts are given in Chapter 7 of Part VII of the report for 1953-54. During the year the number of Administration aid posts increased from 642 to 711. Aid posts or medical centres maintained by missions numbered 135.

The following table shows the number and location of posts, personnel and known treatments for year 1955-56:—

District.	Number of Aid Posts.	Number of Medical Personnel.	Number of Known Treatments.
Eastern Highlands .. ..	101	101	126,290
Western Highlands .. ..	55	70	127,996
Madang .. ..	38	41	67,567
Sepik .. ..	130	144	43,848
Morobe .. ..	162	152	401,630
New Britain .. ..	68	64	74,915
New Ireland .. ..	46	51	18,181
Bougainville .. ..	85	82	130,857
Manus .. ..	26	30	20,233
<b>Total .. ..</b>	<b>711</b>	<b>735</b>	<b>1,011,517</b>

#### Medical Patrols.

The number of patrols carried out by European personnel was 117, compared with 179 for the previous year. The reduction is due to the rapid increase in the number of aid posts, the extension of the Infant, Child and Maternal Welfare Services, in particular by means of mobile clinics, and the more frequent approach by the indigenous people to aid posts and hospitals.

During the 117 patrols which were undertaken, 180,188 people from 1,769 villages were seen and treatment given for the following:—

Yaws .. ..	3,769
Tropical ulcers .. ..	2,350
Skin diseases .. ..	10,273
Tuberculosis .. ..	213
Hansen's disease .. ..	86
Eye diseases .. ..	1,604
New Guinea mouth .. ..	1,210
Nutritional deficiencies .. ..	3,709
Filariasis .. ..	345
Gonorrhoea .. ..	247
Granuloma .. ..	119
Hookworm .. ..	5,473
Unspecified .. ..	4,301
<b>Total .. ..</b>	<b>33,699</b>

Patrols by mobile units of the Infant, Child and Maternal Welfare Services and other specialist units are not included in the above figures.

In addition to patrols by European personnel, 667 patrols were carried out by indigenous medical assistants. Precise figures relating to these patrols are not available, but would exceed 500,000 people seen and 75,000 treatments.

#### Specialist Units.

*Maternity and Child Health.*—This service, which is available to all sections of the community, is being expanded and new centres are being opened as facilities become available.

There are now eleven central clinics, serving 629 villages, ten centres which are visited weekly and 185 centres regularly visited by mobile units. In addition, 71 clinics are conducted by missions.

All Administration and mission hospitals carry on pre-natal and maternity work, and at many of these there are regular child health clinics.

Several villages now have their own small maternity hospital. These are staffed and equipped with assistance from the Administration.

There is an increasing tendency amongst indigenous women to be hospitalized during childbirth, and during the year there were 3,632 hospital confinements.

*Malaria Control.*—Malaria is widespread and undoubtedly is the greatest cause of morbidity. Its control has always been one of the prime efforts of the Department of Health. A malarialogist and a Malaria Control Officer have been appointed and steps are now being taken to recruit malaria control assistants. A plan of campaign is being drawn up to establish malaria control throughout the Territory.

A pilot control scheme will be initiated in the Sepik District, and from the information obtained it is hoped to formulate an overall plan of residual spraying applicable to the whole Territory.

This would supplement present measures which comprise extensive machine fogging in the larger townships, the use of "swingfog" portable fogging machines in smaller areas, extensive larvicidal work in which oil only is used, and as much draining and reclamation as possible in areas where such works are practicable, e.g., in the Wahgi Valley of the highlands, where land, now drained and made available for agriculture, was previously unused because of the high incidence of malaria.

In addition, the use of suppressives is widespread. It is expected that a large reduction in the incidence of malaria will slowly occur from the combined use of all these methods.

The Malaria Control School at Minj continues to provide training in malaria control.

*Tuberculosis Control.*—The drive against tuberculosis is increasing in speed and efficiency. The combination of mass radiography, vaccination, the building of new hospitals and the bringing of specialist surgical teams from Australia to operate on suitable cases will result in a definite decrease in the number of cases, and the building up of mass resistance.

There is one tuberculosis hospital in the Territory and two more are under construction. All hospitals treat tubercular patients in special isolation wards. Large numbers of persons continue to be x-rayed. The highland people, who are given full protection by the B.C.G. vaccination campaign, may be employed only by approved persons and, in addition, must be given regular suppressive drugs to prevent overt malarial attacks.

*Veneral Disease Control.*—The incidence of venereal disease is not high and treatment is available at any hospital. Prostitution is not widely practised.

*Treponematoses (Yaws).*—Yaws is the only treponematoses disease in the Territory. The campaign for its eradication, now in its closing stages, has achieved excellent results. It is confidently expected that overt cases will soon become rarities. Any sporadic cases of yaws are treated at any hospital or by medical patrols.

*Hansen's Disease.*—There are seven hansenide colonies, two of which are conducted by missions. Modern treatment of the disease is giving good results.

The appointment of a specialist leprologist is expected in the near future.

*Pre-school Play Centres.*—The pre-school education activities are under the control of the Infant and Maternal Welfare Section of the Department of Health. Centres have been established at Lae, Rabaul, Madang, Wau, Bulolo, Wewak, Goroka and Manus.

#### (c) ENVIRONMENTAL SANITATION.

##### *Removal and Treatment of Waste Matter.*

In the larger townships, many of the houses and other buildings have water-borne sanitation connected to septic

tanks and absorption pits and drains and when this is not available, a pan system is installed. Refuse is collected and disposed of by incineration or controlled tipping.

Owing to traditional practices and a lack of understanding among the indigenous people of the reasons for modern methods of disposal of waste matter, village sanitation, particularly excreta disposal, presents a major problem. Considerable time and effort are being given to health and sanitation education, and visual aid material is being widely used for this purpose.

The training of indigenous medical assistants includes hygiene and sanitation and when appointed to take charge of a medical aid post they are required to spend much of their time in developing village sanitation.

##### *Water Supplies.*

The policy is to regard all water in rivers or lakes to be non-potable, and where reticulation is the method of distribution, treatment at or close to the source of supply is carried out by sedimentation, filtration and chlorination. In some towns, including Rabaul, water is mostly obtained from deep wells, which are regularly tested, and from tanks in which water is stored from roof catchment. The indigenous people have always been conscious of the need for safe supplies, and every village has a reasonable, well-guarded source. Every opportunity is taken to warn the people of the dangers of pollution, how to avoid it, and how to treat water if it is polluted.

##### *Food Inspection.*

Medical officers and health inspectors carry out regular inspections of food for sale at all the main centres and of premises where foodstuffs are prepared. Percentage inspections of all imported foodstuffs are made at the various ports of entry.

Very little milk or meat is produced locally, but fruits, vegetables, nuts and fish are available from local sources.

Slaughtering is controlled in co-operation with the Division of Animal Industry of the Department of Agriculture, Stock and Fisheries.

##### *Control of Pests Dangerous to Health.*

Each major town is now provided with efficient equipment for pest eradication. In addition hygiene units actively practise mosquito control by a variety of suitable methods. In places where there are collections of water due to topographical features, such as occurs in Madang, stocking of ponds with the edible fish *Tilapia spp.* or *Gambusia affinis* as a malaria control measure is proving satisfactory. Where there is any doubt as the efficiency of such methods, oiling is carried out.

#### (d) PREVALENCE OF DISEASES.

##### *Principal Diseases.*

The principal diseases and conditions receiving treatment during the year were malaria, tropical ulcers, yaws and pneumonia. Tuberculosis is more common on the

coastal areas than in the highlands, although decreasing owing to modern methods of treatment by chemotherapy and surgery.

The following table gives figures of the number of cases treated in Administration hospitals:—

Disease.	Inpatients.	Percentage.
Malaria .. .. .	14,887	15.74
Tropical ulcers .. .. .	9,273	9.80
Yaws .. .. .	6,068	6.41
Pneumonia .. .. .	5,548	5.86
Scabies .. .. .	3,499	3.66
Septic sores and infections .. .. .	2,875	3.04
Upper respiratory tract infection .. .. .	2,730	2.88
Diarrhoea .. .. .	2,650	2.80
Influenza .. .. .	2,622	2.77
Bronchitis .. .. .	2,601	2.75
Abscesses .. .. .	2,260	2.38
Hansen's disease .. .. .	2,229	2.35
Wounds .. .. .	1,704	1.80
Lacerations .. .. .	1,696	1.79
Confinements .. .. .	1,611	1.70
Coryza .. .. .	1,508	1.63
Tinea .. .. .	1,280	1.35
Conjunctivitis .. .. .	1,215	1.32
Burns .. .. .	1,070	1.13
Dysentery .. .. .	1,058	1.12
Cellulitis .. .. .	1,056	1.12
Malnutrition .. .. .	1,014	1.07
Tuberculosis, pulmonary .. .. .	946	0.99
Gastro-enteritis .. .. .	921	0.97
Fractures .. .. .	913	0.96
Other (various) .. .. .	21,381	22.61
	94,615	100.00

#### Principal Causes of Death.

The pattern has not altered substantially from the preceding year, with pneumonia and malaria being the chief causes of death. The table hereunder gives the principal causes of death in Administration hospitals:—

Disease.	Percentage of Total Deaths.
Pneumonia .. .. .	30.28
Malaria .. .. .	13.20
Malnutrition .. .. .	6.20
Tuberculosis, pulmonary .. .. .	5.96
Cerebro-spinal meningitis .. .. .	3.78
Dysentery .. .. .	3.06
Cirrhosis .. .. .	2.74
Tuberculosis, other forms .. .. .	2.33
Nephritis .. .. .	2.17
Diarrhoea .. .. .	2.09
Tumors .. .. .	1.65
Gastro-enteritis .. .. .	1.53
Fractures .. .. .	1.45
Bronchitis .. .. .	1.37
Hansen's disease .. .. .	1.37
Whooping cough .. .. .	1.05
Tetanus .. .. .	0.97
Anaemia .. .. .	0.97
Carcinoma .. .. .	0.81
Other (various) .. .. .	17.02
	100.00

#### Important Case Mortality Rates in Percentages.

The following table discloses important case mortality rates in percentages:—

Disease.	Number Treated.	Number Died.	Percentage of Deaths.
Tetanus .. .. .	22	12	54.55
Cerebro-spinal meningitis .. .. .	195	47	24.05
Carcinoma .. .. .	49	10	20.41
Cirrhosis .. .. .	193	34	17.62
Nephritis .. .. .	175	27	15.54
Ascitis .. .. .	39	5	12.82
Tumours .. .. .	191	20	10.47
Tuberculosis, pulmonary .. .. .	946	74	7.82
Malnutrition .. .. .	1,014	77	7.59
Pneumonia .. .. .	5,548	376	6.78
Hepatitis .. .. .	134	6	4.48
Dysentery .. .. .	1,058	38	3.59
Tuberculosis, other forms .. .. .	820	29	2.81
Anaemia .. .. .	512	12	2.34
Gastro-enteritis .. .. .	921	19	2.06
Fractures .. .. .	913	18	1.97
Whooping cough .. .. .	747	13	1.74
Malaria .. .. .	14,887	164	1.01
Diarrhoea .. .. .	2,650	26	0.98
Bronchitis .. .. .	2,601	17	0.65

#### Vital Statistics.

There are still no valid vital statistics available. Information being obtained by local government councils will prove most useful in the next few years.

#### European and Asian Health.

No significant epidemics occurred and the disease pattern remains much the same. On the whole, the health of these two communities is good.

#### (e) PREVENTIVE MEASURES.

##### Vaccination.

Stress is continually placed on preventive medicine. All suitable vaccines are provided free of charge. Triple vaccine for pertussis, diphtheria and tetanus is given to as many children as possible at the infant and maternal welfare clinics.

A large proportion of the European and Asian population and a great number of the indigenes have received T.A.B. Vaccine.

##### Control of Infectious and Contagious Diseases.

This subject has already been referred to in preceding pages. Compulsory notification of infectious diseases and the precautions to be taken against the spreading of diseases are principally prescribed in the *Public Health Ordinance 1932-1938*; the *Public Health (General Sanitation) Regulations*; *Mosquito Prevention and Destruction Regulations*; the *Quarantine Ordinance 1931-1938* and *Quarantine (General) Regulations*; the *Suppression of Hansen's Disease Ordinance 1952-1953*; the *Veneral Diseases Ordinance 1920-1947*; and the *Infectious Diseases Regulations*. The latter Regulations require local medical authorities to be notified immediately concerning cases of any of the prescribed infectious diseases.



## (f) TRAINING AND HEALTH EDUCATION.

There are no schools in the Territory granting registrable medical, dental or nursing qualifications.

Provision is made for indigenous students who have reached the required standard to attend the Central Medical, Dental and Nursing Schools at Suva, Fiji. At the close of the year under review fifteen students were attending the following courses:—

Assistant Medical Practitioners—five-year course	..	3
Assistant Dental Practitioners—four-year course	..	1
Sanitation Health Inspectors—two-year course	..	6
Preliminary year	..	2
Nurses—three to four-year course	..	3

One student, the first from the Territory of New Guinea, has qualified as an assistant medical practitioner.

It is planned to establish a medical school for the training of assistant medical practitioners following the completion of the new base hospital in Port Moresby. It is anticipated that the school, which will serve the Territory of New Guinea and Territory of Papua, will be opened in 1959.

A special division of the Department of Health is responsible for all medical training within the Territory. The main programme is directed towards the training of hospital orderlies and medical assistants for aid posts. Persons who have attained the required standard of education are trained as nursing assistants, X-ray and pathological assistants and dental orderlies. The training of women for aid post work is also provided for, and training in midwifery and infant care is carried out at an Administration hospital and two subsidized mission hospitals. In addition there is a regular intake of trainees at the Malaria Control School at Minj.

All hospitals have training programmes for hospital orderlies and schools are established at Lae, Wewak, Goroka and Rabaul to train medical assistants for aid posts. At the close of the year, 658, including 119 women, were in training at hospitals and 194 students in training at the "Aid Post" schools.

The courses for midwifery assistant and infant welfare assistant are for two years, and one year respectively. The minimum educational standard for entry is Standard 6. On completing the courses trainees are required to pass written, oral and practical examinations. Successful candidates are awarded certificates.

There are also courses for midwifery attendant and infant welfare attendant. These are similar to those for "assistants" but the examination is oral only and may be held in the vernacular.

The number who have completed the various courses and received certificates, and the number at present being trained, are set out in the following table:—

Midwifery Assistants	..	..	..	11
Infant Welfare Assistants	..	..	..	14
Infant Welfare Attendants	..	..	..	3
Present number of trainees	..	..	..	60

Health education is a part of the activities of all field officers and of the infant, child and maternal welfare

clinics. The staff give advice and instruction by talks and discussions on hygiene and pertinent subjects, by inspection of villages and houses and by insistence on the cleanliness of those attending clinics. Pamphlets and posters play their part and are in wide use and all schools have hygiene as a subject in their curriculum.

As part of the programme to reduce infant mortality and to preserve maternal health, regular clinic attendances and immediate reporting of sick children are encouraged. Advice is given on infant feeding, with demonstrations where possible, and particularly with regard to food preparation. Radio broadcasts are made and articles inserted in village newspapers.

Three officers have been granted W.H.O. Fellowships in Health Education, Rural Health and Malaria.

Opportunities for post-graduate study are available for non-indigenous personnel and facilities for taking the course in public health and tropical medicine are offered to all medical officers as soon as possible after completing the first two years of duty in the Territory. Medical assistants are required to pass examinations before becoming eligible for promotion. All field officers must complete a six weeks' course at the Malaria Control School.

## (g) NUTRITION.

The greater percentage of the population live in rural areas. It is possible for an adequate diet to be obtained from local foods when a variety is eaten, but usually the protein intake is low.


When stores are within reach imported foods such as bread, butter, meat, rice, sugar, tea, milk, biscuits, soft drinks, &c., may be purchased. These are usually eaten only to supplement local foods. Even in the larger centres such as Lae, Rabaul, Kavieng, Madang and Wewak, people who do not have gardens buy a large percentage of their food from local supplies at the markets.

A ration scale has been compiled to give an adequate diet to all workers. It is compulsory that the majority of employees be issued with this ration, which allows for local foods to be used when available, otherwise imported foods including brown rice, wheat meal and meats are issued.


In instances where officers of the Department of Native Affairs are satisfied that an employee is competent on his own account to purchase an adequate and sufficient quantity of foodstuff or he has enough food from his own gardens, he is allowed to receive payment of cash in lieu of rations and to make his own purchases.

Nutrition surveys have been carried out in several areas, where it has been found necessary, advice has been given to how nutrition can be improved.

A nutrition text-book, *Food and the Work it Does*, by the Dietitian, Department of Health, has been published and distributed for educational purposes to all schools and hospitals.



Hospital at Minj in the Western Highlands.



Part of the hospital at Madang.

Leaflets and posters depicting pictures and simple script on infant feeding have also been published and distributed, and a text-book on infant feeding and simple instructions for lectures and demonstrations on infant feeding are being compiled. They will be used in girls' schools, for infant welfare trainees and in women's clubs.

The indigenous staple foods are yams, sweet potato, taro, banana, sago and tapioca.

The main imported staple food eaten is brown or vitamin enriched rice. Wheatmeal is imported and used as a subsidiary food.

Since it is now compulsory to issue foodstuffs to the majority of employees, in accordance with the ration scales prescribed by the Native Labour Ordinance and Regulations, white flour and bread form only a minor part of the diet of a very few people. Wherever bakeries are established they are encouraged to use wholemeal flour in the manufacture of bread and non-sweetened biscuits.

Of the locally grown foods yams and taro are the most nutritious. Sweet potato is particularly high in vitamins, especially in the yellow and orange varieties.

Tapioca, banana and sago have a low thiamin and protein content. Fortunately in areas where sago is eaten as the staple food, fish and green vegetables are also available. Tapioca is not a popular food and is mostly eaten when other foods are lacking. In areas where banana is the staple a variety of vegetables are also grown and form part of the diet.

No part of the Territory is subject to famine although at times there may be local food shortages due to drought, local outbreaks of pests or disease or miscalculation by the inhabitants of the area to be planted as food gardens. Field officers of the Departments of Native Affairs and Agriculture, Stock and Fisheries usually can anticipate food shortages and encourage the people to correct the position by establishing larger areas of garden. The increasing number of crops grown, as a result of Administration encouragement, is overcoming local food shortages by spreading the risk of crop failure over a greater range of species and by widening the use of storable cereals and pulses in what was formerly a root crop economy.

Improvement of food resources is in the main carried out by the Extension Division of the Department of Agriculture, Stock and Fisheries. This Division maintains a widespread programme through patrol, village contact and demonstration works for the improvement of the quantity and variety of subsistence foods. During the past year work was carried out in all districts in the popularizing and growing of such high-protein foods as peanuts, pigeon pea and green gram. The programme for the expansion of rice culture among indigenous producers to provide a suitable subsidiary to the root crops was continued. Larger plantings of coconuts used for both subsistence and cash croppings are taking place and a census conducted in 1955-56 showed that over 360,000 palms had been newly planted by the villagers. Other supplementary crops such as maize, potatoes and salad

and boiling vegetables have been widely distributed in suitable localities. Experiments have been commenced with a view to finding if suitable cereals such as wheat and barley can be grown in high altitude areas to supplement the sweet potato staple.

The Department of Agriculture, Stock and Fisheries is also actively assisting in the introduction of animal husbandry into the farming system to ensure a larger source of protein. Pigs are being bred and distributed to the people to improve the strain of local animals.

The breeding of tilapia fish has been undertaken. The fish are distributed where suitable ponds have been established. Improved types of fishing gear are available and the people are being taught better methods of fishing.

## CHAPTER 8.

### NARCOTIC DRUGS.

Narcotic drugs are not manufactured or produced in the Territory or exported from the Territory. Importation is controlled by the *Customs Ordinance 1951-1955* and the *Commerce (Trade Descriptions) Ordinance 1952*. Labelling, distribution and sale are controlled under the *Dangerous Drugs Ordinance 1952*, the *Medical Ordinance 1952-1953*, the *Pharmacy Ordinance 1952-1953* and the *Arms, Liquor and Opium Prohibition Ordinance 1921-1952*. The Pharmacy Ordinance provides for the registration of pharmaceutical chemists and the control of the practice of pharmacy.

Dangerous drugs are not permitted to be imported until a favorable recommendation has been made to the Chief Collector of Customs by the Director of Health. Adequate safeguards are prescribed for the receipt, storage and sale of these drugs and their use is strictly limited.

There is neither traffic in nor abuse of narcotic drugs and there are no known cases of addiction.

The following conventions relating to narcotics have been applied to the Territory:—

- (1) International Opium Convention 1912;
- (2) International Convention relating to Dangerous Drugs with Protocol 1925; and
- (3) International Convention for Limiting the Manufacture and Regulating the Distribution of Narcotic Drugs 1931 and Protocol of 1948.

The following quantities of opium and its derivatives and other dangerous drugs were imported during the year under review and used solely for medicinal purposes:—

	Grammes.
Morphine .. .. .	344
Pethedine (analgesic) .. .. .	745
Tinct. Opium .. .. .	278 (morphine content)
Methylmorphine (Codeine) .. .. .	445
Cocaine .. .. .	136
Tinct. Cannabis Indica .. .. .	113 (equivalent to 6 grammes extract)

The importation of heroin is prohibited for all purposes.

## CHAPTER 9.

## DRUGS.

In addition to the Ordinances referred to in the preceding Chapter, the importation, distribution, storage, use and sale of drugs and pharmaceuticals are controlled by the *Poisons and Dangerous Substances Ordinance 1952*.

## CHAPTER 10.

## ALCOHOL AND SPIRITS.

*Legislation.*

The *Excise (Beer) Ordinance 1952-1953* provides for the licensing of brewers and prescribes the conditions to be observed in the brewing of beer. Provisions for the regulation of the sale, supply and disposal of fermented and spirituous liquor are contained in the *Liquor Ordinance 1931-1952*.

The sale of any kind of alcoholic liquor is subject to licence and a licensing commissioner hears and determines all applications for licences and deals with all matters concerning the renewal, transfer, removal of licences, &c. The distillation or manufacture of alcoholic liquor is forbidden except on licence or permit from the Administrator.

Under the provisions of the *Arms, Liquor and Opium Prohibition Ordinance 1921-1952* and the Native Administration Regulations it is an offence to supply intoxicating liquor to an indigenous person or for an indigenous person to drink or have intoxicating liquor in his possession. There are no indigenous alcoholic beverages and it is in the interests of the people that the sale or supply of liquor to them is prohibited.

The quantities of liquor imported into the Territory during the years 1954-55 and 1955-56 are as follows:—

	1954-55.	1955-56.
	Imperial gallons.	Imperial gallons.
Ale, beer, stout, cider, &c. .. ..	401,381	423,709
Spirits—		
Brandy .. .. .	2,048	2,609
Gin .. .. .	3,272	2,493
Whisky .. .. .	7,505	8,593
Rum (underproof) .. .. .	12,424	11,159
Rum (overproof) .. .. .	1,820	2,211
Other Spirits .. .. .	2,542	2,478
Wines—		
Sparkling .. .. .	854	1,029
Still .. .. .	4,675	4,674
Still (Sacramental) .. .. .	1,215	1,912
Total .. .. .	437,736	460,867

*Import Duties.*

The following import duties are levied on alcoholic liquors:—

## (a) Ales, beers, &amp;c.—

(1) 5s. per gallon.

(2) for corresponding non-alcoholic beverages, 2s. 6d. per gallon.

## (b) Spirituous liquors—

(1) potable spirits, including liquors, not exceeding the strength of proof, 54s. per gallon.

(2) exceeding the strength of proof, 54s. per proof gallon.

## (c) Wines—

(1) Sparkling, 30s. per gallon.

(2) Still—

(i) Containing less than 27 per cent. of proof spirit, 7s. per gallon.

(ii) Including medicated and Vermouth, 12s. 6d. per gallon.

(3) Unfermented grape, ad valorem 10 per cent.

(4) Other than grape, including saki and samshu—

(i) Not exceeding the strength of proof, 39s. per gallon.

(ii) Exceeding the strength of proof, 56s. per proof gallon.

(5) For sacramental purposes—50 per cent. of the specified appropriate duty rate.

## CHAPTER 11.

## HOUSING AND TOWN AND COUNTRY PLANNING.

*Legislation.*

The laws affecting town planning and housing are the *Town Boundaries Ordinance 1951-1952*, the *Town Planning Ordinance 1952-1955*, and the *Building Ordinance 1953-1955*. There is no legislation dealing with country planning.

The Building Ordinance provides for the establishment of Building Boards with authority to control the erection of buildings, prescribe safety measures and set standards, for sanitary and other facilities.

The Town Planning Board has jurisdiction in all towns.

*Housing Conditions.*

In the larger towns efforts are being made to overcome the shortage of housing and accommodation, which is still a problem. Building materials used are mainly timber, fibro cement, cement and galvanized iron together with various synthetic preparations. There are a few examples of pise walls and shingle roofs.

New houses being erected are modern in design and generally suited to the climate.

The War Service Homes Division of the Commonwealth Department of National Development provides capital to the extent of £2,750 in each case to enable ex-servicemen to erect or purchase homes. The interest rate is 3½ per cent., repayable over a period of 30 years or 45 years depending on the nature of the materials used in construction.

Advance of housing loans to a maximum of £2,750 to any member of the community for the purposes of purchasing, constructing or enlarging a home may be effected

under the *Housing Loans Ordinance 1953*. These grants are limited to township areas and are repayable over a maximum period of 45 years. The effective rate of interest is 5 per cent.

In rural areas, the majority of people still build houses of traditional design from materials available locally. Design and construction vary according to locality, climatic factors and availability of building materials. There is evidence of a desire to improve the standards of housing in consequence of new needs induced by economic prosperity.

The Native Labour Ordinance and allied employment legislation prescribe the minimum standards of housing for indigenous workers. Effective training in the building trades is being provided at the technical schools and under the provisions of the Native Apprenticeship Ordinance.

#### Town Planning.

The following table shows the number and types of leases offered for tender during the year:—

Town.	Residence and/or Business.	Residence.	Business.	Special.	Light Industrial.	Industrial.	Total.
Kavieng ..	1	6	1	5	..	..	13
Goroka ..	..	2	..	..	..	..	2
Lae ..	..	21	7	..	1	..	29
Rabaul ..	54	8	..	1	..	..	63
Madang ..	..	2	11	..	..	2	15
Wewak ..	..	2	..	..	..	..	2
Wau ..	5	5	..	..	..	..	10
Talasea ..	..	..	4	..	..	..	4
Bulolo ..	..	15	9	..	..	..	24
	60	61	32	6	1	2	162

New allotments in towns were surveyed as follows:—

Rabaul—nineteen business and/or residential, twenty residential sites.

Madang—one residential, two special sites.

Bulolo—twenty-eight residential, thirty business sites.

Lae—fourteen industrial sites.

Practical training is given to indigenous artisans employed by the Administration and missions in the construction of hospitals, schools, &c. Village communities wishing to construct these buildings, using local materials and labour, are encouraged and assisted by the Administration with advice on the most suitable method of construction, design, &c. The operation of co-operative societies has further expanded the building activities of the indigenous people.

## CHAPTER 12.

### PROSTITUTION.

There is no problem in respect of prostitution or brothel keeping, and, as the traffic in persons for purposes of prostitution is non-existent in the Territory, legislative or administrative measures are not necessary.

## CHAPTER 13.

### PENAL ORGANIZATION.

#### *Factors Responsible for Crime.*

There are no special factors responsible for crime and the incidence of crime continues to be low.

#### *Departmental Organization.*

The administration of prisons is a function of the Police and Prisons Branch, under the direction of the Chief Inspector of Prisons. District commissioners, by virtue of their office, are head gaolers of the prisons situated within their districts, except in the cases of the prisons at Rabaul, Lae and Wau where special appointments are made of officers of the European Constabulary. Gaolers and warders are selected from the Constabulary. Warders undergo initially a twelve months' course of training as constables before being appointed.

#### *Conditions of Prison Labour.*

Penalties which may be imposed under the laws of the Territory include imprisonment with or without hard labour, and either sentence may be passed for the whole period of imprisonment. Prisoners sentenced to imprisonment with hard labour are employed on such work or labour as the senior gaoler directs. Hours of work are prescribed by the Prisons Regulations.

On their admission to a prison, prisoners are classified as follows:—

First Class—Prisoners awaiting trial or under examination.

Second Class—Debtors and persons imprisoned for contempt of court or for failing to give security to keep the peace or be on good behaviour.

Third Class—First offenders, other than those of the second class, who, at the date of conviction, were under the age of 21 years.

Fourth Class—First offenders, other than those of second and third classes—under sentence of imprisonment for eighteen months or less.

Fifth Class—Prisoners, other than those of the second and third classes, who have been previously convicted, or whose sentence on first conviction exceeds eighteen months.

First and second class prisoners may be required to perform such work only as may be necessary to keep their quarters in a clean and sanitary condition. Prisoners of the third, fourth or fifth classes sentenced to imprisonment without being sentenced to hard labour are employed at some light work or labour for such hours as the head gaoler directs, but not exceeding eight hours a day.

Prisoners may be employed both inside and outside a prison. When employed outside a prison, they are always under the control of warders and work is carried out only for public authorities and the Administration.

### *Prison Legislation.*

The *Prisons Ordinance 1923-1938* and *Prisons Regulations* provide for the organization, discipline, powers and duties of prison officers and for all matters connected with the administration of prisons; and for the admission, custody and removal, discipline and discharge of prisoners. They also prescribe the functions of visiting justices, visiting medical officers and chaplains.

The *Prisons Ordinance 1955*, under which it is proposed to remove prison administration from association with that of the Police Force and vest its control in a Controller of Corrective Institutions, has not yet been brought into operation.

### *Prison Conditions.*

Prisoners, other than those convicted before the Supreme Court, must be committed to the nearest prison to serve any sentence imposed.

The Supreme Court has authority to commit a prisoner to any prison in the Territory and long-term prisoners may be transferred to central prisons for more effective supervision and planned training. Central prisons are located at Lac, Oomsis, Mumeng and Wau (Morobe District), Rabaul (New Britain District), Goroka (Eastern Highlands District), Wewak (Sepik District), Lorengau (Manus District), Kavieng (New Ireland District) and Sohano (Bougainville District).

Separate quarters beyond the walls of the main compound of each prison are provided for the exclusive use of female prisoners who are restricted in employment to such tasks as sewing, washing and weeding.

An asylum for the criminally insane is located at Port Moresby.

All prisons have their own aid posts and sick bays and are visited regularly by medical officers. When adequate treatment cannot be given in prison, sick prisoners are removed to an Administration hospital for medical attention.

District commissioners are appointed visiting justices for the prisons in their districts, and the judges of the Supreme Court and the Director of Native Affairs are *ex officio* visiting justices for all prisons in the Territory.

Visiting justices are empowered to visit prisons at any time of the day or night; to have access to all parts of a prison and to all prisoners; and to inspect all prison records and obtain any required information. No prison official shall be present at any interview of a prisoner by a visiting justice.

Breaches of prison discipline are tried by a visiting justice or the head gaoler, but, if tried by the head gaoler, the trial is subject to review by a visiting justice. Penalties which may be imposed on conviction for a prison offence are—

- (1) Reduced diet for not more than fourteen days and then for not more than a continuous period of four days at any one time.
- (2) Pack drill under specified conditions.

- (3) If the commission of any prison offence has been, in the opinion of the visiting justice, attended with circumstances of aggravation owing either to its repetition or otherwise, he may sentence the offender to be imprisoned with or without hard labour for any period not exceeding two months. Such sentence is cumulative with any sentence the prisoner is serving at the time.

Indigenous offenders usually return to their villages and normal employment after their release and no problem of after-care arises. Likewise Asians are usually re-assimilated into their own communities. A person not born in the Territory who has been convicted of a criminal offence punishable by imprisonment for one year or longer, or whose presence in the Territory is likely to be prejudicial to the peace, order or good government of the Territory or to the well-being of the indigenous inhabitants of the Territory may be deported under the *Expulsion of Undesirables Ordinance 1950*. Other non-indigenous ex-prisoners may leave the Territory of their own accord after release if they feel unable to take up normal life in the Territory.

Europeans sentenced to imprisonment for a term exceeding six months are transferred to a prison in Australia and discharged from prison there on completion of sentence.

### *Prison Reform.*

The title of the officer responsible for prisons administration will be "Controller of Corrective Institutions" and not "Comptroller of Prisons". The Controller of Corrective Institutions has been appointed and will take up duties late in 1956. This officer will be responsible for the implementation of a prison policy which will aim particularly at the rehabilitation of offenders, their education and instruction in useful occupations.

### *Juvenile Delinquency.*

The number of juvenile offenders convicted in the Territory is very small. Any prisoner known or believed to be less than eighteen years of age is classified as a juvenile offender and, as such, is segregated from adult prisoners, and given separate opportunities for corrective instruction and general improvement. Special steps are always taken to see that such segregation does not have the effect of putting the juvenile offender into solitary confinement. Arrangements are made through the Department of Education for juvenile offenders to be given special instruction in general education and practical training.

Special legislation or special courts for juveniles do not exist, but consideration is being given to the introduction of legislation to regulate the practice of courts when juveniles appear before them, and to the question of special provision being made in respect of probation, conditional release and after-care. Regulations to be made under the *Prisons Ordinance 1955* will provide for special treatment, including schooling and other instruction, for young offenders.

PART VIII.—EDUCATIONAL ADVANCEMENT.  
CHAPTER 1.

GENERAL EDUCATIONAL SYSTEM.

*Legislation.*

Education is covered by the *Education Ordinance 1952* of the Territory of Papua and New Guinea. The *Native Local Government Councils Ordinance 1949-1955* provides for the establishment of schools by councils and the *Native Apprenticeship Ordinance 1951-1953* provides for apprenticeship training and examinations.

The *Education Ordinance 1952* of the Territory of Papua and New Guinea came into effect on March 1, 1955, superseding the *Education Ordinance 1922-1938* of the Territory of New Guinea. The basic provision of the Ordinance is that the control and direction of secular education in the Territory is the responsibility of the Administration.

The Ordinance also provides for the following:—

- (1) the establishment of schools, pre-school centres and other educational activities by the Administrator;
- (2) compulsory registration or recognition of all schools conducted by educational agencies other than the Administration;
- (3) grants to be made by the Administration to missions and other educational agencies;
- (4) the establishment of schools by native authorities, subject to the approval of the Director of Education;
- (5) declaration of compulsory attendance at schools of children in specified areas;
- (6) the determination of the language or languages to be used in schools;
- (7) the establishment of an education advisory board to advise on educational matters, consisting of the Director of Education, four members appointed by the Administrator to represent the missions and other voluntary educational agencies in the Territory, and such other members, not exceeding four, as the Administrator appoints;
- (8) the appointment of district education committees of not more than five members, of whom one at least shall be a mission representative.

Regulations made under the *Education Ordinance 1952* and promulgated in September, 1955, provide for medical and dental inspection of pupils in Administration and registered mission schools. These regulations enable the Director of Health to provide an efficient and regular health advisory service to all school pupils.

*General Policy.*

The broad objectives of educational policy include the following:—

- (a) the political, economic, social and educational advancement of the peoples of the Territory;

- (b) a blending of cultures;

and, in the absence of any indigenous body of religious faith, founded on indigenous teaching or ritual,

- (c) the voluntary acceptance of Christianity by the indigenous people.

To attain these objectives it is necessary—

- (a) to achieve mass literacy, that is to say, to teach all indigenous children to read and write in a common language;
- (b) to show them the way, awaken their interest in, and assist their progress towards a higher material standard of living and a civilized mode of life;
- (c) to teach them what is necessary to enable them, step by step, as changes take place in the indigenous communities in which they live, to manage their own political affairs, to engage in economic activities to sustain a higher material standard of living, to adopt the practices of civilization in regard to social habit and custom and their daily mode of life and to develop and express their own personalities;
- (d) to retain what is best in indigenous life and to blend it with the influences of civilization so that, while gaining the advantages of civilization, they will not lose their proper pride in the fact that they have an identity as a people, and so that, when they may be required to manage their own affairs to a greater degree, they may feel a common bond among themselves; and
- (e) to provide within the Territory, as a means of encompassing the above, a full range of primary, secondary, tertiary, technical and adult education for both sexes and for all classes of the community.

With regard to the first of these tasks it is recognized that universal literacy in English, which it is intended will eventually become the *lingua franca* of the Territory, is one of the most important means by which the progress of the people in all fields of activity can be promoted. As described below, efforts are therefore being directed towards the attainment of this objective as rapidly as possible.

The carrying out of the broad programme of educational advancement concerns the whole of administrative activity and involves the closest possible relationship between the Department of Education and other departments, especially the Departments of Native Affairs, Health, Agriculture, Stock and Fisheries, and Lands, Surveys and Mines. Next to teaching reading and writing to establish a means of communication, the most urgent task in the primary schools, particularly in areas in the early stages of development, is to reinforce what other departments are doing to improve hygiene to combat disease, to ensure the understanding and co-operation of the people in the establishment of law and order, to teach them to grow better food and use it more wisely, to improve their houses and to overcome social customs which hold a primitive people in a primitive condition.



The distinctive contribution of the Department of Education is to introduce the idea of these changes into the minds of a new generation.

Beyond this is the need for instruction in the use of tools, materials and methods by means of which further material improvements will take place, and the provision of manual and technical training at all levels of the educational system is a further important objective.

The Christian missions provide a large proportion of the primary schools in operation and the work of the mission schools, which includes the teaching of religion, is an important part of the means by which the general educational objectives are to be achieved. The policy of financial aid by the Administration for mission schools teaching at a required standard has therefore been established, and a system of classification of schools has been adopted as a condition of financial aid and as a means of raising the standard of work done. Further, an Education Advisory Board, with mission representatives, has been established to provide a means for consultation and discussion on matters of common interest, including policy.

The indigenous people have the right to set up schools through their local government councils. Each council is regarded as an educational agency and may vote portion of its revenue each year for educational purposes within the area under its control. The general aim is for councils to share, as their resources permit, in the financial responsibility for their schools. Although councils may assume partial or complete financial responsibility for schools, the full control of these schools remains with the Department of Education. Councils may, however, make certain rules subject to the approval of the Director of Education.

Each council has an education committee whose views are transmitted to the district education committee through the district education officer. Through these local committees the people are participating to an increasing degree in the educational planning for their own areas.

#### *Plans and Programmes.*

The immediate programme of educational development, which is being pursued against the background of the objectives outlined in the preceding section, includes the following:—

- (1) attention to be given to primary schools with the goal of teaching all children in controlled areas to read and write English;
- (2) for the above purpose (a) efforts to be made to ensure the co-operation of the Christian missions; and (b) special attention to be given to teacher training;
- (3) the development of manual and technical training in conjunction with the primary schools and in special schools in response to the developing needs of the people;

- (4) the extension and improvement of facilities for secondary education;
- (5) the stimulation of interest in education among girls and women;
- (6) the identification of all aspects of education with community interests and an increasingly rural bias in general education throughout all stages of instruction;
- (7) the increased educational use of such media as films, radio and local newspapers;
- (8) the provision of extension classes and study groups to assist all sections of the community; and
- (9) the recruitment of additional European staff.

Priority of attention is to be given in the immediate future to the first three of these tasks.

*Progress.*—The year under review has seen a substantial rise in the provision of Administration schools at the primary level, the number of indigenous primary schools having increased from 63 to 99, while the number of pupils attending these schools has risen from 3,694 to 5,431. Total enrolments at Administration schools increased from 5,498 to 7,239. At the same time, although there has been a decline in the number of schools conducted by the Christian missions, total enrolments at mission schools have increased from 106,559 to 110,672.

As a result of the recommendations of a committee set up by the Education Advisory Board an important step towards ensuring a greater degree of concentration on the teaching of English was taken during the year with the establishment of a revised system of grants-in-aid to the missions. Under the new system, details of which are given below, the amount of the grant to each mission will be conditioned by the qualifications of its teachers, especially in respect of the teaching of English, and financial aid will thus be directed largely to English-teaching schools.

Further progress has been made in teacher training, the number of indigenous teachers in Administration schools having risen from 162 to 227 during the period under review. During 1956 there were 152 students undergoing training in four centres and an intake of 250 is planned for 1957. A party of teachers from the Territory took part in a six weeks' educational tour of Queensland between March and May, 1956. It is considered that such tours have considerable value in widening the experience of indigenous teachers and it is planned to arrange visits to Australia by further groups of teachers in the future.

Additional recruitment of European teachers took place and the number of European teachers employed in Administration schools increased from 73 to 98. An intensified drive is being made to recruit teachers in Australia for the commencement of the 1957 school year and also to increase the intake of cadet education officers. Firm arrangements were made during 1955 with the New South Wales Government to accept an annual intake of

25 cadets into one of its teacher training colleges (i.e., to provide training for 50 cadets at the one time, the course being a two-year one), and it is hoped that as a result of increased publicity this quota will be filled in future years.

There has been an increase in the number of libraries operated by the Department of Education for the use of the indigenous population. As a result of the recommendations of the South Pacific Commission's Organizer for Island Literature, referred to in last year's report, it is proposed to establish a Literature Bureau to assist in the production and distribution of suitable instructional material and reading matter of a recreational nature to meet the growing needs of new literates in the Territory. In the meantime additional publications for indigenous readers have been produced in collaboration with the South Pacific Commission Literature Bureau and put into circulation. In September, 1955, Dr. K. Neijs, Literacy Adviser to the South Pacific Commission, completed a three months' experiment in the Territory to determine the best method of teaching reading to adults. The results of this experiment are expected to be particularly useful.

Total expenditure by the Administration on education increased by £65,730 to £497,479. Grants-in-aid to missions for educational purposes totalled £60,638, an increase of £10,617 over the previous year.

Anticipated works expenditure on Administration schools during the period 1956-60 is as follows:—

	£
Primary Schools .. .. .	281,000
Intermediate Schools .. .. .	650,000
Girls' Schools .. .. .	290,000
Technical Training Centres .. .. .	170,000
Secondary Education Centres .. .. .	165,000
	<u>1,556,000</u>

#### Departmental Organization.

The Department of Education is responsible for the administration of the *Education Ordinance 1952* and is required to provide for the varying needs of the racial groups in the Territory.

The head-quarters of the Department of Education is at Port Moresby, where the head of the Department, the Director of Education, and central administrative staff and specialist officers are stationed. District education officers are responsible for local education, administration and supervision in eight districts. An area education officer administers the affairs of the Department in the Manus District.

Contact between departmental head-quarters and the Christian missions is maintained by the Executive Officer for Mission Relations.

The Superintendent of Teacher Training is responsible for the supervision of the training of indigenous teachers both in the Department and in mission training centres.

A general summary of Administration schools is as follows:—

Type of School and Race of Pupil.	No. of Schools.		No. of Pupils.	
	30.6.55.	30.6.56.	30.6.55.	30.6.56.
Primary—				
European .. .. .	11	18	546	607
Asian .. .. .	3	(a)	325	330
Mixed Race .. .. .	1	(a)	18	17
Indigenous .. .. .	63	99	3,694	5,431
Total Primary .. .. .	78	117	4,583	6,385
Post Primary and Higher Education—				
Intermediate—Indigenous	7	8	550	555
Secondary—Indigenous .. .. .	1	1	78	34
European .. .. .	..	..	..	(b) 7
Mixed Race .. .. .	..	..	..	(b) 5
Teacher Training—Indigenous .. .. .	7	4	142	152
Technical Training—Indigenous .. .. .	2	2	145	101
Total Post Primary and Higher .. .. .	17	15	915	854
Total all Administration Schools .. .. .	95	132	5,498	7,239

(a) European, Asian and Mixed Race pupils now attend the same primary schools. (b) These pupils were receiving secondary education by correspondence under supervision at primary schools.

An Education Advisory Board consisting of the Director of Education, four members appointed by the Administrator to represent the missions and no more than four other members appointed by the Administrator was set up in 1953 under the provisions of the *Education Ordinance*.

District education committees which are also provided for by the *Ordinance* and consist of not more than five members appointed by the Administrator, one of whom shall be a mission representative, have been established in Morobe and New Britain Districts.

#### Inspection of Schools.

Provision has been made for the appointment of two inspectors of schools, one concerned with the European-type schools and the other with technical education. Inspection of all indigenous schools including mission schools is carried out by district education officers. The registration and recognition of a school under the *Education Ordinance 1952* depends on the suitability of accommodation, qualifications of the staff, conformity with the departmental syllabus and other requirements.

Officers of the Department of Native Affairs co-operate with the Department of Education by furnishing reports on all schools situated in villages through which they pass whilst on field patrol duty.

#### Non-Government Schools.

The Christian mission organizations play an important part in the educational system of the Territory. In particular they are responsible for most of the elementary village education.

Close and continuous liaison is maintained with the missions through regular conferences, through mission participation on the Education Advisory Board and on district education committees, and through liaison officers appointed by the principal missions to deal with the Department of Education's district education officers and mission liaison staff.

Many of the missionaries have spent long periods in the Territory and have acquired a detailed knowledge of the educational needs of particular areas. Some in particular have wide knowledge and experience in the field of language and are making a major contribution through the Advisory Committee on Languages.

The provisions of the *Education Ordinance* 1952 require some control of mission education facilities by the Administration, and this is also required by the terms of the grants-in-aid provided to the missions by the Administration.

The Administration assists the missions in their educational work by the supply of some educational equipment and by grants-in-aid, the latter totalling £60,638 during 1955-56.

In order to ensure the closer co-ordination of mission and Administration policies, a new basis has been approved for grants-in-aid to missions. The new basis, which will come into operation on 1st January, 1957, provides for a transitional period up to the end of 1958, by which time it is expected that missions will have re-organized their school systems to provide for improved standards among their indigenous teachers and for a greater concentration on the teaching of English. Details of the new basis are as follows:—

A. Grants-in-aid will be paid on the current basis until 31st December, 1956, when the rates in B and C will become effective.

B. Grants-in-aid will be paid to the missions teaching to the Administration or approved equivalent syllabus on the following basis:—

- (i) £400 per annum for each registered European teacher employed full-time in teaching;
- (ii) £60 per annum for each registered indigenous teacher who holds the "B" Class Teacher Training Course Certificate or higher;
- (iii) £40 per annum for each recognized indigenous teacher who has passed the "A" Class Teacher Training Course, or who is considered by the Director of Education to have equivalent qualifications;
- (iv) £20 per annum maintenance allowance for each student doing the one-year teacher training course and for each technical student attending full-time technical training courses. In the latter case the subsidy would be paid for each trainee for a maximum period of three years beyond Standard 6;

- (v) Provision of adequate class equipment to permit of efficient teaching in schools regularly staffed by teachers under (ii) and (iii) above.

Regarding Grade "A" teacher-trainees, the allowance will be paid for the year they train for their "A" Grade Teacher's Certificate. The payment of allowance to this class of teacher-trainee will be reviewed at the end of three years, i.e., at the end of 1958, with a view to its termination. Subsidy would then be payable only for teachers training for the "B" Grade Certificate or higher.

C. Grants-in-aid will be paid to missions for village school education in the vernacular during the transition period in which reorganization of teaching with literacy in English is the objective to be attained, on the following basis:—

- (i) From 1st January, 1957, to the 31st December, 1957—the same annual grant to each mission as was paid for the year ending 30th June, 1956, for this activity;
- (ii) From the 1st January, 1958, to the 31st December, 1958—two-thirds of the grant paid for the year ended 30th June, 1956, for this activity;
- (iii) Payment for this class of teaching to terminate wholly from the 31st December, 1958.


There are 23 missions operating in the Territory, which are conducting schools as follows:—

Type of School.	No. of Schools.	No. of Pupils.
Non-indigenous primary .. .. .	8	529
Indigenous primary .. .. .	2,953	104,113
Indigenous intermediate .. .. .	74	4,917
Indigenous higher training .. .. .	19	1,113
<b>Total .. .. .</b>	<b>3,054</b>	<b>110,672</b>

This represents a decline of 57 schools, but an increase of 4,113 pupils since 30th June, 1956.

#### *Basis of Establishment of Schools.*

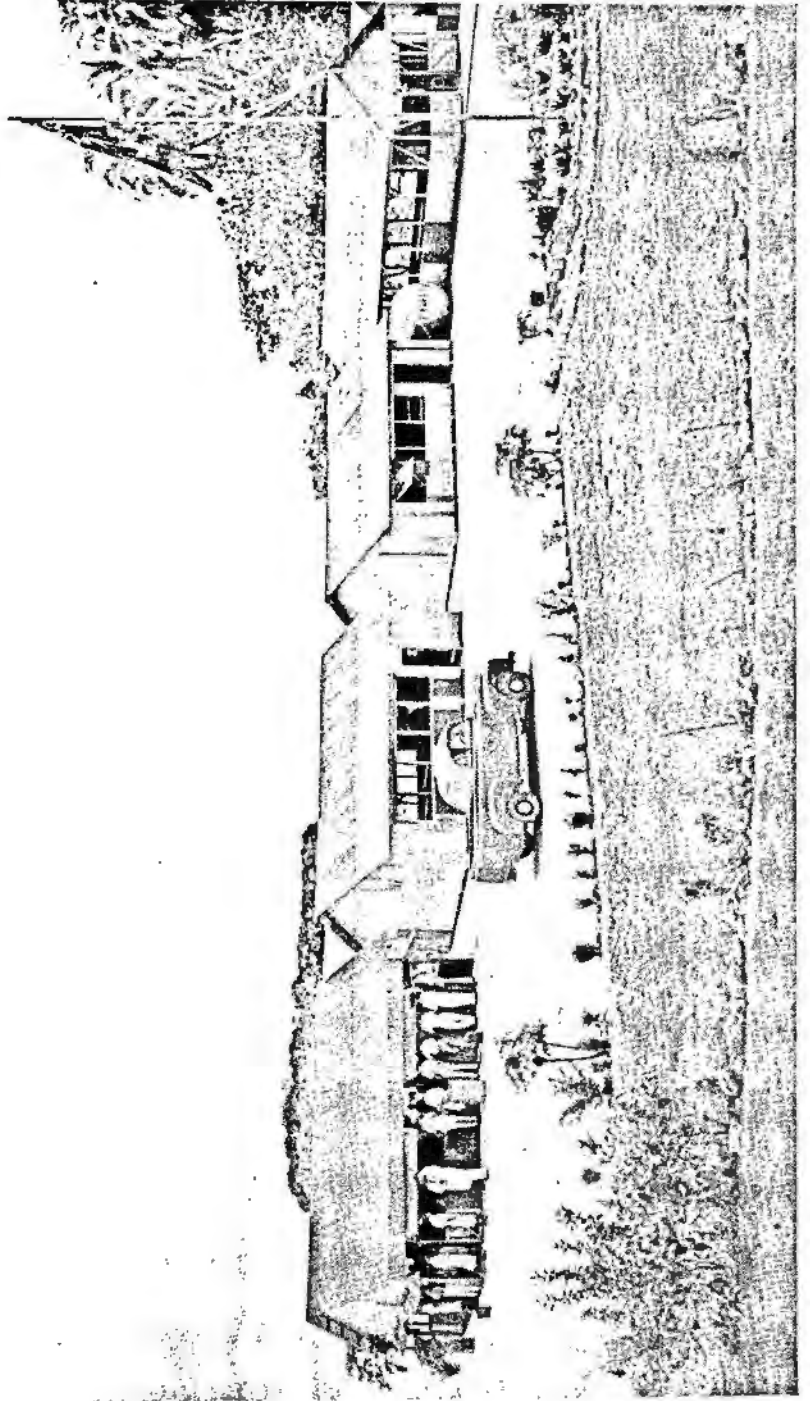
General policy admits of the necessity at present for two broad categories of schools in the Territory—indigenous and non-indigenous. This differentiation is not made on racial grounds, but is necessary at the present stage because of the wide variations in both the cultural and educational backgrounds of the two groups. At the secondary educational level children of each racial group are attending secondary schools in Australia with assistance from the Administration.




Kukukuku tribesmen crowd at the schoolroom windows to watch the children at their lessons. This school, conducted by the Australian Lutheran Mission, is the first to be established in the Menyamya area of the Morobe District.



Pupils at the Buin Village Higher School in the Bougainville District marching in for their morning lessons.



Administration village higher school at Nasingalatu, near Finschhafen. This school was built by the local villagers and is staffed by indigenous teachers.



Intermediate Boys' School, Madang.



### Religious Instruction.

Religious instruction is given in both mission and Administration schools. In mission schools, such instruction is determined by the denomination of the mission concerned. Administration schools arrange for courses in religious instruction to be conducted by ministers of religion and authorized laymen. Attendance at these classes, however, is subject to the agreement of parents. Regular classes are also given on ethics and morals based on the departmental syllabus.

### Information about the United Nations.

The social studies syllabus provides for children to acquire knowledge of the United Nations and of the International Trusteeship System. The population is informed about the United Nations and its agencies through broadcasts and newspapers, special days sponsored by the United Nations being given full significance. Information material received from the United Nations Department of Public Information is distributed to schools, and film strips and other material are used.

### Compulsory Education.

Provision is made by the *Education Ordinance 1952* that attendance at schools may be declared compulsory in specified areas. It is planned to apply this provision in certain more advanced areas where full school facilities are available, and where the indigenous social system is more flexible than it is in less advanced areas.

### School Fees.

Education is free at all stages for boys and girls in all schools in the Territory.

### Girls' Education.

Social conservatism among the indigenous people has retarded the education of women and girls. Special efforts have been made to overcome this situation. During the year the percentage of girls in total enrolments at Administration indigenous schools rose from 17.3 per cent. to 19 per cent. Traditional reluctance of the people to sanction the education of girls makes it difficult to obtain qualified trainee women teachers, but this difficulty is decreasing each year, and at present out of 152 students at Administration teacher training centres, fifteen are girls. Likewise, out of the total of 170 students at mission teacher training centres, sixteen are girls.

At the special girls' schools which have been established at Tavui (New Britain) and Dregerhafen (Morobe) domestic and similar training figures prominently in the curriculum.

Women's clubs sponsored by the Department of Education play a part in the education of girls and women. The aims of these clubs are—

- (1) to raise the village living standards through instruction in hygiene, diet, nutrition and mothercraft;

- (2) to provide pleasurable leisure time activities through the introduction of new crafts, new methods of using old crafts, sports and social activities;

- (3) to help the women to an awareness of their importance in village life, and to provide them with a formal channel for expression of opinions.

### Scholarships.

For some years the Administration has provided an allowance to European parents who send their children to Australia for secondary education. This scheme was extended from the beginning of 1956 to include also all Asian children and children of mixed race. The allowance consists of £145 per annum plus an annual return air fare.

A special scholarship scheme was introduced at the beginning of 1956 under which selected children of mixed race receive, in addition to the education allowance benefits, up to £200 per annum subject to a means test.

The Administration scholarship scheme for indigenous children, introduced in 1954, has continued. Under this scheme, selected children are provided with the full cost of education in Australian secondary schools, including board, tuition, fares, clothing, equipment and incidental expenses.

One Asian student is continuing her studies at Bathurst Teachers' College, New South Wales, under a special Administration scholarship.

Twelve European children are receiving privately endowed awards.

The following indicates the number of children receiving Administration assistance for secondary education in Australia:—

Secondary Education Allowance—					
European	..	..	..	..	227
Asian	..	..	..	..	200
Secondary Scholarships—					
Mixed race	..	..	..	..	17
Indigenous	..	..	..	..	16
					460

Within the Territory, children usually travel free to and from school. In special cases, transport is subsidized. Free transport is provided, where practicable, for children obliged to travel to and from boarding schools.

### School Buildings.

Permanently constructed buildings erected during the year included buildings at the following schools:—

- Lac Technical Training Centre.
- Malaguna Technical Training Centre.
- Pagwi Village Higher School.
- Butibum Village Higher School.



In addition the majority of new schools opened during the year were built of local materials, in many cases donated by the villages concerned, and were erected by the people themselves with advice from education officers.

#### *Text Books.*

Text books are supplied free of charge to all Administration schools, and mission schools receive certain text books as part of the system of Administration assistance. A number of locally adapted texts have been published by the Administration, missions and the South Pacific Commission Literature Bureau. The Education Advisory Board has considered the special need for such locally produced material and an attempt is to be made to co-ordinate all work on text books. As an interim measure, the Department of Education acts as a clearing house to evaluate the material produced in the Territory and to advise on avenues of publication.

#### *Libraries.*

A total of 104 libraries is now established compared with 87 last year. These libraries contain some 25,000 books, which have been distributed by the Department of Education for use in schools, clubs, hospitals, police training depots, agricultural stations and at other suitable locations. The book stocks are in English with the exception of one technical publication on copra production printed in Melanesian Pidgin.

Libraries contain up to 250 titles. Reader reaction shows the need for locally produced material of Territory interest, both in simple English and Melanesian Pidgin.

Periodical news-sheets are produced at several centres by the Department of Education and by missions. The *Papua and New Guinea Villager*, which has a Territory-wide distribution, presents a variety of topics of Territory interest written in simple English.

#### *Youth Organizations.*

At the 30th June, 1956, there were 2,000 Boy Scouts and 300 Girl Guides throughout the Territory, representing an increase of approximately 5 per cent. in membership over the previous year.

In January, 1956, Lord Rowallan, Chief Scout of the British Empire and Commonwealth, visited the Territory, and saw the work of the Scout Movement at Lae, Madang, Rabaul and Goroka. His visit resulted in an increased interest in scouting among all groups in the community.

Progress in the Girl Guide organization resulted in the formation of six new groups, and there are now a number of companies at Rabaul, Lae and Madang, and four at Manus. At Rabaul, where the Girl Guide Movement commenced among the Asian community, the work is being extended to the indigenous population. At present new companies are being organized on Bougainville Island.

Good progress has been made in the construction of buildings for Scout and Guide head-quarters in the various districts, and on acquisition of land for permanent camp

sites. A public appeal initiated by the Administrator for funds to finance the appointment of two full-time training commissioners for the Scout and Guide Movement is receiving good support. The continuing interest of the young people of the Territory in the Scout and Guide organizations was evidenced over the past year by the achievement of Queen's Scout rank by two young men, one a member of the indigenous population from Lorengau, Manus, and the other a Chinese of Rabaul. These are the first ever to qualify in the Territory for Queen's Scout standing.

The Junior Red Cross Movement continues to receive support. Eight circles are now established at Lae, Goroka, Madang, Kavieng, Rabaul and Manus. Most of the circles are established at schools and carry out programmes similar to those in other parts of the world.

## CHAPTER 2.

### PRIMARY SCHOOLS.

#### *Structure and Organization.*

European and Asian children and children of mixed race receive primary education at primary schools similar to those of the Australian State Departments of Education, which enables them to proceed to secondary education on the Australian mainland. Free correspondence tuition was arranged for 257 children in isolated parts of the Territory.

In the light of prevailing circumstances the development of the indigenous people requires the organization of the school system into two educational streams—

- (1) for those living in more or less continuous contact with the European way of life whose future will be determined by this—in particular, urbanized groups;
- (2) for those continuing to live in organized village communities in a rural environment where the contact with a European economy and way of life is as yet of a marginal nature.

The urban groups are catered for at primary school level by station schools covering a course of seven years (preparatory to Standard 6 inclusive), while the village groups take a four-year course in village schools (which are usually conducted by missions), followed by a four-year course in village higher schools. Where the need exists village higher schools, which are conducted by the Administration, cater for children in the lower age groups and standards who would normally be receiving instruction at village schools.

#### *Policy.*

The basic policy of primary education for the indigenous people is to provide an education that is closely related to their lives and that will prepare them for the changes resulting from European contact. The greatest allocation of teaching time is given to instruction in English with a view to achieving universal literacy in this language. Basic technical, manual and agricultural skills are taught with emphasis on the particular environment in which the school

is situated. The skills are aimed at helping students in their adaptation to changing conditions and at assisting improvement in their material living standards.

While new literacy, technical and other skills are developed in primary school students, emphasis is also placed on the best elements of their own culture, particularly through music, art, handicrafts, dancing, social studies and sports.

#### *Curriculum.*

In the station schools, for urban groups, English is the language of instruction throughout. A graded syllabus is followed, with local adaptation in such subjects as hygiene, social studies and handicrafts.

In the village and village higher school system, the first stage, the village school, is usually a mission conducted school using a vernacular language for instruction. English is, however, gradually introduced until students at the end of the village higher school course have reached a level in English approximately equal to that of students completing the station school course.

The curriculum follows general educational lines. It includes gardening, nature study and manual arts but cannot be said to be vocational in nature.

#### *Age of Pupils, Attendance and Educational Wastage.*

Non-indigenous children normally start school at the age of five years and complete their primary schooling at the age of about thirteen.

The syllabus for indigenous schools is planned on the assumption that students will commence instruction at approximately seven years of age and that the primary school course (through village and village higher schools) will be completed by the age of fifteen years. Owing to local circumstances, the age of commencing school varies considerably in different areas.

In general, attendance at schools is good.

The fact that many children do not proceed beyond the primary school level can be attributed to such factors as the diversity of standards of social advancement, the limited contact with Europeans in many areas, the demands of village custom, and the domestic circumstances of the family group.

#### *Community Sponsored Schools.*

The willingness of native local government councils and village communities to assist in the spread of education as described in the 1954-55 report, has continued. In the year under review six new council schools have been opened—two in the Manus District and the remainder in New Britain.

The councils have assisted in the provision and subsequent maintenance of buildings, in the supply of school furniture and in the provision of water supplies. In addition, each council makes a yearly grant for educational contingencies including the provision of items of equipment not normally supplied by the Administration, the cost of special celebrations at schools, and the provision of transport for local functions connected with education.

Each council has appointed an education committee which maintains close liaison with the Department of Education. All schools sponsored by councils are staffed by, and remain under the supervision and control of, the Department.

Village communities have been helping with the establishment of new schools and the expansion of the activities of existing schools in the Sepik and Manus Districts. At Pagwi, in the Sepik District, the newly established school is receiving such local support that it is anticipated that it will become in the near future, a rural education centre of the Vanamami type described in the 1954-55 report.

The M'Bunai Local Government Council school in the Manus District is also rapidly developing into a rural education centre. It has become an accepted part of the community, and gardening, handicrafts and other projects are influencing the life of the local people.

### CHAPTER 3.

#### POST-PRIMARY SCHOOLS.

Post-primary education for indigenous children is in two stages. The first stage covers a three years' course (Standards 7, 8 and 9) at intermediate schools. (These were previously known as central schools and have been re-named in order to indicate the fact that they represent a stage between primary and secondary schooling.) The second stage is the two-year course at secondary schools.

The only secondary education available for non-indigenous children is that provided in the secondary section of a school at Rabaul catering principally for Asian students. A new secondary school for all eligible children is planned for Rabaul.

In all other circumstances for the present, secondary education is provided by attendance at schools in Australia. Details are given in Chapter 1 of the educational allowances and scholarships granted to Territory children.

#### *Policy.*

Post-primary (including secondary) and higher education will be made available to all students who qualify to progress to higher standards, but advantage of this can be taken only by those students who have satisfactorily completed their primary education and possess a good knowledge of the English language.

The secondary education objective is to be achieved by using the facilities available both in the Territory and the Commonwealth of Australia.

The number of students fitted to undertake secondary education is comparatively small for the time being, and during 1956 all students in the upper standards of intermediate schools and in the secondary classes at Keravat and Dregerhafen entered teacher training centres and other special training centres.

#### *Curriculum.*

English is the language of instruction in all intermediate and secondary schools.

The intermediate school (Standards 7, 8 and 9) broadens the students' outlook by introducing a greater proportion of material relating to the world as a whole. On completion of Standard 9, a student has finished reading the Oxford English Course (Fawcett), Reading Book 4, and Language Book 4, and associated study in English at that level. In arithmetic, practice has been given in writing numbers to a thousand million, decimal notation to millionths, in ratio and proportion, percentages, discount and commission, profit and loss. In geometry, students have been taught to construct regular figures and in mensuration to measure their areas. Some work has been done on the application of decimal fractions to problems in money and weights and measures.

Students at the Technical Training Centres at Malaguna and Lae follow the intermediate school general syllabus, and also cover a special course in technical subjects.

#### *Attendance at Post-Primary Schools.*

Attendance at post-primary schools is good. Students reaching this standard are keen to complete their schooling and wastage is negligible.

## CHAPTER 4.

### INSTITUTIONS OF HIGHER EDUCATION.

There are no universities in the Territory and some years must elapse before their existence could be justified. Any qualified students would have access to universities in Australia.

A number of centres have been established by missions for the purpose of theological training. Several students have completed their training and are now ordained priests. Others have proceeded to Australia for further training.

The only barrier to undertaking higher study outside the Territory is the fact that the majority of the indigenous people have not yet reached the necessary educational standard. Twelve indigenous and mixed race students are attending courses under Administration sponsorship at the Central Medical School, Suva. Three of these are training as assistant medical practitioners, one as an assistant dental practitioner, six as sanitation health inspectors and two are in their preliminary year. In addition three girls are undergoing courses in nursing at the Central Nursing School, Suva.

The Public Service Institute with head-quarters at Port Moresby, Papua, is responsible for all in-service training and tutorial assistance for members of the Public Service studying by correspondence. Its correspondence services are supplemented by visits of the staff of the Institute to the main centres of the Territory. The Public Service Institute will also undertake the in-service training of the members of the Auxiliary Division of the Public Service.

## CHAPTER 5. OTHER SCHOOLS.

Pre-school play centres total ten. These are established at Rabaul, Wewak, Madang, Wau, Bulolo, Goroka and Lae. They are subsidized by the Administration and administered by the Department of Health with the aid of voluntary workers.

There are no special schools in the Territory for physically and mentally handicapped children or for juvenile delinquents. Australian facilities are made available for such cases, and financial assistance is provided for physically handicapped children.

Special schools for training indigenous students as medical assistants are operated by the Department of Health. The Co-operatives Section of the Department of Native Affairs conducts courses for storemen at Rabaul and Kandrian from which 26 students graduated in the year under review. Two members completed an eight months' advanced course for co-operative inspectors and secretaries.

Facilities for technical training are established at Malaguna, near Rabaul, and Malahang, near Lae. The basic syllabus covers carpentry, joinery and cabinet-making, automotive engineering, plumbing and small-ship construction. In addition courses are available in fitting and turning. With the expansion of the apprenticeship scheme it is proposed to provide a much wider range of theoretical courses for the initial years of apprenticeship in various trades.

## CHAPTER 6. TEACHERS.

### *Administration Teachers.*

European teachers in Administration schools normally are recruited in Australia and a regular intake is ensured through a system of cadetships granted to matriculated students from the various Australian States. The New South Wales Government has agreed to accept an annual intake of 25 cadet education officers into its training colleges. During their period of teacher training, tuition designed to orient their studies towards the problems they will face in the Territory is provided by the staff of the Australian School of Pacific Administration. The minimum professional qualification for Administration teachers is a trained teacher's certificate. One Asian student is receiving a special scholarship for teacher training in Australia.

### *Indigenous Teachers.*

The training of the indigenous teacher is undertaken in the Territory and the task for which he is being prepared is an onerous one. Not only must he equip his pupils with the intellectual tools of reading and writing, but he must attempt to translate to them the culture and traditions of contemporary civilization. At the same time he must endeavour to preserve those features of indigenous culture which are socially desirable. His function is far wider than that of merely training youth. He has to be prepared

to be a leader in the community and an example to his people. This is the background against which the syllabus of teacher training has been designed.

Teacher training courses are conducted at four centres—Dregerhafen, Lorengau, Vunamami and Tavui, the latter catering exclusively for female trainees. A concentration of centres was carried out during the year to make for the more effective use of staff.

There are now three grades of training for indigenous teachers—Course A, Course B and Course C. The specific purpose of each of these is as follows:—

*Course A.*—This course is conducted only by mission teacher training centres and is designed to qualify teachers for service in village schools in which the highest class is Standard 2. The prerequisite for Course A is completion of Standard 6 and training is concentrated on practical teaching of Part I of the syllabus for indigenous schools.

The syllabus for this course is as follows:—

1. Method of Teaching the Village School Curriculum—

	Hours per week.
Teaching reading and writing in the vernacular .. .. .	10
Teaching number .. .. .	
Teaching oral English .. .. .	
Method of using Oxford or Longman's English Courses for Papua and New Guinea .. .. .	
Teaching hygiene and social studies	
Drill work and revision .. .. .	

2. School Management—

Classification and grading of pupils	4
Planning a lesson .. .. .	
Programmes of work .. .. .	
Time-tables .. .. .	
Organization of a one-teacher school .. .. .	
Discipline .. .. .	
School records and returns .. .. .	
Examining pupils and recording marks .. .. .	
School material—storage, use and care .. .. .	
Correction of pupils' written exercises .. .. .	

3. Demonstration and Criticism Lessons

4. Supervised Teaching Practice. (Four sessions each of two half-hour lessons)

5. Blackboard Practice and Drawings ..

6. Method of Teaching Handicrafts ..

7. Method of Teaching Gardening ..

8. Method of Conducting Physical Training and Sport .. .. .

9. Singing .. .. .

25

*Course B.*—To meet the urgent need for additional indigenous teachers, it was determined in 1955 to initiate an "emergency" teacher training scheme. A comprehensive survey was carried out to ascertain the potential available and to recruit suitable young trainees. For the purpose of this "emergency" teacher training scheme a special trainee syllabus was prepared, known as Course B. The majority of teachers in training for service in indigenous primary schools take Course B and for some time in the future this will be the usual qualification for indigenous teachers. The preferred prerequisite for this training is completion of Standard 9, although some students are accepted at Standard 8. The course is of one year's duration and gives special emphasis to supervised teaching practice. Teachers holding a Course B certificate, who have rendered satisfactory service for a number of years, may be permitted subsequently to take an advanced course to qualify them for a further certificate.

The syllabus for Course B trainees is as follows:—

	Hours per week.
1. Theory of education .. .. .	1
2. School management .. .. .	3
3. Method of teaching the Primary School curriculum .. .. .	10
4. Demonstration and criticism lessons ..	1
5. Supervised teaching practice .. .. .	4
6. Blackboard practice and drawing .. .. .	4
7. Method of teaching handicrafts .. .. .	1
8. Method of teaching gardening .. .. .	1
9. Method of teaching physical training and sport .. .. .	2
10. Method of teaching singing .. .. .	1
	28

*Course C.*—At present this is the highest standard of teacher training in the Territory. Students on completion qualify as teachers in intermediate schools. It is intended, as the general level of education rises, to extend and widen the course until it reaches parity with the standard of training in Australia:

This regular training programme is carried out at three centres—Vunamami, near Rabaul, Dregerhafen in the Morobe District and Lorengau in the Manus District. The Course consists of one year of tuition, with supervised teaching practice as an important feature. Selection of trainees for this course is made from students who have completed the intermediate school course whether at Keravat, Dregerhafen or elsewhere in the Territory and who show an interest in and an aptitude for teaching. Normally they complete the two-year secondary course before commencing teacher training. During their training year they are paid a trainee allowance.

A great deal of the training period is spent on actual teaching techniques. Practising schools are situated close to each of the centres. Students progressively complete a programme of work for all subjects in the village higher school course and prepare useful visual aids such as

charts and models which they take with them on graduation. A carefully selected collection of books is given to each teacher when he takes up his first teaching appointment. At Dregorhafen, teacher trainees receive specialized instruction for manual arts in addition to completing the normal teacher training syllabus.

Teacher training in Course C covers the following subjects:—

	Hours per week.
1. Theory of education .. ..	1
2. General method, organization and school management .. ..	3
3. Special method .. ..	12
Curriculum and method in the village school.	
Teaching of English.	
Teaching of arithmetic.	
Teaching of social studies.	
Teaching of nature studies and gardening.	
Teaching of handwork and art.	
4. School hygiene and first aid ..	1
5. Demonstration and criticism lessons ..	1
6. Supervised teaching practice ..	4
7. Blackboard work, including drawing to illustrate lessons; preparation and use of teaching aids .. ..	1
8. Sport and physical education ..	1
9. Religious and moral instruction ..	1
	25

In the latter half of the year students are required to do a period of continuous teaching practice in indigenous schools.

#### *In-Service Training.*

Correspondence courses are provided for indigenous teachers, and refresher courses, usually conducted at the district level, keep teaching standards high. Teachers have special access to the head-quarters' library and are catered for very carefully.

#### *Educational Tours in Australia.*

During the year a party of ten teachers, including five from New Guinea, completed a six weeks' educational tour in Queensland. Visits were made to farms, sugar-mills, saw-mills, metalliferous mines, coal-mines, &c. In Brisbane they were welcomed to the University of Queensland by the Professor of Education and the Department of Public Instruction organized visits to educational institutions in the Brisbane area.

#### *Mission Teachers.*

There is a marked variation in the standards of indigenous teachers in mission schools. Some are fully trained teachers, while others have completed only the village school course and are primarily village pastors or teacher-catechists. As a result of the new basis which has

been laid down for grants-in-aid to missions, under which the size of the grant will be related to the number of teachers who have completed one or other of the courses of teacher-training prescribed by the Department of Education and have passed a qualifying examination set and supervised by the Department, an improvement in the general standard of indigenous teachers in mission schools is anticipated.

Similarly the qualifications of European teachers in mission schools vary widely. Some are members of teaching orders, others hold degrees or diplomas in education or trained teacher's certificates obtained in Australia or overseas, whilst many have had no formal professional training in the art of teaching, but have acquired skills by experience. In 1957 the system of certification by departmental examination will be extended to include European members of mission teaching staffs.

#### *Salaries.*

Salaries and allowances for European education officers are detailed in Appendix II.

Salary rates payable to Asian teachers and teachers of mixed race are £599 to £743 (female) and £722 to £855 (male), with increments of £36 per annum.

Rates of salary for student teachers vary with age as follows:—

	Male.	Female.
	£	£
Under 17 years of age .. ..	271	271
At 17 years .. ..	271	271
At 18 years .. ..	320	296
At 19 years .. ..	395	346
At 20 years .. ..	469	380

Indigenous teachers and instructors are employed on a monthly wage basis pending absorption into the Auxiliary Division. To this wage must be added the cost of maintenance (including rations), personal equipment and transport for both teachers and wives, so that the real wage is considerably higher than the scale indicates. The monthly wage rates are—

#### *Supervisory Teachers.*

- Grade I.—£21 5s.
- Grade II.—£22 10s.
- Grade III.—£25.

#### *Teachers and Instructors.*

- Probationer.—£1 5s., with two increments of 12s. 6d. per annum.
- Grade I.—£5, with five increments of 12s. 6d. per annum.
- Grade II.—£8 15s., with three increments of 12s. 6d. per annum.
- Grade III.—£12 10s., with three increments of 12s. 6d. per annum.
- Grade IV.—£16 5s., with four increments of 12s. 6d. per annum and one of £1 5s.

## CHAPTER 7.

## ADULT AND COMMUNITY EDUCATION.

*Extent of Illiteracy.*

The illiteracy rate in the Territory is high, particularly in areas where Administration contact is slight and of recent date. About 90 per cent. of the adult indigenous population is illiterate, although among children the figure is probably 50 per cent.

In September, 1955, the Literacy Adviser to the South Pacific Commission, Dr. K. Neijls, in conjunction with the Department of Education, completed a three months' experiment, in the Territory, to determine the most effective method of teaching reading to adults. The experiment is a particularly valuable one as it fills in the principal gap in available knowledge in the literacy field.

*Adult Education.*

In addition to schools and other organized developmental programmes, the Administration utilizes broadcast programmes, publications and film services in an effort to raise the general educational level of the indigenous population.

Of these, the broadcast programme is becoming increasingly popular. This service, which operates through the Australian Broadcasting Commission's Stations 9PA and VLT6, provides an 85 minute programme of news and information each week day. This programme is at an adult level and is designed to interpret local affairs and Administration activities to the indigenous people. Supplementary programmes of an educational character cover such topics as health, agriculture and local government. On one day of each week, part of the programme is directed especially to the women of the Territory.

Programmes are given in eight vernaculars, and in simple English. The broadcasting service maintains an extensive library of recordings of historical and cultural interest, such as indigenous ceremonies, music and legends.

The Administration has distributed some 600 receivers, in addition to which nearly all co-operative centres and local government councils provide receivers which form the nucleus of keen communal listening.

The *Papua and New Guinea Villager*, which is printed in simple English, has a large circulation. The Department of Education also publishes a number of monthly periodicals and five news-sheets in vernaculars, which have a wide distribution.

The 16-mm. film service continues to operate at all main centres and at out-stations where electrical power is available. The programmes include documentary and educational films and indigenous audiences show particular interest in those films depicting developments in overseas countries where conditions are comparable with those existing in New Guinea.

Steps are now being taken to produce a series of 35-mm. documentary colour films on the major aspects of Territory development. It is anticipated that filming will start

early in 1957. The films will give a fully authentic picture of the Territory. Distribution will include Organizations of the United Nations.

Courses in occupational therapy for hospital patients and prisoners are conducted by the Handicrafts Officer. Illustrated correspondence lessons in seventeen crafts were organized for those people seeking assistance.

Women's clubs have a special value in the field of adult education, as they provide a link between the village community and the Administration. Activities are generally centred around infant and maternal welfare, home nursing, sewing, cookery and hygiene.

## CHAPTER 8.

## CULTURE AND RESEARCH.

*Research.*

Details of research in basic services and in economic and social fields are given in appropriate chapters of this report.

Two anthropologists are attached to the Department of Native Affairs.

During the year there was effective co-operation with the following research workers:—

Mr. and Mrs. R. Bulmer (Australian National University), who carried out research in the Western Highlands District among the Enga people of the Baiyer River;

Mr. Meggitt (University of Sydney), who is engaged in studies in the Wabag area of the Western Highlands;

Professor Buhler (Basle Ethnographic Museum) who worked in the Sepik District;

A. Bojsen-Moller, who visited the upper Sepik area on behalf of the National Museum at Copenhagen;

Dr. M. Gusinde (Catholic University, Washington, D.C.), who is conducting research for the Catholic Mission in Madang;

Mr. and Mrs. C. Valentine (Australian National University), who are undertaking research in the Nakanai area, New Britain;

Dr. C. Schmitz of Dusseldorf, who collected native artifacts in the Morobe District;

Dr. P. Lawrence (Australian National University), who is in the Madang area;

Mme. Girard (Musée de l'Homme, Paris), who is working in the Morobe and Sepik Districts.

*Indigenous Arts and Culture.*

The curricula of schools place a good deal of emphasis on the retention and promotion of the worthy elements of indigenous art. The presentation in 1955 by His Excellency General K. M. Cariappa, O.B.E., High Commissioner for India, of a shield to be awarded annually to the school producing the best art work has given an impetus to students. The introduction of manual arts which makes use of local materials represents an attempt to ally the innate artistic ability of the indigenous population with Western techniques.

A wide range of music, dances, legends and folk-lore has been recorded for use in the local radio broadcast sessions, and additions to this collection are being constantly made.

#### *Antiquities.*

The *Antiquities Ordinance* 1953 provides for the protection of New Guinea antiquities, relics, curios and articles of ethnological and anthropological interest or scientific value.

The Ordinance provides that no person shall remove from the Territory any New Guinea antiquities without first offering them for sale at a reasonable price to the Administration.

The Ordinance also provides for the protection of rock carvings or paintings, pottery deposits, old ceremonial or initiation grounds, or any other ancient remains. The discovery or reputed existence of any such objects or places must be reported to the nearest district officer, and they may not be damaged, exposed, or otherwise interfered with without written permission from the Director of Native Affairs.

#### *Museums, Parks, &c.*

Details were given in the annual report for 1954-55 of new legislation for the establishment of a public museum and art gallery. During the year seven trustees of the museum were appointed for five-year periods under the provisions of this Ordinance. The trustees are at present giving consideration to the requirements of a permanent building to house ethnological, zoological, botanical, historical and other collections.

No special steps have been taken to preserve the flora of the Territory, but under the *Forestry Ordinance* 1936-1951 any trees or species or classes of trees can be declared to be reserved.

#### *Languages.*

As explained in Part I of this report, the linguistic pattern in the Territory is extremely varied. There are approximately 350 languages, of which fifteen are used for educational purposes.

To assist in giving effect to the policy regarding the teaching of English, advantage is to be taken so far as possible of the general use of Melanesian Pidgin wherever it is in fact now used. In such cases Melanesian Pidgin is to be used only as a medium of instruction and only as a vehicle for the introduction of the English language. The production of primers, readers and text-books in Melanesian pidgin for this purpose is not to be allowed to prejudice or limit the production and distribution of similar material in English for use in all phases of school work. To facilitate the proper and more efficient use of it, a new orthography of the Melanesian Pidgin language has been prepared with a view to standardizing the spelling.

Action has now been taken to select one regional form of Melanesian Pidgin to be adopted as a standard form of use in the Territory, until the English language becomes the accepted *lingua franca*.

In addition a combined grammar and dictionary of Melanesian Pidgin is to be published, and a text-book in Melanesian Pidgin on the teaching of English is being prepared.

Primers and readers for the teaching of reading and writing are being prepared for use both with adults and children. These are not intended to be used for the teaching of Melanesian Pidgin itself, but rather for teaching the skills of reading and writing through Melanesian Pidgin as a medium already known.

#### *Supply of Literature.*

The expansion of the library service has been referred to and this, together with the various news-sheets and publications supplied by both the Administration and the missions, provides the main source of literature for the population.

Following the recommendations of the Organizer for Island Literature of the South Pacific Commission, it is proposed to establish a literature bureau which will assist in meeting the literature needs of the population. A central book depot will be associated with the bureau, with distribution points throughout the Territory to promote book sales.

#### *Public Libraries.*

Public libraries are established at Rabaul, Lae, Madang and Wewak, and besides serving local needs the libraries operate country lending services.

#### *Theatres and Cinemas.*

There are no legitimate theatres in the Territory, but amateur dramatic societies frequently stage performances.

Commercial cinemas operate in the Territory and are attended by all sections of the public.

The Administration film service is described in Chapter 7. Privately owned projectors are used by missions, company organizations and individuals for the education and entertainment of all sections of the local population.

## PART IX.—PUBLICATIONS.

Copies of all laws affecting the Territory made during 1955-56 which have been printed have been transmitted to the Secretary-General of the United Nations.

## PART X.—RESOLUTIONS AND RECOMMENDATIONS OF THE GENERAL ASSEMBLY AND THE TRUSTEESHIP COUNCIL.

The resolutions and recommendations of the Trusteeship Council arising out of the examination of the annual report, 1954-55, have been noted and considered by the Administering Authority, and the following information is furnished thereon:—

### I. GENERAL.

#### GENERAL.

*The Council notes that the Administering Authority is considering the adoption of an official name for the indigenous peoples of the Trust Territory. It notes the use*

of the term "New Guineans" by the Visiting Mission and recommends that the Administering Authority take this term into consideration.

The Administering Authority has considered the adoption of an official name for the indigenous peoples of the Trust Territory, including the use of the term "New Guinean" but it is of the opinion that it would be undesirable to decide upon a term for this purpose until such time as the indigenous inhabitants themselves are in a position to express their views on the matter. For official purposes it is the practice of the Administering Authority to avoid the use of the word "Native" as a noun and to use it as an adjective only, when it is essential to distinguish between the indigenous and immigrant races.

#### EXTENSION OF ADMINISTRATIVE CONTROL.

The Council is pleased to note the continuing efforts of the Administering Authority to bring restricted areas of the Territory under administrative influence and to consolidate the work of peaceful penetration. Noting that 6,700 square miles are still classified as restricted areas, it hopes that the Administration will intensify the work of peaceful penetration so that the whole of the Territory may be brought under the influence of the Administration within a very few years.

The Administering Authority notes the satisfaction of the Council with the work of peaceful penetration of restricted areas undertaken during the year 1954-55. The peaceful penetration of restricted areas and consolidation of administrative influence in areas not at present under full administrative control have continued during the year. A programme to bring the whole of the Territory under full administrative control by the end of 1959 has been approved.

## II. POLITICAL ADVANCEMENT.

### DEPARTMENT OF NATIVE AFFAIRS.

The Council notes that although in the re-organization of the Public Service a separate Department of Native Affairs has been created, the Administering Authority has assured the Council that "Native affairs" will continue to be the principal concern of all Administration officers. It notes that the Department is in effect functioning as a Department of General District Administration with a corps of officials who have received special training and education in matters connected with indigenous customs and ways of life, that the working of the new arrangement is under careful study, and that the Administering Authority would not hesitate to revise it should it prove administratively unsatisfactory. The Council expresses the hope that the Administering Authority will give due consideration to changing the name of this Department so that it reflects more adequately the functions it fulfills.

The Administering Authority has noted the observations of the Council in relation to the Department of Native Affairs and in particular that a separate department had been created and that the name of the department does not reflect adequately the functions it fulfills. The Depart-

ment of Native Affairs is, except for a change in the functions of the District Officers, the Department of District Services and Native Affairs renamed and its general functions remain the same. The new name was considered more suitable as the Department is the only one concerned solely with the interests and affairs of the indigenous people, whereas the functions of all other departments embrace the whole community. In the light of the satisfactory working, so far, of the new departmental arrangements, the Administering Authority is not able to see any necessity for changing the name of the Department of Native Affairs at this stage.

### LEGISLATIVE COUNCIL.

The Council recommends that the Administering Authority continue to give consideration to increasing indigenous representation in the Legislative Council. It notes that the Administration recognizes no obstacle to increasing such representation, save a shortage of competent personnel. The Council notes further in this connexion the view of the Visiting Mission, which considered that in the special circumstances of the Territory a departure should be made from the well established convention of excluding persons employed by the Administration from membership in legislative bodies, and requests the Administering Authority to consider whether it would be possible to implement the Mission's suggestion in a manner which would not prejudice any basic principle which the Administration considers it prudent to maintain.

The Administering Authority has noted the recommendations of the Trusteeship Council and will continue to keep in view the objective of increasing the indigenous representation in the Legislative Council. However, the Administering Authority considers that the exclusion of persons employed by the Administration from elective membership of the Legislative Council to be a principle which should be maintained and which it considers would be inappropriate to abandon while the indigenous people are being educated in regard to individual responsibility and democratic systems of Government.

### LOCAL GOVERNMENT COUNCILS.

The Council considers the development of local government councils as of the utmost importance in the political advancement of the Territory and shares the disappointment of the Administering Authority that it has not proved possible to create new councils during the year under review. It notes with interest, however, that a number of administrative personnel have recently received specialized training in local government work and that the Administering Authority has been investigating in detail the possibility of establishing more councils in areas where conditions are suitable. It is aware of the difficulties in the path of a rapid development of local government machinery, but noting the view of the Visiting Mission concerning the need for accelerating the establishment of councils, expresses the hope that existing difficulties will be successfully overcome. The Council recommends in this connexion that the Administering Authority continue with the further development of local government councils



as rapidly as possible and where there is a demand for them. The Council trusts that the Administering Authority will be able to amend section 16 of the Native Local Government Councils Ordinance with a view to providing the same protection for Local Government Councils as is afforded to other organs of government in the exercise of their lawful power and authority.

The views of the Trusteeship Council regarding the development of local government councils have been noted by the Administering Authority. Information on this matter is given in Chapter 3 of Part V of this report. The matter of an amendment of Section 16 of the Native Local Government Councils Ordinance is under consideration.

#### ADVISORY COUNCILS.

The Council notes the statement of the Administering Authority that the establishment of Advisory Councils on Native Matters in one or more advanced areas, and the appointment of indigenous persons as official observers on a number of District Advisory Councils, are at present under consideration. Noting further that there is no legislation which prevents indigenous representation on district and town advisory councils, and considering that such representation would provide an admirable training ground for indigenous persons, the Council recommends that qualified and competent indigenous persons should be appointed to both district and town advisory councils and expresses the hope that this will shortly be possible in the more advanced parts of the Territory.

It is appreciated that representation on town and district advisory councils would provide a training ground for indigenous persons and it is intended to make appointments to district advisory councils either as members or observers, as qualified and competent people become available.

#### PUBLIC SERVICE.

The Council further notes with satisfaction the establishment of the Public Service Institute and of an Auxiliary Division, as an integral part of the Public Service for the special purpose of training indigenous persons for higher administrative positions; it notes that the Auxiliary Division is not a separate division for indigenous persons and that the Public Service as a whole will be open to all who have the requisite qualifications.

The Council recommends that the regulations for the enrolment of indigenous persons into the Auxiliary Division should be completed and brought into effect shortly and expresses the hope that it will be possible in due course to absorb all indigenous employees of the Administration into a general administrative service.

The Administering Authority confirms that the Auxiliary Division is an integral part of the Public Service. Following the passing of legislation providing for the Auxiliary Division of the Public Service, regulations have been drafted to enable the necessary machinery for the physical establishment of the new Division to be brought into operation.

#### JUDICIARY.

The Council, noting that indigenous tribunals, where they exist, do not have legal recognition or form a part of the judicial system, and that the Administering Authority has had the question of their statutory recognition under consideration for a long period of time, endorses the view of the Visiting Mission that the present situation, in which these tribunals act with official knowledge but without official recognition or authority, needs to be changed, and recommends that in the more advanced areas where conditions permit, statutory authority should be granted to such indigenous tribunals.

After careful study of this question, the Administering Authority has reached the conclusion that statutory recognition of traditional indigenous tribunals is neither necessary nor desirable. The existing statutory judicial system provides for the people the highest measure of justice, and Administration policy is directed to encouraging the people to turn to the greater use of that system. They are already doing so in the more advanced areas. In due course, and as circumstances permit, the Administration will ensure a fuller participation of the indigenous people themselves in the administration of justice within the established judicial system.

### III. ECONOMIC ADVANCEMENT.

#### GENERAL.

The Council notes that a survey is being undertaken by the Commonwealth Scientific and Industrial Research Organization to assess the agricultural and pastoral potentialities of the land, and expresses the hope that the results will enable the Administering Authority to formulate long term economic development plans for the Territory. It recommends that the survey be completed as soon as possible and the results as well as the details of the long term plans should be communicated to the Council.

The Administering Authority notes the recommendation by the Council that the Commonwealth Scientific and Industrial Research Organization survey be completed as soon as possible. The resources survey of the first New Guinea area to be undertaken, the Gogol-Upper Ramu area, was completed in 1956, and the preparation and printing of that report is in hand. It will be made public when printed.

#### TAXATION.

The Council notes that the Administering Authority has substantially increased its direct grant for the administration and development of the Territory during the year under review.

The Council, noting that the Administering Authority is actively considering ways and means of increasing local revenue including the imposition of direct taxation in the Territory, and further that direct taxation is already levied by Local Government Councils, expresses the hope that it will be possible to widen the present system of taxation by introducing direct taxation wherever possible, and

*suggests in this connexion that the taxes paid by the indigenous people to Local Government Councils should be taken into account.*

The consideration of the question of widening the present system of taxation is proceeding and the Administering Authority notes in this connexion the hope expressed by the Council for the introduction of direct taxation wherever possible. The Administering Authority will in any such scheme give careful attention to the suggestion of the Council that taxes paid by the indigenous people to Local Government Councils be taken into account.

#### INDIGENOUS AGRICULTURE.

*The Council commends the Administering Authority for the establishment of a comprehensive agricultural development programme and for the progress it has achieved in developing cash crops and the diversification of the agricultural economy. It notes that the Administering Authority is instructing and assisting the indigenous people in improved agricultural methods through district agricultural extension stations.*

*In view of the importance which it attaches to the improvement of indigenous agriculture, the Council expresses the hope that the training of indigenous persons in improved methods and the growing of cash crops will be further extended.*

The Administering Authority gives a high priority to the advancement of indigenous agriculture. The training of indigenous persons in improved methods and the growing of cash crops has been extended during the past year and will be further extended.

#### CO-OPERATIVES.

*The Council notes with interest the growing development of rural progress societies and expresses the hope that they will contribute to the general rural economic and social development of the Territory. It commends the Administering Authority for the progress of the co-operative movement and the extension of co-operative educational facilities. It expresses the hope that it will be possible progressively to effect both the consolidation of the existing societies and an extension of co-operative activity throughout the Territory.*

The Administering Authority, noting the Council's commendation of the progress of the co-operative movement and the extension of co-operative educational facilities, and its hope that it will be possible progressively to effect both the consolidation of the existing societies and an extension of co-operative activities, desire to report a continuance of this progress based on the principle that co-operative organization or consolidation should not be imposed on any group but should grow out of spontaneous interest freely fostered by all the resources available to the Administration.

#### LAND.

*The Council, noting with satisfaction that the policy of the Administration regarding land alienation is to recognize and respect indigenous ownership and to ensure*

*that enough land is reserved to meet the present and prospective needs of the indigenous people, that the Administration has established new procedures for implementing this policy and that in recent years the leasing of land has been strictly controlled, endorses the Visiting Mission's view that extreme caution should continue to be exercised in the alienation and leasing of land in the interests of the needs of the expanding population and the development of indigenous agriculture. The Council expresses the hope that the Administering Authority will keep under review its procedures for examination of indigenous claims to land and for determining what constitutes surplus land, and that it will continue to take fully into account not only the willingness of the indigenous owner to sell his land but also the wishes and the interests of the local indigenous community.*

It is confirmed that the policy of the Administration accords with the premises enunciated by the Council. The Administering Authority will keep under review its procedures for examination of indigenous claims, and for determining what constitutes surplus land, and will continue to take fully into account not only the willingness of the indigenous owner to sell his land but also the wishes and the interests of the local indigenous community.

#### ROADS.

*The Council commends the Administering Authority for the excellent progress it is making in implementing its road development programme in the Territory and the indigenous people for the valuable contribution they are making towards it; it hopes that every effort will be made to provide them with the equipment and other material assistance needed for road building.*

The Administering Authority notes the commendation by the Council of the progress of the road development programme in the Territory. This is a source of great pride to the local inhabitants and an important field of training in concepts of wider co-operation. For this, no less than for other practical reasons in the early stages of developing land communication, the Administration relies mainly on large numbers of people working with hand tools. As road development in particular areas reaches the appropriate stage, the Administration introduces mechanical aids such as tip trucks, tractors, compressors, concrete mixers and pile driving rigs and provides more expert technical advice. Major engineering and bridgeworks beyond the capacity of these resources continue to be carried out by the Commonwealth Department of Works with its more specialized engineering design staff and plant.

### IV. SOCIAL ADVANCEMENT.

#### RESTRICTIONS ON MOVEMENT.

*The Council draws the attention of the Administering Authority to the views of the Visiting Mission in favour of the immediate revocation of the restrictions on movement. It recommends that the Administering Authority should*

*re-examine the need for maintaining these restrictions and suggests that they be abolished immediately in a few towns on a trial basis.*

The Administering Authority has re-examined the need for maintaining the restrictions on movement of indigenous inhabitants within specified hours of the night in certain towns, and has considered the advisability of abolishing these restrictions in one or two towns on a trial basis.

After giving full consideration to all the factors involved, which included the problem raised by the presence in towns and in other places of employment adjacent to towns of large numbers of short-term and itinerant workers, the majority of whom are single men or married men not accompanied by their wives, it was considered that, because of the conditions obtaining in the Territory and its present stage of development, the present restrictions should be continued for the time being, and that there would be little value in abolishing the restrictions in a few towns on a trial basis. The Administration has the matter closely under consideration and plans a process of relaxation co-incidental with the growth of civic responsibility among the indigenous population.

#### CORPORAL PUNISHMENT.

*The Council, noting that the Administering Authority considers it advisable to retain corporal punishment for certain offences for the time being, reiterates its previous recommendation for the complete abolition of corporal punishment.*

The Administering Authority has noted the Trusteeship Council's reiteration of its previous recommendation for the complete abolition of corporal punishment, but is still of the opinion, as previously stated, that the retention of corporal punishment for certain offences for the time being is advisable. Corporal punishment was administered once only in 1955 and not at all in the year ended 30th June, 1956.

#### LABOUR.

*The Council notes that the new labour legislation now being drafted to replace the present Native Labour Ordinance is expected to come into force early in 1957. It also notes the views of the Visiting Mission to the effect that the recent increase of the minimum cash wage was a step in the right direction, but that the cash wage was still low and needed to be increased to meet the rising standards of living to which the people aspire. The Council recommends that the Administering Authority take these views fully into account in drafting the new labour legislation and expresses the hope that the latter will generally improve the conditions of workers and ameliorate the discontent expressed to the Visiting Mission.*

The Administering Authority notes the views of the Visiting Mission and will take them into account in drafting the new labour legislation.

#### PUBLIC HEALTH.

*The Council draws the attention of the Administering Authority to the observations of the Visiting Mission in the field of public health.*

*It notes that the Administering Authority is fully aware of the need to replace many Native hospitals and that hospital construction will now receive priority. It further notes that there has been an increase of thirty-six per cent. in expenditures on public health during the year under review. It recommends that ways and means should be studied so as to accelerate the implementation of the approved hospital building programme.*

The Administering Authority is currently reviewing progress with the approved hospital construction programme and is considering methods by which implementation of the programme may be hastened.

*The Council notes the facilities for giving indigenous personnel medical training in the Territory and in Fiji and recommends that urgent attention be given to the training of indigenous medical practitioners, medical assistants, nurses and orderlies. It expresses the hope that it will shortly be possible to establish a medical school in the Territory for training assistant medical practitioners. It recommends that the Administering Authority give consideration to the establishment of more attractive conditions in the way of remuneration, living conditions and working facilities in order to attract and retain a staff of medical officers in the Territory.*

The Administering Authority has noted the recommendation of the Trusteeship Council that urgent attention be given to the training of indigenous medical and nursing personnel. The need for such training is well recognized by the Administering Authority which is giving, and will continue to give, attention to ways and means of providing facilities and opportunities to members of the indigenous community for training in these services, both in the Territory and at recognized overseas institutions.

The Administering Authority shares the hope of the Council that it will be shortly possible to establish a medical school in the Territory for training assistant medical practitioners and indeed is currently planning to that end.

The Administering Authority, in noting the Council's recommendations for the establishment of more attractive remuneration and conditions for medical officers, draws attention to the fact that these matters are kept under constant review, and that, by such schemes as its very generous medical cadetships, it is providing for the recruitment and retention of increasing numbers of the more outstanding medical students at Universities.

#### V. EDUCATIONAL ADVANCEMENT.

*The Council notes that the new Education Ordinance which came into effect in 1955 provides for the control and direction of all secular education in the Territory by the Administering Authority. It endorses the recommendation of the Visiting Mission that the systematic inspection and supervision of schools under the Ordinance should be instituted as soon as possible, and that to ensure that the provisions of the Ordinance are fully implemented special attention should be given to increasing further the supervisory staff of the Department of Education.*

The Administering Authority has taken steps for the systematic inspection and supervision of schools. Schools approved by the Department of Education are being issued with Provisional School Certificates. This certification is being followed, as soon as circumstances permit, by inspection for final certification. The recruitment programme provides for increased numbers of education officers who will free district education officers and area education officers for the supervision and inspection of schools. A related aspect of supervision of schools is the certification of qualified teachers. The Department conducts annual examinations which are open to teachers trained either by the Administration or the missions, and one condition of registration of a school is that the staff should be certificated. In 1957 the certificate examinations will be extended to include European members of the teaching staff of the missions.

*The Council, recalling the view of the Visiting Mission that responsibility for education should be increasingly shouldered by the Administration, is glad to note in this connexion the existence of a comprehensive school building programme and that thirty-one new schools were established during the period under review. It expresses the hope that the Administering Authority will continue to extend and improve the educational facilities, encouraging at the same time the establishment of schools by local government councils with assistance wherever possible from the Administration. The Council notes that it is the intention of the Administering Authority under the new Ordinance to standardize the present classification of schools in the Territory.*

The Administering Authority has noted the observations of the Council regarding the improvement and extension of educational facilities. This is being done, as resources and personnel permit and in co-operation with missions, local government councils and other institutions.

*The Council takes note of the observations of UNESCO (T/1262) on the educational situation in the Territory and commends them to the attention of the Administering Authority particularly those concerning the Yunamami Rural Education Centre. The Council notes with satisfaction that this scheme is having direct effects on the living standards of the community and provides a valuable experiment in the correlation of schooling with fundamental education and community development.*

The Administering Authority appreciates the commendatory remarks on the Yunamami Rural Education Centre. At Pagwi, near Marui, on the Upper Sepik, a new and significant Centre is being developed. This Centre possesses distinctive features, as the social and economic environment is very different from that at Yunamami. In most schools in rural areas a rural bias, in various forms, is becoming increasingly evident.

#### PRIMARY EDUCATION.

*The Council notes the observations of UNESCO that the enrolment of approximately 50 per cent. of the children of school age is an achievement of some magnitude and that if the trend continues, the gap between this and full*

*enrolment can be closed within a reasonable time. It recommends that continued attention be given to the development of primary education as well as to the establishment of standard primary schools with a common graded syllabus.*

The efforts of the Administering Authority are directed not only to the establishment of new Administration schools, but also to the progressive improvement of standards of efficiency of all existing schools. It is recognized that the achievement of these objectives depends primarily on the supply of indigenous teachers, whose training is being pushed ahead as rapidly as possible.

#### SECONDARY EDUCATION.

*The Council, noting the view of the Visiting Mission that full secondary education in the Territory is preferable to such education overseas, and that steps should be taken to increase enrolment in secondary schools located in the Territory, and further that the Administering Authority is actively considering the possibility of establishing a full secondary school system in the Territory, expresses the hope that this will be achieved in the near future.*

The Administering Authority notes the hope expressed by the Council for the establishment of a full secondary school system in the Territory in the near future. The secondary education objective is to be achieved by using the facilities available both in the Territory and in Australia, but it is the intention to provide full and adequate facilities for secondary education in the Territory.

#### TECHNICAL TRAINING.

*The Council notes with satisfaction the reconstruction and expansion of technical schools at Rabaul and Lae.*

The expanded technical schools at Rabaul and Lae have played an important part during the year in the newly-organized programme for training apprentices.

#### LANGUAGES.

*The Council notes that one of the basic features of the educational policy is to extend the use of English with a view to its becoming the eventual lingua franca of the Territory and to achieving in due course universal literacy in the English language and notes further a widespread desire in the Territory to learn English, as well as an equally widespread dissatisfaction with Melanesian Pidgin. Noting that on the recommendation of an Advisory Committee on Languages, the Administering Authority has decided to use Melanesian Pidgin only as a medium of instruction in early years of primary education, the Council expresses the hope that English will rapidly replace Melanesian Pidgin and meanwhile suggests that steps should be taken to discourage the use of certain terms in Pidgin which have a derogatory sense.*

The comments of the Trusteeship Council regarding the use of Melanesian Pidgin are noted. The Administering Authority is continuing to encourage the use of English and educational policies are strongly directed towards the

development of English as the *lingua franca* of the Territory. In the meantime, action will be taken to discourage as far as possible the use of any terms in Melanesian Pidgin which have a derogatory sense.

#### DISSEMINATION OF INFORMATION ON THE UNITED NATIONS.

The Council, noting the statement of the Visiting Mission that it did not find any general awareness among the New Guineans of the United Nations or its significance in relation to the Trust Territory, considers that it should be possible in the more advanced areas of the Territory to disseminate more information on the United Nations, particularly through educational institutions, in the form of some basic booklets concerning the United Nations and the Trusteeship system. The Council notes that the Department of Education has undertaken to prepare a booklet for publication with this aim in view and expresses the hope that the Administration would where necessary seek the assistance of the United Nations in its preparation.

As a step in the dissemination of more information on the United Nations through educational channels, the Administration has prepared and distributed, for the use and guidance of indigenous teachers and trainees, an information paper in simple English summarizing the origin, aims and functions of the United Nations. A similar paper in relation to the Specialized Agencies is in course of preparation.

#### ATTAINMENT.

For the time being, and pending such further action as the General Assembly may wish to take on the question of a time-limit for the final objective of self-government or independence, the Council recalls the fact that General Assembly resolution 752 (VIII), by re-affirming resolution 558 (VI.) requested the Administering Authority to state *inter alia* "the rough estimate of time which it considers under existing conditions may be needed to complete one or more of the various measures which are meant to create the pre-conditions for the attainment by the Trust Territory of the objective of self-government or independence".

In this regard the Council, having taken note of the general statement of policy of the Administering Authority that on occasions it has planned regional and territorial development with tentative target dates, commends to the Administering Authority for its consideration the opinion that a more precise statement of the steps and manner in which self-government or independence is to be achieved, and the drawing up of successive targets for political, economic, social and educational plans and programmes, would give the Trust Territory a stronger sense of purpose and direction in achieving its final goal and would tend to induce in the inhabitants a greater understanding of their future which would enable the Territory to move ahead as rapidly as possible.

The Council accordingly recommends to the Administering Authority that it indicate such successive intermediate targets and dates in the political, economic, social and educational fields as will create the pre-conditions for the attainment of self-government or independence.

The Council invites the Administering Authority, when it submits its next annual report, to inform the Council of the results of its consideration of these recommendations.

The Administering Authority is already imbued with the strongest sense of purpose and direction in achieving the objective expressed in paragraph (b) of Article 76 of the Charter, and in accordance with the responses and understandings of the inhabitants of the Territory it is progressively promoting their political, economic, social and educational advancement.

The Administering Authority will continue to pursue the objective with the greatest vigour but it regards the setting of successive targets and dates for achievement as being inappropriate in the particular conditions which prevail in the Trust Territory of New Guinea, where the inhabitants are in all stages of advancement from primitive tribesmen to civilized life.

Estimated target dates could be based only on impressions and hopes, and the Administering Authority feels it would be improper to give these the clothing of firm beliefs or to accept them as firm undertakings.

#### PART XI.—SUMMARY AND CONCLUSIONS.

The principal events and achievements during the year under review have been outlined in the preceding sections of the report and this part is restricted to a brief reference to some of the main features of the year's work.

The task of bringing the whole of the Territory under Administration control was continued and 600 square miles of new country were explored and brought under partial administration influence.

A total of 278 officers, including 72 cadets, was appointed to the Papua and New Guinea Public Service. More than half have been assigned to the Trust Territory.

Public expenditure totalled £7,313,598 compared with £6,404,654 for the previous year. Internal revenue rose to £2,411,861 and the direct grant by the Administering Authority was increased to £4,901,737. External trade increased by £527,923. Value of exports fell by £175,018 and imports rose by £702,941. The fall in the value of exports is partly accounted for by a drop in copra production of 496 tons and a reduction in price, representing £348,365 for the year. The production of gold continued to decline, the total value being £221,990 lower than for 1954-55.

Production of cocoa, coffee and plywood showed an appreciable increase.

The value of forest products was estimated to exceed £2,000,000.

The number of co-operative societies increased from 83 to 96, but turnover fell by £26,267, due mainly to the lower price obtained for copra.

There has been a major expansion of patrol work by the Agricultural Extension Division. During 199 patrols, which were carried out by 29 extension officers and 32 trained indigenous assistants, 419,000 people were contacted.

The construction of 784 miles of new roads was completed, bringing the total of vehicular roads to 3,879 miles.

Expenditure on health services increased by £393,978 to £1,768,744, and expenditure on education increased by £65,730 to £497,479. These figures include expenditure on capital works and capital assets, and grants-in-aid to missions.

The number of Administration schools increased by 37 to 132 and enrolment of pupils rose by 1,741 to 7,239. Mission schools decreased by 57, but enrolment increased by 4,113 to 110,672.

---

## STATISTICAL APPENDICES.

## STATISTICAL ORGANIZATION.

The *Census Ordinance 1947* (No. 4 of 1947) provides for the taking of a census of the non-indigenous population of the Territory by the Commonwealth Statistician in conjunction with the census of the Commonwealth of Australia. A census was taken at 30th June, 1954.

The notification of births, marriages and deaths of members of the non-indigenous population is required under the *Registration of Births, Deaths and Marriages Ordinance 1935-1953*.

A census of the indigenous people in areas under Administration control is undertaken by the Department of Native Affairs. Officers of that Department visit individual villages and record vital statistics on a family group basis, including details of age, sex, relationships, births and deaths, migration and absentees from villages. This information is entered in village books, which are retained in the village, and is revised each year during census patrols, and is also entered in a village population register which is maintained at each district headquarters. Figures of the enumerated and estimated population at 30th June, 1956, are given in Appendix I. of this report.

Provision is made in the *Native Local Government Councils Ordinance 1949-1955* for native local government councils, constituted under the Ordinance to maintain a register of births and deaths within the council area.

The *Statistics Ordinance 1950* (No. 15 of 1950) provides for the appointment of a Statistician and for the collection and compilation of statistics of the Territory as prescribed by regulations. The position of Statistician is included in the classification of the Department of the Administrator and Regulations (No. 11 of 1951), have been made under the Ordinance and published in *Gazette* No. 31 of 25th May, 1951. Separate statistics are compiled for the Territory of New Guinea and the information available is included in the following Appendices.

## CONVERSION TABLE.

Relationship between English units with metric equivalents—

## LENGTH:

	1 inch	= 2.540 centimetres.
12 inches	= 1 foot	= .3048 metres.
3 feet	= 1 yard	= .9144 metres.
1,760 yards	= 1 mile	= 1.609 kilometres.

## AREA:

	1 square foot	= .0929 square metres.
9 square feet	= 1 square yard	= .8361 square metres.
4,840 square yards	= 1 acre	= .4047 hectares.
640 acres	= 1 square mile	= 2.590 square kilometres.

## VOLUME:

	= 1 cubic foot	.0283 cubic metres.
--	----------------	---------------------

## CAPACITY:

	1 pint	= .5682 litres.
8 pints	= 1 imperial gallon	= 4.546 litres.

## WEIGHT:

	1 ounce troy	= 31.10 grammes.
	1 ounce avoirdupois	= 28.35 grammes.
16 oz. avoirdupois	= 1 pound (lb.)	= .4536 kilogrammes.
112 lb.	= 1 cwt.	= 50.80 kilogrammes.
20 cwt.	= 1 ton	= 1.016 tonnes.

## STATISTICAL SUMMARY.

## APPENDIX I.—POPULATION.

	1951-52.	1952-53.	1953-54.	1954-55.	1955-56.
<b>Indigenous Population—</b>					
Enumerated .. .. .	864,372	967,738	1,010,593	1,086,518	1,154,360
Estimated .. .. .	225,960	175,826	184,714	155,097	119,477
<b>Total .. .. .</b>	<b>1,090,332</b>	<b>1,143,564</b>	<b>1,195,307</b>	<b>1,241,615</b>	<b>1,273,837</b>
<b>Non-indigenous Population—</b>					
<b>Estimated—</b>					
European .. .. .	*	*	8,020	8,950	9,827
Non-European .. .. .	*	*	3,422	3,595	3,628
<b>Total .. .. .</b>	<b>*9,522</b>	<b>*10,546</b>	<b>11,442</b>	<b>12,545</b>	<b>13,455</b>
(Tables 1 and 2, pages 118 and 119.)					

\* Non-indigenous population estimates revised as a result of the 1954 Census.

## APPENDIX II.—ADMINISTRATIVE STRUCTURE OF GOVERNMENT.

	1951-52.	1952-53.	1953-54.	1954-55.	1955-56.
<b>European Staff in New Guinea .. .. .</b>	<b>544</b>	<b>654</b>	<b>722</b>	<b>842</b>	<b>987</b>
(Table 4, page 139)					
<b>Village Officials (Indigenous)—</b>					
Luluais .. .. .	4,761	4,705	5,301	5,256	5,321
Tultuls .. .. .	4,273	4,839	5,631	5,822	5,669
Medical Tultuls .. .. .	3,174	3,708	3,624	3,235	2,738
<b>Total .. .. .</b>	<b>12,208</b>	<b>13,252</b>	<b>14,556</b>	<b>14,313</b>	<b>13,728</b>
<b>Village Councillors .. .. .</b>	<b>1,267</b>	<b>1,171</b>	<b>927</b>	<b>161</b>	<b>136</b>
(Table 7, page 140)					
<b>War Damage Claims—</b>					
Number .. .. .	11,631	13,360	12,584	8,695	4,126
Amount .. .. . £	252,573	267,684	225,105	90,519	54,046
<b>Total at 30th June—</b>					
Number .. .. .	1952. 78,778	1953. 92,138	1954. 104,722	1955. 113,417	1956. 117,543
Amount .. .. . £	1,079,910	1,347,594	1,572,699	1,663,218	1,717,264
(Table 8, page 140)					
<b>Number of Patrols .. .. .</b>	<b>216</b>	<b>250</b>	<b>236</b>	<b>278</b>	<b>263</b>
<b>Number of Patrol Days .. .. .</b>	<b>4,799</b>	<b>5,911</b>	<b>7,173</b>	<b>6,584</b>	<b>6,878</b>
<b>Number of Inspections by District Officers .. .. .</b>	<b>130</b>	<b>167</b>	<b>219</b>	<b>243</b>	<b>252</b>
(Table 5, page 139)					
<b>Area under Administration Control .. .. .</b>	<b>Sq. miles. 69,812</b>	<b>Sq. miles. 71,185</b>	<b>Sq. miles. 72,700</b>	<b>Sq. miles. 75,000</b>	<b>Sq. miles. 75,100</b>
<b>Area under Administration Influence .. .. .</b>	<b>8,576</b>	<b>8,015</b>	<b>8,800</b>	<b>7,600</b>	<b>8,500</b>
<b>Area under Partial Administration Influence .. .. .</b>	<b>4,719</b>	<b>5,300</b>	<b>4,600</b>	<b>3,700</b>	<b>3,300</b>
<b>Area Penetrated by Patrols (Restricted Area) .. .. .</b>	<b>9,893</b>	<b>8,500</b>	<b>6,900</b>	<b>6,700</b>	<b>6,100</b>
(Table 6, page 140)					



## APPENDIX III.—JUSTICE.

	1951-52.	1952-53.	1953-54.	1954-55.	1955-56.
<b>Supreme Court—</b>					
Number charged .. .. .	224	153	218	232	239
Number convicted .. .. .	188	113	162	198	191
Number discharged .. .. .	15	13	28	18	20
Number <i>Nolle Prosequi</i> entered (Table 1 (1), page 141)	21	26	28	16	28
<b>District Courts—</b>					
<b>Europeans—</b>					
Tried .. .. .	255	228	279	231	217
Convicted .. .. .	226	215	256	215	189
Referred to the Supreme Court .. .. .	11	10	6	8	13
<b>Asians—</b>					
Tried .. .. .	49	76	92	106	67
Convicted .. .. .	48	51	87	96	55
Referred to the Supreme Court .. .. .	1	..	2	1	4
<b>Indigenes—</b>					
Tried .. .. .	733	661	897	748	975
Convicted .. .. .	704	498	707	491	794
Referred to the Supreme Court .. .. . (Table 1 (2), page 143)	208	148	164	249	148
<b>Courts for Native Affairs—</b>					
Number tried .. .. .	4,547	5,550	6,294	6,335	6,153
Number convicted .. .. . (Table 1 (3), page 144)	4,443	5,393	6,055	6,201	5,921

## APPENDIX IV.—PUBLIC FINANCE.

	1951-52.	1952-53.	1953-54.	1954-55.	1955-56.
	£	£	£	£	£
Revenue from within the Territory .. .. .	1,486,375	1,544,542	1,991,713	2,008,445	2,411,861
Grant by the Government of the Commonwealth of Australia .. .. .	3,126,059	2,769,543	3,103,076	4,396,209	4,901,737
Expenditure .. .. . (Table 1, page 146)	4,612,434	4,314,085	5,094,789	6,404,654	7,313,598

## APPENDIX VII.—COMMERCE AND TRADE.

	1951-52.	1952-53.	1953-54.	1954-55.	1955-56.
	£	£	£	£	£
Imports .. .. .	7,412,820	6,523,824	8,586,024	9,577,088	10,280,029
Exports .. .. .	7,566,820	9,310,765	10,044,394	10,060,641	9,885,623
Total Trade .. .. .	14,979,640	15,834,589	18,630,418	19,637,729	20,165,652
(Table 1, page 149)					
Number of Local Companies .. .. .	84	109	133	165	185
Nominal Capital of Local Companies .. .. .	£ 5,863,400	8,623,450	11,041,500	12,422,000	13,781,900
Number of Foreign Companies .. .. .	49	54	68	79	85
Nominal Capital of Foreign Companies .. .. .	{ £ 74,161,488	80,761,488	117,283,488	137,488,167	173,663,167
(Table 8, page 165)	{ \$ 6,000,000	6,000,000	6,000,000	(a) 6,000,000	(a) 6,000,000
				(b) 10,000,000	(b) 10,000,000

(a) Canada. (b) Hong Kong.

## APPENDIX VIII.—AGRICULTURE.

	1951-52.	1952-53.	1953-54.	1954-55.	1955-56.
<b>Land Tenure—</b>					
Unalienated Land (acres) .. .. .	58,506,317	58,445,653	58,426,801	58,397,523	58,356,063
Land Alienated (acres) .. .. .	1,013,683	1,074,347	1,093,199	1,122,477	1,163,937
(Table 1, page 166)					
<b>Land Leases—</b>					
Number of Leases .. .. .	1,993	2,267	2,644	3,217	3,494
Area of Leases (acres) .. .. .	175,817	189,351	222,480	234,835	261,876
(Table 2, page 166)					

## APPENDIX XIV.—CO-OPERATIVES.

	1951-52.	1952-53.	1953-54.	1954-55.	1955-56.
Number of Societies .. .. .	29	50	74	83	96
Total Turnover .. .. .	£ 37,250	118,549	310,601	475,937	449,670
(Table 1, page 175)					

## APPENDIX XV.—TRANSPORT AND COMMUNICATIONS.

	1951-52.	1952-53.	1953-54.	1954-55.	1955-56.
Mileage of Vehicular Roads .. .. . (Table 1, page 177)	2,346	2,675	2,904	3,095	3,879
Mileage of Bridle Paths .. .. . (Table 1, page 177)	20,457	21,017	21,160	22,066	*
Total Number of Vessels entered and cleared ..	179	210	233	269	234
Tonnage of Vessels entered and cleared .. ..	461,123	531,479	535,111	584,656	533,611
Tonnage of Cargo handled .. .. . (Tables 10 and 11, page 182)	178,078	188,011	218,078	229,356	217,841

\* Not available.

## APPENDIX XVII.—LABOUR.

	1951-52.	1952-53.	1953-54.	1954-55.	1955-56.
Number of Indigenous Employees .. .. . (Table 1, page 185)	35,838	37,052	42,256	43,931	44,012
Number of Administration Indigenous Employees .. (Table 1, page 185)	8,587	8,321	8,043	8,006	8,740
Number of Agreement Indigenous Employees .. .. (Table 1, page 185)	16,405	16,849	19,361	19,470	19,356
Number of Casual Workers in Private Employment (Table 1, page 185)	10,846	11,882	14,852	16,455	15,916
Number of Females Employed .. .. . (Table 2, page 186)	369	261	275	241	472
Number of Deaths of Workers in Employment .. .. (Table 8, page 193)	88	115	165	97	135
Number of Breaches of Native Labour Ordinance by Employers .. .. . (Table 9, page 194)	14	1	20	18	32
Number of Breaches of Native Labour Ordinance by Employees .. .. . (Table 10, page 194)	50	6	Nil	Nil	6
Number of Breaches of Native Employees' Agree- ments under Native Labour Ordinance .. .. . (Table 11, page 195)	148	216	310	355	1,092

## APPENDIX XIX.—PUBLIC HEALTH.

	1951-52.	1952-53.	1953-54.	1954-55.	1955-56.
Number of Medical Personnel .. .. . (Table 1, page 196)	2,491	2,586	2,895	3,580	3,441
Number of Hospitals and Clinics .. .. . (Table 2, page 196)	707	761	848	1,032	1,207
Number of in-patients treated in Administration Hospitals .. .. .	74,132	76,343	79,863	69,663*	96,483
Of which were fatal .. .. . (Tables 3 and 4, page 197)	990	900	1,016	902*	1,268
Value of Medical Aid to Missions .. .. . (Table 6, page 199)	£ 33,404	40,875	42,329	56,996	55,580
Total Expenditure on Health .. .. . (Table 6, page 199)	£ 1,065,564	925,315	1,031,480	1,469,571	1,881,431

\* Figures are for nine months ended 31st March, 1955.

## APPENDIX XXI.—PENAL ORGANIZATION.

	1951-52.	1952-53.	1953-54.	1954-55.	1955-56.
Prisons—					
Total number of inmates .. ..	3,537	5,065	5,799	7,680	8,263
Average number of inmates weekly (Page 200)	788	1,130	1,190	1,372	1,404

## APPENDIX XXII.—EDUCATION.

	1951-52.	1952-53.	1953-54.	1954-55.	1955-56.
Number of Administration Schools .. ..	69	76	79	95	132
Number of Administration Teachers .. ..	200	208	203	239	329
Number of Administration Pupils .. .. (Table 1, page 200)	3,757	3,949	4,495	5,498	7,239
Number of Mission Schools .. ..	2,560	2,643	2,773	3,111	3,054
Number of Mission Teachers .. ..	3,261	3,129	3,377	3,784	3,857
Number of Mission Pupils .. .. (Table 1, page 200)	91,389	83,506	88,492	106,559	110,672
Expenditure by Department of Education .. £	303,152	254,416	302,725	352,945	439,039
Value of Educational Aid to Missions .. £	48,879	50,474	56,597	70,040	60,638
Total Expenditure on Education .. .. £	436,853	426,796	520,964	756,400	815,749
(Table 13, page 209)					

## APPENDIX XXV.—RELIGIOUS MISSIONS.

	1951-52.	1952-53.	1953-54.	1954-55.	1955-56.
Number of Non-indigenous Missionaries .. ..	720	769	952	957	1,151
Estimated Number of Adherents .. .. (Table 1, page 212)	413,670	438,750	500,035	634,666	605,922
Expenditure on Health.. .. £	80,009	105,616	111,883	145,564	159,627
Expenditure on Education .. .. £	139,918	180,413	226,968	369,672	378,908
(Table 3, page 213)					

## APPENDIX I.

## POPULATION.

## 1. ENUMERATED AND ESTIMATED INDIGENOUS POPULATION AT 30TH JUNE, 1956.

District and Sub-district.	Enumerated.									Estimated.	Grand Total.
	Children.			Adults.			Persons.				
	Males.	Females.	Total.	Males.	Females.	Total.	Males.	Females.	Total.		
<b>Eastern Highlands—</b>											
Goroka .. ..	20,066	16,705	36,771	28,549	27,514	56,063	48,615	44,219	92,834	1,600	94,434
Chimbu .. ..	26,409	25,748	52,157	48,792	40,468	89,260	75,201	66,216	141,417	..	141,417
Kainantu .. ..	14,098	11,416	25,514	16,579	16,115	32,694	30,677	27,531	58,208	11,800	70,008
<b>Total .. ..</b>	<b>60,573</b>	<b>53,869</b>	<b>114,442</b>	<b>93,920</b>	<b>84,097</b>	<b>178,017</b>	<b>154,493</b>	<b>137,966</b>	<b>292,459</b>	<b>13,400</b>	<b>305,859</b>
<b>Western Highlands—</b>											
Mount Hagen .. ..	12,973	11,549	24,522	17,968	17,072	35,040	30,941	28,621	59,562	18,280	77,842
Wabag .. ..	20,784	17,451	38,235	30,101	29,448	59,549	50,885	46,899	97,784	24,420	122,204
Minj .. ..	7,890	7,042	14,932	13,130	11,219	24,349	21,020	18,261	39,281	2,770	42,051
<b>Total .. ..</b>	<b>41,647</b>	<b>36,042</b>	<b>77,689</b>	<b>61,199</b>	<b>57,739</b>	<b>118,938</b>	<b>102,846</b>	<b>93,781</b>	<b>196,627</b>	<b>45,470</b>	<b>242,097</b>
<b>Sepik(a)—</b>											
Wewak .. ..	3,839	3,400	7,239	7,109	5,473	12,582	10,948	8,873	19,821	..	19,821
Aitape .. ..	3,777	3,394	7,171	5,716	4,774	10,490	9,493	8,168	17,661	400	18,061
Maprik .. ..	14,413	12,644	27,057	22,151	19,024	41,175	36,564	31,668	68,232	..	68,232
Angoram .. ..	5,914	4,989	10,903	8,148	7,330	15,478	14,062	12,319	26,381	2,000	28,381
Lumi .. ..	6,464	5,494	11,958	11,622	9,360	20,982	18,086	14,854	32,940	5,120	38,060
Ambunti .. ..	3,636	3,341	6,977	5,630	5,490	11,120	9,266	8,831	18,097	8,500	26,597
Telefomin .. ..	887	774	1,661	1,191	983	2,174	2,078	1,757	3,835	12,900	16,735
<b>Total .. ..</b>	<b>38,930</b>	<b>34,036</b>	<b>72,966</b>	<b>61,567</b>	<b>52,434</b>	<b>114,001</b>	<b>100,497</b>	<b>86,470</b>	<b>186,967</b>	<b>28,920</b>	<b>215,887</b>
<b>Madang—</b>											
Madang Central .. ..	14,250	12,067	26,317	22,046	18,279	40,325	36,296	30,346	66,642	6,100	72,742
Bogia .. ..	4,679	4,315	8,994	9,514	7,464	16,978	14,193	11,779	25,972	..	25,972
Saidor .. ..	4,593	3,782	8,375	6,479	5,867	12,346	11,072	9,649	20,721	..	20,721
<b>Total .. ..</b>	<b>23,522</b>	<b>20,164</b>	<b>43,686</b>	<b>38,039</b>	<b>31,610</b>	<b>69,649</b>	<b>61,561</b>	<b>51,774</b>	<b>113,335</b>	<b>6,100</b>	<b>119,435</b>
<b>Morobe(b)—</b>											
Wantoat .. ..	1,909	1,611	3,520	2,528	2,687	5,215	4,437	4,298	8,735	..	8,735
Lac .. ..	6,085	6,003	12,088	8,863	9,372	18,235	14,948	15,375	30,323	..	30,323
Wau .. ..	2,644	2,327	4,971	3,172	2,998	6,170	5,816	5,325	11,141	4,000	15,141
Mumeng .. ..	3,154	2,869	6,023	4,960	4,629	9,589	8,114	7,498	15,612	6,000	21,612
Finschhafen .. ..	13,013	11,807	24,820	21,116	21,489	42,605	34,129	33,296	67,425	..	67,425
Kaiapit .. ..	2,890	2,502	5,392	4,613	4,391	9,004	7,503	6,893	14,396	..	14,396
Menyamy .. ..	2,520	1,965	4,485	2,416	2,744	5,160	4,936	4,709	9,645	15,000	24,645
Morobe .. ..	2,313	2,130	4,443	2,929	3,042	5,971	5,242	5,172	10,414	..	10,414
<b>Total .. ..</b>	<b>34,528</b>	<b>31,214</b>	<b>65,742</b>	<b>50,597</b>	<b>51,352</b>	<b>101,949</b>	<b>85,125</b>	<b>82,566</b>	<b>167,691</b>	<b>25,000</b>	<b>192,691</b>
<b>New Britain—</b>											
Rabaul(c) .. ..	6,616	5,782	12,398	9,007	7,462	16,469	15,623	13,244	28,867	..	28,867
Kokopo(c) .. ..	3,938	3,491	7,429	5,677	4,831	10,508	9,615	8,322	17,937	..	17,937
Talasea .. ..	5,269	4,960	10,229	7,830	6,682	14,512	13,099	11,642	24,741	387	25,128
Gasmata .. ..	4,868	4,505	9,373	8,305	7,012	15,317	13,173	11,517	24,690	200	24,890
<b>Total .. ..</b>	<b>20,691</b>	<b>18,738</b>	<b>39,429</b>	<b>30,819</b>	<b>25,987</b>	<b>56,806</b>	<b>51,510</b>	<b>44,725</b>	<b>96,235</b>	<b>587</b>	<b>96,822</b>
<b>New Ireland—</b>											
Kavieng .. ..	4,633	3,829	8,462	7,530	6,620	14,150	12,163	10,449	22,612	..	22,612
Namatanai .. ..	2,317	2,024	4,341	5,086	4,063	9,149	7,403	6,087	13,490	..	13,490
<b>Total .. ..</b>	<b>6,950</b>	<b>5,853</b>	<b>12,803</b>	<b>12,616</b>	<b>10,683</b>	<b>23,299</b>	<b>19,566</b>	<b>16,536</b>	<b>36,102</b>	<b>..</b>	<b>36,102</b>
<b>Bougainville—</b>											
Buka Passage .. ..	4,360	3,918	8,278	5,880	5,186	11,066	10,240	9,104	19,344	..	19,344
Buin .. ..	3,784	3,049	6,833	5,087	4,309	9,396	8,871	7,358	16,229	..	16,229
Kieta .. ..	2,633	2,360	4,993	4,387	4,118	8,505	7,020	6,478	13,498	..	13,498
<b>Total .. ..</b>	<b>10,777</b>	<b>9,327</b>	<b>20,104</b>	<b>15,354</b>	<b>13,613</b>	<b>28,967</b>	<b>26,131</b>	<b>22,940</b>	<b>49,071</b>	<b>..</b>	<b>49,071</b>
Manus .. ..	3,359	3,076	6,435	5,022	4,416	9,438	8,381	7,492	15,873	..	15,873
<b>Grand Total(d)</b>	<b>240,977</b>	<b>212,319</b>	<b>453,296</b>	<b>369,133</b>	<b>331,931</b>	<b>701,064</b>	<b>610,110</b>	<b>544,250</b>	<b>1,154,360</b>	<b>119,477</b>	<b>1,273,837</b>

(a) In the Sepik District the population of some sub-districts cannot be properly related to the figures reported in 1954-55, owing to a re-arrangement of sub-district boundaries. (b) In the Morobe District there was a re-arrangement of sub-district boundaries and creation of a new post at Wantoat. Total population of the District is lower than reported last year because of more accurate assessment of the uncounted population. (c) The North Baining area is now included in Rabaul sub-district instead of in Kokopo sub-district as last year. (d) Other variations from last year are due to further extension of the census and more accurate assessment of the uncounted population.

## APPENDIX I.—continued.

## 2. NON-INDIGENOUS POPULATION: RACIAL DISTRIBUTION AT 30TH JUNE, 1954 TO 1956.(a)

Race.	30th June, 1954.			30th June, 1955.			30th June, 1956.		
	Males.	Females.	Persons.	Males.	Females.	Persons.	Males.	Females.	Persons.
European .. ..	5,185	2,835	8,020	5,768	3,182	8,950	6,281	3,546	9,827
Asian—									
Chinese .. ..	1,327	865	2,192	1,401	956	2,357	1,415	963	2,378
Other .. ..	110	48	158	112	47	159	120	45	165
Total Asian ..	1,437	913	2,350	1,513	1,003	2,516	1,535	1,008	2,543
Others .. ..	579	493	1,072	581	498	1,079	580	505	1,085
Total .. ..	7,201	4,241	11,442	7,862	4,683	12,545	8,396	5,059	13,455

(a) Census figures at 30th June, 1954, and estimates for subsequent years.

## 3. PARTICULARS OF BIRTHS, DEATHS AND MARRIAGES OF NON-INDIGENOUS POPULATION, DURING THE YEAR ENDED 30TH JUNE, 1956.

Nationality.(a)	Births.			Deaths.			Marriages.
	Males.	Females.	Total.	Males.	Females.	Total.	
British .. ..	114	110	224	23	8	31	..
Australian Protected Person ..	4	5	9	..	..	..	..
Chinese .. ..	59	42	101	27	4	31	..
Dutch .. ..	2	3	5	1	..	1	..
Filipino .. ..	1	..	1	..	..	..	..
German .. ..	..	2	2	..	..	..	..
Guamese .. ..	1	1	2	1	..	1	..
Indonesian .. ..	..	1	1	..	2	2	..
Latvian .. ..	1	..	1	..	..	..	..
Polish .. ..	..	..	..	1	..	1	..
United States of America ..	9	11	20	2	1	3	..
Undefined (mixed race and others) ..	1	7	8	2	2	4	..
Total .. ..	192	182	374	57	17	74	(b)107

(a) In respect of births—nationality of father as shown in Information of Birth and Death forms.

(b) Details, by nationality, not available.

APPENDIX I.—*continued.*

## 4. NON-INDIGENOUS POPULATION: IMMIGRATION AND EMIGRATION DURING THE YEAR ENDED 30TH JUNE, 1956.

Nationality.	Immigration.			Emigration.		
	Males.	Females.	Total.	Males.	Females.	Total.
British .. .. .	5,553	2,271	7,824	5,186	2,049	7,235
Australian Protected Person .. .. .	41	46	87	70	75	145
British Protected Person .. .. .	20	12	32	22	16	38
Irish .. .. .	1	..	1	..	..	..
Austrian .. .. .	5	..	5	3	..	3
Belgian .. .. .	4	1	5	..	..	..
Bulgarian .. .. .	..	..	..	1	..	1
Chinese .. .. .	65	4	69	60	2	62
Cingalese .. .. .	2	..	2	1	..	1
Czechoslovakian .. .. .	6	..	6	6	1	7
Danish .. .. .	2	..	2	5	..	5
Dutch .. .. .	111	27	138	97	23	120
Estonian .. .. .	1	1	2	1	1	2
Filipino .. .. .	1	1	2	1	1	2
Finnish .. .. .	2	1	3	2	1	3
French .. .. .	8	2	10	6	2	8
German .. .. .	66	12	78	56	10	66
Greek .. .. .	1	..	1	2	..	2
Hungarian .. .. .	5	1	6	5	2	7
Indian .. .. .	5	..	5	2	..	2
Indonesian .. .. .	..	..	..	..	1	1
Israeli .. .. .	1	..	1	2	..	2
Italian .. .. .	17	2	19	17	..	17
Japanese .. .. .	2	..	2	1	..	1
Jordanian .. .. .	1	..	1	..	..	..
Latvian .. .. .	1	..	1	2	..	2
Lithuanian .. .. .	3	..	3	2	..	2
Norwegian .. .. .	4	..	4	3	..	3
Pakistani .. .. .	2	..	2	1	..	1
Persian .. .. .	..	1	1	..	1	1
Polish .. .. .	3	..	3	8	1	9
Russian .. .. .	1	..	1	3	..	3
Spanish .. .. .	1	..	1	..	..	..
Swedish .. .. .	14	2	16	9	2	11
Swiss .. .. .	11	7	18	9	1	10
Ukrainian .. .. .	2	..	2	2	..	2
United States of America .. .. .	86	34	120	64	25	89
<b>Total .. .. .</b>	<b>6,048</b>	<b>2,425</b>	<b>8,473</b>	<b>5,649</b>	<b>2,214</b>	<b>7,863</b>

## APPENDIX II.

## ADMINISTRATIVE STRUCTURE OF GOVERNMENT.

## 1. PUBLIC SERVICE OF PAPUA AND NEW GUINEA: POSITIONS FILLED AT 30TH JUNE, 1956.

Department or Branch.	Headquarters.	Papua.	New Guinea.	Unattached.	Total.
<i>Administrator—</i>					
(i) Administrative and Executive .. ..	5	..	5	1	..
(ii) Clerical .. ..	11	..	..	..	..
(iii) Others .. ..	6	..	5	..	33
<i>Civil Affairs—</i>					
(i) Administrative and Executive .. ..	3	..	..	..	..
(ii) Professional and Technical .. ..	..	..	..	..	..
(iii) Clerical .. ..	10	..	11	..	..
(iv) Others .. ..	23	1	11	..	59
<i>Police and Prisons—</i>					
(i) Administrative and Executive .. ..	2	..	2	..	..
(ii) Police Officers .. ..	3	27	30	..	..
(iii) Clerical .. ..	3	..	..	..	..
(iv) Others .. ..	3	..	1	..	71
<i>Government Printer—</i>					
(i) Administrative and Executive .. ..	1	..	..	..	..
(ii) Professional and Technical .. ..	9	..	..	..	..
(iii) Clerical .. ..	1	..	..	..	..
(iv) Others .. ..	1	..	..	..	12
<i>Stores and Supply and Transport—</i>					
(i) Administrative and Executive .. ..	2	..	..	..	..
(ii) Professional and Technical .. ..	..	..	..	..	..
(iii) Clerical .. ..	11	..	17	..	..
(iv) Others .. ..	28	2	37	..	97
<i>Works—</i>					
(i) Administrative and Executive .. ..	4	..	..	..	..
(ii) Professional and Technical .. ..	7	44	51	14	..
(iii) Clerical .. ..	15	..	..	1	..
(iv) Others .. ..	6	1	5	7	155
<i>Public Service Commissioner—</i>					
(i) Administrative and Executive .. ..	5	..	..	1	..
(ii) Clerical .. ..	14	..	..	..	..
(iii) Others .. ..	13	..	..	..	33
<i>Health—</i>					
(i) Administrative and Executive .. ..	8	..	..	..	..
(ii) Medical Assistants .. ..	..	27	63	17	..
(iii) Professional and Technical .. ..	..	74	129	39	..
(iv) Dental Officers .. ..	..	1	3	..	..
(v) Clerical .. ..	11	13	16	3	..
(vi) Others .. ..	8	1	15	4	432



APPENDIX II.—*continued.*1. PUBLIC SERVICE OF PAPUA AND NEW GUINEA: POSITIONS FILLED AT 30TH JUNE, 1956—*continued.*

Department or Branch.	Headquarters.	Papua.	New Guinea.	Unattached.	Total.
<i>Native Affairs—</i>					
(i) Administrative and Executive .. ..	9	..	..	..	..
(ii) Assistant District Officers, Patrol Officers and Cadet Patrol Officers .. .. .	3	75	121	61	..
(iii) District Officers .. .. .	1	6	9	3	..
(iv) Clerical .. .. .	8	5	16	15	..
(v) Co-operative Officers .. .. .	..	3	9	3	..
(vi) Others .. .. .	11	8	28	2	396
<i>Treasury—</i>					
(i) Administrative and Executive .. ..	6	..	1	..	..
(ii) Professional and Technical .. ..	..	..	..	..	..
(iii) Clerical .. .. .	33	..	17	..	..
(iv) Others .. .. .	16	..	1	..	74
<i>Agriculture, Stock and Fisheries, Headquarters—</i>					
(i) Administrative and Executive .. ..	2	..	..	..	..
(ii) Technical and Professional .. ..	20	4	12	..	..
(iii) Clerical .. .. .	9	..	..	..	..
(iv) Others .. .. .	5	..	..	..	52
<i>Division of Plant Industry—</i>					
(i) Administrative and Executive .. ..	1	..	..	..	..
(ii) Technical and Professional .. ..	8	3	19	..	..
(iii) Clerical .. .. .	..	..	1	..	..
(iv) Others .. .. .	1	..	..	..	33
<i>Division of Agricultural Extension—</i>					
(i) Administrative and Executive .. ..	2	..	1	..	..
(ii) Technical and Professional .. ..	4	14	29	..	..
(iii) Clerical .. .. .	..	..	3	..	..
(iv) Others .. .. .	1	..	4	..	58
<i>Division of Animal Industry—</i>					
(i) Administrative and Executive .. ..	1	..	..	..	..
(ii) Technical and Professional .. ..	2	14	21	..	..
(iii) Clerical .. .. .	..	..	..	..	..
(iv) Others .. .. .	2	1	..	..	41
<i>Division of Fisheries—</i>					
(i) Administrative and Executive .. ..	1	..	..	..	..
(ii) Technical and Professional .. ..	1	..	..	..	..
(iii) Clerical .. .. .	..	..	..	..	..
(iv) Others .. .. .	1	..	..	..	3
<i>Posts and Telegraphs—</i>					
(i) Administrative and Executive .. ..	6	..	1	..	..
(ii) Professional and Technical .. ..	32	1	42	..	..
(iii) Clerical .. .. .	29	1	26	..	..
(iv) Others .. .. .	26	..	5	..	169

## APPENDIX II.—continued.

## 1. PUBLIC SERVICE OF PAPUA AND NEW GUINEA: POSITIONS FILLED AT 30TH JUNE, 1956—continued.

Department or Branch.	Headquarters.	Papua.	New Guinea.	Unattached.	Total.
<i>Law—</i>					
(i) Administrative and Executive .. ..	3	..	..	..	..
(ii) Professional and Technical .. ..	11	..	2	..	..
(iii) Clerical .. ..	2	..	..	..	..
(iv) Others .. ..	10	..	2	..	30
<i>Registrar-General—</i>					
(i) Administrative and Executive .. ..	2	..	..	..	..
(ii) Professional and Technical .. ..	1	..	..	..	..
(iii) Clerical .. ..	..	..	..	..	..
(iv) Others .. ..	1	..	..	..	4
<i>Supreme Court—</i>					
(i) Administrative and Executive .. ..	1	..	..	..	..
(ii) Professional and Technical .. ..	..	..	..	..	..
(iii) Clerical .. ..	1	..	..	..	..
(iv) Others .. ..	1	..	..	..	3
<i>Public Curator—</i>					
(i) Administrative and Executive .. ..	2	..	..	..	..
(ii) Professional and Technical .. ..	..	..	..	..	..
(iii) Clerical .. ..	1	..	..	..	..
(iv) Others .. ..	1	..	..	..	4
<i>Land Titles Commissioner—</i>					
(i) Administrative and Executive .. ..	1	..	..	..	..
(ii) Professional and Technical .. ..	..	..	..	..	..
(iii) Clerical .. ..	2	..	..	..	..
(iv) Others .. ..	2	..	..	..	5
<i>Education—</i>					
(i) Administrative and Executive .. ..	6	..	..	..	..
(ii) Professional and Technical .. ..	27	46	91	..	..
(iii) Clerical .. ..	9	1	..	..	..
(iv) Others .. ..	5	1	1	..	187
<i>Lands, Surveys and Mines—</i>					
(i) Administrative and Executive .. ..	6	..	1	..	..
(ii) Professional and Technical .. ..	14	10	21	..	..
(iii) Clerical .. ..	9	1	1	2	..
(iv) Others .. ..	5	1	3	..	74
<i>Forests—</i>					
(i) Administrative and Executive .. ..	4	1	2	..	..
(ii) Professional and Technical .. ..	4	..	42	10	..
(iii) Clerical .. ..	6	..	..	..	..
(iv) Others .. ..	2	..	23	..	94
<i>Customs and Marine—</i>					
(i) Administrative and Executive .. ..	3	..	..	..	..
(ii) Professional and Technical .. ..	11	2	8	..	..
(iii) Clerical .. ..	9	9	17	..	..
(iv) Others .. ..	9	3	6	..	77
Total .. ..	625	401	987	183	2,196

## APPENDIX II.—continued.

## 3. PUBLIC SERVICE OF PAPUA AND NEW GUINEA : CLASSIFIED POSITIONS AND SALARIES AT 30TH JUNE, 1956.

The salary ranges quoted are standard rates and do not include Territorial Allowance which is paid at the following rates:—

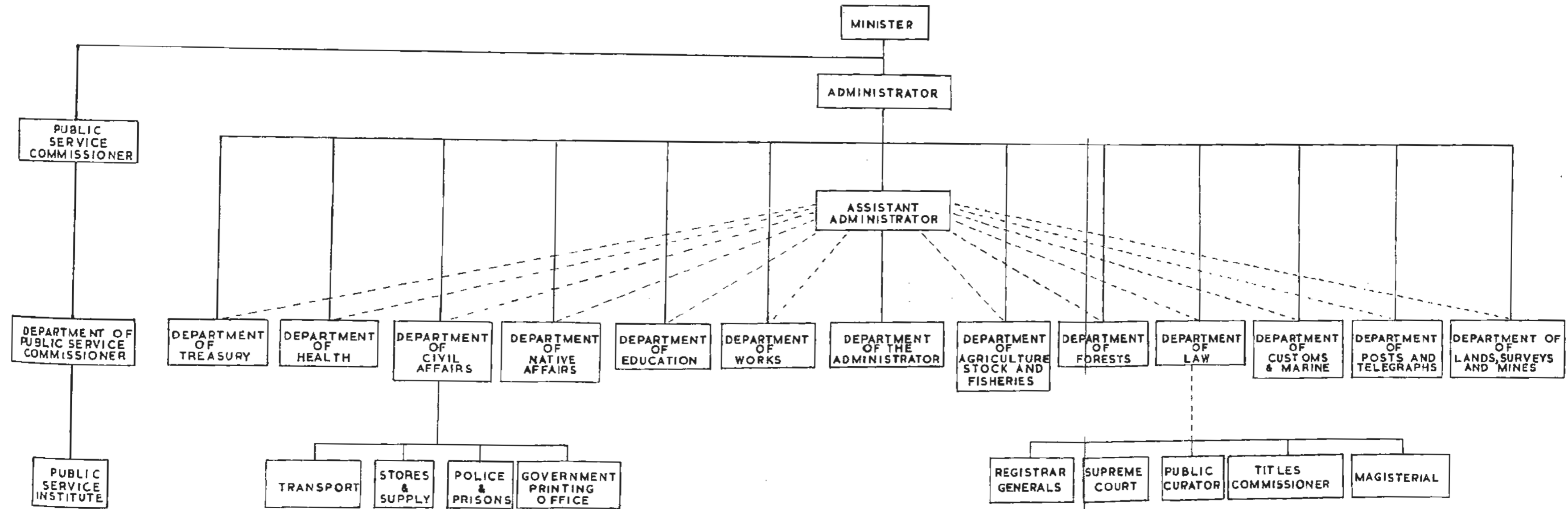
	£ per annum.
(i) married male officers .. .. .	250
(ii) unmarried officers, 18 years of age and over .. .. .	150
(iii) officers under 18 years of age other than married male officers .. .. .	75

In addition married officers other than first division officers receive a special Married Man's Allowance of £73 per annum.

Classified Positions (European).	No.	Salary Range.
		£
<i>Department of the Administrator.</i>		
Assistant Administrator .. .. .	1	3,000
Executive Officer (Economic Advisory) .. .. .	1	2,218–2,493
Executive Officer (Policy and Planning) .. .. .	1	2,218–2,493
Executive Officer (District Services) .. .. .	1	2,218–2,493
Executive Officer (International and Public Relations) .. .. .	1	1,998–2,163
District Commissioner .. .. .	17	2,108–2,273
Public Relations Officer .. .. .	1	1,888–2,053
Assistant Inspector .. .. .	1	1,888–2,053
Statistician .. .. .	1	1,668–1,833
Administrative Officer .. .. .	1	1,668–1,833
Clerk .. .. .	1	1,443–1,623
Clerk .. .. .	2	1,263–1,443
Official Secretary .. .. .	1	1,353
Clerk .. .. .	1	1,173–1,353
Clerk .. .. .	1	993–1,173
Clerk .. .. .	2	903–1,083
Clerk .. .. .	4	369–903
Photographer .. .. .	1	858–1,008
Assistant (Male), Grade 4 .. .. .	1	858–888
Assistant (Male), Grade 3 .. .. .	1	798–858
Steno-Secretary (Female) .. .. .	1	764–824
Typist (Female), Grade 3 .. .. .	1	724
Typist (Female), Grade 2 .. .. .	3	684
Typist (Female), Grade 1 .. .. .	4	354–654
	50	
<i>Department of the Public Service Commissioner.</i>		
Senior Inspector .. .. .	1	2,218–2,493
Inspector .. .. .	3	2,108–2,273
Public Service Inspector—New Guinea .. .. .	1	1,998–2,163
Assistant Inspector—Organization and Method .. .. .	2	1,888–2,053
Senior Training Officer .. .. .	1	1,888–2,053
Lecturer—Public Service Institute .. .. .	3	1,778–1,943
Staff and Industrial Officer .. .. .	1	1,533–1,723
Libraries Officer .. .. .	1	1,443–1,623
Welfare and Amenities Officer .. .. .	1	1,263–1,443
Clerk .. .. .	3	1,173–1,353
Clerk .. .. .	1	1,083–1,263
Clerk .. .. .	6	993–1,173
Clerk .. .. .	1	993–1,173
Assistant Training Officer .. .. .	1	903–1,083
Clerk .. .. .	2	903–1,083

2 ORGANIZATION CHART  
 TERRITORY OF PAPUA AND NEW GUINEA  
 ADMINISTRATION ORGANISATION AS AT 30TH JUNE 1956

APPENDIX II



APPENDIX II.—*continued.*3. PUBLIC SERVICE OF PAPUA AND NEW GUINEA: CLASSIFIED POSITIONS AND SALARIES AT 30TH JUNE, 1956—*continued.*

Classified Positions (European).	No.	Salary Range.
		£
<i>Department of the Public Service Commissioner—continued.</i>		
Clerk .. .. .	4	813-993
Clerk .. .. .	3	369-903
Instructress .. .. .	1	788
Assistant (Male), Grade 2 .. .. .	3	758-798
Typist (Female), Grade 3 .. .. .	1	724
Typist (Female), Grade 2 .. .. .	3	684
Typist (Female), Grade 1 .. .. .	5	354-654
Assistant (Female), Grade 1 .. .. .	2	339-604
	49	
<i>Department of Civil Affairs.</i>		
Director .. .. .	1	2,650
Chief of Division .. .. .	1	2,108-2,273
Accountant .. .. .	1	1,668-1,833
Property Officer .. .. .	1	1,353-1,533
Manager (Hostels) .. .. .	1	1,263-1,443
Principal Librarian .. .. .	1	1,443-1,623
Clerk (Trading Accounts) .. .. .	1	1,173-1,353
Curator (Parks and Gardens) .. .. .	3	1,083-1,263
Assistant Curator (Parks and Gardens) .. .. .	1	903-1,083
Clerk .. .. .	5	903-1,083
Librarian .. .. .	4	813-1,083
Clerk .. .. .	9	813-993
Clerk .. .. .	11	369-903
Assistant Librarian .. .. .	6	369-903
Meter Reader, Grade 2 .. .. .	1	858-888
Meter Reader, Grade 1 .. .. .	5	798-858
Typist (Female), Grade 3 .. .. .	1	724
Typist-in-Charge, Grade 1 .. .. .	1	704
Accounting Machinist (Female), Grade 2 .. .. .	1	684
Accounting Machinist (Female), Grade 1 .. .. .	1	354-654
Typist (Female), Grade 1 .. .. .	5	354-654
Assistant (Female) (Library), Grade 1 .. .. .	5	339-604
Assistant (Female), Grade 1 .. .. .	4	339-604
	70	
<i>Stores and Supply Branch—</i>		
Superintendent of Stores .. .. .	1	2,108-2,273
Assistant Superintendent of Stores .. .. .	1	1,533-1,723
Materials Inspection Officer .. .. .	1	1,353-1,533
Clerk .. .. .	1	1,173-1,353
Stores Inspector .. .. .	2	1,173-1,353
Stores Officer, Grade 3 .. .. .	3	1,173-1,353
Stores Officer, Grade 2 .. .. .	1	1,083-1,263
Clerk .. .. .	1	993-1,173
Stores Officer, Grade 1 .. .. .	1	993-1,173
Clerk .. .. .	4	903-1,083

## APPENDIX II.—continued.

## 3. PUBLIC SERVICE OF PAPUA AND NEW GUINEA: CLASSIFIED POSITIONS AND SALARIES AT 30TH JUNE, 1956—continued.

Classified Positions (European).	No.	Salary Range.
		£
<i>Stores and Supply Branch—continued.</i>		
Clerk .. .. .	8	813-993
Clerk .. .. .	5	369-903
Foreman Storeman (General) .. .. .	9	1,008
Foreman Storeman (Works) .. .. .	1	1,008
Foreman Storeman (Education) .. .. .	1	1,008
Storeholder (General) .. .. .	35	838-888
Storeholder (Works) .. .. .	7	838-888
Storeholder (Education) .. .. .	1	838-888
Despatch and Transit Officer .. .. .	4	838-888
Clerical Assistant, Grade 2 .. .. .	6	758-798
Typist, Grade 2 .. .. .	1	684
Typist, Grade 1 .. .. .	5	354-654
Clerical Assistant (Female), Grade 1 .. .. .	9	339-604
	108	
<i>Motor Transport Branch—</i>		
Chief Transport Officer .. .. .	1	1,998-2,163
Clerk .. .. .	3	813-993
Clerk .. .. .	4	369-903
Transport Inspector .. .. .	1	1,173-1,353
Transport Officer, Grade 2 .. .. .	2	1,173-1,353
Transport Officer, Grade 1 .. .. .	1	1,083-1,263
Assistant Transport Officer .. .. .	4	993-1,173
Foreman Mechanic, Grade 2 .. .. .	1	1,188-1,218
Foreman Mechanic, Grade 1 .. .. .	2	1,128-1,158
Senior Mechanic .. .. .	7	918-948
Motor Mechanic .. .. .	13	818-858
Panel Beater-Spray Painter .. .. .	2	818-858
Storeman, Grade 2 .. .. .	1	778-798
Storeman, Grade 1 .. .. .	2	718-758
Typist (Female), Grade 1 .. .. .	1	354-654
Operations Supervisor .. .. .	8	858-918
	53	
<i>Government Printing Office—</i>		
Government Printer .. .. .	1	1,668-1,833
Clerk .. .. .	1	813-993
Supervisor (Printing) .. .. .	1	1,248-1,308
Operator Compositor .. .. .	3	938-978
Reader Compositor .. .. .	2	928-968
Compositor .. .. .	1	898-938
Machinist .. .. .	5	898-938
Ruler Binder .. .. .	1	898-938
Copy Holder .. .. .	1	758-798
Typist (Female), Grade 1 .. .. .	1	354-654
	17	

APPENDIX II.—*continued.*3. PUBLIC SERVICE OF PAPUA AND NEW GUINEA: CLASSIFIED POSITIONS AND SALARIES AT 30TH JUNE, 1956—*continued.*

Classified Positions (European).	No.	Salary Range.
		£
<i>Police and Prisons Branch—</i>		
Commissioner .. .. .	1	1,998-2,163
Superintendent .. .. .	3	1,443-1,623
Inspector, 1st Class .. .. .	8	1,443-1,623
Inspector, 2nd Class .. .. .	9	1,173-1,353
Sub-Inspector .. .. .	42	903-1,083
Typist (Female), Grade 1 .. .. .	1	354-654
Station Officer .. .. .	2	1,018-1,038
Station Officer .. .. .	2	908-928
Sub-Inspector-in-Training .. .. .	8	722-878
	76	
<i>Corrective Institutions—</i>		
Controller.. .. .	1	1,888-2,053
<i>Department of Health.</i>		
Director .. .. .	1	2,950
Assistant Director .. .. .	3	2,823
Senior Medical Officer .. .. .	3	2,493
Specialist Medical Officer .. .. .	8	2,713
Medical Officer, Grades 1 and 2 .. .. .	66	1,888-2,273
Dental Officer .. .. .	4	1,668-1,833
Senior Pharmacist .. .. .	1	1,443-1,623
Pharmacist, Grade 2 .. .. .	4	1,263-1,443
Health Inspector, Grade 2 .. .. .	7	1,118-1,208
Health Inspector, Grade 1 .. .. .	3	1,008-1,098
Dental Mechanic .. .. .	4	848-888
Receptionist (Female) .. .. .	4	514-604
Senior Matron .. .. .	1	894-944
Matron .. .. .	3	774-814
Senior Nurse .. .. .	8	694-734
Nurse .. .. .	47	624-664
Radiographer, Grade 2 .. .. .	5	993-1,058
Radiographer, Grade 1 .. .. .	4	903-948
Pathological Assistant, Grade 2 .. .. .	8	948-1,058
Pathological Assistant, Grade 1 .. .. .	8	903-948
Senior Medical Assistant .. .. .	6	1,148-1,268
Medical Assistant, Grade 3 .. .. .	20	958-1,018
Medical Assistant, Grade 2 .. .. .	35	878-938
Medical Assistant, Grade 1 .. .. .	67	808-828
Administrative Officer .. .. .	1	1,443-1,623
Clerk .. .. .	1	1,173-1,353
Clerk .. .. .	1	993-1,173
Pharmacist, Grade 1 .. .. .	4	903-1,263
Clerk .. .. .	2	903-1,083
Clerk .. .. .	4	813-993
Clerk .. .. .	7	369-903
Clerk .. .. .	1	684
Typist (Female), Grade 2 .. .. .	6	354-654
Typist (Female), Grade 1 .. .. .		

## APPENDIX II.—continued.

## 3. PUBLIC SERVICE OF PAPUA AND NEW GUINEA: CLASSIFIED POSITIONS AND SALARIES AT 30TH JUNE, 1956—continued.

Classified Positions (European).	No.	Salary Range.
		£
<i>Department of Health—continued.</i>		
Storeman, Grade 2 .. .. .	3	838-888
Storeman, Grade 1 .. .. .	3	718-758
Dietitian (Female) .. .. .	1	694-734
Nutritionist Biochemist (Female)	1	749-1,199
X-ray Technician .. .. .	1	858-918
Technician, Hospital Equipment	1	858-918
Librarian (Female) .. .. .	1	369-929
Physiotherapist (Female) .. .. .	1	659-839
Surgical Fitter, Grade 3 .. .. .	1	918
Pre-School Officer (Female) .. .. .	1	1,379-1,424
Pre-School Teacher (Female) .. .. .	5	749-919
Nurse (Infant and Maternal Welfare)	4	624-664
Accountant .. .. .	1	1,533-1,723
Staff Inspector .. .. .	1	1,668-1,833
Officer-in-Charge (Stores) .. .. .	1	1,443-1,623
Cadet Medical Officer .. .. .	10	369-903
Clerk (Accounts) .. .. .	1	1,353-1,533
Malaria Control Officer .. .. .	1	1,443-1,623
Malaria Control Assistant .. .. .	13	878-938
Director (Administration) .. .. .	1	2,218-2,493
	399	
<i>Department of the Treasury.</i>		
Treasurer and Director of Finance .. .. .	1	2,800
Chief of Division .. .. .	1	2,108-2,273
Accountant .. .. .	1	1,888-2,053
Accountant .. .. .	1	1,778-1,943
Administrative Officer .. .. .	1	1,668-1,833
Senior Inspector .. .. .	1	1,668-1,833
District Sub-Accountant .. .. .	1	1,353-1,533
Clerk .. .. .	3	1,263-1,443
Clerk .. .. .	4	1,173-1,353
District Sub-Accountant .. .. .	1	1,173-1,353
Clerk .. .. .	8	1,083-1,263
Clerk .. .. .	6	993-1,173
Clerk .. .. .	18	903-1,083
Clerk .. .. .	2	813-993
Clerk .. .. .	10	369-903
Clerk .. .. .	4	758-798
Assistant (Male), Grade 2 .. .. .	1	724
Typist, Grade 3 .. .. .	1	704
Typist-in-Charge, Grade 1 .. .. .	1	704
Accounting Machinist-in-Charge .. .. .	4	354-654
Typist, Grade 1 .. .. .	5	354-654
Accounting Machinist, Grade 1 .. .. .	1	339-604
Assistant (Female), Grade 1 .. .. .	1	339-604
	76	



## APPENDIX II.—continued.

## 3. PUBLIC SERVICE OF PAPUA AND NEW GUINEA: CLASSIFIED POSITIONS AND SALARIES AT 30TH JUNE, 1936—continued.

Classified Positions (European).	No.	Salary Range.
		£
<i>Department of Native Affairs.</i>		
Director .. .. .	1	2,800
Chief of Division .. .. .	2	2,108-2,273
Executive Officer (Local Government) .. .. .	1	1,888-2,053
Senior Administrative Officer .. .. .	1	1,888-2,053
Executive Officer (Social Development) .. .. .	1	1,888-2,053
District Officer .. .. .	17	1,778-1,943
Anthropologist .. .. .	1	1,778-1,943
Executive Officer (Lands) .. .. .	1	1,778-1,943
Executive Officer (Labour) .. .. .	1	1,778-1,943
Registrar of Co-operatives .. .. .	1	1,778-1,943
Assistant District Officer, Grade 2 .. .. .	30	1,668-1,833
Assistant District Officer (Local Government), Grade 2 .. .. .	6	1,668-1,833
Chief Inspector (Co-operatives) .. .. .	1	1,533-1,723
Assistant Registrar (Co-operatives) .. .. .	2	1,533-1,723
Administrative Officer .. .. .	1	1,443-1,623
Assistant District Officer, Grade 1 .. .. .	36	1,443-1,623
Assistant District Officer (Local Government), Grade 1 .. .. .	10	1,443-1,623
Co-operatives Officer, Grade 3 .. .. .	5	1,443-1,623
Labour Officer, Grade 3 .. .. .	1	1,263-1,443
Clerk .. .. .	1	1,353-1,533
Anthropologist (Female) .. .. .	1	1,289-1,469
Co-operatives Officer, Grade 2 .. .. .	10	1,263-1,443
Patrol Officer, Grade 2 .. .. .	98	1,263-1,443
Senior Inspector of Labour .. .. .	1	1,263-1,443
Inspector of Labour .. .. .	14	1,173-1,353
Patrol Officer, Grade 1 .. .. .	80	903-1,263
Co-operatives Officer, Grade 1 .. .. .	16	993-1,173
Clerk .. .. .	5	993-1,173
Clerk .. .. .	20	903-1,083
Labour Officer, Grade 2 .. .. .	4	903-1,083
Clerk .. .. .	11	813-993
Labour Officer, Grade 1 .. .. .	13	813-993
Assistant Librarian .. .. .	1	369-749
Cadet Patrol Officer .. .. .	60	369-903
Co-operatives Officer-in-Training .. .. .	6	369-903
Clerk .. .. .	13	369-903
Supervisor (Labour) .. .. .	6	908-998
Overseer (Labour) .. .. .	14	798-858
Typist (Female), Grade 3 .. .. .	1	724
Typist-in-Charge (Female), Grade 1 .. .. .	1	704
Typist (Female), Grade 1 .. .. .	22	354-654
	517	
<i>Department of Law.</i>		
Secretary .. .. .	1	2,800
Magistrate .. .. .	3	2,163
Crown Law Officer .. .. .	1	2,218-2,493
Deputy Crown Law Officer .. .. .	2	2,108-2,273

APPENDIX II.—*continued.*3. PUBLIC SERVICE OF PAPUA AND NEW GUINEA: CLASSIFIED POSITIONS AND SALARIES AT 30TH JUNE, 1956—*continued.*

Classified Positions (European).	No.	Salary Range.
		£
<i>Department of Law—continued.</i>		
Registrar-General .. .. .	1	1,668-1,833
Public Curator .. .. .	1	1,668-1,833
Legal Officer, Grade 3 .. .. .	3	1,888-2,053
Administrative Officer .. .. .	1	1,443-1,623
Legal Officer, Grade 2 .. .. .	6	1,623-1,778
Draftsman, Grade 2 .. .. .	3	1,443-1,623
Legal Officer, Grade 1 .. .. .	2	431-1,578
Legislation and Publications Officer .. .. .	1	1,263-1,443
Draftsman, Grade 1 .. .. .	1	903-1,443
Deputy Registrar-General .. .. .	1	1,083-1,263
Deputy Public Curator .. .. .	1	1,083-1,263
Registrar, Supreme Court .. .. .	1	1,533-1,723
Clerk .. .. .	2	993-1,173
Clerk .. .. .	2	903-1,083
Inspector .. .. .	1	903-1,083
Clerk .. .. .	2	813-993
Librarian (Female) .. .. .	1	659-929
Clerk .. .. .	4	369-903
Typist, Grade 3 .. .. .	2	724
Typist, Grade 2 .. .. .	6	684
Typist, Grade 1 .. .. .	8	354-654
	57	
<i>Department of Education.</i>		
Director .. .. .	1	2,800
Chief of Division .. .. .	3	2,108-2,273
Superintendent .. .. .	2	1,998-2,163
District Education Officer, Grade 2 .. .. .	4	1,888-2,053
Inspector .. .. .	2	1,888-2,053
Principal Research Officer .. .. .	1	1,888-2,053
Officer-in-Charge (Female Education) .. .. .	1	1,624-1,789
Professional Assistant .. .. .	1	1,778-1,943
Executive Officer (Mission Relations) .. .. .	1	1,778-1,943
Headmaster .. .. .	10	1,778-1,943
District Education Officer, Grade 1 .. .. .	7	1,668-1,833
Education Officer, Grade 3 .. .. .	27	1,668-1,833
Research Officer .. .. .	2	1,443-1,623
Administrative Officer .. .. .	1	1,443-1,623
Education Officer, Grade 2 .. .. .	151	1,443-1,623
Clerk .. .. .	1	1,353-1,533
Clerk .. .. .	1	1,263-1,443
Education Officer, Grade 1 .. .. .	190	903-1,443
Clerk .. .. .	2	1,173-1,353
Clerk .. .. .	1	1,083-1,263
Clerk .. .. .	1	993-1,173
Clerk .. .. .	3	903-1,083
Clerk .. .. .	1	369-929
Librarian .. .. .	6	813-993
Clerk .. .. .	40	369-903
Cadet Education Officer .. .. .		

APPENDIX II.—*continued.*3. PUBLIC SERVICE OF PAPUA AND NEW GUINEA: CLASSIFIED POSITIONS AND SALARIES AT 30TH JUNE, 1956—*continued.*

Classified Positions (European).	No.	Salary Range.
		£
<i>Department of Education—continued.</i>		
Clerk .. .. .	14	369-903
Supervisor .. .. .	1	1,218-1,308
Instructor .. .. .	15	918-978
Senior Tradesman .. .. .	6	918-948
Storekeeper, Grade 2 .. .. .	4	838-888
Clerical Assistant (Male), Grade 3 .. .. .	3	798-858
Typist-in-Charge, Grade 1 .. .. .	1	704
Typist, Grade 2 .. .. .	1	684
Typist, Grade 1 .. .. .	10	354-654
Clerical Assistant, Grade 1 .. .. .	1	339-758
	516	
<i>Department of Agriculture, Stock and Fisheries.</i>		
<i>Headquarters—</i>		
Director .. .. .	1	2,800
Senior Administrative Officer .. .. .	1	1,888-2,053
Agricultural Officer, Grade 3 .. .. .	1	1,668-1,833
Agricultural Economist .. .. .	1	1,668-1,833
Biometrician .. .. .	1	1,443-1,623
Administrative Officer .. .. .	1	1,353-1,533
Clerk (Accounts) .. .. .	1	1,173-1,353
Clerk .. .. .	1	1,083-1,263
Clerk .. .. .	1	993-1,173
Registrar .. .. .	1	993-1,173
Curator, Parks and Gardens .. .. .	1	903-1,083
Clerk .. .. .	1	903-1,083
Assistant Agricultural Officer .. .. .	36	369-1,083
Clerk .. .. .	1	813-993
Librarian .. .. .	1	369-929
Cadet Veterinary Officer .. .. .	3	369-903
Cadet Agricultural Officer .. .. .	17	369-903
Clerk .. .. .	1	369-903
Agricultural Machinery Expert .. .. .	1	1,173
Field Assistant .. .. .	3	998
Mechanic .. .. .	1	838-888
Clerical Assistant, Grade 2 .. .. .	2	758-798
Typist, Grade 2 .. .. .	1	684
Typist, Grade 1 .. .. .	6	354-654
	86	
<i>Division of Plant Industry—</i>		
Chief Division of Plant Industry .. .. .	1	2,108-2,273
Economic Botanist .. .. .	1	1,778-1,943
Senior Entomologist .. .. .	1	1,778-1,943
Senior Agricultural Chemist .. .. .	1	1,778-1,943
Land Use Officer .. .. .	1	1,778-1,943
Senior Agronomist .. .. .	1	1,778-1,943

## APPENDIX II.—continued.

## 3. PUBLIC SERVICE OF PAPUA AND NEW GUINEA: CLASSIFIED POSITIONS AND SALARIES AT 30TH JUNE, 1956—continued.

Classified Positions (European).	No.	Salary Range
		£
<i>Department of Agriculture, Stock and Fisheries—continued.</i>		
<i>Division of Plant Industry—continued.</i>		
Agronomist, Grade 3 .. .. .	5	1,668-1,833
Plant Pathologist, Grade 3 .. .. .	1	1,668-1,833
Plant Ecologist .. .. .	1	1,668-1,833
Entomologist, Grade 3 .. .. .	1	1,668-1,833
Soils Chemist .. .. .	1	1,668-1,833
Biochemist .. .. .	1	1,668-1,833
Soil Survey Officer, Grade 3 .. .. .	1	1,668-1,833
Plant Introduction Officer .. .. .	1	1,668-1,833
Agronomist, Grade 2 .. .. .	4	1,443-1,623
Entomologist, Grade 2 .. .. .	1	1,443-1,623
Soil Survey Officer, Grade 2 .. .. .	1	1,443-1,623
Plant Pathologist, Grade 2 .. .. .	1	1,443-1,623
Manager, Grade 3 .. .. .	2	1,263-1,443
Agronomist, Grade 1 .. .. .	8	903-1,443
Plant Pathologist, Grade 1 .. .. .	1	903-1,443
Entomologist, Grade 1 .. .. .	3	903-1,443
Soil Survey Officer, Grade 1 .. .. .	2	903-1,443
Agricultural Officer, Grade 1 .. .. .	2	903-1,443
Laboratory Officer .. .. .	1	903-1,443
Manager, Grade 2 .. .. .	4	1,083-1,263
Clerk .. .. .	1	993-1,173
Manager, Grade 1 .. .. .	3	903-1,083
Assistant Agricultural Officer .. .. .	3	369-1,083
Technical Assistant .. .. .	1	1,008-1,098
Clerical Assistant, Grade 2 .. .. .	1	758-798
Overseer, Grade 2 .. .. .	1	718-858
Typist, Grade 1 .. .. .	1	354-654
	59	
<i>Division of Animal Industry—</i>		
Chief, Division of Animal Industry .. .. .	1	2,108-2,273
Senior Veterinary Officer .. .. .	2	1,888-2,053
Senior Animal Husbandry Officer .. .. .	1	1,888-2,053
Veterinary Officer, Grade 3 .. .. .	2	1,668-1,833
Animal Husbandry Officer, Grade 3 .. .. .	1	1,668-1,833
Parasitologist, Grade 3 .. .. .	1	1,668-1,833
Pathologist Bacteriologist, Grade 3 .. .. .	1	1,668-1,833
Animal Ecologist .. .. .	1	1,668-1,833
Veterinary Officer, Grade 2 .. .. .	2	1,533-1,723
Animal Husbandry Officer, Grade 2 .. .. .	1	1,533-1,723
Parasitologist, Grade 2 .. .. .	1	1,533-1,723
Pathologist Bacteriologist, Grade 2 .. .. .	1	1,533-1,723
Manager, Grade 3 .. .. .	2	1,263-1,443
Stock Inspector, Grade 3 .. .. .	2	1,263-1,443
Veterinary Officer, Grade 1 .. .. .	3	1,263-1,443
Animal Husbandry Officer, Grade 1 .. .. .	2	1,263-1,443
Laboratory Officer .. .. .	1	903-1,353
Manager, Grade 2 .. .. .	6	1,083-1,263

## APPENDIX II.—continued.

## 3. PUBLIC SERVICE OF PAPUA AND NEW GUINEA: CLASSIFIED POSITIONS AND SALARIES AT 30TH JUNE, 1956—continued.

Classified Positions (European).	No.	Salary Range.
		£
<i>Department of Agriculture, Stock and Fisheries—continued.</i>		
<i>Division of Animal Industry—continued.</i>		
Stock Inspector, Grade 2 .. .. .	3	1,083-1,263
Assistant Animal Husbandry Officer .. .. .	7	903-1,083
Manager, Grade 1 .. .. .	2	903-1,083
Stock Inspector, Grade 1 .. .. .	3	903-1,083
Clerk .. .. .	1	903-1,083
Clerk .. .. .	1	813-993
Overseer, Grade 2 .. .. .	10	718-858
Typist, Grade 1 .. .. .	1	354-654
Laboratory Assistant, Grade 2 .. .. .	2	878-968
	61	
<i>Division of Agricultural Extension</i>		
Chief, Division of Extension .. .. .	1	2,108-2,273
Senior Agricultural Officer .. .. .	3	1,778-1,943
Agricultural Officer, Grade 3 .. .. .	7	1,668-1,833
Commerce Officer .. .. .	1	1,443-1,623
Agricultural Officer, Grade 2 .. .. .	9	1,443-1,623
Plantation Inspector .. .. .	1	1,353-1,533
Senior Produce Inspector .. .. .	1	1,353-1,533
Publications Officer .. .. .	1	1,668-1,833
Manager, Grade 3 .. .. .	1	1,263-1,443
Agricultural Officer, Grade 1 .. .. .	27	903-1,083
Produce Inspector .. .. .	9	1,083-1,263
Manager, Grade 2 .. .. .	2	1,083-1,263
Clerk .. .. .	1	993-1,173
Manager, Grade 1 .. .. .	1	903-1,083
Clerk .. .. .	3	903-1,083
Assistant Agricultural Officer .. .. .	41	369-1,083
Clerk .. .. .	2	813-993
Clerk .. .. .	1	369-903
Clerk .. .. .	4	1,098-1,158
Mechanical Equipment Inspector .. .. .	2	968-1,058
Project Manager .. .. .	2	838-888
Mechanic .. .. .	1	668-858
Overseer, Grade 2 .. .. .	1	354-654
Typist, Grade 1 .. .. .	1	354-654
	122	
<i>Division of Fisheries—</i>		
Chief of Division .. .. .	1	2,108-2,273
Biologist, Grade 3 .. .. .	1	1,668-1,833
Biologist, Grade 2 .. .. .	1	1,443-1,623
Fishing Master .. .. .	1	1,443-1,623
Biologist, Grade 1 .. .. .	1	903-1,443
Clerk .. .. .	1	813-993
Technical Assistant, Grade 3 .. .. .	1	1,008-1,098
Fishing Master Engineer .. .. .	1	1,058-1,142

APPENDIX II.—*continued.*3. PUBLIC SERVICE OF PAPUA AND NEW GUINEA: CLASSIFIED POSITIONS AND SALARIES AT 30TH JUNE, 1956—*continued.*

Classified Positions (European).	No.	Salary Range.
		£
<i>Department of Agriculture, Stock and Fisheries—continued.</i>		
<i>Division of Fisheries—continued.</i>		
Master Engineer .. .. .	1	974-1,058
Technical Assistant, Grade 2 .. .. .	1	878-968
Technical Assistant, Grade 1 .. .. .	3	838-878
Typist, (Female), Grade 1 .. .. .	1	354-654
	14	
<i>Department of Forests.</i>		
Director .. .. .	1	2,500
Chief of Division .. .. .	4	2,108-2,273
Reserve Settlement Officer .. .. .	1	1,778-1,943
Regional Forest Officer .. .. .	5	1,778-1,943
Administrative Officer .. .. .	1	1,668-1,833
Draftsman and Photogrammetrist, Grade 3 .. .. .	1	1,668-1,833
Plant Ecologist and Assistant Botanist .. .. .	1	1,668-1,833
Biometrician .. .. .	1	1,668-1,833
Senior Forest Officer .. .. .	5	1,443-1,623
Draftsman, Grade 2 .. .. .	2	1,443-1,623
Forest Entomologist .. .. .	1	1,443-1,623
Accountant .. .. .	1	1,443-1,623
Clerk .. .. .	1	1,353-1,533
Clerk .. .. .	1	1,263-1,443
Investigating Officer .. .. .	1	903-1,443
Forest Road Engineer .. .. .	1	903-1,443
Forest Officer .. .. .	7	903-1,443
Draftsman, Grade 1 .. .. .	2	903-1,443
Clerk .. .. .	4	993-1,173
Clerk .. .. .	10	903-1,083
Clerk .. .. .	1	813-993
Librarian and Air Photo Interpreter .. .. .	1	659-929
Librarian .. .. .	1	659-929
Clerk .. .. .	2	369-903
Cadet Forest Officer .. .. .	12	369-903
Mill Manager .. .. .	2	1,458
Senior Forest Ranger .. .. .	4	1,208-1,298
Forest Ranger .. .. .	6	1,048-1,198
Mill Foreman .. .. .	2	1,158-1,188
Technical Assistant, Grade 3 .. .. .	1	1,008-1,098
Laboratory Assistant, Grade 2 .. .. .	1	878-968
Motor Transport and Equipment Officer .. .. .	2	914-948
Sawdoctor .. .. .	2	918-978
Assistant Forest Ranger .. .. .	8	808-958
Power House Operator .. .. .	2	838-858
Laboratory Assistant, Grade 1 .. .. .	1	722-878
Bush Supervisor .. .. .	2	888-928
Sawyer .. .. .	10	838-858
Tractor Operator Mechanic .. .. .	7	838-858
Kiln Operator .. .. .	2	818-858
Truck Driver .. .. .	2	798-838

## APPENDIX II.—continued.

## 3. PUBLIC SERVICE OF PAPUA AND NEW GUINEA: CLASSIFIED POSITIONS AND SALARIES AT 30TH JUNE, 1956—continued.

Classified Positions (European).	No.	Salary Range.
		£
<i>Department of Forests—continued.</i>		
Wood Machinist .. .. .	2	838-858
Tally Orderman .. .. .	2	738-778
Typist, Grade 2 .. .. .	1	684
Accounting Machinist, Grade 1 .. .. .	1	354-654
Typist, Grade 1 .. .. .	13	354-654
Tracer (Female) .. .. .	1	354-654
	142	
<i>Department of Lands, Surveys and Mines.</i>		
Director .. .. .	1	2,650
Chief, Division of Lands .. .. .	1	2,108-2,273
Chief, Division of Surveys .. .. .	1	2,108-2,273
Chief, Division of Mines .. .. .	1	1,998-2,163
Mining Engineer .. .. .	1	1,668-1,833
Senior Valuer .. .. .	1	1,778-1,943
Senior Draftsman .. .. .	1	1,778-1,943
Valuer, Grade 3 .. .. .	3	1,668-1,833
Surveyor, Grade 3 .. .. .	3	1,668-1,833
Mining Warden .. .. .	1	1,668-1,833
Mines Inspector .. .. .	1	1,668-1,833
Mining Registrar .. .. .	1	1,533-1,723
Surveyor, Grade 2 .. .. .	14	1,443-1,623
Draftsman, Grade 2 .. .. .	8	1,443-1,623
Senior Field Officer, .. .. .	1	1,443-1,623
Assayer .. .. .	1	1,443-1,623
Administrative Officer .. .. .	1	1,443-1,623
Clerk .. .. .	1	1,353-1,533
Surveyor, Grade 1 .. .. .	5	903-1,443
Draftsman, Grade 1 .. .. .	5	903-1,443
Field Officer .. .. .	4	1,353-1,443
Clerk .. .. .	1	1,173-1,353
Clerk .. .. .	2	993-1,173
Clerk .. .. .	2	903-1,083
Clerk .. .. .	3	813-993
Clerk .. .. .	5	369-903
Clerk .. .. .	4	369-903
Cadet Surveyor .. .. .	5	903-1,083
Assistant Surveyor .. .. .	1	1,238
Driller and Tester .. .. .	22	728-808
Chainman .. .. .	1	684
Typist (Female), Grade 2 .. .. .	2	354-654
Typist (Female), Grade 1 .. .. .	1	490-654
Tracer (Female) .. .. .	1	724
Typist, Grade 3 .. .. .	2	369-903
Cadet Valuer .. .. .	1	1,778-1,943
Town Planner .. .. .	1	818-858
Assistant (Plan Printing), Grade 2 .. .. .	1	
	110	

## APPENDIX II.—continued.

## 3. PUBLIC SERVICE OF PAPUA AND NEW GUINEA: CLASSIFIED POSITIONS AND SALARIES AT 30TH JUNE, 1956—continued.

Classified Positions (European).	No.	Salary Range.
		£
<i>Department of Customs and Marine.</i>		
Chief Collector .. .. .	1	2,500
Assistant Chief Collector .. .. .	1	1,888-2,053
Officer-in-Charge, Marine Branch .. .. .	1	1,668-1,833
Collector, Grade 3 .. .. .	2	1,443-1,623
Collector, Grade 2 .. .. .	2	1,353-1,533
Harbour Master .. .. .	3	1,353-1,533
Engineer Surveyor .. .. .	2	1,353-1,533
Hydrographic Surveyor .. .. .	1	1,353-1,533
Collector, Grade 1 .. .. .	2	1,083-1,263
Assistant Collector .. .. .	3	993-1,173
Assistant Hydrographic Surveyor .. .. .	1	993-1,173
Clerk .. .. .	8	903-1,083
Clerk .. .. .	4	813-993
Clerk .. .. .	9	369-903
Master Engineer .. .. .	14	918-948
Assistant (Male), Grade 2 .. .. .	7	758-798
Wharf Officer .. .. .	2	778-838
Typist (Female), Grade 2 .. .. .	1	684
Typist (Female), Grade 1 .. .. .	4	354-654
Accounting Machinist (Female), Grade 1 .. .. .	1	354-654
Assistant (Female), Grade 1 .. .. .	4	339-604
	73	
<i>Department of Posts and Telegraphs.</i>		
Director .. .. .	1	2,500
Chief Engineer .. .. .	1	2,108-2,273
Superintendent (Postal Services) .. .. .	1	1,998-2,163
Sectional Engineer .. .. .	1	1,888-2,053
Regional Engineer .. .. .	3	1,888-2,053
Superintendent (Telephones) .. .. .	1	1,668-1,833
Accountant .. .. .	1	1,668-1,833
Superintendent (Personnel) .. .. .	1	1,668-1,833
Sectional Draftsman .. .. .	1	1,668-1,833
Group Engineer .. .. .	4	1,533-1,723
Postmaster, Grade 4 .. .. .	1	1,533-1,668
Draftsman, Grade 2 .. .. .	1	1,443-1,623
Radio Inspector, Grade 3 .. .. .	1	1,443-1,623
Clerk .. .. .	1	1,353-1,533
Inspector (Postal Services) .. .. .	2	1,353-1,533
Costing Officer .. .. .	1	1,353-1,533
Sub-Accountant .. .. .	1	1,353-1,533
Supervising Technician (Radio), Grade 4 .. .. .	1	1,338-1,368
Supervising Technician (Telecommunications), Grade 4 .. .. .	1	1,338-1,368
Postmaster, Grade 3 .. .. .	2	1,308-1,488
Radio Inspector, Grade 1 .. .. .	1	1,263-1,443
Supervising Technician (Workshops), Grade 3 .. .. .	1	1,248-1,308
Supervising Technician (Radio), Grade 3 .. .. .	3	1,248-1,308
Supervising Technician (Telecommunications), Grade 3 .. .. .	3	1,248-1,308
Supervising Technician (Telecommunications), Grade 2 .. .. .	3	1,188-1,218
Clerk .. .. .	3	1,173-1,353
Technical Instructor, Grade 2 .. .. .	3	1,158-1,308



## APPENDIX II.—continued.

## 3. PUBLIC SERVICE OF PAPUA AND NEW GUINEA: CLASSIFIED POSITIONS AND SALARIES AT 30TH JUNE, 1956—continued.

Classified Positions (European).	No.	Salary Range.
<i>Department of Posts and Telegraphs—continued.</i>		
Clerk .. .. .	1	1,083-1,263
Telegraph Supervisor, Grade 2 .. .. .	2	1,083-1,173
Traffic Officer .. .. .	1	1,083-1,263
Clerk .. .. .	5	1,083-1,263
Line Inspector .. .. .	3	1,068-1,218
Postmaster, Grade 2 .. .. .	2	1,038-1,218
Postmaster, Grade 2 (Relief) .. .. .	1	1,038-1,218
Senior Postal Clerk, Grade 2 .. .. .	2	1,038-1,128
Foreman Storeman, Grade 1 .. .. .	4	1,008
Telegraph Supervisor, Grade 1 .. .. .	6	993-1,083
Clerk .. .. .	5	993-1,173
Senior Radio Telegraphist .. .. .	8	978-1,038
Line Foreman, Grade 2 .. .. .	9	978
Senior Technician (Radio) .. .. .	13	978-1,038
Senior Technician (Telecommunications) .. .. .	4	978-1,038
Senior Postal Clerk, Grade 1 .. .. .	2	948-1,038
Senior Carpenter .. .. .	1	918-948
Senior Motor Mechanic .. .. .	1	918-948
Clerk .. .. .	2	903-1,083
Senior Postal Assistant .. .. .	3	898
Line Foreman, Grade 1 (Relief) .. .. .	4	888-918
Line Foreman, Grade 1 .. .. .	18	888-918
Senior Painter .. .. .	1	888-918
Clerical Assistant, Grade 4 .. .. .	1	858-888
Technician (Telecommunications) .. .. .	13	818-918
Technician (Radio) .. .. .	8	818-918
Monitor .. .. .	4	818-858
Technician (Light and Power) .. .. .	1	818-918
Clerk .. .. .	3	813-993
Postmaster, Grade 1 .. .. .	8	808-958
Radio Telephone Operator .. .. .	9	758-818
Storeman, Grade 2 .. .. .	1	778-798
Accounting Machinist (Female), Grade 3 .. .. .	1	724
Radio Telegraphist (Relief) .. .. .	4	723-903
Radio Telegraphist .. .. .	3	723-903
Postal Assistant (Relief) .. .. .	8	718-858
Postal Assistant .. .. .	24	718-858
Typist-in-Charge (Female), Grade 1 .. .. .	1	704
Typist (Female), Grade 2 .. .. .	1	684
Clerk .. .. .	5	369-903
Phonogram Operator (Female) .. .. .	3	354-614
Typist (Female), Grade 1 .. .. .	3	354-654
Teletypewriter Operator (Female) .. .. .	9	354-654
Accounting Machinist (Female), Grade 1 .. .. .	1	354-654
Telephonist (Female) (Relief) .. .. .	3	354-614
Telephonist (Female) .. .. .	11	354-614
Clerical Assistant, Grade 1 (Relief) .. .. .	3	339-758
Clerical Assistant, Grade 1 .. .. .	6	339-758
Postmaster, Grade 1 (Relief) .. .. .	1	808-958
	277	

APPENDIX II.—*continued.*3. PUBLIC SERVICE OF PAPUA AND NEW GUINEA: CLASSIFIED POSITIONS AND SALARIES AT 30TH JUNE, 1956—*continued.*

Classified Positions (European).	No.	Salary Range.
		£
<i>Department of Works.</i>		
Director .. .. .	1	2,650
Assistant Director .. .. .	1	2,218-2,493
Chief of Division (Works) .. .. .	1	2,108-2,273
Superintendent (Buildings) .. .. .	1	1,668-1,833
Engineer (Civil), Grade 3 .. .. .	1	1,668-1,833
Architect, Grade 3 .. .. .	1	1,668-1,833
Administrative Officer .. .. .	1	1,668-1,833
Accountant .. .. .	1	1,533-1,723
Engineer (Mechanical and Electrical) .. .. .	1	1,443-1,623
Regional Engineer, Grade 2 .. .. .	4	1,443-1,623
Architect, Grade 2 .. .. .	1	1,443-1,623
Surveyor, Grade 2 .. .. .	1	1,443-1,623
Draftsman, Grade 2 .. .. .	1	1,443-1,623
Clerk .. .. .	1	1,353-1,533
Surveyor, Grade 1 .. .. .	1	903-1,443
Draftsman, Grade 1 .. .. .	2	903-1,443
Clerk .. .. .	1	1,263-1,443
Clerk .. .. .	10	993-1,173
Clerk .. .. .	1	903-1,083
Clerk .. .. .	2	813-993
Clerk .. .. .	5	369-903
Senior Works Supervisor .. .. .	1	1,458
Clerk of Works .. .. .	1	1,218-1,308
Supervisor (Buildings) .. .. .	7	1,218-1,308
Supervisor (Roads) .. .. .	1	1,158-1,218
Foreman Carpenter .. .. .	2	1,158-1,188
Foreman Plumber .. .. .	1	1,128-1,158
Foreman Painter .. .. .	1	1,018-1,048
Senior Cabinetmaker .. .. .	2	918-948
Senior Carpenter .. .. .	46	918-948
Senior Plumber .. .. .	13	918-948
Senior Electrician .. .. .	4	918-948
Senior Wood Machinist .. .. .	1	898-928
Senior Painter .. .. .	18	888-918
Powerhouse Operator .. .. .	7	838-858
Plant Operator .. .. .	6	798-858
Overseer (Roads and Bridges) .. .. .	13	798-858
Mechanic .. .. .	4	818-858
Clerical Assistant (Male), Grade 2 .. .. .	1	758-798
Chainman .. .. .	2	728-748
Storeman .. .. .	5	718-758
Typist-in-Charge, Grade 1 .. .. .	1	704
Accounting Machinist (Female), Grade 1 .. .. .	1	354-654
Typist (Female), Grade 1 .. .. .	8	354-654
Tracer (Female) .. .. .	1	354-654
Assistant (Female), Grade 1 .. .. .	1	514-654
	187	

## APPENDIX II.—continued.

## 4. EUROPEAN STAFF: NUMBER BY DEPARTMENT AND DISTRICT OF EMPLOYMENT AT 30TH JUNE, 1956.

Department or Branch.	Eastern Highlands.	Western Highlands.	Sepik.	Madang.	Morobe.	New Britain.	New Ireland.	Bougainville.	Manus.	Total New Guinea.	Territory of Papua.	Headquarters.	Unattached.	Total.
Administrator .. .. .	1	..	2	1	2	2	..	1	1	10	..	22	1	33
Civil Affairs—														
Headquarters .. .. .	1	..	2	2	7	9	1	..	..	22	1	36	..	59
Police and Prisons .. .. .	4	..	1	2	11	13	1	..	1	33	27	11	..	71
Government Printer .. .. .	..	..	..	..	..	..	..	..	..	..	..	12	..	12
Stores and Supply and Transport .. .. .	4	2	5	11	15	16	..	..	1	54	2	41	..	97
Works .. .. .	7	3	9	9	8	12	2	3	3	56	45	32	22	155
Public Service Commissioner .. .. .	..	..	..	..	..	..	..	..	..	..	..	32	1	33
Health .. .. .	20	17	20	27	63	49	14	12	4	226	116	27	63	432
Native Affairs .. .. .	25	16	24	20	26	29	17	15	11	183	97	32	84	396
Treasury .. .. .	3	..	3	3	4	5	1	..	..	19	..	55	..	74
Posts and Telegraphs .. .. .	4	..	2	7	24	32	2	1	2	74	2	93	..	169
Law .. .. .	..	..	..	..	2	2	..	..	..	4	..	26	..	30
Registrar-General .. .. .	..	..	..	..	..	..	..	..	..	..	..	4	..	4
Supreme Court .. .. .	..	..	..	..	..	..	..	..	..	..	..	3	..	3
Public Curator .. .. .	..	..	..	..	..	..	..	..	..	..	..	4	..	4
Land Titles Commissioner .. .. .	..	..	..	..	..	..	..	..	..	..	..	5	..	5
Education .. .. .	5	3	10	5	18	39	6	3	3	92	48	47	..	187
Lands, Surveys and Mines .. .. .	1	..	1	2	12	8	2	..	..	26	12	34	2	74
Forests .. .. .	..	..	..	..	48	19	..	..	..	67	1	16	10	94
Customs and Marine .. .. .	..	..	1	6	10	11	1	..	2	31	14	32	..	77
Agriculture, Stock and Fisheries—														
Headquarters .. .. .	3	..	1	1	2	1	..	1	3	12	4	36	..	52
Division of Plant Industry .. .. .	3	..	..	..	5	12	..	..	..	20	3	10	..	33
Division of Agricultural Extension .. .. .	4	1	3	6	8	9	2	3	1	37	14	7	..	58
Division of Animal Industry .. .. .	6	6	..	..	6	3	..	..	..	21	15	5	..	41
Division of Fisheries .. .. .	..	..	..	..	..	..	..	..	..	..	..	3	..	3
<b>Total .. .. .</b>	<b>91</b>	<b>48</b>	<b>84</b>	<b>102</b>	<b>271</b>	<b>271</b>	<b>49</b>	<b>39</b>	<b>32</b>	<b>987</b>	<b>401</b>	<b>625</b>	<b>183</b>	<b>2,196</b>

## 5. PATROLS CONDUCTED BY FIELD STAFF AND NUMBER OF INSPECTION VISITS BY DISTRICT OFFICERS DURING THE YEAR ENDED 30TH JUNE, 1956.

District.	Headquarters.	Number of Patrols.	Number of Days on Patrol.	Inspections by District Officers.
Eastern Highlands .. .. .	Goroka .. .. .	38	1,013	32
Western Highlands .. .. .	Mt. Hagen .. .. .	16	416	16
Sepik .. .. .	Wewak .. .. .	48	799	109
Madang .. .. .	Madang .. .. .	31	936	19
Morobe .. .. .	Lae .. .. .	34	965	37
New Britain .. .. .	Rabaul .. .. .	31	893	3
New Ireland .. .. .	Kavieng .. .. .	24	822	18
Bougainville .. .. .	Sohano .. .. .	29	639	12
Manus.. .. .	Lorengau .. .. .	12	395	6
<b>Grand Total .. .. .</b>	<b>.. .. .</b>	<b>263</b>	<b>6,878</b>	<b>252</b>

## APPENDIX II.—continued.

6. AREAS UNDER ADMINISTRATION CONTROL OR INFLUENCE AT 30TH JUNE, 1955 AND 1956.  
(Area in Square Miles).

District.	Total Area.		Area under Control.		Area under Influence.		Area under Partial Influence.		Area Penetrated by Patrols (Restricted Area).	
	1954-55.	1955-56.	1954-55.	1955-56.	1954-55.	1955-56.	1954-55.	1955-56.	1954-55.	1955-56.
Eastern Highlands ..	6,900	6,900	4,800	4,800	1,000	1,500	500	400	600	200
Western Highlands ..	9,600	9,600	5,600	5,600	2,500	2,500	700	700	800	800
Sepik .. .. .	30,200	30,200	21,600	21,600	1,700	1,900	2,000	1,800	4,900	4,900
Madang .. .. .	10,800	10,800	9,000	9,000	1,600	1,600	200	200	..	..
Morobe .. .. .	12,700	12,700	11,600	11,700	500	600	200	200	400	200
New Britain .. ..	14,100	14,100	13,700	13,700	300	400	100	..	..	..
New Ireland .. ..	3,800	3,800	3,800	3,800	..	..	..	..	..	..
Bougainville .. ..	4,100	4,100	4,100	4,100	..	..	..	..	..	..
Manus .. .. .	800	800	800	800	..	..	..	..	..	..
<b>Total .. .. .</b>	<b>93,000</b>	<b>93,000</b>	<b>75,000</b>	<b>75,100</b>	<b>7,600</b>	<b>8,500</b>	<b>3,700</b>	<b>3,300</b>	<b>6,700</b>	<b>6,100</b>

## 7. NUMBER OF VILLAGE OFFICIALS AND COUNCILLORS AT 30TH JUNE, 1956.

District.	Luluais.	Tutulais.	Medical Tutulais.	Total Village Officials.	Councillors (Local Government Councils).	Total Village Officials and Councillors.
Eastern Highlands .. ..	667	926	..	1,593	..	1,593
Western Highlands .. ..	318	440	..	758	..	758
Sepik .. .. .	1,168	1,303	901	3,372	..	3,372
Madang .. .. .	701	603	400	1,704	..	1,704
Morobe .. .. .	1,030	1,034	648	2,712	..	2,712
New Britain .. .. .	548	530	307	1,385	105	1,490
New Ireland .. .. .	380	363	312	1,055	..	1,055
Bougainville .. .. .	436	404	150	990	..	990
Manus .. .. .	73	66	20	159	31	190
<b>Total .. .. .</b>	<b>5,321</b>	<b>5,669</b>	<b>2,738</b>	<b>13,728</b>	<b>136</b>	<b>13,864</b>

## 8. NATIVE WAR DAMAGE COMPENSATION: CLAIMS AND PAYMENTS DURING 1955-56 AND TOTAL AT 30TH JUNE, 1956.

District.	1955-56.		Total at 30th June, 1956.	
	Number of Claims.	Amount Paid.	Number of Claims.	Amount Paid.
Eastern Highlands .. ..	2	£ 7	189	£ 3,110
Western Highlands .. ..	..	..	208	1,020
Sepik .. .. .	61	1,975	31,554	324,223
Madang .. .. .	75	1,157	13,775	87,324
Morobe .. .. .	378	7,104	12,699	164,749
New Britain .. .. .	3,460	39,380	30,446	630,970
New Ireland .. .. .	9	309	10,760	134,293
Bougainville .. .. .	128	3,857	15,403	327,380
Manus .. .. .	13	257	2,509	44,195
<b>Total .. .. .</b>	<b>4,126</b>	<b>54,046</b>	<b>117,543</b>	<b>1,717,264</b>

NOTE.—Payments made during 1945-46 and 1946-47 were not recorded separately for Papua and New Guinea and are not included in the above table. They amount to £189,667 paid in the two Territories.

## APPENDIX III.

## JUSTICE.

## 1. CASES TRIED BEFORE THE COURTS OF THE TERRITORY DURING THE PERIOD 1ST JULY, 1955, TO 30TH JUNE, 1956.

(1) *Supreme Court.*(a) *In its Criminal Jurisdiction—*

Offence.	Charged.	Convicted.	Discharged.	<i>Notte Prosequi.</i>	Sentence.
<b>1. Offences against the Person—</b>					
Concealment of Birth .. .. .	1	1	..	..	Rising of Court
Murder .. .. .	56	(a) 41	..	15	Wilful murder (33)—Death recorded. Murder (6)—2 years to 5 years I.H.L.
Attempted Murder .. .. .	5	5	..	..	3 years I.H.L.
Manslaughter .. .. .	27	(b) 22	5	..	9 months to 2 years I.H.L.
Rape .. .. .	18	(c) 12	6	..	1 year to 4 years I.H.L.
Other Offences against Females ..	56	48	4	4	Rising of Court to 8 years I.H.L.
Unnatural Offences .. .. .	6	4	2	..	18 months to 3 years I.H.L.
Suicide, Attempted .. .. .	2	2	..	..	£5 bond to be of good behaviour 1 year and come up for sentence when called within 1 year
Assault, Common .. .. .	1	1	..	..	9 months I.H.L.
Assault, Aggravated .. .. .	15	10	2	3	Rising of Court to 3 years I.H.L.
Other Offences against the Person ..	2	2	..	..	6 months and 9 months I.H.L.
<b>Total .. .. .</b>	<b>189</b>	<b>148</b>	<b>19</b>	<b>22</b>	
<b>2. Offences against Property—</b>					
Housebreaking .. .. .	25	22	..	3	18 months to 3 years I.H.L.
Embezzlement and Stealing as a Servant .. .. .	2	2	..	..	2 years I.H.L.
Larceny, Other .. .. .	11	9	..	2	4 months to 3 years I.H.L.
Atson .. .. .	1	1	..	..	3 years I.H.L.
Other Offences against Property ..	2	1	..	1	4 months I.H.L.
<b>Total .. .. .</b>	<b>41</b>	<b>35</b>	<b>..</b>	<b>6</b>	
<b>3. Forgery and Offences against the Currency—</b>					
Forgery and Uttering Forged Instruments .. .. .	3	3	..	..	8 months to 2 years I.H.L.
<b>Total .. .. .</b>	<b>3</b>	<b>3</b>	<b>..</b>	<b>..</b>	
<b>4. Offences against Good Order—</b>					
Indecent, Riotous or Offensive Conduct .. .. .	5	4	1	..	4 months to 18 months I.H.L.
<b>Total .. .. .</b>	<b>5</b>	<b>4</b>	<b>1</b>	<b>..</b>	

(a) Includes 2 convicted of manslaughter only—2 years and 5 years I.H.L. (b) Includes 5 convicted of unlawful assault only—2 months to 6 months I.H.L.  
(c) Includes 1 found to be of unsound mind—Detention during Administrator's pleasure.

APPENDIX III.—*continued.*(1) *Supreme Court—continued.*(a) *In its Criminal Jurisdiction—continued.*

Offence.	Charged.	Convicted.	Discharged.	Nolle Prosequi.	Sentence.
5. Offences not Included in Preceding Classes— Offences against— Gold Mining Ordinance ..	1	1	..	..	Bond 12 months to come up for sentence if called
Total .. .. .	1	1	..	..	
Grand Total .. .. .	239	191	20	28	
Comprising—Europeans .. .. .	9	4	5	..	
Asians .. .. .	..	..	..	..	
Other Non-Indigenes .. .. .	1	..	1	..	
Indigenes .. .. .	229	187	14	28	

(b) *In its Appellate Jurisdiction—*

Appeals from Inferior Courts—Five heard of which 3 upheld and 2 disallowed.

(c) *Appeals from the Supreme Court of Popua and New Guinea—*

Nil.

(d) *In its Probate Jurisdiction—*

The following Grants were made:—

Probate .. .. .	..	..	..	..	..	..	6
Reseals of Probate .. .. .	..	..	..	..	..	..	9
Orders to Administer .. .. .	..	..	..	..	..	..	2
Orders to Administer with Will annexed	..	..	..	..	..	..	1
Letters of Administration .. .. .	..	..	..	..	..	..	1
Letters of Administration with Will annexed	..	..	..	..	..	..	1
Total Number of Grants .. .. .	..	..	..	..	..	..	20
Elections to Administer filed .. .. .	..	..	..	..	..	..	10

(e) *In its Civil Jurisdiction—*

Thirty-two Writs of Summons were issued.  
Fifteen Motions and Petitions were heard.

(f) *Matrimonial Causes—*

Eight Petitions for Dissolution of Marriage were filed.

## APPENDIX III.—continued.

## (2) District Courts.

Offences Charged.	Europeans.			Asians.			Indigenes.		
	Cases Tried.	Number Convicted.	Referred to Supreme Court.	Cases Tried.	Number Convicted.	Referred to Supreme Court.	Cases Tried.	Number Convicted.	Referred to Supreme Court.
<b>1. Offences against the Person—</b>									
Murder .. .. .	..	..	..	4	..	4	60	..	60
Attempted Murder .. .. .	..	..	..	..	..	..	1	..	..
Manslaughter .. .. .	..	..	..	..	..	..	5	..	4
Rape .. .. .	1	..	..	..	..	..	8	..	8
Other Offences against Females .. .. .	3	..	2	..	..	..	24	..	23
Unnatural Offences .. .. .	5	..	4	..	..	..	4	..	4
Suicide, Attempted .. .. .	..	..	..	..	..	..	1	..	1
Assault, Common .. .. .	26	21	..	..	..	..	29	19	..
Assault, Aggravated .. .. .	2	1	1	1	..	..	14	6	7
<b>Total .. .. .</b>	<b>37</b>	<b>22</b>	<b>7</b>	<b>5</b>	<b>..</b>	<b>4</b>	<b>146</b>	<b>23</b>	<b>107</b>
<b>2. Offences against Property—</b>									
Burglary .. .. .	..	..	..	..	..	..	5	..	4
Housebreaking .. .. .	2	..	2	..	..	..	14	..	14
Robbery and Stealing from the Person .. .. .	..	..	..	..	..	..	1	..	1
Embezzlement and Stealing as a Servant .. .. .	..	..	..	..	..	..	1	..	1
Larceny, Other .. .. .	2	..	2	4	2	..	396	375	10
Fraud and False Pretences .. .. .	5	5	..	..	..	..	3	..	3
Arson .. .. .	..	..	..	..	..	..	1	..	1
Malicious Damage .. .. .	8	7	..	..	..	..	5	5	..
Other Offences against Property .. .. .	1	1	..	1	1	..	69	64	..
<b>Total .. .. .</b>	<b>18</b>	<b>13</b>	<b>4</b>	<b>5</b>	<b>3</b>	<b>..</b>	<b>495</b>	<b>444</b>	<b>34</b>
<b>3. Forgery and Offences against the Currency—</b>									
Forgery and uttering Forged Instruments .. .. .	1	..	1	..	..	..	2	..	2
<b>Total .. .. .</b>	<b>1</b>	<b>..</b>	<b>1</b>	<b>..</b>	<b>..</b>	<b>..</b>	<b>2</b>	<b>..</b>	<b>2</b>
<b>4. Offences against Good Order—</b>									
Drunkenness .. .. .	18	18	..	4	4	..	..	..	..
Driving a Motor Vehicle while under Influence of Intoxicating Liquor or Drug .. .. .	8	8	..	..	..	..	3	3	..
Driving a Motor Vehicle in a Manner or at a Speed dangerous to the Public .. .. .	10	10	..	..	..	..	19	19	..
Obscene, Threatening or Abusive Language .. .. .	9	9	..	..	..	..	2	2	..
Indecent, Riotous or Offensive Conduct .. .. .	2	2	..	3	3	..	12	9	2
Other Offences against Good Order .. .. .	2	2	..	1	1	..	23	20	3
<b>Total .. .. .</b>	<b>49</b>	<b>49</b>	<b>..</b>	<b>8</b>	<b>8</b>	<b>..</b>	<b>59</b>	<b>53</b>	<b>5</b>

## APPENDIX III.—continued.

## (2) District Courts.—continued.

Offences Charged.	Europeans.			Asians.			Indigenes.		
	Cases Tried.	Number Convicted.	Referred to Supreme Court.	Cases Tried.	Number Convicted.	Referred to Supreme Court.	Cases Tried.	Number Convicted.	Referred to Supreme Court.
5. Offences not included in Preceding Classes—									
Offences against—									
Arms, Liquor and Opium Prohibition Ordinance ..	3	3	..	17	14	..	23	22	..
Motor Traffic Ordinance and Regulations ..	97	91	..	23	21	..	199	199	..
Public Health Regulations ..	..	..	..	..	..	..	15	15	..
Other Ordinances ..	12	11	1	9	9	..	36	36	..
Total .. ..	112	105	1	49	44	..	273	272	..
Grand Total .. ..	217	189	13	67	55	4	975	794	148

## (3) Courts for Native Affairs.

Offences Charged.	Tried.	Convicted.
1. Offences against the Person—		
Abduction .. ..	32	23
Offences against Females .. ..	29	27
Assault .. ..	783	754
Total .. ..	844	804
2. Offences against Property—		
Larceny .. ..	287	270
Fraud and False Pretences .. ..	4	4
Other .. ..	5	5
Total .. ..	296	279
4. Offences against Good Order—		
Drinking or in Possession of Intoxicating Liquor .. ..	240	235
Vagrancy .. ..	43	37
Obscene, Threatening or Abusive Language .. ..	154	148
Indecent, Riotous or Offensive Conduct .. ..	1,594	1,554
Other Offences against Good Order .. ..	954	920
Total .. ..	2,985	2,894



## APPENDIX III.—continued.

## (3) Courts for Native Affairs.—continued.

Offences Charged:	Tried.	Convicted.
5. Offences not included in Preceding Classes—		
Perjury and Subornation .. .. .	11	11
Disobeying of Court Order .. .. .	193	188
Disobeying or obstructing Performance of an Order given under Statutory Authority .. .. .	328	305
Contempt of Court .. .. .	10	10
Offences against Laws relating to—		
Adultery .. .. .	553	550
Census .. .. .	62	60
Gambling Suppression .. .. .	426	401
Public Health .. .. .	194	184
Sorcery .. .. .	56	53
Native Local Government .. .. .	120	118
Wives and Children .. .. .	69	58
Other .. .. .	6	6
Total .. .. .	2,028	1,944
Grand Total .. .. .	6,153	5,921

## APPENDIX IV.

## PUBLIC FINANCE.

## 1. REVENUE AND EXPENDITURE DURING THE YEARS 1951-52 TO 1955-56.

Revenue and Expenditure.	1951-52.	1952-53.	1953-54.	1954-55.	1955-56.
Initial Surplus .. .. .	£ (a)	£ (a)	£ (a)	£ (a)	£ (a)
Revenue—					
Internal Receipts .. .. .	1,486,375	1,544,542	1,991,713	2,008,445	2,411,861
Grant by Commonwealth Government of Australia	3,126,059	2,769,543	3,103,076	4,396,209	4,901,737
Total Revenue Fund .. .. .	4,612,434	4,314,085	5,094,789	6,404,654	7,313,598
Expenditure .. .. .	4,612,434	4,314,085	5,094,789	6,404,654	7,313,598
Closing Surplus .. .. .	(a)	(a)	(a)	(a)	(a)

(a) The annual grants by the Government of the Commonwealth are made to the Territory of Papua and New Guinea. The closing surplus on account of the two Territories was—

	£
1951-52 .. .. .	560,511
1952-53 .. .. .	383,962
1953-54 .. .. .	440,246
1954-55 .. .. .	468,285
1955-56 .. .. .	621,397

## 2. REVENUE DURING THE YEARS 1951-52 TO 1955-56.

Source.	1951-52.	1952-53.	1953-54.	1954-55.	1955-56.
	£	£	£	£	£
Customs .. .. .	1,000,284	1,041,033	1,261,589	1,428,463	1,601,820
Licences .. .. .	28,194	36,862	42,665	47,276	53,330
Stamp Duty .. .. .	9,508	5,728	19,814	11,077	13,477
Postal .. .. .	54,094	62,715	70,514	77,834	80,351
Land Revenue .. .. .	23,055	32,270	35,653	80,716	59,511
Mining Receipts .. .. .	87,704	117,996	79,885	74,468	63,314
Fees and Fines .. .. .	35,568	37,298	37,801	45,186	12,307
Health Revenue .. .. .	(a)	(a)	(a)	(a)	22,136
Sale of Stores .. .. .	89,561	13,156	8,298	6,746	(b)
Forestry .. .. .	103,848	92,663	139,813	143,875	203,145
Agriculture .. .. .	7,525	8,873	9,663	8,814	12,128
Public Utilities .. .. .	(b)	(b)	(b)	(b)	106,527
Miscellaneous .. .. .	47,034	95,948	286,018	83,990	183,815
Total—Internal Receipts .. .. .	1,486,375	1,544,542	1,991,713	2,008,445	2,411,861
Grant by Commonwealth Government of Australia	3,126,059	2,769,543	3,103,076	4,396,209	4,901,737
Total—Revenue .. .. .	4,612,434	4,314,085	5,094,789	6,404,654	7,313,598

(a) Included in "Fees and Fines".

(b) Included in "Miscellaneous".

## APPENDIX IV.—continued.

## 3. EXPENDITURE OUT OF REVENUE DURING THE YEARS 1951-52 TO 1955-56.

Heads of Expenditure.	1951-52.	1952-53.	1953-54.	1954-55.	1955-56.
	£	£	£	£	£
Special Appropriation .. .. .	9,392	13,783	16,510	7,597	10,467
Department of the Administrator(f) .. .. .	7,150	8,459	6,028	(a) 25,722	(a) 94,648
Legislative and Executive Councils .. .. .	2,485	4,461	3,399	5,263	6,300
Government Secretary (Civil Affairs)(f) .. .. .	29,602	46,548	58,249	40,159	34,281
Police and Prisons .. .. .	280,054	274,024	301,910	347,772	400,172
Works Branch .. .. .	.. .. .	.. .. .	.. .. .	19,358	65,117
Public Service Commissioner .. .. .	11,289	12,235	21,180	64,769	79,432
Native Labour Branch .. .. .	17,367	(b)	(b)	(b)	(b)
District Services and Native Affairs(f) .. .. .	861,405	758,232	695,184	629,409	(e) 714,233
Registry of Co-operative Societies .. .. .	11,228	17,043	19,167	20,733	24,834
Public Health .. .. .	987,465	848,801	905,962	1,228,694	1,503,501
Treasury .. .. .	64,091	94,083	78,923	79,740	87,870
Government Printer .. .. .	10,765	10,534	13,833	16,196	21,758
Government Stores .. .. .	63,295	71,551	105,034	77,389	102,004
Motor Transport .. .. .	(c)	(c)	(c)	43,413	146,107
Posts and Telegraphs .. .. .	130,851	141,112	159,537	197,165	325,801
Education .. .. .	300,155	249,727	297,492	347,869	439,039
Public Library Service .. .. .	2,997	4,689	5,233	5,076	5,788
Agriculture, Stock and Fisheries—					
Headquarters .. .. .	24,510	27,189	47,850	52,904	70,718
Agricultural Extension .. .. .	51,824	51,967	55,922	84,831	120,650
Animal Industry .. .. .	63,559	71,597	82,966	90,689	81,805
Plant Industry .. .. .	58,326	61,082	65,231	86,621	110,147
Production and Marketing .. .. .	4,850	1,353	4,701	(d)	(d)
Lands, Surveys and Mines .. .. .	25,791	42,423	53,185	87,949	105,926
Native Lands Commission .. .. .	.. .. .	2,304	406	810	477
Department of Law .. .. .	17,817	22,650	23,863	37,667	44,218
Titles Commission .. .. .	194	2,377	2,915	5,717	6,290
Forests .. .. .	107,003	140,061	151,175	162,893	216,268
Customs Branch .. .. .	22,834	34,232	34,349	40,106	45,362
Marine Branch .. .. .	125,724	91,095	59,245	67,603	78,711
Prices Branch .. .. .	1,196	2,459	.. .. .	.. .. .	.. .. .
Maintenance .. .. .	447,742	489,166	681,764	673,833	713,346
Capital Works .. .. .	686,529	530,140	907,856	1,365,634	1,327,105
Capital Assets .. .. .	184,944	188,708	235,720	491,073	331,223
<b>Total—Expenditure out of Revenue .. .. .</b>	<b>4,612,434</b>	<b>4,314,085</b>	<b>5,094,789</b>	<b>6,404,654</b>	<b>7,313,598</b>

(a) Includes Salaries Judges and Commissioners formerly shown in Special Appropriation. (b) Included in Department of District Services and Native Affairs. (c) Included in Government Stores. (d) Included in Other Agriculture Divisions. (e) "Native Affairs" only. (f) Expenditure for 1955-56 is not directly comparable with that of previous years because of changes in departmental organization. See Part V., Chapter 4.

## APPENDIX V.

## TAXATION.

See Part VI, Section 1, Chapter 2 of this report.

## APPENDIX VI.

## MONEY AND BANKING.

A. Information as to the total amount of currency in circulation in the Territory is not available.

B. The foreign exchange requirements of the Territory are provided through the banking system of the Administering Authority.

C. The money market rates applying in the Territory at 30th June, 1956, were the same as the rates applying in Australia. The rates were as set out below—

Particulars.	Rate per Annum.
	Per cent.
Commonwealth Bank of Australia—	
Rural Credits Department—	
Government guaranteed loans .. .. .	4
Other loans .. .. .	4½
Mortgage Bank Department Loans .. .. .	5
Industrial Finance Department—	
Term loans .. .. .	6*
Commonwealth Savings Bank—	
Loans to Local Government Authorities .. .. .	5½-5½
Crédit Foncier Housing Loans .. .. .	5
Commonwealth Trading Bank—	
Overdraft—General (Maximum Rate) .. .. .	6*
Local Government Authorities .. .. .	5
Other Trading Banks—Overdraft (Maximum Rate)	6*
Life Assurance Companies—Loans on own policies	6
Commonwealth Loans—Long Term .. .. .	5
Fixed Deposits with Trading Banks—	
Three months .. .. .	2½
Six months .. .. .	2½
Twelve months .. .. .	2½
Twenty-four months .. .. .	3
Savings Banks—	
Deposits of Individuals—	
On first £1,000 .. .. .	2½
On amount in excess of £1,000 but not exceeding £1,500 .. .. .	1½

\* This is the maximum rate. Average rate on all advances should not exceed 5½ per cent.

D. Two of the banks which have branches or agencies operating in the Territory are registered in Australia and one in London. These banks do now show separately in their published accounts details of business relating to the Territory of New Guinea.

E. Information is not available regarding the number of loans made and the classification of loans according to purposes for which they were made.

## APPENDIX VII.

## COMMERCE AND TRADE.

## 1. VALUE OF OVERSEAS TRADE DURING THE YEARS 1951-52 TO 1955-56.

NOTE.—Figures for years prior to 1955-56 have been revised since previous issue, all figures stated hereunder being on the basis of value f.o.b.

	1951-52.	1952-53.	1953-54.	1954-55.	1955-56.
	£	£	£	£	£
<b>Imports—</b>					
Private .. .. .	5,981,881	5,569,440	7,718,965	8,125,902	(a)
Government .. .. .	1,430,939	954,384	867,059	1,451,186	(a)
<b>Total Imports .. .. .</b>	<b>7,412,820</b>	<b>6,523,824</b>	<b>8,586,024</b>	<b>9,577,088</b>	<b>10,280,029</b>
<b>Exports—</b>					
New Guinea Produce (excluding gold) .. .. .	5,164,956	6,187,249	8,124,592	8,249,844	8,156,167
Gold .. .. .	1,707,401	2,147,766	1,409,480	1,339,473	1,064,279
Items not of New Guinea Origin .. .. .	694,463	975,750	510,322	471,324	665,177
<b>Total Exports .. .. .</b>	<b>7,566,820</b>	<b>9,310,765</b>	<b>10,044,394</b>	<b>10,060,641</b>	<b>9,885,623</b>
<b>Total Trade .. .. .</b>	<b>14,979,640</b>	<b>15,834,589</b>	<b>18,630,418</b>	<b>19,637,729</b>	<b>20,165,652</b>

(a) Not separately recorded.

## 2. IMPORTS DURING THE YEAR ENDED 30TH JUNE, 1956: VALUE BY DIVISIONS AND SECTIONS (S.I.T.C.) AND PORTS OF ENTRY.

Section and Division.	Port of Entry.						Total Value.
	Rabaul.	Lae.	Madang.	Kavieng.	Lorengau.	Wewak.	
	£	£	£	£	£	£	£
<b>Section 0.—Food—</b>							
Division 00 Live animals of types used chiefly for food	4,513	1,677	117	..	..	..	6,307
Division 01 Meat and meat preparations .. .. .	267,168	270,200	214,126	42,842	10,127	23,012	827,475
Division 02 Dairy products, eggs and honey .. .. .	57,521	61,692	30,513	6,655	1,431	4,147	161,959
Division 03 Fish and fish preparations .. .. .	74,210	30,187	24,106	6,981	1,757	4,267	141,508
Division 04 Cereals and cereal preparations .. .. .	372,289	182,340	162,193	71,285	16,977	21,390	826,474
Division 05 Fruit (including edible nuts, fruit juices) and vegetables .. .. .	60,053	46,115	24,359	7,857	3,076	3,251	144,711
Division 06 Sugar and sugar preparations .. .. .	56,925	43,041	32,833	11,093	4,648	2,570	151,130
Division 07 Coffee, tea, cocoa, spices and manufactures thereof .. .. .	28,967	27,741	18,710	4,524	1,661	2,379	83,982
Division 08 Feeding stuff for animals (not including milled cereals) .. .. .	12,358	16,187	2,397	1,670	..	142	32,754
Division 09 Miscellaneous food preparations .. .. .	46,377	34,639	37,635	7,031	2,136	7,679	135,497
<b>Total Section 0 .. .. .</b>	<b>980,381</b>	<b>713,819</b>	<b>547,009</b>	<b>159,938</b>	<b>41,813</b>	<b>68,837</b>	<b>2,511,797</b>
<b>Section 1.—Beverages and Tobacco—</b>							
Division 11 Beverages .. .. .	87,571	85,694	47,677	13,549	15,958	3,879	254,328
Division 12 Tobacco and tobacco manufactures .. .. .	187,658	66,484	64,604	38,456	18,671	5,827	381,700
<b>Total Section 1 .. .. .</b>	<b>275,229</b>	<b>152,178</b>	<b>112,281</b>	<b>52,005</b>	<b>34,629</b>	<b>9,706</b>	<b>636,028</b>

## APPENDIX VII.—continued.

## 2. IMPORTS DURING THE YEAR ENDED 30TH JUNE, 1956: VALUE BY DIVISIONS AND SECTIONS (S.I.T.C.) AND PORTS OF ENTRY—continued.

Section and Division.	Port of Entry.						Total Value.
	Rabaul.	Lae.	Madang.	Kavieng.	Lorengau.	Wewak.	
	£	£	£	£	£	£	£
<b>Section 2.—Crude Materials, Inedible—</b>							
Division 21 Hides, skins and fur skins, undressed ..	1	..	10	..	..	..	11
Division 22 Oil-seeds, oil nuts and oil kernels ..	..	2	7	..	..	..	9
Division 23 Crude rubber, including synthetic and re-claimed ..	..	..	..	..	..	..	..
Division 24 Wood, lumber and cork ..	11,808	750	3,070	8,879	30	392	24,929
Division 25 Pulp and waste paper ..	1,105	457	419	61	72	208	2,322
Division 26 Textile fibres (not manufactured into yarn, thread or fabrics) and waste ..	1,046	2,764	368	97	26	..	4,301
Division 27 Crude fertilizers and crude minerals, (excluding coal, petroleum and precious stones) ..	4,089	4,117	6,039	262	376	983	15,866
Division 28 Metalliferous ores and metal scrap ..	..	..	..	..	..	..	..
Division 29 Animal and vegetable crude materials, inedible, n.e.s. ..	2,129	20,136	27,536	94	19	..	49,914
<b>Total Section 2 ..</b>	<b>20,178</b>	<b>28,226</b>	<b>37,449</b>	<b>9,393</b>	<b>523</b>	<b>1,583</b>	<b>97,352</b>
<b>Section 3.—Mineral Fuels, &amp;c.—</b>							
Division 31 Mineral fuels, lubricants and related materials ..	226,745	240,594	53,013	14,144	162	4,026	538,684
<b>Total Section 3 ..</b>	<b>226,745</b>	<b>240,594</b>	<b>53,013</b>	<b>14,144</b>	<b>162</b>	<b>4,026</b>	<b>538,684</b>
<b>Section 4.—Oils and Fats (Animal and Vegetable)—</b>							
Division 41 Animal and vegetable oils (not essential oils), fats (inedible), greases and derivatives ..	2,674	2,203	1,586	249	140	40	6,892
<b>Total Section 4 ..</b>	<b>2,674</b>	<b>2,203</b>	<b>1,586</b>	<b>249</b>	<b>140</b>	<b>40</b>	<b>6,892</b>
<b>Section 5.—Chemicals—</b>							
Division 51 Chemical elements and compounds ..	18,514	34,332	3,291	1,155	58	122	57,472
Division 52 Mineral tar and crude chemicals from coal, petroleum and natural gas ..	460	553	468	34	7	303	1,825
Division 53 Dyeing, tanning and colouring materials, prepared paints, varnishes, &c. ..	59,407	44,130	30,280	4,855	963	1,544	141,179
Division 54 Medicinal and pharmaceutical preparations ..	145,377	210,705	14,869	3,200	811	569	375,531
Division 55 Essential oils and perfume materials; toilet, polishing and cleansing preparations ..	61,196	45,172	35,171	6,063	4,621	2,980	155,203
Division 56 Fertilizers, manufactured ..	760	1,104	1,778	243	..	213	4,098
Division 59 Explosives and miscellaneous chemical materials and products ..	30,858	56,224	10,957	1,208	739	726	100,712
<b>Total Section 5 ..</b>	<b>316,572</b>	<b>392,220</b>	<b>96,814</b>	<b>16,758</b>	<b>7,199</b>	<b>6,457</b>	<b>836,020</b>
<b>Section 6.—Manufactured Goods, Chiefly by Material—</b>							
Division 61 Leather, leather manufactures, n.e.s., dressed furs ..	2,375	2,663	1,469	268	81	55	6,911
Division 62 Rubber manufactures, n.e.s. ..	61,571	85,143	18,386	6,910	804	3,014	175,828
Division 63 Wood and cork manufactures (excluding furniture) ..	55,195	27,471	16,508	3,641	527	665	104,007
Division 64 Paper, paperboard and manufactures thereof ..	38,605	54,635	17,028	2,794	902	875	114,839
Division 65 Textile yarn, fabrics, made-up articles (except clothing) and related products ..	357,973	128,622	158,033	22,519	8,653	2,574	678,374
Division 66 Non-metallic mineral manufactures, n.e.s. ..	107,231	48,088	43,934	7,380	597	1,843	209,073
Division 67 Silver, platinum, gems and jewellery ..	7,097	3,551	1,447	163	86	33	12,377
Division 68 Base metals ..	201,088	98,045	61,624	11,496	3,545	3,128	378,926
Division 69 Manufactures of metals ..	296,090	184,402	199,089	16,658	3,116	6,022	705,377
<b>Total Section 6 ..</b>	<b>1,127,225</b>	<b>632,620</b>	<b>517,518</b>	<b>71,829</b>	<b>18,311</b>	<b>18,209</b>	<b>2,385,712</b>

## APPENDIX VII.—continued.

## 2. IMPORTS DURING THE YEAR ENDED 30TH JUNE, 1956: VALUE BY DIVISIONS AND SECTIONS (S.I.T.C.) AND PORTS OF ENTRY—continued.

Section and Division.	Port of Entry.						Total Value.
	Rabaul.	Lae.	Madang.	Kavieng.	Lorengau.	Wewak.	
	£	£	£	£	£	£	£
<b>Section 7.—Machinery and Transport Equipment—</b>							
Division 71 - Machinery (except dynamo-electrical) ..	228,107	427,227	93,891	22,525	2,451	3,178	777,379
Division 72 - Dynamo-electrical machinery; electrical apparatus and appliances .. ..	166,661	160,685	49,293	6,502	991	8,117	392,249
Division 73 - Transport equipment .. ..	343,479	254,878	155,596	21,605	5,778	12,575	793,911
<b>Total Section 7 .. ..</b>	<b>738,247</b>	<b>842,790</b>	<b>298,780</b>	<b>50,632</b>	<b>9,220</b>	<b>23,870</b>	<b>1,963,539</b>
<b>Section 8.—Miscellaneous Manufactured Articles—</b>							
Division 81 - Prefabricated buildings; sanitary, plumbing, heating and lighting fixtures and fittings ..	68,511	36,520	31,361	4,508	209	1,550	142,659
Division 82 - Furniture and fixtures .. ..	38,962	38,369	27,462	4,271	189	1,064	110,317
Division 83 - Travel goods, handbags and similar articles ..	22,399	10,336	8,346	1,379	315	15	42,790
Division 84 - Clothing .. ..	106,602	86,357	57,012	5,323	3,030	904	259,228
Division 85 - Footwear .. ..	21,377	13,807	6,634	784	252	362	43,216
Division 86 - Professional, scientific and controlling instruments (except electric); photographic and optical goods, watches and clocks .. ..	55,979	68,734	29,362	1,354	604	1,310	157,343
Division 89 - Miscellaneous manufactured articles, n.e.s. ..	117,669	72,127	70,460	6,533	3,946	5,913	276,648
<b>Total Section 8 .. ..</b>	<b>431,499</b>	<b>326,250</b>	<b>230,637</b>	<b>24,152</b>	<b>8,545</b>	<b>11,118</b>	<b>1,032,201</b>
<b>Section 9.—Miscellaneous Transactions and Commodities, n.e.s.—</b>							
Division 91 - Postal and air freight packages (not classified according to kind) .. ..	34,076	39,917	11,837	4,411	28	4,932	95,201
Division 92 - Live animals (except types used chiefly for food) .. ..	314	121	130	252	..	1	818
Division 93 - Returned goods and special transactions (passengers' effects, samples, temporary imports or exports, and Miscellaneous imports valued less than £20) ..	50,102	56,042	40,108	3,743	1,138	4,731	155,864
Division 94 - Coin and paper money for circulation in the Territory .. ..	8,666	11,235	20	..	..	..	19,921
<b>Total Section 9 .. ..</b>	<b>93,158</b>	<b>107,315</b>	<b>52,095</b>	<b>8,406</b>	<b>1,166</b>	<b>9,664</b>	<b>271,804</b>
<b>Total .. ..</b>	<b>4,211,908</b>	<b>3,438,215</b>	<b>1,947,182</b>	<b>407,506</b>	<b>121,708</b>	<b>153,510</b>	<b>10,280,029</b>

## 3. IMPORTS DURING THE YEAR ENDED 30TH JUNE, 1956, BY DIVISION AND SECTION, SHOWING QUANTITY AND VALUE FOR PRINCIPAL COMMODITIES.

Classification.	Unit of Quantity.	Quantity.	Value.
<b>DIVISION 00.—LIVE ANIMALS OF TYPES USED CHIEFLY FOR FOOD.</b>			£
<b>TOTAL 00 .. ..</b>	..	..	<b>6,307</b>

APPENDIX VII.—*continued.*3. IMPORTS DURING THE YEAR ENDED 30TH JUNE, 1956, BY DIVISION AND SECTION, SHOWING QUANTITY AND VALUE FOR PRINCIPAL COMMODITIES—*continued.*

Classification.	Unit of Quantity.	Quantity.	Value.
<b>DIVISION 01.—MEAT AND MEAT PREPARATIONS.</b>			£
Meat, fresh, chilled and frozen .. .. .	lb.	1,657,649	239,430
Bacon, ham and salted pork .. .. .	lb.	104,935	28,805
Meat and meat preparations, canned or not canned .. .. .	lb.	4,807,206	548,563
<b>TOTAL 01</b> .. .. .	..	..	827,475
<b>DIVISION 02.—DAIRY PRODUCTS, EGGS AND HONEY.</b>			
Milk and cream, fresh .. .. .	lb.	26,940	1,262
Milk and cream evaporated, condensed, or dried .. .. .	lb.	553,419	69,846
Butter .. .. .	lb.	296,112	58,734
Cheese and curd .. .. .	lb.	78,990	13,857
<b>TOTAL 02</b> .. .. .	..	..	161,959
<b>DIVISION 03.—FISH AND FISH PREPARATIONS.</b>			
Fish, fresh or simply preserved .. .. .	lb.	129,383	16,984
Fish and fish preparations, canned or not canned .. .. .	lb.	1,769,386	124,524
<b>TOTAL 03</b> .. .. .	..	..	141,508
<b>DIVISION 04.—CEREALS AND CEREAL PREPARATIONS.</b>			
Rice .. .. .	cwt.	195,204	612,150
Meal and flour of wheat and spelt .. .. .	cental	83,402	129,877
<b>TOTAL 04</b> .. .. .	..	..	826,474
<b>DIVISION 05.—FRUITS AND VEGETABLES.</b>			
Fruits and nuts, fresh .. .. .	..	..	17,129
Fruits preserved and fruit preparations .. .. .	..	..	34,282
Vegetables fresh and dry, roots and tubers not including artificially dehydrated .. .. .	..	..	39,558
Vegetables, preserved and vegetable preparations .. .. .	..	..	49,729
<b>TOTAL 05</b> .. .. .	..	..	144,711
<b>DIVISION 06.—SUGAR AND SUGAR PREPARATIONS.</b>			
Beet and cane sugar, refined .. .. .	cwt.	45,957	125,048
<b>TOTAL 06</b> .. .. .	..	..	151,130



## APPENDIX VII.—continued.

## 3. IMPORTS DURING THE YEAR ENDED 30TH JUNE, 1956, BY DIVISION AND SECTION, SHOWING QUANTITY AND VALUE FOR PRINCIPAL COMMODITIES—continued.

Classification.	Unit of Quantity.	Quantity.	Value.
<b>DIVISION 07.—COFFEE, TEA, COCOA, SPICES AND MANUFACTURES THEREOF.</b>			£
Coffee roasted, including ground.. .. .	lb.	18,526	12,427
Cocoa powder .. .. .	lb.	5,403	1,469
Chocolate and chocolate preparations .. .. .	lb.	30,882	8,255
Tea .. .. .	lb.	177,191	50,674
<b>TOTAL 07</b> .. .. .	..	..	<b>83,982</b>
<b>DIVISION 08.—FEEDING STUFF FOR ANIMALS.</b>			
<b>TOTAL 08</b> .. .. .	..	..	<b>32,754</b>
<b>DIVISION 09.—MISCELLANEOUS FOOD PREPARATIONS.</b>			
Margarine .. .. .	lb.	691,622	61,273
Dripping .. .. .	lb.	265,621	19,053
Shortenings, lard or lard substitutes and similar edible fats .. .. .	lb.	73,259	7,027
<b>TOTAL 09</b> .. .. .	..	..	<b>135,497</b>
<b>TOTAL SECTION 0</b> .. .. .	..	..	<b>2,511,797</b>
<b>DIVISION 11.—BEVERAGES.</b>			
Non-alcoholic beverages .. .. .	..	..	15,744
Wines .. .. .	gallon	7,615	12,597
Cider and fermented fruit juices, n.e.s. .. .. .	gallon	21	21
Beer and other fermented cereal beverages.. .. .	gallon	423,709	168,563
Potable spirits and spirituous liquors, n.e.s. .. .. .	gallon	29,543	57,403
<b>TOTAL 11</b> .. .. .	..	..	<b>254,328</b>
<b>DIVISION 12.—TOBACCO AND PREPARATIONS THEREOF.</b>			
Cigars and cheroots .. .. .	lb.	770	1,996
Cigarettes .. .. .	lb.	95,716	75,412
Trade tobacco .. .. .	lb.	519,151	248,468
Other tobacco manufactures, n.e.s. .. .. .	lb.	84,157	55,824
<b>TOTAL 12</b> .. .. .	..	..	<b>381,700</b>
<b>TOTAL SECTION 1</b> .. .. .	..	..	<b>636,028</b>

APPENDIX VII.—*continued.*3. IMPORTS DURING THE YEAR ENDED 30TH JUNE, 1956, BY DIVISION AND SECTION, SHOWING QUANTITY AND VALUE FOR PRINCIPAL COMMODITIES—*continued.*

Classification.	Unit of Quantity.	Quantity.	Value.
DIVISION 21.—HIDES, SKINS AND FUR SKINS, UNDRESSED.			£
TOTAL 21 .. .. .	..	..	11
DIVISION 22.—OIL-SEEDS, OIL NUTS AND OIL KERNELS.			
TOTAL 22 .. .. .	..	..	9
DIVISION 23.—CRUDE RUBBER, INCLUDING SYNTHETIC AND RECLAIMED.			
TOTAL 23 .. .. .	..	..	..
DIVISION 24.—WOOD, LUMBER AND CORK.			
Timber, sawn, planed, grooved, &c., conifer .. .. .	super. ft.	76,918	6,087
Timber, sawn, planed, grooved, &c., non-conifer .. .. .	super. ft.	236,019	18,196
TOTAL 24 .. .. .	..	..	24,929
DIVISION 25.—PULP AND WASTE PAPER.			
TOTAL 25 .. .. .	..	..	2,322
DIVISION 26.—TEXTILE FIBRES (NOT MANUFACTURED) AND WASTE.			
TOTAL 26 .. .. .	..	..	4,301
DIVISION 27.—CRUDE FERTILIZERS AND CRUDE MINERALS EXCLUDING COAL, PETROLEUM AND PRECIOUS STONES.			
Salt .. .. .	lb.	1,453,965	13,602
TOTAL 27 .. .. .	..	..	15,866
DIVISION 28.—METALLIFEROUS ORES AND METAL SCRAP.			
TOTAL 28 .. .. .	..	..	..
DIVISION 29.—ANIMAL AND VEGETABLE CRUDE MATERIALS, INEDIBLE, N.E.S.			
TOTAL 29 .. .. .	..	..	49,914
TOTAL—SECTION 2 .. .. .	..	..	97,352

APPENDIX VII.—*continued.*3. IMPORTS DURING THE YEAR ENDED 30TH JUNE, 1956, BY DIVISION AND SECTION, SHOWING QUANTITY AND VALUE FOR PRINCIPAL COMMODITIES—*continued.*

Classification.	Unit of Quantity.	Quantity.	Value.
DIVISION 31.—MINERAL FUELS, LUBRICANTS AND RELATED MATERIALS.			£
Coal, coke and briquettes .. .. .	cwt.	708	295
Aviation gasoline .. .. .	gallon	1,014,197	99,570
Motor spirit .. .. .	gallon	2,460,713	144,585
Lamp oil, kerosene and white spirit .. .. .	gallon	795,183	55,692
Gas oil, diesel oil and other fuel oils .. .. .	gallon	2,599,781	148,137
Lubricating oils and greases .. .. .	..	..	85,691
TOTAL 31 .. .. .	..	..	538,684
TOTAL—SECTION 3 .. .. .	..	..	538,684
DIVISION 41.—ANIMAL AND VEGETABLE OILS, FATS, GREASES AND DERIVATIVES.			
TOTAL 41 .. .. .	..	..	6,892
TOTAL—SECTION 4 .. .. .	..	..	6,892
DIVISION 51.—CHEMICAL ELEMENTS AND COMPOUNDS.			
TOTAL 51 .. .. .	..	..	57,472
DIVISION 52.—MINERAL TAR, AND CRUDE CHEMICALS FROM COAL, PETROLEUM AND NATURAL GAS.			
TOTAL 52 .. .. .	..	..	1,825
DIVISION 53.—DYEING, TANNING AND COLOURING MATERIALS.			
TOTAL 53 .. .. .	..	..	141,179
DIVISION 54.—MEDICINAL AND PHARMACEUTICAL PRODUCTS.			
TOTAL 54 .. .. .	..	..	375,531
DIVISION 55.—ESSENTIAL OIL AND PERFUME MATERIALS, TOILET, POLISHING AND CLEANSING MATERIALS.			
TOTAL 55 .. .. .	..	..	155,203
DIVISION 56.—FERTILIZER, MANUFACTURED.			
TOTAL 56 .. .. .	cwt.	2,359	4,098
	..	..	4,098

APPENDIX VII.—*continued.*3. IMPORTS DURING THE YEAR ENDED 30TH JUNE, 1956, BY DIVISION AND SECTION, SHOWING QUANTITY AND VALUE FOR PRINCIPAL COMMODITIES—*continued.*

Classification.	Unit of Quantity.	Quantity.	Value.
DIVISION 59.—EXPLOSIVES AND MISCELLANEOUS CHEMICAL MATERIALS AND PRODUCTS.			£
Explosives .. .. .	..	..	22,076
Miscellaneous chemical materials and products .. .. .	..	..	78,636
TOTAL 59 .. .. .	..	..	100,712
TOTAL—SECTION 5 .. .. .	..	..	836,020
DIVISION 61.—LEATHER, LEATHER MANUFACTURES, N.E.S. AND DRESSED FURS.			
Leather .. .. .	..	..	597
Manufactures of leather and artificial and reconstituted leather, n.e.s. .. .. .	..	..	6,302
TOTAL 61 .. .. .	..	..	6,911
DIVISION 62.—RUBBER MANUFACTURES, N.E.S.			
Rubber tyres for vehicles and aircraft .. .. .	..	..	128,267
Rubber tubes for vehicles and aircraft .. .. .	..	..	17,024
TOTAL 62 .. .. .	..	..	175,828
DIVISION 63.—WOOD AND CORK MANUFACTURES (EXCLUDING FURNITURE).			
TOTAL 63 .. .. .	..	..	104,007
DIVISION 64.—PAPER, PAPER BOARD AND MANUFACTURES THEREOF.			
TOTAL 64 .. .. .	..	..	114,839
DIVISION 65.—TEXTILE YARN, FABRICS, MADE-UP ARTICLES AND RELATED PRODUCTS.			
Textile yarn and thread .. .. .	..	..	11,461
Cotton fabrics of standard type .. .. .	..	..	281,118
Textile fabrics of standard type other than cotton .. .. .	..	..	42,531
Bags and sacks for packing, new or second-hand .. .. .	number	1,007,324	127,559
Made-up articles wholly or chiefly of textile materials, n.e.s. .. .. .	..	..	140,806
Floor coverings and tapestries .. .. .	..	..	17,354
TOTAL 65 .. .. .	..	..	678,374

## APPENDIX VII.—continued.

## 3. IMPORTS DURING THE YEAR ENDED 30TH JUNE, 1956, BY DIVISION AND SECTION, SHOWING QUANTITY AND VALUE FOR PRINCIPAL COMMODITIES—continued.

Classification.	Unit of Quantity.	Quantity.	Value.
DIVISION 66.—NON-METALLIC MINERAL MANUFACTURES, N.E.S.			£
Cement .. .. .	ton	7,662	67,413
Clay and refractory construction materials .. .. .	..	..	13,180
Mineral manufactures, n.e.s., not including clay and glass .. .. .	..	..	11,850
Glass .. .. .	..	..	32,305
Glassware .. .. .	..	..	31,547
Pottery .. .. .	..	..	17,161
TOTAL 66 .. .. .	..	..	209,073
DIVISION 67.—SILVER, PLATINUM, GEMS AND JEWELLERY.			
TOTAL 67 .. .. .	..	..	12,377
DIVISION 68.—BASE METALS.			
Joints, girders, bar-rods, concrete reinforcement, rounds, &c. .. .. .	..	..	12,929
Galvanized iron, flat and corrugated .. .. .	cwt.	41,712	186,043
TOTAL 68 .. .. .	..	..	378,926
DIVISION 69.—MANUFACTURES OF METALS.			
TOTAL 69 .. .. .	..	..	705,377
TOTAL—SECTION 6 .. .. .	..	..	2,385,712
DIVISION 71.—MACHINERY OTHER THAN ELECTRIC.			
Aircraft engines .. .. .	..	..	40,091
Internal combustion, diesel and semi-diesel engines other than aircraft engines .. .. .	..	..	53,652
Agricultural machinery and appliances for preparing and cultivating the soil .. .. .	..	..	12,088
Agricultural machinery and appliances for harvesting, threshing, &c. .. .. .	..	..	8,638
Agricultural machinery and appliances, n.e.s. .. .. .	..	..	28,001
Tractors, other than steam .. .. .	number	63	94,071
Office machinery .. .. .	..	..	28,899
Metal working machinery .. .. .	..	..	14,878
Mining, construction and other industrial machinery .. .. .	..	..	297,965
TOTAL 71 .. .. .	..	..	777,379

APPENDIX VII.—*continued.*3. IMPORTS DURING THE YEAR ENDED 30TH JUNE, 1956, BY DIVISION AND SECTION, SHOWING QUANTITY AND VALUE FOR PRINCIPAL COMMODITIES—*continued.*

Classification.	Unit of Quantity.	Quantity.	Value.
<b>DIVISION 72.—ELECTRIC MACHINERY, APPARATUS AND APPLIANCES.</b>			£
Electric generators and alternators, motors and converters, transformers, switch-gear .. .. .	..	..	73,201
Electric batteries (excluding accumulators) .. .. .	..	..	44,508
Radio apparatus for telegraphy, telephony, television and radar .. .. .	..	..	71,530
Electrothermic apparatus (including domestic appliances) .. .. .	..	..	31,032
Electric appliances for motor vehicles, aircraft, ships, cycles, and explosion motors .. .. .	..	..	14,859
Portable electric tools and appliances .. .. .	..	..	23,091
Electrical machinery, apparatus and appliances, n.e.s. .. .. .	..	..	133,983
<b>TOTAL 72</b> .. .. .	..	..	<b>392,249</b>
<b>DIVISION 73.—TRANSPORT EQUIPMENT.</b>			
Passenger road motor vehicles other than buses, trucks and motor cycles ..	number	360	214,004
Motor cycles and side cars .. .. .	number	104	12,827
Buses, trucks, lorries and road motor vehicles, n.e.s. .. .. .	number	183	240,518
Chassis (complete) for buses, trucks, lorries, &c. .. .. .	number	10	19,397
Road vehicles other than motor vehicles .. .. .	number	761	18,071
Aircraft, heavier than air, complete .. .. .	number	6	27,024
Parts of aircraft, heavier than air .. .. .	..	..	72,857
Ships and boats, not exceeding 250 tons gross .. .. .	number	54	48,365
<b>TOTAL 73</b> .. .. .	..	..	<b>793,911</b>
<b>TOTAL—SECTION 7</b> .. .. .	..	..	<b>1,963,539</b>
<b>DIVISION 81.—PREFABRICATED BUILDINGS, SANITARY, PLUMBING, HEATING AND LIGHTING FIXTURES AND FITTINGS.</b>			
Prefabricated buildings and their assembled panels and parts of all materials ..	..	..	55,350
Sanitary, plumbing, heating and lighting fixtures and fittings .. .. .	..	..	87,309
<b>TOTAL 81</b> .. .. .	..	..	<b>142,659</b>
<b>DIVISION 82.—FURNITURE AND FIXTURES.</b>			
Wood furniture and fixtures .. .. .	..	..	49,052
Metal furniture and fixtures .. .. .	..	..	26,294
Furniture and fixtures, n.e.s. .. .. .	..	..	34,964
<b>TOTAL 82</b> .. .. .	..	..	<b>110,317</b>

APPENDIX VII.—*continued.*3. IMPORTS DURING THE YEAR ENDED 30TH JUNE, 1956, BY DIVISION AND SECTION, SHOWING QUANTITY AND VALUE FOR PRINCIPAL COMMODITIES—*continued.*

Classification.	Unit of Quantity.	Quantity.	Value.
			£
<b>DIVISION 83.—TRAVEL GOODS, HANDBAGS AND SIMILAR ARTICLES.</b>			
TOTAL 83 .. .. .	..	..	42,790
<b>DIVISION 84.—CLOTHING.</b>			
TOTAL 84 .. .. .	..	..	259,228
<b>DIVISION 85.—FOOTWEAR.</b>			
TOTAL 85 .. .. .	..	..	43,216
<b>DIVISION 86.—PROFESSIONAL, SCIENTIFIC AND CONTROLLING INSTRUMENTS, PHOTOGRAPHIC AND OPTICAL GOODS, WATCHES AND CLOCKS.</b>			
Scientific, medical, optical, measuring and controlling instruments and apparatus	..	..	53,371
Photographic and cinematographic supplies	..	..	20,110
Watches and clocks .. .. .	..	..	21,782
TOTAL 86 .. .. .	..	..	157,343
<b>DIVISION 89.—MISCELLANEOUS MANUFACTURED ARTICLES, N.E.S.</b>			
Musical instruments, phonographs and phonograph records .. .. .	..	..	29,079
Printed matter .. .. .	..	..	21,828
Matches .. .. .	..	..	22,297
Mechanical refrigerators, self-contained units .. .. .	..	..	57,051
Manufactured articles, n.e.s. .. .. .	..	..	146,393
TOTAL 89 .. .. .	..	..	276,648
TOTAL—SECTION 8 .. .. .	..	..	1,032,201
<b>DIVISION 91.—POSTAL PACKAGES.</b>			
TOTAL 91 .. .. .	..	..	95,201
<b>DIVISION 92.—LIVE ANIMALS NOT FOR FOOD.</b>			
Horses, asses and mules. . . . .	number	3	250
Live animals (not for food), n.e.s. . . . .	number	447	568
TOTAL 92 .. .. .	..	..	818
<b>DIVISION 93.—RETURNED GOODS AND SPECIAL TRANSACTIONS.</b>			
Special transactions, personal effects, samples and articles temporarily imported, &c. . . . .	..	..	155,864
TOTAL 93 .. .. .	..	..	155,864

## APPENDIX VII.—continued.

## 3. IMPORTS DURING THE YEAR ENDED 30TH JUNE, 1956, BY DIVISION AND SECTION, SHOWING QUANTITY AND VALUE FOR PRINCIPAL COMMODITIES—continued.

Classification.	Unit of Quantity.	Quantity.	Value.
DIVISION 94.—COIN AND PAPER MONEY FOR CIRCULATION IN THE TERRITORY.			£
TOTAL 94 .. .. .	..	..	19,921
TOTAL—SECTION 9 .. .. .	..	..	271,804
TOTAL IMPORTS .. .. .	..	..	10,280,029

## 4. IMPORTS DURING THE YEAR ENDED 30TH JUNE, 1956, BY COUNTRIES OF ORIGIN.\*

Country.	Value.	Country.	Value.
	£		£
Australia .. .. .	6,668,947	Czechoslovakia .. .. .	4,844
United Kingdom .. .. .	743,718	Denmark .. .. .	5,589
Borneo (British) .. .. .	22,353	Egypt .. .. .	10
Canada .. .. .	13,939	Finland .. .. .	42
Ceylon .. .. .	41,899	France .. .. .	30,547
East Africa (British)—		Morocco (French) .. .. .	1
Kenya .. .. .	4,887	West Indies (French) .. .. .	48
Zanzibar .. .. .	28	Germany, Federal Republic of .. .. .	211,753
Hong Kong .. .. .	474,583	Hungary .. .. .	1,195
India, Republic of .. .. .	149,805	Indonesia, Republic of .. .. .	299,616
Ireland, Republic of .. .. .	313	Iraq .. .. .	319
Malaya, Federation of .. .. .	1,371	Israel .. .. .	23
New Zealand .. .. .	2,896	Italy .. .. .	28,075
Pacific Islands (British)—Fiji .. .. .	444	Japan .. .. .	468,185
Pakistan .. .. .	17	Netherlands .. .. .	61,599
Singapore .. .. .	137,776	Norway .. .. .	2,812
South Africa, Union of .. .. .	9,530	Philippines Republic .. .. .	632
West Indies (British)—		Portugal .. .. .	1,137
Jamaica .. .. .	88	Spain .. .. .	1,077
Trinidad .. .. .	39	Morocco (Spanish) .. .. .	2
New Guinea (Re-imported) .. .. .	213	Sweden .. .. .	35,788
Arabian States—		Switzerland .. .. .	22,057
Bahrain Island .. .. .	6	Thailand .. .. .	100
Saudi Arabia .. .. .	31	Turkey, Republic of .. .. .	19
Austria .. .. .	2,030	Union of Soviet Socialist Republics .. .. .	6,043
Belgium .. .. .	25,259	United States of America .. .. .	797,869
Brazil .. .. .	23	Venezuela .. .. .	193
Burma .. .. .	5	Yugoslavia .. .. .	63
Chile .. .. .	11		
China .. .. .	180	Total .. .. .	10,280,029

\* Country of Origin denotes Country of Manufacture.



## APPENDIX VII.—continued.

## 5. EXPORTS DURING THE YEAR ENDED 30TH JUNE, 1956: QUANTITY, VALUE AND DESTINATIONS BY ITEMS.

S.I.T.C. Item.	Commodity.	Unit of Quantity.	Quantity.	Value.	Destination.	Quantity.	Value.
	<b>NEW GUINEA PRODUCE</b>			£			£
031020	Bêche-de-mer .. ..	lb.	132	25	Australia .. ..	36	2
					Hong Kong .. ..	96	23
048040	Biscuits .. ..	lb.	4,800	282	British Solomon Islands Protectorate	..	..
051060	Fresh Gooseberries ..	lb.	933	51	Australia .. ..	..	..
051070	Coconuts, whole .. ..	cwt.	3,447	5,485	Australia .. ..	..	..
053010	Passion fruit pulp ..	lb.	3,457	269	Australia .. ..	..	..
053040	Passion fruit juice ..	lb.	196,882	37,274	Australia .. ..	..	..
071010	Coffee Beans .. ..	lb.	371,470	91,698	Australia .. ..	370,008	91,316
					Norfolk Island ..	12	1
					West Germany ..	1,440	378
					Netherlands New Guinea	10	3
072010	Cocoa Beans .. ..	lb.	2,821,525	352,105	Australia .. ..	2,530,216	317,979
					United Kingdom ..	287,985	33,672
					British Solomon Islands Protectorate	112	1
					Netherlands New Guinea	326	3
					Switzerland .. ..	2,886	450
081030	Copra Oil Cake .. ..	cwt.	122,537	131,467	Australia .. ..	33,362	48,174
					United Kingdom ..	20,000	21,788
					Belgium .. ..	5,000	1,020
					United States of America	64,175	60,485
211091	Crocodile Skins .. ..	..	..	30,092	Australia .. ..	..	..
221010	Peanuts .. ..	cwt.	3,443	23,336	Australia .. ..	..	..
221020	Copra .. ..	cwt.	1,244,807	4,795,987	Australia .. ..	391,386	1,500,688
					United Kingdom ..	853,421	3,295,299
242020	Saw logs and Veneer logs—Conifer	Sup. ft.	200,088	7,469	Australia .. ..	..	..
242030	Saw logs and Veneer logs—Non-conifer	Sup. ft.	2,451,861	54,519	Australia .. ..	..	..
243020	Timber, sawn, including Battery fitches	Sup. ft.	3,663,549	220,777	Australia .. ..	3,608,656	217,176
					Netherlands New Guinea	1,600	104
					United States of America	53,293	3,497
243030	Timber, sawn, including fitches	Sup. ft.	209,226	10,209	Australia .. ..	199,477	9,595
					British Solomon Islands Protectorate	9,749	614
262010	Wool, greasy .. ..	lb.	4,723	770	Australia .. ..	..	..
265090	Vegetable fibres .. ..	lb.	3,696	373	Australia .. ..	..	..
272070	Pumice Dust .. ..	..	..	10	Australia .. ..	..	..
291011	Shell, Green Snail ..	cwt.	3,558	72,819	Australia .. ..	1,490	26,832
					United Kingdom ..	86	1,837
					Hong Kong .. ..	9	212
					British Solomon Islands Protectorate	80	1,900
					Formosa .. ..	78	1,880
					France .. ..	1,085	24,453
					West Germany ..	418	9,125
					Italy .. ..	89	968
					Japan .. ..	223	5,612

APPENDIX VII.—*continued.*5. EXPORTS DURING THE YEAR ENDED 30TH JUNE, 1956: QUANTITY, VALUE AND DESTINATIONS BY ITEMS—*continued.*

S.I.T.C. Item.	Commodity.	Unit of Quantity.	Quantity.	Value.	Destination.	Quantity.	Value.
	NEW GUINEA PRODUCE— <i>continued.</i>			£			£
291012	Shell, Mother of Pearl ..	cwt.	12	196	West Germany ..	..	..
291014	Shell, Trochus ..	cwt.	9,617	230,200	Australia ..	4,003	87,160
					United Kingdom ..	123	3,021
					Hong Kong ..	1,641	41,425
					France ..	71	1,641
					West Germany ..	1,106	27,112
					Japan ..	2,673	69,841
291016	Shell, other, n.e.s. ..	..	..	56	Australia ..	..	30
					West Germany ..	..	2
					Netherlands New Guinea	..	24
292050	Seeds for planting ..	..	..	161	Australia ..	..	5
					Fiji ..	..	3
					British Solomon Islands Protectorate	..	63
					Netherlands New Guinea	..	90
292030	Cane ..	..	..	81	Australia ..	..	..
292060	Cuttings, slips and live trees	..	..	38	Australia ..	..	27
					United Kingdom ..	..	5
					Ceylon ..	..	3
					British Solomon Islands Protectorate	..	3
292070	Cut flowers and foliage ..	..	..	100	Australia ..	..	..
412070	Coconut (Copra) Oil ..	ton	10,331	1,326,806	United Kingdom ..	..	..
631010	Veneer sheets ..	Sq. ft. (x $\frac{1}{8}$ in.)	924,932	9,440	Australia ..	368,772	2,940
					United States of America	556,160	6,500
631020	Plywood ..	Sq. ft. (x $\frac{3}{8}$ in.)	21,383,403	749,179	Australia ..	18,115,690	648,133
					Hong Kong ..	600	30
					New Zealand ..	344,692	13,059
					West Samoa ..	10,856	431
					Fiji ..	4,680	138
					United States of America	2,906,885	87,388
632030	Ready-cut wooden parts for buildings	..	..	10	British Solomon Islands Protectorate	..	..
821010	Wooden furniture and fixtures	..	..	20	Australia ..	..	..
892010	Books and pamphlets, printed	..	..	91	Fiji ..	..	40
					British Solomon Islands Protectorate	..	51
892020	Newspapers and periodicals, printed	..	..	28	British Solomon Islands Protectorate	..	..
892090	Printed matter on paper or cardboard	..	..	16	British Solomon Islands Protectorate	..	..
899060	Fancy carved articles ..	..	..	2	Australia ..	..	..
899120	Articles of basketware ..	..	..	144	Australia ..	..	..

## APPENDIX VII.—continued.

## 5. EXPORTS DURING THE YEAR ENDED 30TH JUNE, 1956: QUANTITY, VALUE AND DESTINATIONS BY ITEMS—continued.

S.I.T.C. Item.	Commodity.	Unit of Quantity.	Quantity.	Value.	Destination.	Quantity.	Value.
	NEW GUINEA PRODUCE— <i>continued.</i>			£			£
899210	Native Curios .. ..	..	..	3,685	Australia .. ..	..	166
					New Zealand .. ..	..	1
					Austria .. ..	..	10
					Denmark .. ..	..	61
					France .. ..	..	10
					West Germany .. ..	..	9
					Switzerland .. ..	..	3,286
					United States of America .. ..	..	142
	Postal and Air Freight packages, not classified according to kind .. ..	..	..	887	Australia .. ..	..	537
					United Kingdom .. ..	..	90
					British Solomon Islands Protectorate .. ..	..	10
					West Germany .. ..	..	200
921090	Live animals, n.e.s. (of types not used for food) .. ..	..	..	10	Australia .. ..	..	..
941010	Gold Bullion .. ..	..	..	1,064,279	Australia .. ..	..	..
	Total New Guinea Produce .. ..	..	..	9,220,446			
	Total Re-exports .. ..	..	..	665,177			
	Total Exports .. ..	..	..	9,885,623			

## 6. DIRECTION OF EXPORTS DURING THE YEAR ENDED 30TH JUNE, 1956.

Country.	Value.		
	New Guinea Produce.	Re-exports.	Total.
	£	£	£
British Countries—			
Australia .. ..	4,175,094	400,416	4,575,510
United Kingdom .. ..	4,682,518	45,241	4,727,759
Norfolk Island .. ..	1	..	1
Borneo (British) .. ..	..	40	40
Canada .. ..	..	40	40
Ceylon .. ..	3	..	3
Hong Kong .. ..	41,690	4,672	46,362
Ireland, Republic of .. ..	..	2	2
New Zealand .. ..	13,060	485	13,545
Western Samoa .. ..	431	..	431
Fiji .. ..	181	400	581
British Solomon Islands Protectorate .. ..	2,978	8,493	11,471
Singapore .. ..	..	3,115	3,115
Total British Countries .. ..	8,915,956	462,904	9,378,860

APPENDIX VII.—*continued.*6. DIRECTION OF EXPORTS DURING THE YEAR ENDED 30TH JUNE, 1956—*continued.*

Country.	Value.		
	New Guinea Produce.	Re-exports.	Total.
	£	£	£
Foreign Countries—			
Austria .. .. .	10	..	10
Belgium .. .. .	1,020	..	1,020
Czechoslovakia .. .. .	..	5	5
Denmark .. .. .	61	..	61
Formosa .. .. .	1,880	..	1,880
France .. .. .	26,104	4,539	30,643
Germany, Federal Republic of .. .. .	37,022	24,169	61,191
Italy .. .. .	968	25,780	26,748
Japan .. .. .	75,453	64,649	140,102
Netherlands .. .. .	..	62,842	62,842
Netherlands New Guinea .. .. .	224	11,933	12,157
Sweden .. .. .	..	118	118
Switzerland .. .. .	3,736	5,390	9,126
United States of America .. .. .	158,012	2,848	160,860
<b>Total Foreign Countries .. .. .</b>	<b>304,490</b>	<b>202,273</b>	<b>506,763</b>
<b>Total .. .. .</b>	<b>9,220,446</b>	<b>665,177</b>	<b>9,885,623</b>

## 7. VALUE OF TRADE, BY PORTS, DURING THE YEAR ENDED 30TH JUNE, 1956.

Imports and Exports.	Port.						Total Value.
	Rabaul.	Lae.	Madang.	Kavieng.	Lorengau.	Wewak.	
	£	£	£	£	£	£	£
Imports .. .. .	4,211,908	3,438,215	1,947,182	407,506	121,708	153,510	10,280,029
Exports—							
New Guinea Produce .. .. .	5,065,347	2,277,620	994,969	742,349	136,132	4,029	9,220,446
Items not of New Guinea origin .. .. .	261,301	297,342	68,704	8,322	24,218	5,290	665,177
<b>Total Exports .. .. .</b>	<b>5,326,648</b>	<b>2,574,962</b>	<b>1,063,673</b>	<b>750,671</b>	<b>160,350</b>	<b>9,319</b>	<b>9,885,623</b>
<b>Total Trade .. .. .</b>	<b>9,538,556</b>	<b>6,013,177</b>	<b>3,010,855</b>	<b>1,158,177</b>	<b>282,058</b>	<b>162,829</b>	<b>20,165,652</b>

## APPENDIX VII.—continued.

## 8. PARTICULARS OF INCORPORATED AND TRADING ESTABLISHMENTS AND ENTERPRISES OPERATING IN THE TERRITORY AT 30TH JUNE, 1956.

Category.	Incorporated as Local Companies.		Registered as Foreign Companies.	
	Number.	Capital.	Number.	Capital.
		£		£
Commercial .. .. .	96	7,758,750	22	32,488,884
Plantation .. .. .	69	4,308,000	14	2,935,000
Air Line .. .. .	7	910,000	1	10,000,000
Mining and Oil .. .. .	5	755,000	10	28,111,388
Insurance .. .. .	1	50,000	26	(a) \$6,000,000 45,067,795
Banking .. .. .	..	..	4	(b) \$10,000,000 55,060,000
Association not for gain(c) .. .. .	7	150	8	100
<b>Total</b> .. .. .	<b>185</b>	<b>13,781,900</b>	<b>85</b>	<b>173,663,167</b> (a) \$6,000,000 (b) \$10,000,000

(a) Canada. (b) Hong Kong. (c) Previously included in "Commercial".

## 9. PARTICULARS OF COMPANIES INCORPORATED AND REGISTERED FROM 1ST JULY, 1955 TO 30TH JUNE, 1956.

Category.	Registered.		Increase Capital.		De-registered.	
	Number.	Nominal Capital.	Number.	Amount.	Number.	Nominal Capital.
<b>LOCAL COMPANIES.</b>						
		£		£		£
Commercial .. .. .	10	740,000	..	..	2	75,000
Plantation .. .. .	11	690,000	..	..	2	45,000
Air Line .. .. .	1	50,000	..	..	..	..
Mining and Oil .. .. .	..	..	..	..	..	..
Insurance .. .. .	..	..	..	..	..	..
Banking .. .. .	..	..	..	..	..	..
*Association not for gain .. .. .	4	..	..	..	2	100
<b>Total</b> .. .. .	<b>26</b>	<b>1,480,000</b>	<b>..</b>	<b>..</b>	<b>6</b>	<b>120,100</b>
<b>FOREIGN COMPANIES.</b>						
Commercial .. .. .	2	25,000	..	..	..	..
Plantation .. .. .	..	..	..	..	..	..
Air Line .. .. .	..	..	..	..	..	..
Mining and Oil .. .. .	..	..	2	5,100,000	4	230,000
Insurance .. .. .	5	7,500,000	..	..	..	..
Banking .. .. .	2	15,000,000	1	8,780,000	..	..
*Association not for gain .. .. .	1	..	..	..	..	..
<b>Total</b> .. .. .	<b>10</b>	<b>22,525,000</b>	<b>3</b>	<b>13,880,000</b>	<b>4</b>	<b>230,000</b>

\* Previously included in "Commercial".

## APPENDIX VIII.

## AGRICULTURE.

## 1. LAND TENURE AT 30TH JUNE, 1956.

Tenure.	Acres.	Acres.	Acres.
Total area of New Guinea .. .. .			59,520,000
Freehold Land owned by non-indigenous persons .. .. .		518,490	
Administration Land—			
(a) Leased to private non-indigenous persons .. .. .	261,876		
(b) Native reserves .. .. .	26,926		
(c) Other (including land reserved for public purposes and land available for leasing) .. .. .	356,645		
		645,447	
			1,163,937
Unalienated Land .. .. .			58,356,063

## 2. LAND HELD UNDER LEASE AT 30TH JUNE, 1956.

Class of Lease.	Number of Leases.	Area in Acres.
Agricultural .. .. .	715	201,723
Dairying .. .. .	6	1,300
Pastoral .. .. .	13	47,245
Residence and business .. .. .	1,350	1,257
Special .. .. .	157	3,425
Mission .. .. .	623	2,249
Leases granted to Chinese in towns .. .. .	526	162
Long period leases from the German régime .. .. .	104	4,515
Total .. .. .	3,494	261,876

3. LEASES GRANTED DURING 1955-56 BY CLASSES AND DISTRICTS.  
(Areas in Acres).

Class of Lease.	Eastern and Western Highlands.		Sepik.		Madang.		Morobe.		New Britain.		New Ireland.		Bougainville.		Manus.		Total.	
	No.	Area.	No.	Area.	No.	Area.	No.	Area.	No.	Area.	No.	Area.	No.	Area.	No.	Area.	No.	Area.
Agricultural .. .. .	16	2,628	1	24	1	44	10	3,872	3	387	1	12	1	30	..	..	33	6,997
Agricultural leases granted to missions .. .. .	3	157	1	78	..	..	..	..	..	..	1	115	2	182	..	..	7	532
Pastoral .. .. .	1	596	..	..	..	..	4	22,640	..	..	..	..	..	..	..	..	5	23,236
Residence and business .. .. .	10	10	7	5	17	12	103	53	16	15	4	1	4	10	1	1	162	107
Special .. .. .	3	42	2	30	3	3	3	43	3	7	8	38	1	9	..	..	23	172
Special leases to missions .. .. .	2	133	1	30	2	354	3	158	..	..	..	..	..	..	..	..	8	675
Mission .. .. .	12	45	7	28	4	12	1	1	4	6	4	6	1	5	..	..	33	103
Granted to Chinese in towns .. .. .	..	..	1	1	6	1	4	2	40	10	23	7	..	..	..	..	74	21
Total .. .. .	47	3,611	20	196	33	426	128	26,769	66	425	41	179	9	236	1	1	345	31,843

## APPENDIX VIII.—continued.

## 4. HOLDINGS OF ALIENATED LAND, OF 1 ACRE OR MORE, USED FOR AGRICULTURAL OR PASTORAL PURPOSES IN EACH DISTRICT AT 31ST MARCH, 1956.

District.	Area of District.	Holdings Being used. (a)	Land in Holdings being Worked.						
			Land Tenure.		Total Area of Holdings.	Land under Crops Excluding Retired Crops.	Established Pastures.	Cleared Areas not under Crops or Established Pastures.	Balance of Holding.
			Owned by Administration.	Alienated in Fee Simple (Freehold).					
	Acres.	No.	Acres.	Acres.	Acres.	Acres.	Acres.	Acres.	Acres.
Western Highlands ..	6,144,000	39	23,615	..	23,615	1,035	605	11,118	10,857
Eastern Highlands ..	4,224,000	62	15,160	..	15,160	2,857	443	1,083	10,777
Sepik ..	19,296,000	13	4,067	14,967	19,034	2,128	..	125	16,781
Madang ..	6,912,000	48	8,572	42,373	50,945	30,251	808	2,658	17,228
Morobe ..	8,320,000	76	44,061	6,216	50,277	8,622	1,338	5,044	35,273
New Britain ..	9,056,000	146	59,472	104,538	164,010	79,291	444	4,589	79,686
New Ireland ..	2,444,800	114	39,808	61,560	101,368	55,961	..	819	44,588
Bougainville ..	2,611,200	53	16,964	39,869	56,833	30,057	56	871	25,849
Manus ..	512,000	20	5,705	13,879	19,584	14,127	49	184	5,224
Total ..	59,520,000	571	217,424	283,402	500,826	224,329	3,743	26,491	246,263

(a) Where two or more holdings are operated conjointly they are enumerated as a single holding.

NOTE.—Figures exclude particulars of unoccupied or unused holdings and of subsistence gardens maintained in the grounds of various Administration hospitals and schools, &amp;c.

## 5. PRINCIPAL COMMERCIAL CROPS SHOWING HOLDINGS, AREA UNDER CROP AND PRODUCTION DURING YEAR ENDED 31ST MARCH, 1956.

(i) Non-Indigenous Operators.

Crop.	Number of Holdings.*	Area under Crop.	Production (Quantity).
		Acres.	
Permanent Plantation Crops—			
Cacao .. .. .	238	(a) 26,411 (b) 10,581 (c) 36,992	928 tons
Coffee .. .. .	109	(a) 2,144 (b) 685 (c) 2,829	
Coconuts and Copra ..	386	(a) 23,411 (b) 184,282 (c) 207,693	
Tea .. .. .	4	(a) 172 (b) 95 (c) 267	
Other Principal Crops—			
Peanuts .. .. .	34	751	220 tons
Rice .. .. .	11	800	166 tons†
Vegetables grown for sale (including root and tuber crops) .. .. .	42	807	2,553 tons

\* Numbers relate to holdings growing 1 acre or more of specified crop. † Paddy.  
(a) Immature plants. (b) Plantings of bearing age. (c) Total area of crop.

APPENDIX VIII.—*continued.**(ii) Indigenous Operators.*

## Permanent Plantation and other Cash Crops—

Cacao ..	..	At 30th June, 1956, registered indigenous cacao growers numbered 874 and were estimated to have an area of approximately 7,250 acres under crop mainly in the Gazelle Peninsula region of the New Britain District. Indigenous growers are estimated to have produced approximately 350 tons of cacao beans during the year.
Coffee ..	..	Commercial croppings by indigenous growers are concentrated in the Goroka, Aiyura and Finschhafen areas. Estimated production during 1955-56 was 25 tons. Total area being developed by growers at the end of the year was estimated at 1,780 acres.
Copra ..	..	Approximately 15,000 tons of copra are estimated to have been produced during the year by indigenous growers.
Peanuts ..	..	Indigenous growers produced for sale about 100 tons of peanuts from an area of 300 acres. It is estimated that the total area of native grown peanuts was of the order of 1,500 acres and production 500 tons.
Rice ..	..	Estimated commercial production for the year was some 940 tons of paddy produced from about 1,230 acres planted to crop.
Passion fruit	..	Production for the year was estimated at approximately 380 tons.

---



## APPENDIX IX.

## LIVESTOCK.

PRINCIPAL LIVESTOCK AT 31ST MARCH, 1956.

*(a) Numbers on Holdings of Non-Indigenous Operators—*

Particulars.	Number.
Cattle .. .. .	6,805
Sheep .. .. .	1,561
Horses .. .. .	710
Donkeys .. .. .	68
Mules .. .. .	7
Pigs .. .. .	4,959
Goats .. .. .	2,422

NOTE.—Draft Animals—Virtually no animals are used for draft purposes other than horses, donkeys and mules. Less than 20 per cent. of the horses maintained on holdings are of draft type.

*(b) Livestock owned by Indigenous Inhabitants—*

No data are available of such livestock which mainly comprises pigs and fowls.

## APPENDIX X.

## FISHERIES.

No statistics are available regarding the quantity and value of fish and shell-fish caught, the whole of which is consumed locally. Trochus and other shell is exported, the quantities and values of exports for the last five years being—

	1951-52.	1952-53.	1953-54.	1954-55.	1955-56.
Shell, Green Snail—					
Tons .. .. .	232.5	247.5	203.0	177.0	178.0
Value .. .. .	£32,996	£39,789	£39,310	£46,048	£72,819
Shell, Trochus—					
Tons .. .. .	385.5	358.2	547.0	521.0	481.0
Value .. .. .	£44,294	£48,058	£131,011	£172,908	£230,200
Shell, Other—					
Value .. .. .	£12	£47	..	£9	(a) £563

(a) Includes re-exports of 4 cwt. of mother of pearl shell valued at £311.

## APPENDIX XI.

## FORESTS.

## 1. CLASSIFICATION OF FOREST AREAS.

Particulars.	Area.	Remarks.
	Acres.	
Land held by Administration for Forestry purposes at 30th June, 1956—		
1. (a) Merchantable—		
(i) Under exploitation ..	256,139	1. It is considered that as techniques of logging and access are developed practically the whole of the presently acquired lands will prove to be merchantable. 2. For details of permits and licences issued in respect of exploited areas see Table 3.
(ii) Other .. .. .	248,019	
(b) Non-merchantable .. .. .	..	
(c) Total .. .. .	504,158	
2. Total Estimated Forest Area ..	42,000,000	It is estimated that 70 per cent. of the total area of the Territory is forested. The assessment of productive forest potential is proceeding with the resumption of work on interpretation of data obtained during the war from extensive air surveys of resources.

## 2. SILVICULTURE: OPERATIONS TO 30TH JUNE, 1955 AND 1956.

Particulars.	30th June, 1955.		30th June, 1956.	
	Acres.		Acres.	
Area improved or regenerated .. .. .	200		200	
Area of plantations established—				
<i>Araucaria</i> sp. .. .. .	(a)	990		1,420
Teak .. .. .	(a)	271		321
Kamarere .. .. .	(a)	286		337
Miscellaneous .. .. .	(a)	44		105
Total .. .. .	(a)	1,591		2,183

(a) Revised since publication in 1954-55 report.

## 3. PERMITS AND LICENCES ISSUED FOR THE HARVESTING OF TIMBER, EFFECTIVE AT 30TH JUNE, 1956.

NOTE.—Permits for the harvesting of timber usually have a currency of ten years whereas the currency of licences issued is for twelve months.

Forestry District.	Permits.		Licences.		Total Area under Commercial Exploitation.
	No.	Area.	No.	Area.	
		Acres.		Acres.	Acres.
Lae .. .. .	6	26,453	4	163	26,616
Bulolo .. .. .	6	36,988	4	898	37,886
Rabaul .. .. .	7	132,937	..	..	132,937
Wewak .. .. .	2	58,700	..	..	58,700
Total .. .. .	21	255,078	8	1,061	256,139

## APPENDIX XI.—continued.

## 4. ANNUAL TIMBER YIELD FOR YEARS 1951-52 TO 1955-56.

Estimated logs harvested for conversion locally or for export under authorization of the Forestry Ordinance.(a)

Species.	1951-52.	1952-53.	1953-54.	1954-55.	1955-56.
	Super. feet.	Super. feet.	Super. feet.	Super. feet.	Super. feet.
Hardwood .. .. .	9,083,424	8,930,448	12,501,164	17,548,839	21,954,555
Softwood .. .. .	7,216,576	9,569,552	14,671,241	25,333,157	24,854,423
Total .. .. .	16,300,000	18,500,000	27,172,405	42,881,996	46,808,978

(a) Commercial harvest only—excludes logs harvested from private freehold land.

## 5. NUMBER OF PERSONS EMPLOYED IN SAWMILLING AND RELATED FORESTRY ACTIVITIES AT 30TH JUNE, 1955 AND 1956.

District.	30th June, 1955.				30th June, 1956.			
	European.	Other Non-indigenous.	Indigenous.	Total.	European.	Other Non-indigenous.	Indigenous.	Total.
Western Highlands ..	7	..	190	197	4	..	199	203
Eastern Highlands ..	6	2	143	151	7	1	78	86
Sepik .. .. .	12	1	197	210	13	1	244	258
Madang .. .. .								
Morobe .. .. .	238	3	828	1,069	277	1	849	1,127
New Britain .. ..	43	15	545	603	54	17	594	665
Bougainville .. ..	2	..	10	12	..	..	..	..
Total .. .. .	308	21	1,913	2,242	355	20	1,964	2,339

## 6. SAWN TIMBER (OR ITS EQUIVALENT) PRODUCTION FOR YEARS 1951-52 TO 1955-56.(a)

Estimated production from logs harvested under authorization of the Forestry Ordinance.

Species.	1951-52.	1952-53.	1953-54.	1954-55.	1955-56.
	Super. feet.	Super. feet.	Super. feet.	Super. feet.	Super. feet.
Hardwood .. .. .	3,843,724	4,154,640	5,264,868	7,334,418	9,210,913
Softwood .. .. .	4,329,900	5,739,900	8,802,720	15,199,860	14,912,653
Total .. .. .	8,173,624	9,894,540	14,067,588	22,534,278	24,123,566

(a) Commercial production only—excludes logs harvested from private freehold land.

## APPENDIX XII.

## MINERAL RESERVES.

## 1. MINERAL AREAS HELD AT 30TH JUNE, 1956.

Section of Population.							Claims—Acres.	Mining Leases—Acres.	Total—Acres.
Indigenous	..	..	..	..	..	..	(a)	..	(a)
Non-Indigenous	..	..	..	..	..	..	11,184	6,061	17,245
Total	..	..	..	..	..	..	11,184	6,061	17,245

(a) Various natural drainage areas without demarcation boundaries have been pegged by groups of indigenes for alluvial mining. Statistics of these areas are not available.

## 2. NUMBER OF MINES ACCORDING TO PRINCIPAL MINERAL EXTRACTED AND OWNERSHIP, AT 30TH JUNE, 1956.

Nationality of Owner or Operator.							Principal Mineral Extracted.	Number of Mines.
Non-Indigenous Mining Incorporated Companies—								
New Guinea Registered	..	..	..	..	..	..	Gold	1
Australian Registered	..	..	..	..	..	..	Gold	5
Canadian Registered	..	..	..	..	..	..	Gold	1
Unincorporated Operators*	..	..	..	..	..	..	Gold	36
Indigenous Mining†	..	..	..	..	..	..	Gold	197
Total	..	..	..	..	..	..	..	240

\* Particulars of nationality not available.

† Approximately 1,200 indigenes are estimated to have been engaged in these operations, at end of year.

## 3. QUANTITY AND VALUE OF MINERALS PRODUCED DURING THE YEARS 1951-52 TO 1955-56.

Year.	Gold.		Platinum.		Silver.		Osmiridium.		Iridium.		
	Fine oz.	Value.	Fine oz.	Value.	Fine oz.	Value.	Fine oz.	Value.	Fine oz.	Value.	
		£		£		£		£		£	
1951-52	..	110,214	1,707,402	12.65	407	53,429	20,523	0.94	49	..	..
1952-53	..	138,640	2,147,766	4.05	133	64,420	23,398	1.22	63	..	..
1953-54	..	90,857	1,409,480	6.31	219	50,946	18,402	..	..	..	..
1954-55	..	85,726	1,339,473	8.66	293	46,922	17,590	..	..	0.04	2
1955-56	..	71,519	1,117,483	7.71	292	42,950	17,169	..	..	..	..

APPENDIX XII.—*continued.*

## 4. EXCLUSIVE PROSPECTING LICENCES AND OIL PROSPECTING PERMITS (a) HELD AT 30TH JUNE, 1956.

Mineral.								No. of Licences, &c.	Area.
Gold	..	..	..	..	..	..	..	2	1,013 acres
Oil	..	..	..	..	..	..	..	1	1,650 square miles

(a) Exclusive rights to prospect for petroleum in specified areas.

5. NUMBER OF WORKERS EMPLOYED IN THE MINING INDUSTRY—DAILY WORKING AVERAGE 1955-56.  
(NOTE.—Figures exclude workers employed by mining operators, engaged in non-mining ancillary activities).

Type of Mining.								Non-indigenous.		Indigenous.	Total.
								Europeans.	Other.		
Underground	..	..	..	..	..	..	..	34	..	343	377
Surface	..	..	..	..	..	..	..	93	1	(a) 2,223	(a) 2,317
Total	..	..	..	..	..	..	..	127	1	2,566	2,694

(a) Includes estimated 1,100 indigenes working on their own account.

## APPENDIX XIII.

## INDUSTRIAL PRODUCTION.

## 1. SUMMARY OF MANUFACTURING INDUSTRY: YEAR ENDED 30TH JUNE, 1955.

NOTE.—The figures hereunder relate to factory establishments in which four or more persons are employed or where power other than manual is used in any manufacturing process, but exclude particulars of electricity generating stations, and repair workshops operated solely for the purpose of servicing operators own plant and equipment and of elementary processing of primary products carried out at the farm or mine. A twelve months lag in the presentation of these statistics is unavoidable.

Particulars.	Industrial Metals Machines, &c.(a)	Food and Drink.	Sawmills and Joinery.(b)	Other Manufacturing. (a)	Total.(a)
Number of Factories .. .. .	24	19	29	4	76
Employment at end of year—					
Europeans—					
Males .. .. .	61	17	245	26	349
Females .. .. .	12	8	25	4	49
Persons .. .. .	73	25	270	30	398
Other Non-Indigenous—					
Males .. .. .	37	13	14	32	96
Females .. .. .	1	4	..	..	5
Persons .. .. .	38	17	14	32	101
Indigenous—					
Males .. .. .	195	197	1,206	205	1,803
Females .. .. .	..	..	..	..	..
Persons .. .. .	195	197	1,206	205	1,803
Total .. .. .	306	239	1,490	267	2,302
Salaries and Wages Paid .. .. . £'000.	95	46	452	69	662
Value of—					
Materials and Fuel Used .. .. . £'000.	80	155	626	1,184	2,045
Output .. .. . £'000.	256	279	1,615	1,338	3,488
Production (Value added) .. .. . £'000.	176	124	989	154	1,443
Land and Buildings (Book Value) .. .. . £'000.	70	44	700	122	936
Plant and Machinery (Book Value) .. .. . £'000.	74	61	1,122	250	1,507

(a) See head note.

(b) Includes plywood and veneer milling but excludes furniture.

## 2. GENERATION OF ELECTRIC ENERGY: INSTALLED CAPACITY AND PRODUCTION.

Capacity and Production.	1953.	1954.	1955.
Installed Capacity—	1,000 kW.	1,000 kW.	1,000 kW.
Hydro-electric .. .. .	5.50	5.50	5.60
Thermo-electric .. .. .	1.86	2.11	2.71
Total .. .. .	7.36	7.61	8.31
Production—	Million kWh.	Million kWh.	Million kWh.
Hydro-electric .. .. .	28.34	28.16	31.71
Thermo-electric .. .. .	4.03	4.60	5.33
Total .. .. .	32.37	32.76	37.04

## APPENDIX XIV.

## CO-OPERATIVES.

## I. DETAILS OF CO-OPERATIVE SOCIETIES FOR EACH OF THE YEARS ENDED 31ST MARCH, 1952 TO 1956.

## (a) Primary Organizations.

Year.	Societies.	Members.	Capital.	Turnover.			
				Store.	Copra.	Other.	Total.
			£	£	£	£	£
1951-52 .. ..	29	11,631	17,277	20,000	17,250	..	37,250
1952-53 .. ..	50	20,646	61,319	28,436	90,113	..	118,549
1953-54 .. ..	74	35,516	136,150	61,636	235,818	13,147	310,601
1954-55 .. ..	83	34,038	160,026	181,475	256,291	38,171	475,937
1955-56 .. ..	96	38,762	186,478	165,563	216,025	68,082	449,670

## (b) Secondary Organizations.\*

Year.	Associations.	Member Societies.	Total Capital.	Store Turnover.
			£	£
1951-52 .. ..	1	8	2,270	7,013
1952-53 .. ..	2	32	14,964	33,258
1953-54 .. ..	4	65	62,901	49,472
1954-55 .. ..	5	69	94,987	152,282
1955-56 .. ..	5	76	101,789	167,400

\* Associations operating as procurement and marketing agencies for member societies.

## 2. CO-OPERATIVE SOCIETIES SHOWING MEMBERS, CAPITAL AND TURNOVER FOR YEAR ENDED 31ST MARCH, 1956.

Type.	No. of Societies.	Total Membership.	Total Capital.	Total Turnover.				Rebates to Members.	Total Fixed Assets.
				Store.	Copra.	Other.	Total.		
			£	£	£	£	£	£	
Primary Organization, viz.:—									
Consumer .. ..	2	973	3,162	2,150	..	..	2,150	191	593
Producer .. ..	37	10,880	49,772	..	59,511	16,063	75,574	7,139	6,027
Dual-purpose..	57	26,909	133,544	163,413	156,514	52,019	371,946	11,789	22,533
Total Primary Organizations	96	38,762	186,478	165,563	216,025	68,082	449,670	19,119	29,153
*Secondary Organization, viz.:—									
Associations of Societies ..	5	76†	101,789	167,400	..	..	167,400	535	44,849

\* i.e., Associations operating as procurement and marketing agencies for members societies.

† Societies.

## APPENDIX XIV.—continued.

## 3. PRIMARY ORGANIZATIONS: ACTIVITY IN EACH DISTRICT DURING YEAR ENDED 31ST MARCH, 1956.

District.	Societies.	Members.	Capital.	Turnover.				Fixed Assets.
				Store.	Copra.	Other.	Total.	
			£	£	£	£	£	£
Sepik .. .. .	4	1,372	7,560	..	3,085	..	3,085	3,996
Madang .. .. .	17	6,012	36,498	16,796	20,487	7,500	44,783	5,840
New Britain .. .. .	24	12,466	59,280	43,456	44,387	8,516	96,359	11,926
New Ireland .. .. .	25	11,868	49,038	52,947	116,052	29,284	198,283	5,471
Bougainville .. .. .	14	3,394	14,286	23,534	17,556	5,623	46,713	999
Manus.. .. .	12	3,650	19,816	28,830	14,458	17,159	60,447	921
Total .. .. .	96	38,762	186,478	165,563	216,025	68,082	449,670	29,153

## 4. SECONDARY ORGANIZATIONS: ACTIVITY IN EACH DISTRICT DURING YEAR ENDED 31ST MARCH, 1956.

District.	Associations.	Member Societies.	Capital.	Turnover.	Fixed Assets.
Madang .. .. .	1	12	17,587	25,407	13,408
New Britain .. .. .	1	17	32,869	32,345	10,630
New Ireland .. .. .	1	21	31,788	50,244	17,320
Bougainville .. .. .	1	14	8,016	29,634	1,608
Manus .. .. .	1	12	11,529	29,770	1,883
Total .. .. .	5	76	101,789	167,400	44,849



## APPENDIX XV.

## TRANSPORT AND COMMUNICATIONS.

## 1. VEHICULAR ROADS AND BRIDLE PATHS.

District.	Bridle Paths.	Vehicular Roads.			
	Mileage at—	Mileage at—		Heavy and Medium Traffic.	Light Traffic.
	30th June, 1955.*	30th June, 1955.	30th June, 1956.		
Eastern Highlands .. .. .	2,510	446	535	113	422
Western Highlands .. .. .	960	350	423	..	423
Sepik .. .. .	3,600	393	558	106	452
Madang .. .. .	5,570	425	425	220	205
Morobe .. .. .	5,000	370	528	332	196
New Britain .. .. .	1,500	500	625	153	472
New Ireland .. .. .	1,057	335	335	120	215
Bougainville .. .. .	1,650	226	397	34	363
Manus .. .. .	219	50	53	26	27
<b>Total .. .. .</b>	<b>22,066</b>	<b>3,095</b>	<b>3,879</b>	<b>1,104</b>	<b>2,775</b>

\* Particulars as at 30th June, 1956, not available.

## 2. POSTAL ARTICLES HANDLED DURING THE YEAR ENDED 30TH JUNE, 1956.

Type of Article.	Number Handled.
Letters .. .. .	4,173,443
Periodicals, &c. .. .. .	1,191,428
Parcels .. .. .	91,295
Registered Articles .. .. .	82,950
<b>Total .. .. .</b>	<b>5,539,116</b>

## 3. MONEY ORDER TRANSACTIONS DURING THE YEARS ENDED 30TH JUNE, 1955 AND 1956.

Particulars.	1954-55.		1955-56.	
	No.	Value.	No.	Value.
Issued .. .. .	6,565	£ 99,924	6,029	£ 147,149
Paid .. .. .	1,766	52,674	2,205	116,373

## APPENDIX XV.—continued.

## 4. TELEPHONE SERVICES: 1955-56.

Particulars.	1955-56.
Exchanges .. .. .	10
Mileage of Conductors (Single Wire)—	
Underground .. .. .	3,805
Aerial .. .. .	1,395
<b>Total .. .. .</b>	<b>5,200</b>
Wires connected .. .. .	1,248
Instruments connected .. .. .	1,741
Number of Subscribers .. .. .	1,291

## 5. TELEGRAPH SERVICES: NUMBER OF TELEGRAPH STATIONS AND MESSAGES HANDLED DURING THE YEARS ENDED 30TH JUNE, 1955 AND 1956.

Particulars.	1954-55.	1955-56.
Stations—Number .. .. .	154	167
Messages handled—Number .. .. .	271,415	313,433

## 6. EXTERNAL AND INTERNAL AIR AND AIR MAIL SERVICES.

Operator.	Route.	Frequency of Service.	Aircraft Type.
International Services— Qantas Empire Airways Ltd.	Lae—Madang—Wewak—Hollandia	One return trip per fortnight ..	DC3
	Lae—Finschhafen—Rabaul—Buka—Vella Lavella—Yandina—Honiara	Three return trips each four weeks	DC3
Intra-Territorial Services— Qantas Empire Airways Ltd.	Lae—Madang—Wewak—Manus—Kavieng—Rabaul (returns to Madang only)	Once weekly .. .. .	DC3
	Lae—Madang—Awar—Wewak—Manus—Kavieng—Rabaul	One return trip per week ..	DC3
	Lae—Finschhafen—Rabaul—Kavieng—Manus	One return trip per fortnight ..	DC3
	Lae—Finschhafen—Rabaul—Kavieng	One return trip per week ..	DC3
	Lae—Finschhafen—Rabaul—Buka ..	Once fortnightly .. .. .	DC3
	Madang—Goroka—Lae .. .. .	Once fortnightly .. .. .	DC3
	Lae—Finschhafen—Rabaul .. .. .	One return trip per week ..	DC3
	Lae—Bulolo—Wau—Lae .. .. .	Four weekly .. .. .	DC3
	Madang—Lae .. .. .	One return trip per week ..	DC3
	Madang—Goroka .. .. .	Three services each two weeks ..	DC3
	Lae—Goroka all ports to Wabag ..	Two return trips each week ..	DC3
	Rabaul—Sohano—Teopasino—Kieta—Tonolei Harbour	One return trip per fortnight ..	Catalina Boat
	Lae—Kaiapit—Arona—Aiyura—Kainantu—Goroka	Two return trips each week ..	DHC2
	Lae—Menyamy .. .. .	One return trip per week ..	DHC2
Lae—Garaina .. .. .	One return trip per week ..	DHC2	
Madang—Minj .. .. .	Six return trips each week ..	DC3	

APPENDIX XV.—*continued.*6. EXTERNAL AND INTERNAL AIR AND AIR MAIL SERVICES—*continued.*

Operator.	Route.	Frequency of Service.	Aircraft Type.
<b>Intra-Territorial Services—<i>continued.</i></b>			
Mandated Airlines Limited	Lae-Goroka-Madang-Wewak-Madang-Rabaul	One return trip per week ..	DC3
	Lae-Goroka-Madang-Wewak-Momote-Kavieng-Rabaul	One return trip per week ..	DC3
	Wewak-Yangoru-Maprik-Ambunti-Angoram-Wewak	Once weekly .. ..	DH84
Territory Airlines Limited ..	Goroka-Lae-Boana .. ..	Two return trips each week ..	DH84
	Goroka-Chimbu-Kerowagi ..	Twelve return trips each week ..	DH84
	Goroka-Kainantu-Arona-Aiyura	Six return trips each week ..	DH84
Gibbes Sepik Airways Ltd.	Wewak-Telefomin-Wewak ..	Once weekly .. ..	Norseman
	Wewak-Maprik-Yangoru (optional-Wewak)	Twelve weekly .. ..	Norseman
	Wewak-Dagua-Aitape-Vanimo ..	Two return trips each week ..	Norseman
	Wewak-Lumi-Green River-Wewak	Frequency dependent on loading At least two weekly	Norseman
Madang Air Services ..	Madang-Aiome .. ..	Five return trips each week ..	Cessna 170
	Madang-Saidor .. ..	Two return trips each week ..	Cessna 170
	Madang-Josephstaal .. ..	Two return trips each week ..	Cessna 170
<b>Services to ports outside Territory—</b>			
Qantas Empire Airways Ltd.	Lae-Port Moresby-Australia ..	Five return trips each week ..	DC4
	Port Moresby-Papuan ports-Kandrian-Talasea-Jacquinot Bay-Rabaul	One return trip per fortnight ..	Catalina Flying Boat
Gibbes Sepik Airways Ltd.	Minj-Ialibu-Mendi-Tari ..	Five return trips each week ..	Norseman
	Minj-Eravc-Moro .. ..	One return trip per week ..	Norseman
Mandated Airlines Limited	Lae-Goroka-Wau-Port Moresby	Three return trips each week ..	DC3
Papuan Air Transport Ltd.	Port Moresby-Kokoda-Popondetta-Lae	One return trip per week ..	Anson
Carsair .. ..	Port Moresby-Goroka ..	Three return trips each week ..	Anson

## 7. NUMBER OF PASSENGERS, PASSENGER MILES AND FREIGHT TON MILES FLOWN BY AIR SERVICES OPERATING TO OR FROM EXTRA-TERRITORIAL TERMINALS DURING THE YEAR ENDED 30TH JUNE, 1956.

Details.	International Services.			Sydney-Port Moresby-Lae Service.
	Lae-Solomon Islands.	Lae-Hollandia.	Total.	
Route miles .. ..	1,069	547	1,616	3,452
Miles flown (thousands) .. ..	87.3	29.4	116.7	1,083.2
Hours flown .. ..	617	217	834	5,847
Paying passengers .. ..	1,859	817	2,676	23,851
Paying passenger miles (thousands) .. ..	1,107.2	221.8	1,329.0	31,771.3
Freight (short tons) .. ..	23.3	17.7	41.0	545.6
Freight ton miles (short tons) .. ..	15,246.8	5,247.9	20,494.7	703,076.3
Mail (short tons) .. ..	6.6	4.9	11.5	115.7
Mail ton miles (short tons) .. ..	5,418.8	1,199.5	6,618.3	172,760.5

APPENDIX XV.—*continued.*

## 8. SCHEDULE OF AERODROMES AND ALIGHTING AREAS INDICATING CONTROLLING AUTHORITY AND CAPACITY.

Aerodrome.	Controlled by.	Aircraft Capacity.
Aiome .. .. .	Administration .. .. .	Light
Aitape .. .. .	Administration .. .. .	Light
Aiyura .. .. .	Administration .. .. .	Light
Ambunti .. .. .	Administration .. .. .	Light
Angoram .. .. .	Administration .. .. .	Light
Arona .. .. .	Administration .. .. .	Light
Asoloka .. .. .	Private .. .. .	Light
Annanberg .. .. .	Private .. .. .	Light
Awar .. .. .	Department of Civil Aviation .. .. .	Medium
Baiyer River .. .. .	Administration .. .. .	Medium
Bongis .. .. .	Private .. .. .	Light
Banz .. .. .	Administration .. .. .	Medium
Boana .. .. .	Private .. .. .	Light
Boiken .. .. .	Private .. .. .	Light
Boru .. .. .	Private .. .. .	Light
Bowgis .. .. .	Private .. .. .	Light
Buka Passage .. .. .	Department of Civil Aviation .. .. .	Medium
Bulolo .. .. .	Department of Civil Aviation .. .. .	Medium
Bundi .. .. .	Private .. .. .	Light
Burui .. .. .	Administration .. .. .	Light
But .. .. .	Administration .. .. .	Light
Chimbu .. .. .	Administration .. .. .	Light
Dagua .. .. .	Administration .. .. .	Light
Dirima .. .. .	Private .. .. .	Light
Dumpu .. .. .	Administration .. .. .	Light
Faita .. .. .	Administration .. .. .	Light
Finschhafen .. .. .	Department of Civil Aviation .. .. .	Medium
Garaina .. .. .	Administration .. .. .	Medium
Goroka .. .. .	Department of Civil Aviation .. .. .	Medium
Green River .. .. .	Administration .. .. .	Light
Gusap .. .. .	Department of Civil Aviation .. .. .	Medium
Hayfield .. .. .	Administration .. .. .	Light
Hoskins .. .. .	Administration .. .. .	Medium
Josephstaal .. .. .	Administration .. .. .	Light
Kairiru .. .. .	Private .. .. .	Light
Kaiapit .. .. .	Administration .. .. .	Light
Kainantu .. .. .	Administration .. .. .	Medium
Kambot .. .. .	Private .. .. .	Light
Karanka .. .. .	Private .. .. .	Light
Kar Kar .. .. .	Administration .. .. .	Light
Kangia .. .. .	Private .. .. .	Light
Kavieng .. .. .	Department of Civil Aviation .. .. .	Medium
Kegsugi .. .. .	Private .. .. .	Light
Kerowagi .. .. .	Administration .. .. .	Medium
Kogi .. .. .	Private .. .. .	Light
Kompiam .. .. .	Administration .. .. .	Light
Korigu .. .. .	Private .. .. .	Light
Kuli .. .. .	Private .. .. .	Light
Kunchingai .. .. .	Private .. .. .	Light
Kup .. .. .	Private .. .. .	Light
Kinjilei .. .. .	Private .. .. .	Light
Lac .. .. .	Department of Civil Aviation .. .. .	Heavy

APPENDIX XV.—*continued.*8. SCHEDULE OF AERODROMES AND ALIGHTING AREAS INDICATING CONTROLLING AUTHORITY AND CAPACITY—*continued.*

Aerodrome.	Controlled by.	Aircraft Capacity.
Lumi .. .. .	Administration .. .. .	Light
Madang .. .. .	Department of Civil Aviation .. .. .	Medium
Mambe .. .. .	Private .. .. .	Light
Maprik .. .. .	Administration .. .. .	Light
Marienberg .. .. .	Private .. .. .	Light
Menyama .. .. .	Administration .. .. .	Light
Minj .. .. .	Department of Civil Aviation .. .. .	Medium
Momote .. .. .	Royal Australian Air Force .. .. .	Heavy
Mount Hagen .. .. .	Administration .. .. .	Medium
Nadzab .. .. .	Department of Civil Aviation .. .. .	Heavy
Nambaiyufa .. .. .	Private .. .. .	Light
Nondugl .. .. .	Administration .. .. .	Medium
Ogelbeng .. .. .	Private .. .. .	Light
Pabarabuk .. .. .	Private .. .. .	Light
Rabaul .. .. .	Department of Civil Aviation .. .. .	Medium
Rintebe .. .. .	Private .. .. .	Light
Saidor .. .. .	Administration .. .. .	Medium
Sassoya .. .. .	Private .. .. .	Light
Sissano .. .. .	Private .. .. .	Light
Slate Creek .. .. .	Private .. .. .	Light
Togoba .. .. .	Administration .. .. .	Medium
Tadji .. .. .	Department of Civil Aviation .. .. .	Medium
Telefomin .. .. .	Administration .. .. .	Light
Terebu .. .. .	Private .. .. .	Light
Timbunke .. .. .	Private .. .. .	Light
Torembi .. .. .	Private .. .. .	Light
Tremcame .. .. .	Private .. .. .	Light
Tsili Tsili .. .. .	Administration .. .. .	Light
Urimo .. .. .	Private .. .. .	Light
Ulau .. .. .	Private .. .. .	Light
Yanimo .. .. .	Administration .. .. .	Light
Wabag .. .. .	Administration .. .. .	Medium
Wantoat .. .. .	Administration .. .. .	Light
Wapenamanda .. .. .	Administration .. .. .	Medium
Wau .. .. .	Department of Civil Aviation .. .. .	Medium
Wewak .. .. .	Department of Civil Aviation .. .. .	Medium
Wiurni .. .. .	Private .. .. .	Light
Wasu .. .. .	Administration .. .. .	Light
Yakumul .. .. .	Private .. .. .	Light
Yangoru .. .. .	Private .. .. .	Light
Yaramanda .. .. .	Private .. .. .	Light
<b>Alighting Areas—</b>		
Finschhafen .. .. .	Department of Civil Aviation .. .. .	Heavy
Jacquinot Bay .. .. .	Department of Civil Aviation .. .. .	Heavy
Kandrian .. .. .	Department of Civil Aviation .. .. .	Heavy
Kieta .. .. .	Department of Civil Aviation .. .. .	Heavy
Lae .. .. .	Department of Civil Aviation .. .. .	Heavy
Lindenhafen .. .. .	Department of Civil Aviation .. .. .	Heavy
Madang .. .. .	Department of Civil Aviation .. .. .	Heavy
Rabaul .. .. .	Department of Civil Aviation .. .. .	Heavy
Sohano .. .. .	Department of Civil Aviation .. .. .	Heavy

## APPENDIX XV.—continued.

## 8. SCHEDULE OF AERODROMES AND ALIGHTING AREAS INDICATING CONTROLLING AUTHORITY AND CAPACITY—continued.

Aerodrome.	Controlled by.	Aircraft Capacity.
<i>Alighting Areas—continued.</i>		
Talasea .. .. .	Department of Civil Aviation .. .. .	Heavy
Teopasino .. .. .	Department of Civil Aviation .. .. .	Heavy
Tonolei Harbour .. .. .	Department of Civil Aviation .. .. .	Heavy

## Legend—

Light Aircraft—up to 10,000 lb. all-up weight.

Medium Aircraft—up to 30,000 lb. all-up weight.

Heavy Aircraft—up to 80,000 lb. all-up weight.

## 10. OVERSEAS VESSELS ENTERED AND CLEARED, NEW GUINEA PORTS, DURING THE YEAR ENDED 30TH JUNE, 1956.

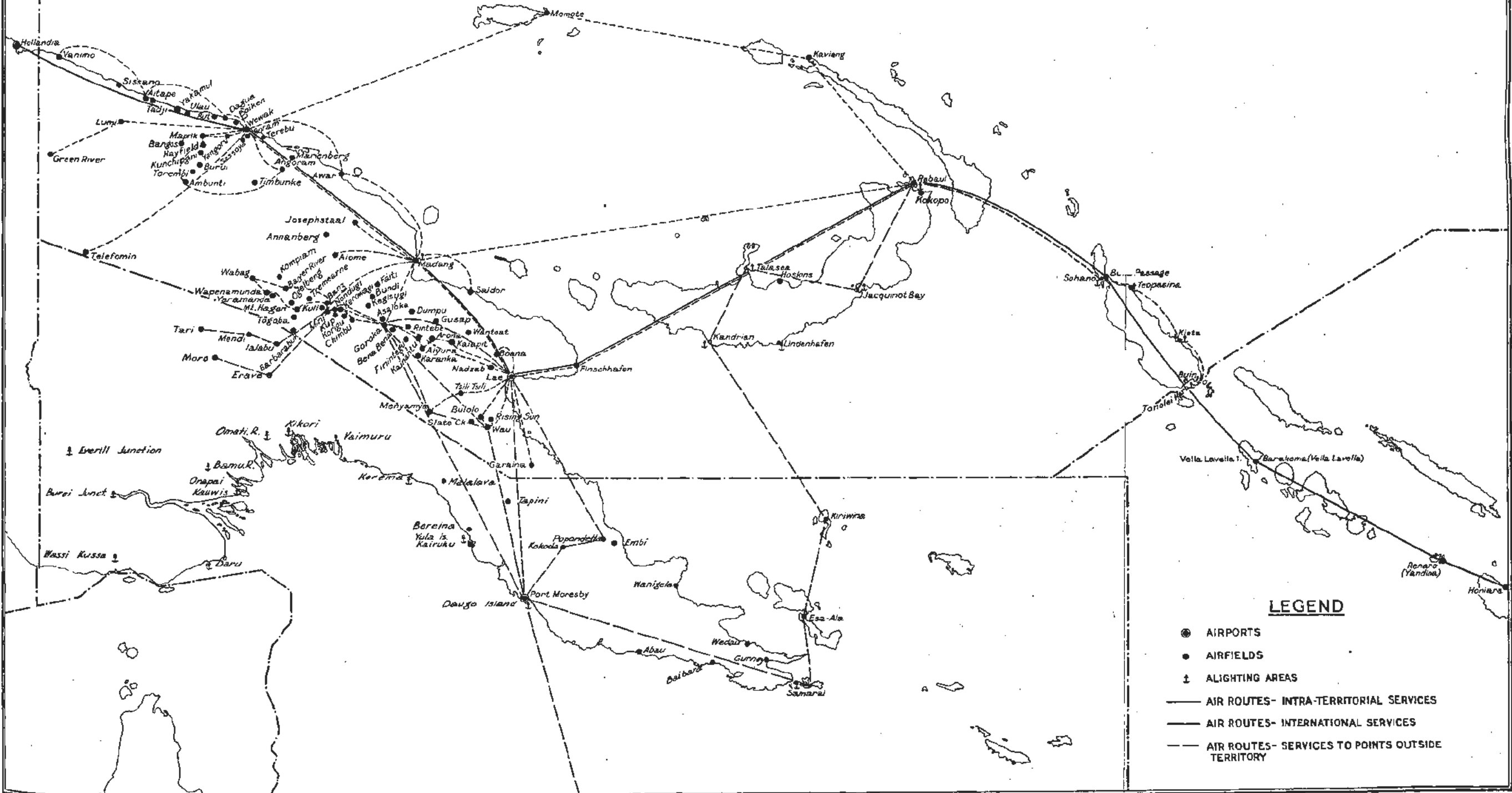
Nationality.	Vessels Entered.		Vessels Cleared.		Total.	
	Number.	Tonnage.	Number.	Tonnage.	Number.	Tonnage.
British .. .. .	87	198,109	94	211,018	181	409,127
Other—						
Denmark .. .. .	1	4,869	1	4,869	2	9,738
Finland .. .. .	1	5,613	1	5,613	2	11,226
Formosa .. .. .	1	2,123	1	2,123	2	4,246
Japan .. .. .	1	53	1	53	2	106
Korea .. .. .	1	2,608	1	2,608	2	5,216
Netherlands .. .. .	2	82	2	82	4	164
Norway .. .. .	6	19,913	6	19,913	12	39,826
Sweden .. .. .	13	27,553	12	25,559	25	53,112
Unregistered .. .. .	1	425	1	425	2	850
<b>Total .. .. .</b>	<b>114</b>	<b>261,348</b>	<b>120</b>	<b>272,263</b>	<b>234</b>	<b>533,611</b>

## 11. TONNAGE OF OVERSEAS CARGO HANDLED AT NEW GUINEA PORTS DURING THE YEAR ENDED 30TH JUNE, 1956.

Particulars.	Port.					Total.
	Rabaul.	Lae.	Madang.	Kavieng.	Lorengau.	
Tonnage Discharged .. .. .	41,557	36,246	18,586	4,522	3,809	104,720
Tonnage Laden .. .. .	51,065	37,765	11,622	10,115	2,554	113,121
<b>Total .. .. .</b>	<b>92,622</b>	<b>74,011</b>	<b>30,208</b>	<b>14,637</b>	<b>6,363</b>	<b>217,841</b>

# TERRITORY OF NEW GUINEA

SHOWING  
AIRPORTS, PRINCIPAL AIRFIELDS & AIR SERVICES



**LEGEND**

- AIRPORTS
- AIRFIELDS
- ⊥ ALIGHTING AREAS
- AIR ROUTES- INTRA-TERRITORIAL SERVICES
- AIR ROUTES- INTERNATIONAL SERVICES
- - - AIR ROUTES- SERVICES TO POINTS OUTSIDE TERRITORY

APPENDIX XV.—*continued.*

## 12. NUMBER OF VESSELS LICENSED UNDER THE SHIPPING ORDINANCE 1951-1952 AT 30TH JUNE, 1956, CLASSIFIED ACCORDING TO TYPE AND GROSS REGISTERED TONNAGE.

Tonnage—Gross Register.	Vessels.		
	Steam.	Motor.*	Total.
Under 100 tons .. .. .	..	119	119
Over 100 tons .. .. .	8	33	41
Total .. .. .	8	152	160

\* Includes auxiliary sailing vessels. There are no licensed sailing vessels.



## APPENDIX XVI.

## COST OF LIVING.

Item.	Unit.	Average Retail Price.
		<i>s. d.</i>
Staple Foodstuffs—		
Rice .. .. .	lb.	1 2
Wheatmeal .. .. .	lb.	1 0½
Peas .. .. .	lb.	1 6
Meat .. .. .	12-oz. tin	2 7½
Dripping .. .. .	lb.	2 10
Sugar .. .. .	lb.	1 2
Tea .. .. .	lb.	11 7½
Salt .. .. .	lb.	1 0
Fresh Vegetables .. .. .	lb.	0 3
Tobacco .. .. .	Trade stick	0 9
Clothes and Domestic Items—		
Lavalava .. .. .	each	7 3½
Shorts, khaki .. .. .	pair	11 3
Shirts, khaki .. .. .	each	13 6
Blankets .. .. .	each	14 11½
Mosquito nets .. .. .	each	16 7
Plates .. .. .	each	2 3½
Pannikins .. .. .	each	1 9
Spoons .. .. .	each	1 0
Kitbags .. .. .	each	13 9½
Matches .. .. .	Box	0 2
Soap .. .. .	2-lb. bar	2 11

The above table shows the average of retail prices in the Territory of various staple foodstuffs and other items commonly used by the indigenous population.

## APPENDIX XVII.

## LABOUR.

## 1. COMPOSITION OF THE TOTAL ECONOMICALLY ACTIVE INOIGENOUS POPULATION CLASSIFIED FOR EACH MAJOR GROUP OF INDUSTRY AT 31ST MARCH, 1956.

Industry.	Workers for Wages and Other Benefits. <sup>(a)</sup>			Total Number Employed.
	Governmental Employees.	Employed by Private Industry.		
		Under Agreement.	As Casual Workers.	
Primary production—				
Copra and cocoa .. .. .	..	14,727	5,458	20,185
Coffee .. .. .	..	336	2,561	2,897
Other agriculture .. .. .	1,051	247	709	2,007
Forestry .. .. .	560	..	..	560
Mining and quarrying—				
Gold .. .. .	..	2,235	285	2,520
Other mining .. .. .	4	..	..	4
General—				
Manufacturing .. .. .	..	484	919	1,403
Building and construction .. .. .	1,646	156	861	2,663
Transport and storage—				
Land .. .. .	151	8	231	390
Sea .. .. .	..	239	263	502
Air .. .. .	317	27	299	643
Communications .. .. .	149	..	..	149
Commerce .. .. .	..	424	1,290	1,714
Personal service.. .. .	..	182	2,235	2,417
Other .. .. .	12	143	134	289
Professional activities—				
Religion and social welfare .. .. .	..	148	671	819
Health, hospitals, &c. .. .. .	2,527	..	..	2,527
Education .. .. .	363	..	..	363
Governmental—				
Not elsewhere classified .. .. .	1,960	..	..	1,960
Total .. .. .	8,740	19,356	15,916	(b) 44,012

<sup>(a)</sup> Includes 574 workers from Papua.<sup>(b)</sup> In addition, 1,558 indigenes were employed in the Police Force.

NOTE.—No industries are seasonal and averages for the year are not available. Information is not available relating to employers, own account workers or unpaid family workers.

## APPENDIX XVII.—continued.

## 2. NUMBER OF INDIGENOUS WORKERS EMPLOYED AT 31ST MARCH, 1956, SHOWING SEX, MARITAL STATUS AND AGE GROUPS CLASSIFIED ACCORDING TO EACH MAJOR GROUP OF INDUSTRY.

Industry.	Sex.		Marital Status.		Age Groups.					
	Male.	Female.	Married.	Single.	16 to 20.	21 to 25.	26 to 30.	31 to 35.	36 to 40.	41 and over.
Privately employed agreement, casual and governmental workers—										
Primary production—										
Copra and cocoa .. ..	20,077	108	6,904	13,281	6,346	8,490	3,939	815	401	194
Coffee .. ..	2,887	10	1,052	1,845	1,086	1,136	526	97	42	10
Other agriculture .. ..	1,996	11	624	1,383	579	864	397	92	53	22
Forestry .. ..	560	..	117	443	182	247	104	27	..	..
Mining and quarrying—										
Gold .. ..	2,520	..	837	1,683	945	1,068	391	64	42	10
Other mining .. ..	4	..	..	4	2	1	1	..	..	..
General—										
Manufacturing .. ..	1,401	2	451	952	371	555	316	88	62	11
Building and construction .. ..	2,661	2	461	2,202	801	1,140	539	125	44	14
Transport and storage—										
Land .. ..	390	..	151	239	55	118	139	49	24	5
Sea .. ..	502	..	180	322	123	176	132	34	28	9
Air .. ..	643	..	126	517	184	227	150	51	17	14
Commerce .. ..	1,714	..	666	1,048	487	645	411	101	48	22
Communications .. ..	149	..	46	103	36	67	36	6	2	2
Personal Service .. ..	2,330	87	1,015	1,402	1,096	725	408	102	58	28
Other .. ..	278	11	106	183	118	100	48	13	6	4
Professional activities—										
Religion and social welfare .. ..	774	45	269	550	264	304	167	50	22	12
Health, hospitals, &c. .. ..	2,341	186	1,152	1,375	605	832	657	261	105	67
Education .. ..	354	9	123	240	94	148	70	34	16	1
Governmental—										
Not elsewhere classified .. ..	1,959	1	569	1,391	398	755	526	149	94	38
<b>Total .. ..</b>	<b>43,540</b>	<b>472</b>	<b>14,849</b>	<b>29,163</b>	<b>13,772</b>	<b>17,598</b>	<b>8,957</b>	<b>2,158</b>	<b>1,064</b>	<b>463</b>

## APPENDIX XVII.—continued.

## 3. NUMBER OF PRIVATELY EMPLOYED AGREEMENT WORKERS EMPLOYED AT 31ST MARCH, 1956, SHOWING PLACE OF RECRUITMENT ACCORDING TO EACH MAJOR GROUP OF INDUSTRY.

Industry.	Place of Recruitment.(a)		
	Engaged in Home District.	Engaged from Other Districts.	Engaged from Papua.
Privately employed agreement workers (b)—			
Primary production—			
Copra and cocoa .. .. .	8,376	6,303	48
Coffee .. .. .	293	42	1
Other agriculture .. .. .	238	6	3
Mining and quarrying—			
Gold .. .. .	2,207	23	5
General—			
Manufacturing .. .. .	476	8	..
Building and construction .. .. .	81	74	1
Transport and storage—			
Land .. .. .	8	..	..
Sea .. .. .	165	74	..
Air .. .. .	27	..	..
Commerce .. .. .	388	34	2
Personal service .. .. .	165	17	..
Other .. .. .	95	48	..
Professional activities—			
Religion and social welfare .. .. .	118	23	7
Total .. .. .	12,637	6,652	67

(a) In addition there were 15,916 privately employed casual workers (including 275 females) and 8,740 governmental casual workers (including 197 females). Particulars are not available of the place of recruitment of such workers. (b) Information given drawn from Native Employees' Agreements current at 31st March, 1956.

## 4. WAGES OF INDIGENOUS EMPLOYEES, BY OCCUPATION, AT 31ST MARCH, 1956.

Occupation.	Number.	Average Wage.(a)
Males—		£ s. d.
Animal husbandry assistant .. .. .	2	17 10 0
Agricultural assistant .. .. .	1	3 15 0
Agricultural field worker .. .. .	2	5 10 0
Agricultural instructor .. .. .	5	5 15 0
Aid post orderly .. .. .	491	7 0 7
Assistant recruiter .. .. .	31	1 12 3

APPENDIX XVII.—*continued.*4. WAGES OF INDIGENOUS EMPLOYEES, BY OCCUPATION, AT 31ST MARCH, 1956—*continued.*

Occupation.	Number.	Average Wage.(a)
<i>Males—continued.</i>		
Baker .. .. .	41	£ s. d. 3 16 9
Blacksmith .. .. .	3	4 0 3
Bookbinder .. .. .	5	1 19 5
Boiler attendant .. .. .	6	12 1 8
Cook .. .. .	315	2 16 5
Caretaker .. .. .	1	4 0 0
Carpenter .. .. .	752	6 9 11
Clerk .. .. .	195	6 11 5
Co-operative inspector .. .. .	13	13 1 9
Chainman .. .. .	5	5 0 0
Domestic .. .. .	2,151	2 1 4
Driver—		
Motor transport .. .. .	716	7 1 9
Engine stationary .. .. .	65	7 2 7
Electrician .. .. .	16	9 13 0
Education assistant .. .. .	1	8 2 6
Fireman .. .. .	59	2 14 10
Fisherman .. .. .	11	2 2 6
Fisheries attendant .. .. .	1	5 0 0
Fitter and turner .. .. .	1	20 0 0
Gardener .. .. .	110	1 7 1
Game shooter .. .. .	17	1 0 4
Garage assistant .. .. .	2	4 0 0
Heavy plant operator .. .. .	39	6 5 1
Handicraft instructor .. .. .	1	6 17 6
Hospital assistant .. .. .	34	6 14 3
Hospital handyman .. .. .	8	5 4 1
Interpreter .. .. .	54	2 6 7
Instructor .. .. .	22	16 0 10
Log cutter .. .. .	11	3 3 8
Linesman .. .. .	42	7 8 8
Linotype operator .. .. .	9	3 6 8
Labourer—		
General .. .. .	18,469	1 2 2
Sanitary .. .. .	186	3 9 6
Artisan .. .. .	7	3 5 10
Plantation .. .. .	15,180	0 19 11
Foreman .. .. .	513	4 2 3
Laundryman .. .. .	307	2 13 6
Livestock field worker .. .. .	19	5 13 2
Messenger and cleaner .. .. .	59	2 1 8
Mechanic .. .. .	192	7 0 6
Mill hand .. .. .	1	5 0 0
Medical orderly .. .. .	366	6 7 8
Medical orderly—Hygiene.. .. .	1	2 10 0
Malaria control orderly .. .. .	5	6 0 0
Nurseryman .. .. .	2	5 6 6
Nursing assistant.. .. .	1	16 17 6
Operator—Theatre .. .. .	1	6 0 0
Painter .. .. .	210	6 7 0
Plumber .. .. .	23	10 10 10

APPENDIX XVII.—*continued.*4. WAGES OF INDIGENOUS EMPLOYEES, BY OCCUPATION, AT 31ST MARCH, 1956—*continued.*

Occupation.	Number.	Average Wage.(a)		
		£	s.	d.
<i>Males—continued.</i>				
Postal assistant .. .. .	6	3	14	6
Shop assistant .. .. .	24	5	5	2
Steward and waiter .. .. .	117	2	11	5
Seaman—				
Ordinary .. .. .	504	2	7	11
Able-bodied .. .. .	18	5	3	9
Bo'sun .. .. .	20	5	7	1
Saw sharpener .. .. .	2	13	8	9
Stockman .. .. .	74	1	10	8
Sawyer .. .. .	187	3	7	4
Shipwright .. .. .	16	5	14	3
Storeman .. .. .	253	5	5	9
Ship's master .. .. .	6	16	14	8
Sailmaker .. .. .	1	10	0	0
Tailor .. .. .	3	2	16	8
Telephonist .. .. .	18	5	5	9
Technician—				
Radio .. .. .	9	10	6	1
Telephone .. .. .	14	7	11	10
Teacher .. .. .	227	7	15	11
Wardsman .. .. .	2	4	1	3
Winchman .. .. .	10	4	13	11
Workshop assistant .. .. .	41	10	3	11
Yardman .. .. .	3	6	6	8
Probationer (trainee) .. .. .	1,205	1	10	3
<b>Total Males</b> .. .. .	<b>43,540</b>	..		
<i>Females—</i>				
Aid post orderly .. .. .	2	6	17	6
Cook .. .. .	28	2	9	7
Cleaner .. .. .	1	2	10	0
Domestic .. .. .	134	1	12	6
Gardener .. .. .	8	0	15	9
Infant and maternal welfare nurse .. .. .	5	6	17	6
Laundress .. .. .	6	1	15	10
Machinist .. .. .	1	5	12	6
Malaria control assistant .. .. .	1	6	17	6
Medical orderly .. .. .	13	6	1	2
Nursemaid .. .. .	9	2	2	4
Plantation worker .. .. .	92	1	3	0
Teacher .. .. .	8	4	10	8
Probationer (trainee) .. .. .	164	1	10	0
<b>Total Females</b> .. .. .	<b>472</b>	..		
<b>TOTAL</b> .. .. .	<b>44,012</b>	..		

(a) Per month. In addition workers are provided with rations, clothing, equipment and hospital services. If a worker is engaged away from his place of employment, the cost of transport each way is borne by the employer. If a worker's dependants live at the place of employment, his employer also provides rations for his wife and children and clothing for his wife.

APPENDIX XVII.—*continued.*

## 5. NUMBER OF LABOUR INSPECTIONS PERFORMED DURING THE YEAR ENDED 30TH JUNE, 1956, CLASSIFIED ACCORDING TO MAJOR GROUPS OF INDUSTRY AND SHOWING NUMBER OF WORKERS COVERED.

Industry.	Number of Inspections.	Number of Workers Covered.		
		Agreement.	Casual.	Total.
Primary production—				
Copra and cocoa .. .. .	171	7,980	2,097	10,077
Other agriculture .. .. .	3	..	144	144
General—				
Manufacturing .. .. .	7	176	128	304
Building and construction .. .. .	5	..	175	175
Transport and storage—				
Land .. .. .	3	..	56	56
Sea .. .. .	1	..	406	406
Air .. .. .	3	..	112	112
Communications .. .. .	1	..	42	42
Commerce .. .. .	37	405	319	724
Other .. .. .	5	64	57	121
Professional activities—				
Health, hospitals, &c. .. .. .	6	..	272	272
Religion and social welfare .. .. .	5	..	50	50
Governmental—Not elsewhere classified .. .. .	3	..	338	338
<b>Total .. .. .</b>	<b>250</b>	<b>8,625</b>	<b>4,196</b>	<b>12,821</b>

NOTE.—Details of the number of medical inspections of places of employment are not available. Plantations and other places of employment are visited by medical officers and medical assistants on normal health patrols, details of which are given in Part VII, Chapter 7 of this report.

## 6. NUMBER OF INDUSTRIAL ACCIDENTS WHICH OCCURRED DURING THE YEAR ENDED 30TH JUNE, 1956, SHOWING CAUSE AND RESULT.

Industry.	Cause of Accident.	Result.		
		Fatal.	Non-Fatal.	Total.
Primary Production—				
Copra and cocoa .. .. .	Bomb explosion .. .. .	..	1	1
	Injured by hand tools .. .. .	..	3	3
	Vehicle accident .. .. .	..	3	3
	Felling timber .. .. .	1	1	2
	Struck by surf boat .. .. .	1	..	1
	Foreign body in eye .. .. .	..	3	3
	Fall from vehicle .. .. .	1	4	5
	Falling objects .. .. .	..	1	1

APPENDIX XVII.—*continued.*6. NUMBER OF INDUSTRIAL ACCIDENTS WHICH OCCURRED DURING THE YEAR ENDED 30TH JUNE, 1956, SHOWING CAUSE AND RESULT—*continued.*

Industry.	Cause of Accident.	Result.		
		Fatal.	Non-Fatal.	Total.
<i>Primary Production—continued.</i>				
Other agriculture .. .. .	Foreign body in eye .. .. .	..	1	1
	Falling objects .. .. .	..	1	1
	Falling timber .. .. .	..	1	1
	Injured by hand tools .. .. .	..	1	1
	Accidentally shot .. .. .	1	..	1
Forestry .. .. .	Injured by machinery .. .. .	..	2	2
	Felling timber .. .. .	1	1	2
<i>Mining and Quarrying—</i>				
Gold .. .. .	Injured by machinery .. .. .	..	1	1
	Fall from vehicle .. .. .	..	1	1
	Snake bite .. .. .	1	..	1
	Drowning .. .. .	1	..	1
	Injured by hand tools .. .. .	..	1	1
	Unloading vehicles .. .. .	..	2	2
<i>General—</i>				
Building and construction .. .. .	Injured by machinery .. .. .	1	3	4
	Electric shock .. .. .	..	1	1
	Falling objects .. .. .	1	..	1
Manufacturing .. .. .	Injured by machinery .. .. .	..	4	4
	Felling timber .. .. .	1	..	1
	Minor crushings .. .. .	..	4	4
	Foreign body in eye .. .. .	..	1	1
	Fall from vehicle .. .. .	..	1	1
<i>Transport and storage—</i>				
Land .. .. .	Vehicle accident .. .. .	1	..	1
	Fall from vehicle .. .. .	..	1	1
Air .. .. .	Minor crushings .. .. .	..	1	1
	Injured by hand tools .. .. .	..	2	2
Commerce .. .. .	Minor crushings .. .. .	..	1	1
	Injured by hand tools .. .. .	..	1	1
	Fall from vehicle .. .. .	..	1	1
	Fall on ship .. .. .	..	1	1
Personal Service .. .. .	Injured by hand tools .. .. .	..	1	1
Other .. .. .	Injured by machinery .. .. .	..	1	1
<i>Professional activities—</i>				
Religion and social welfare .. .. .	Injured by machinery .. .. .	..	1	1
<i>Governmental—</i>				
Not elsewhere classified .. .. .	Vehicle accident .. .. .	..	1	1
Total .. .. .	.. .. .	11	54	65



## APPENDIX XVII.—continued.

## 7. NUMBER OF CASES WHERE COMPENSATION DUE TO INDUSTRIAL ACCIDENTS WAS PAID DURING THE YEAR ENDED 30TH JUNE, 1956.

Industry.	Nature and Cause of Injury.	Category of Employment.			Total.	Degree of Disability.	Amount of Compensation.
		Private.		Governmental.			
		Agreement.	Casual.				
Primary Production— Copra and cocoa ..	Internal injuries—vehicle accident	1	..	..	1	Death	£75
	Dislocated shoulder—fall from vehicle	1	..	..	1	Partial permanent	£25
	Fractured skull—struck by surf boat	1	..	..	1	Death	£100
	Foreign body in eye—cutting bamboo	..	1	..	1	Partial permanent	£15
	Loss of eye—struck by foreign body	1	..	..	1	Partial permanent	£40
	Fractured skull—felling timber	1	1	..	2	Death	£60 and £100
	Internal injuries—fall from vehicle	1	..	..	1	Death	£100
Other agriculture ..	Severed fingers—injured by machinery	1	1	..	2	Partial permanent	£12 10s. and £20
	Accidentally shot ..	..	1	..	1	Death	£100
Forestry .. ..	Fractured skull—struck by falling tree	..	..	1	1	Death	£100
	Severed finger—injured by machinery	..	..	1	1	Partial permanent	£5
Mining and Quarrying— Gold .. ..	Fractured rib, pneumonia—struck by falling object	1	..	..	1	Death	£50
	Accidental drowning ..	1	..	..	1	Death	£50
General— Manufacturing ..	Traumatic shock—struck by falling timber	1	..	..	1	Death	£100
	Severed thumb—injured by machinery	..	1	..	1	Partial permanent	£22
	Crushed finger—stacking timber	..	1	..	1	Partial temporary	£23 10s.
	Crushed finger—injured by machinery	..	1	..	1	Partial temporary	£2
	Crushed foot—sawing timber	..	1	..	1	Partial temporary	£30
Building and construction	Severed finger—injured by machinery	..	1	..	1	Partial temporary	£7 10s.
Transport and Storage— Land .. ..	Crushed thoracic organs—vehicle accident	..	1	..	1	Death	£95
Commerce .. ..	Fractured leg—unloading vehicle	..	1	..	1	Partial temporary	£8 8s.
	Peritonitis .. ..	..	1	..	1	Death	£50
Other .. ..	Fractured toe—injured by machinery	..	1	..	1	Partial permanent	£20
<b>Total</b> .. ..	.. .. ..	<b>10</b>	<b>13</b>	<b>2</b>	<b>25</b>		

## APPENDIX XVII.—continued.

## 8. DETAILS OF WORKERS IN EMPLOYMENT SHOWING INDUSTRIES AND CAUSES OF DEATH DURING YEAR ENDED 30TH JUNE, 1956.

Cause of Death.	Primary Production.		Mining and Quarrying.	General Industries.						—			Total.
	Copra and Cocoa.	Other Agriculture.	Gold.	Manufacturing.	Transport—Land.	Transport—Sea.	Communications.	Commerce.	Personal Service.	Health and Hospitals.	Education.	Governmental—Not elsewhere classified.	
Internal injuries ..	4	..	..	..	..	..	..	..	..	..	..	2	6
Cerebral malaria ..	10	..	..	..	..	..	..	..	..	..	..	..	10
Lymphosarcoma ..	1	..	..	..	..	..	..	..	..	..	..	..	1
Pneumonia ..	17	1	1	..	..	..	..	..	..	..	..	..	19
Cardiac failure ..	3	1	..	..	..	..	..	..	..	1	1	..	6
Accidental drowning ..	2	..	1	..	1	..	..	..	..	..	..	..	4
Meningitis ..	11	..	..	1	..	..	..	..	..	..	..	..	12
Senile decay ..	3	..	..	..	1	..	..	..	1	..	..	1	6
Spear wound ..	1	..	..	..	..	..	..	..	..	..	..	..	1
Malaria ..	3	..	2	..	2	1	..	..	2	1	..	..	11
Encephalitis ..	1	1	..	..	..	..	..	..	..	..	..	..	2
Post-operative shock ..	1	1	..	..	..	..	..	..	1	..	..	1	3
Fractured skull ..	2	..	2	..	..	..	..	..	..	..	..	..	4
Peritonitis ..	3	..	..	..	..	..	..	..	..	..	..	..	3
Tomemia ..	3	..	..	..	..	..	..	..	..	..	..	..	3
Cerebral haemorrhage ..	1	..	..	..	..	..	..	..	..	..	..	..	1
Cancer of stomach ..	1	..	..	..	..	..	..	..	..	..	..	..	1
Dysentery ..	2	1	..	..	1	..	..	..	..	..	..	..	4
Tetanus ..	1	..	..	..	..	..	..	..	..	..	..	..	1
Blackwater fever ..	1	..	..	..	..	..	..	..	..	..	..	..	1
Anaemia ..	1	..	..	..	..	..	..	..	..	..	..	..	1
Ruptured oesophagus ..	1	..	..	..	..	..	..	..	..	..	..	..	1
Rheumatic fever ..	1	..	..	..	..	..	..	..	..	..	..	..	1
Fractured cervical ..	1	..	..	..	..	..	..	..	..	..	..	..	1
Uræmia ..	1	..	..	..	..	..	..	..	..	..	..	..	1
Epilepsy ..	1	..	..	..	..	..	..	..	..	..	..	..	1
Cerebral abscess ..	1	..	..	..	..	..	..	..	1	..	..	..	2
Pulmonary oedema ..	1	..	..	..	..	..	..	..	..	..	..	..	1
Tuberculosis ..	1	..	..	..	3	..	..	..	..	1	..	1	6
Ascites ..	1	..	..	..	..	..	..	..	..	..	..	..	1
Rheumatic endocarditis ..	1	..	..	..	..	..	..	..	..	..	..	..	1
Food poisoning ..	..	1	..	..	..	..	..	..	..	..	..	..	1
Snake bite ..	..	..	1	..	..	..	..	..	..	..	..	..	1
Septicaemia ..	..	..	1	..	..	..	..	..	..	..	..	..	1
Murdered ..	..	..	1	..	..	..	..	..	..	..	..	..	1
Toxaemia ..	..	..	..	1	..	..	..	..	..	..	..	..	1
Traumatic shock ..	..	..	..	1	..	..	..	..	..	..	..	..	1
Asthma ..	..	..	..	..	1	..	..	..	..	..	..	..	1
Crushed thorax ..	..	..	..	..	1	..	..	..	..	..	..	..	1
Cerebral spinal fever ..	..	..	..	..	1	..	..	..	..	..	..	..	1
Hepatic abscess ..	..	..	..	..	..	1	..	..	..	..	..	..	1
Fractured neck ..	..	..	..	..	..	..	1	..	..	..	..	2	3
Duodenal ulcer ..	..	..	..	..	..	..	..	1	..	..	..	..	1
Poliomyelitis ..	..	..	..	..	..	..	..	1	..	..	..	..	1
Ruptured spleen ..	..	..	..	..	..	..	..	..	1	..	..	..	1
Peripheral circulatory failure ..	..	..	..	..	..	..	..	..	1	..	..	..	1
Fractured cricoid cartilage ..	..	..	..	..	..	..	..	..	..	..	..	1	1
Scrub typhus ..	..	..	..	..	..	..	..	..	..	..	..	..	1
Total ..	82	6	9	3	11	2	1	3	6	3	1	8	135

## APPENDIX XVII.—continued.

## 9. PROSECUTIONS FOR BREACHES OF THE NATIVE LABOUR ORDINANCE 1950-1955 BY EMPLOYERS DURING THE YEAR ENDED 30TH JUNE, 1956.

Section of Ordinance or Regulation.	Offence.	Number of Employers.			Penalty Imposed.
		Prosecuted.	Convicted.	Acquitted.	
Section 38 ..	Failure to pay an employee a proportion of his wages monthly	1	1	..	Fined £10
Section 42 ..	Failure to issue to an employee such rations, clothing and other articles as are prescribed	2	2	..	One fined £2 and one fined £10
Section 45 (1) ..	Failure to provide an employee and his wife or children residing with him with such housing, cooking facilities, ablution and sanitary conveniences as are prescribed	2	2	..	Each fined £5
Section 45 (3) ..	Failure to construct married quarters for an employee	3	3	..	Two fined £5 and one fined £15
Section 67 (1) ..	Failure to issue to casual workers such rations, clothing and other articles as are prescribed	2	2	..	One fined £2 and one fined £2 10s.
Section 67 (3) ..	Failure to provide casual workers with such housing, cooking facilities, ablution facilities, cooking utensils, medical treatment and sanitary conveniences as are prescribed	6	6	..	Three fined £10, one fined £5 and two fined £2
Section 68 (3) ..	Payment to casual workers of a monetary allowance in lieu of rations contrary to this section	8	8	..	Three fined £2, four fined £1 and one fined 15s.
Section 71 ..	Failure to keep a casual workers' engagement register as prescribed	1	1	..	Fined £2 10s.
Section 74 (1) ..	Failure to provide medical treatment to employees, casual workers and their dependants as is prescribed, and to take all reasonable precautionary measures to safeguard their health	2	2	..	One fined £2 and one fined £5
Section 85 (1) ..	Removal of employees from the Territory other than under the provisions of Section 85	1	1	..	Fined £10
Section 92 ..	Making a false entry, alteration or erasure in a document	1	1	..	Fined £10
Section 107 (3) ..	Obstructing or hindering any officer from inspecting or examining quarters or workers	1	1	..	Fined £10
Regulation 24 ..	Failure to provide beds as are prescribed	2	2	..	One fined £10 and one fined £2
	Total .. .. .	32	32	..	

## 10. PROSECUTIONS FOR BREACHES OF THE NATIVE LABOUR ORDINANCE 1950-1955 BY WORKERS DURING THE YEAR ENDED 30TH JUNE, 1956.

Section of Ordinance.	Offence.	Number of Workers.			Penalty Imposed.
		Prosecuted.	Convicted.	Acquitted.	
Section 68 (3) ..	Acceptance by a worker of a monetary allowance in lieu of rations contrary to this Section	4	4	..	Each fined 5s.
Section 90 ..	Dangerous use of fire .. .. .	2	2	..	Each fined £3
	Total .. .. .	6	6	..	

## APPENDIX XVII.—continued.

## 11. DETAILS OF BREACHES OF NATIVE EMPLOYEES' AGREEMENTS UNDER THE NATIVE LABOUR ORDINANCE 1950-1955 BY WORKERS AND EMPLOYERS DURING THE YEAR ENDED 30TH JUNE, 1956, RESULTING IN VARIATION OR TERMINATION OF AGREEMENTS.

Nature of Breach.	Section of Ordinance.	Number of Agreements.		
		Terminated.	Varied.	Total.
Absence without leave or reasonable excuse .. .. .	40 (2) (a)	..	82	82
Imprisonment .. .. .	40 (2) (b)	..	125	125
Detention in administration hospital whilst receiving treatment for venereal disease .. .. .	40 (2) (c)	..	11	11
Ill health of an employee .. .. .	47 (3) (a)	75	..	75
Exerting a bad influence on fellow workers .. .. .	47 (3) (b)	23	..	23
Absence from work for period exceeding seven days .. .. .	47 (3) (c)	362	..	362
Imprisonment for period exceeding seven days .. .. .	47 (3) (d)	73	..	73
Has not at all times and to the best of his ability carried out the duties allotted under the agreement .. .. .	47 (3) (e)	41	..	41
Ill health of employee .. .. .	48 (3) (a)	6	..	6
Employee assaulted by employer, overseer or foreman .. .. .	48 (3) (c)	5	..	5
Absence of employee without permission .. .. .	51 (2) (a)	..	151	151
Refusal to perform work lawfully allotted .. .. .	51 (2) (b)	..	9	9
Failure by employee to show ordinary diligence .. .. .	51 (2) (c)	..	28	28
Any other breach of agreement on part of employee .. .. .	51 (2) (d)	..	9	9
Negligence on part of employee .. .. .	51 (2) (e)	..	92	92
Total .. .. .	..	585	507	1,092

NOTE.—In addition there were 760 terminations under the provisions of Section 49, that is, mutual consent by both employer and employee.

## 12. NUMBER OF COMPLAINTS BY WORKERS, BY CATEGORIES OF EMPLOYMENT DURING THE YEAR ENDED 30TH JUNE, 1956.

Nature of Complaint.	Number of Complaints.	Total Number of Workers Involved.	Category of Employment.		
			Governmental.	Private.	
				Agreement.	Casual.
Wages earned, not paid .. .. .	9	9	..	8	1
Hours worked in excess of those prescribed .. .. .	4	4	..	4	..
	13	13	..	12	1

NOTE.—All complaints were fully investigated by Departmental officers who acted as conciliators in respect of the complaints listed. The complaints did not involve the loss of any man-days.

## 13. NUMBER AND DURATION OF INDUSTRIAL DISPUTES WHICH OCCURRED DURING THE YEAR ENDED 30TH JUNE, 1956.

No industrial disputes were reported during the year under review.

## APPENDIX XVIII.

## SOCIAL SECURITY AND WELFARE SERVICES.

Information relating to social security and welfare services is given in Part VII, Chapter 5, of this report.

## APPENDIX XIX.

## PUBLIC HEALTH.

## 1. MEDICAL PERSONNEL: OFFICIAL AND NON-OFFICIAL AT 30TH JUNE, 1956.

Designation.	Official.				Non-Official.				Total.
	European.		Non-European.		European.		Non-European.		
	Males.	Females.	Males.	Females.	Males.	Females.	Males.	Females.	
Physicians and Surgeons .. ..	34	..	..	..	9	5	..	..	48
Dentists .. ..	2	1	..	..	4	1	..	..	8
Nurses .. ..	..	68	..	64	..	81	..	..	213
Medical Assistants .. ..	75	2	812	1	9	..	..	..	899
Medical Orderlies .. ..	..	..	942	140	..	..	..	..	1,082
Sanitary Inspectors .. ..	7	..	2	..	..	..	..	..	9
Pharmacists .. ..	4	1	..	..	3	..	..	..	8
Laboratory Workers .. ..	10	..	4	..	..	1	..	..	15
Other Medical (includes storemen, clerks, &c.) .. ..	10	29	863	..	2	..	..	..	904
Other Dental .. ..	3	1	2	..	..	..	..	..	6
Other Sanitation .. ..	2	..	247	..	..	..	..	..	249
Total .. ..	147	102	2,872	205	27	88	..	..	3,441

## 2. HOSPITALS AND MEDICAL CENTRES AT 30TH JUNE, 1956.

Medical Institution.	Administration.	Private.	Mission.	Total.
European Hospitals .. ..	9	1	2	12
Indigenous Hospitals .. ..	49	1	29	79
Asian Hospitals .. ..	3	..	..	3
Aid Posts or Medical Centres .. ..	711	..	135	846
Welfare Clinics .. ..	189	..	71	260
Hansenide Hospitals .. ..	5	..	2	7
Total .. ..	966	2	239	1,207

## APPENDIX XIX.—continued.

## 3. ADMINISTRATION HOSPITALS BY DISTRICT, AT 31ST MARCH, 1956, SHOWING NUMBER OF BEDS OCCUPIED AND IN-PATIENTS AND OUT-PATIENTS TREATED.

Particulars.	Eastern Highlands.	Western Highlands.	Sepik.	Madang.	Muroc.	New Britain.	New Ireland.	Bougainville.	Manus.	Total.
European Hospitals—										
Number .. ..	1	..	1	1	2	1	1	1	1	9
Beds—Daily average number occupied ..	0.9	..	1.7	4.8	15.6	11.4	0.8	0.4	0.6	36.2
In-patients—Number ..	50	..	68	227	693	409	42	23	39	1,551
Asian Hospitals—										
Number .. ..	..	..	..	..	1	1	1	..	..	3
Beds—Daily average number occupied ..	..	..	..	..	1.6	7.8	0.7	..	..	10.1
In-patients—Number ..	..	..	8*	9*	58	203	35	4*	..	317
Indigenous Hospitals—										
Number .. ..	6	4	11	7	9	6	5	5	1	54†
Beds—Daily average number occupied ..	630.3	973.5	775.1	651.1	571.0	654.7	456.7	283.0	56.9	5,052.3
In-patients—Number ..	23,213	10,854	17,049	9,613	11,676	11,465	5,598	4,045	1,102	94,615
Out-patients—										
European .. ..	1,148	26	1,170	1,337	4,148	2,080	1,055	192	505	11,661
Other Non-indigenous ..	..	..	23	160	475	82	1,168	26	..	1,934
Indigenous .. ..	8,743	15,688	9,277	13,092	13,197	9,168	4,869	3,099	1,455	78,588

\* These in-patients receive treatment at the European hospitals.

† Includes five hansenide hospitals.

## 4. NUMBER OF IN-PATIENTS TREATED IN ADMINISTRATION HOSPITALS, BY DISEASE GROUP, DURING THE YEAR ENDED 31ST MARCH, 1956.

Disease.	European.		Asian.		Indigenous.		Total.	
	In-patients.	Deaths.	In-patients.	Deaths.	In-patients.	Deaths.	In-patients.	Deaths.
External Injuries .. ..	67	..	8	..	5,661	13	5,736	13
Diseases of the Skin and Areolar Tissue .. ..	110	..	15	..	19,885	..	20,010	..
Diseases caused by infection other than those specifically listed elsewhere—								
Hansen's Disease .. ..	..	..	..	..	2,229	17	2,229	17
Malaria .. ..	162	..	31	2	14,887	164	15,080	166
Yaws .. ..	..	..	..	..	6,068	..	6,068	..
Other .. ..	58	1	8	..	9,472	72	9,538	73
	220	1	39	2	32,656	253	32,915	256

## APPENDIX XIX.—continued.

## 4. NUMBER OF IN-PATIENTS TREATED IN ADMINISTRATION HOSPITALS BY DISEASE GROUP DURING THE YEAR ENDED 31ST MARCH, 1956—continued.

Disease.	European.		Asian.		Indigenous		Total.	
	In-patients.	Deaths.	In-patients.	Deaths.	In-patients.	Deaths.	In-patients.	Deaths.
Diseases of the Metazoan Parasites	2	..	1	..	1,019	..	1,022	..
Diseases and Injuries of Bones, Joints, Muscles, Fasciae and Bursae	124	..	22	..	2,992	18	3,138	18
Diseases of the Eye .. ..	20	..	4	..	1,977	..	2,001	..
Diseases of the Ear .. ..	5	..	2	..	968	..	975	..
Diseases of the Breast .. ..	3	..	2	..	314	1	319	1
Diseases of the Glands of Internal Secretion and Metabolism ..	8	..	4	..	1,565	88	1,577	88
Diseases of the Blood and Blood Forming Organs .. ..	22	1	..	..	861	13	883	14
Diseases of the Circulatory System ..	58	5	16	4	84	15	158	24
Diseases of the Nervous System ..	63	2	12	1	645	72	720	75
Diseases of the Respiratory System ..	72	1	21	1	12,733	479	12,826	481
Diseases of the Teeth, Mouth, Gums, Pharynx and Accessory Sinuses ..	47	..	2	..	702	..	751	..
Diseases of the Stomach and Intestines .. ..	204	1	40	1	5,909	110	6,153	112
Diseases of the Liver, Gall Bladder, Spleen and Pancreas .. ..	50	1	8	1	596	57	654	59
Diseases of the Urinary Organs ..	63	..	9	..	388	32	460	32
Diseases of the Male Organs of Generation .. ..	7	..	4	..	993	..	1,004	..
Diseases of the Female Organs of Generation .. ..	42	..	10	..	505	..	557	..
Effects of Conception .. ..	316	1	89	..	2,528	44	2,933	45
Poisoning .. ..	16	..	1	..	145	7	162	7
Tumours or New Growths .. ..	12	..	5	3	324	32	341	35
Deformities or Congenital Deformities .. ..	..	..	..	..	67	..	67	..
Unspecified .. ..	20	..	3	..	1,098	8	1,121	8
Total .. ..	1,551	13	317	13	94,615	1,242	96,483	1,268

## 5. NUMBER OF PATIENTS TREATED BY MISSION HOSPITALS DURING THE YEAR ENDED 30TH JUNE, 1956.

District.	Number of In-patients.	Number of Known Out-patient Treatments.
Eastern Highlands .. ..	1,618	69,413
Western Highlands .. ..	1,439	98,903
Sepik .. ..	1,014	53,637
Madang .. ..	1,592	115,264
Morobe .. ..	5,960	149,569
Morobe .. ..	8,097	363,429
New Britain .. ..	1,300	53,973
New Ireland .. ..	8,381	284,630
Bougainville .. ..	45	4,317
Manus .. ..	..	..
Total .. ..	29,446	1,193,135

APPENDIX XIX.—*continued.*

## 6. TOTAL EXPENDITURE ON HEALTH DURING THE YEAR ENDED 30TH JUNE, 1956.

						£	£
Administration—							
Public Health—General	..	..	..	..	..	1,410,711	
Medical Aid to Missions	..	..	..	..	..	55,580	
Construction of Hospitals, Sewerage, &c.	..	..	..	..	..	302,453	
							1,768,744
Missions (from their own funds)—							
Assemblies of God in Australia	..	..	..	..	..	100	
Australian Baptist Foreign Mission	..	..	..	..	..	2,979	
Australian Lutheran Mission	..	..	..	..	..	950	
Bismarck Solomons Union of Seventh Day Adventists	..	..	..	..	..	10,000	
Catholic Mission of the Holy Ghost	..	..	..	..	..	2,600	
Catholic Mission of the Most Sacred Heart of Jesus	..	..	..	..	..	12,914	
Christian Missions in Many Lands	..	..	..	..	..	150	
Coral Sea Union Mission of Seventh Day Adventists	..	..	..	..	..	8,050	
Evangelical Lutheran Mission	..	..	..	..	..	100	
Franciscan Mission	..	..	..	..	..	973	
Lutheran Mission, New Guinea	..	..	..	..	..	44,840	
Marist Mission Society	..	..	..	..	..	2,047	
Methodist Missionary Society of New Zealand	..	..	..	..	..	2,775	
Methodist Overseas Mission, New Guinea District	..	..	..	..	..	596	
New Guinea Anglican Mission	..	..	..	..	..	200	
New Guinea Lutheran Mission, Missouri Synod	..	..	..	..	..	14,773	
							104,047
Native Local Government Councils (from their own funds)						..	8,640
Total expenditure						..	1,881,431



## APPENDIX XX.

## HOUSING.

No information is available regarding the indigenous population.

A census of European type dwellings was taken at 30th June, 1954, details of which were published at page 204 of the 1953-54 report.

## APPENDIX XXI.

## PENAL ORGANIZATION.

NUMBER OF PERSONS COMMITTED TO PRISON DURING THE YEAR ENDED 30TH JUNE, 1956.

Racial Group.						Males.	Females.	Total.
European	..	..	..	..	..	19	..	19
Other Non-Indigenous	..	..	..	..	..	12	..	12
Indigenous	..	..	..	..	..	(a) 7,798	434	(a) 8,232
Total	..	..	..	..	..	(a) 7,829	434	(a) 8,263

(a) Includes 15 juveniles.

## NOTE.—

- (i) At 30th June, 1956, there were 34 prisons.  
(ii) Average number of inmates weekly was 1,404.  
(iii) Periods of sentences of persons committed to prison during 1955-56 were as follows:—Up to 6 months—7,677; Over 6 months and up to 1 year—119; over 1 year and up to 2 years—117; over 2 years and up to 5 years—191; over 5 years and up to 10 years—134; over 10 years and up to 15 years—10; over 15 years—15.

## APPENDIX XXII.

## EDUCATION.

## 1. ADMINISTRATION AND MISSION SCHOOLS 1951-52 TO 1955-56.

Year.	Administration.					Mission.					Totals.				
	Schools.	Teach-ers.	Pupils.			Schools.	Teach-ers.	Pupils.			Schools.	Teach-ers.	Pupils.		
			Male.	Female.	Total.			Male.	Female.	Total.			Male.	Female.	Total.
1951-52	69	200	2,964	793	3,757	2,560	3,261	55,755	35,634	91,389	2,621	3,461	58,719	36,427	95,146
1952-53	76	208	3,263	686	3,949	2,643	3,121	54,469	29,037	83,506	2,719	3,329	57,732	29,723	87,455
1953-54	79	203	3,564	931	4,495	2,773	3,377	54,952	33,540	88,492	2,852	3,580	58,516	34,471	92,987
1954-55	95	239	4,267	1,231	5,498	3,111	3,784	63,493	43,066	106,559	3,206	4,023	67,760	44,297	112,057
1955-56	132	329	5,523	1,716	7,239	3,054	3,837	65,585	45,087	110,672	3,186	4,186	71,108	46,803	117,911

## APPENDIX XXII.—continued.

## 2. ADMINISTRATION SCHOOLS—PRIMARY EDUCATION 1951-52 TO 1955-56.

Year.	Number of Schools.	Teachers.			Pupils.		
		Non-Indigenous.	Indigenous.	Total.	Male.	Female.	Total.
<i>Schools for Indigenous Pupils.</i>							
1951-52	45	11	101	112	2,112	482	2,594
1952-53	51	14	122	136	2,415	361	2,776
1953-54	53	15	114	129	2,417	536	2,953
1954-55	63	12	130	142	2,915	779	3,694
1955-56	99	24	207	231	4,263	1,168	5,431
<i>Schools for Non-Indigenous Pupils.</i>							
1951-52	14	(a) 37	..	(a) 37	(a) 357	(a) 285	(a) 642
1952-53	14	30	..	30	337	291	628
1953-54	15	30	..	30	415	360	775
1954-55	15	34	..	34	482	407	889
1955-56	18	41	..	41	441	513	954
<i>Total.</i>							
1951-52	59	48	101	149	2,469	767	3,236
1952-53	65	44	122	166	2,752	652	3,404
1953-54	68	45	114	159	2,832	896	3,728
1954-55	78	46	130	176	3,397	1,186	4,583
1955-56	117	65	207	272	4,704	1,681	6,385

(a) Covers post-primary class at Rabaul Asian Primary School.

## 3. ADMINISTRATION SCHOOLS—POST-PRIMARY AND HIGHER EDUCATION 1951-52 TO 1955-56.

Year.	Number of Schools.	Teachers.			Pupils.		
		Non-Indigenous.	Indigenous.	Total.	Male.	Female.	Total.
<i>Schools for Indigenous Pupils.</i>							
1951-52	10	14	37	51	495	26	521
1952-53	10	12	28	40	484	..	484
1953-54	10	15	27	42	706	3	709
1954-55	16	27	33	60	833	4	837
1955-56	14	34	20	54	791	17	808
<i>Schools for Non-Indigenous Pupils.</i>							
1951-52	(a)	(a)	..	(a)	(a)	(a)	(a)
1952-53	1	2	..	2	27	34	61
1953-54	1	2	..	2	26	32	58
1954-55	1	3	..	3	37	41	78
1955-56	1	3	..	3	28	18	46
<i>Total.</i>							
1951-52	10	14	37	51	(a) 495	(a) 26	(a) 521
1952-53	11	14	28	42	511	34	545
1953-54	11	17	27	44	732	35	767
1954-55	17	30	33	63	870	45	915
1955-56	15	37	20	57	819	35	854

(a) See note (a), Table 2.

## APPENDIX XXII.—continued.

## 4. ADMINISTRATION SCHOOLS AT 30TH JUNE, 1956.

Type of School.	Number of Schools.	Pupils.					Teachers.				
		European.	Asian.	Mixed Race.	Indigenous.	Total.	European.	Asian.	Indigenous.	Total.	
Non-Indigenous—											
(i) Primary ..	18	607	330	17	..	954	37	4	..	41	
(ii) Secondary ..	1	(a) 7	34	(a) 5	..	46	3	..	..	3	
	19	614	364	22	..	1,000	40	4	..	44	
Indigenous—											
(i) Primary—											
Station ..	24	..	..	..	911	911	6	..	37	43	
Village higher ..	73	..	..	..	4,425	4,425	15	..	166	181	
Girls ..	2	..	..	..	95	95	3	..	4	7	
	99	..	..	..	5,431	5,431	24	..	207	231	
(ii) Post-primary—											
Intermediate ..	8	..	..	..	555	555	12	..	16	28	
(iii) Technical training ..	2	..	..	..	101	101	12	..	4	16	
(iv) Teacher training ..	4	..	..	..	152	152	10	..	..	10	
Total ..	132	614	364	22	6,239	7,239	98	4	227	329	

(a) These pupils were receiving secondary education by correspondence under supervision at primary schools.

## 5. ADMINISTRATION SCHOOLS, BY DISTRICT, AT 30TH JUNE, 1956.

District.	Schools.			Pupils.					Teachers.			
	Non-Indigenous.	In-digenous.	Total.	European.	Asian.	Mixed Race.	In-digenous.	Total.	European.	Asian.	In-digenous.	Total.
Sepik ..	1	11	12	25	11	5	612	653	9	..	22	31
Madang ..	1	7	8	63	..	..	513	576	3	..	19	22
Morobe ..	4	20	24	284	73	..	1,056	1,413	33	..	22	55
Eastern Highlands ..	2	8	10	30	..	..	317	347	5	..	18	23
Western Highlands ..	1	1	2	13	..	2	50	65	3	..	2	5
New Britain ..	5	29	34	124	211	6	2,088	2,429	34	3	65	102
New Ireland ..	2	20	22	18	69	2	685	774	5	1	45	51
Bougainville ..	1	5	6	12	..	..	164	176	2	..	10	12
Manus ..	2	12	14	45	..	7	754	806	4	..	24	28
Total ..	19	113	132	614	364	22	6,239	7,239	98	4	227	329

## APPENDIX XXII.—continued.

## 6. ADMINISTRATION SCHOOLS—NON-INDIGENOUS PUPILS BY ACADEMIC LEVEL AT 30TH JUNE, 1956.

Grade.	Pupils.			
	European.	Asian.	Mixed Race.	Total.
Preparatory .. .. .	102	87	1	190
I. .. .. .	115	43	4	162
II. .. .. .	101	48	1	150
III. .. .. .	102	57	2	161
IV. .. .. .	87	33	1	121
V. .. .. .	56	27	5	88
VI. .. .. .	44	35	3	82
	607	330	17	954
Post-primary .. .. .	7	34	5	46
Total .. .. .	614	364	22	1,000

## 7. ADMINISTRATION SCHOOLS—INDIGENOUS PUPILS BY ACADEMIC LEVEL AT 30TH JUNE, 1956.

Standard.	Pupils.			
	Station Schools.	Village Higher Schools.	Girls' Schools.	Total.
(a) Primary—				
Preparatory .. .. .	223	339	..	562
1 .. .. .	493	1,138	16	1,647
2 .. .. .	119	971	21	1,111
3 .. .. .	42	897	8	947
4 .. .. .	26	592	19	637
5 .. .. .	8	371	23	402
6 .. .. .	..	117	8	125
	911	4,425	95	5,431
(b) Post-primary—				
(i) Intermediate—				
7 .. .. .		354		354
8 .. .. .		145		145
9 .. .. .		56		56
		555		555
(ii) Technical training .. .. .		101		101
(iii) Teacher training .. .. .		152		152
Total .. .. .				6,239

## 8. ADMINISTRATION SCHOOLS—INDIGENOUS—AT 30TH JUNE, 1956.

District.	Place.	Type of School.	Pupils.			Staffing.											
			Male.	Female.	Total.	European.			Indigenous Teachers.			Indigenous Instructors.			Total Indi- genous.	Total Staff.	
						Male.	Female.	Total.	Male.	Female.	Total.	Male.	Female.	Total.			
Sepik .. ..	Brandi .. ..	Village Higher ..	106	..	106	2	..	2	2	..	2	..	..	..	2	4	
		Intermediate ..	31	..	31	2	..	2	3	..	3	..	..	..	3	5	
	Angoram .. ..	Village Higher ..	74	2	76	..	1	1	2	..	2	..	..	..	2	3	
	Maprik .. ..	Village Higher ..	99	14	113	1	..	1	4	..	4	..	..	..	4	5	
	Dagua .. ..	Village Higher ..	66	2	68	1	..	1	2	..	2	..	..	..	2	3	
	Maipo .. ..	Village Higher ..	64	6	70	..	..	..	3	..	3	..	..	..	3	3	
	Ambunti .. ..	Station .. ..	19	..	19	..	..	..	1	..	1	..	..	..	1	1	
	Lumi .. ..	Station .. ..	18	9	27	..	..	..	1	..	1	..	..	..	1	1	
	Drekikir .. ..	Station .. ..	32	1	33	..	..	..	1	..	1	..	..	..	1	1	
	Telefomin .. ..	Station .. ..	32	1	33	..	..	..	2	..	2	..	..	..	2	2	
	Aitape .. ..	Station .. ..	25	11	36	..	..	..	1	..	1	..	..	..	1	1	
				566	46	612	6	1	7	22	..	22	..	..	..	22	29
	Madang .. ..	Madang .. ..	Village Higher ..	87	4	91	..	..	..	3	..	3	..	..	..	3	3
Intermediate ..			29	..	29	..	1	1	..	..	..	..	..	..	..	1	1
Brahaim .. ..		Village Higher ..	58	7	65	..	..	..	3	..	3	..	..	..	3	3	
Saidor .. ..		Station .. ..	77	13	90	..	..	..	3	..	3	..	..	..	3	3	
Amele .. ..		Station .. ..	97	4	101	..	..	..	4	..	4	..	..	..	4	4	
Aiome .. ..		Station .. ..	40	9	49	..	..	..	2	..	2	..	..	..	2	2	
Talidig .. ..		Village Higher ..	78	10	88	..	..	..	4	..	4	..	..	..	4	4	
			466	47	513	..	1	1	19	..	19	..	..	..	19	20	
Morobe .. ..	Dregerhafen ..	Village Higher ..	11	..	11	..	..	..	1	..	1	..	..	..	1	1	
		Intermediate ..	69	..	69	2	..	2	..	..	..	..	..	..	..	2	
		Teacher Training	62	..	62	6	..	6	..	..	..	..	..	..	..	6	
		Girls .. ..	..	63	63	..	1	1	..	2	..	2	..	..	..	2	3
	Nasingalatu ..	Village Higher ..	56	..	56	..	..	..	2	..	2	..	..	..	2	2	
	Butibum .. ..	Village Higher ..	93	16	109	2	..	2	1	..	1	..	..	..	1	3	
	Garaina .. ..	Village Higher ..	50	19	69	1	..	1	1	..	1	..	..	..	1	2	
	Kaipit .. ..	Village Higher ..	76	5	81	..	..	..	2	..	2	..	..	..	2	2	
	Gagidu .. ..	Station .. ..	25	5	30	..	..	..	1	..	1	..	..	..	1	1	
	Lae .. ..	Station .. ..	39	18	57	..	..	..	1	..	1	..	..	..	1	1	
		Technical Training	44	..	44	5	..	5	..	..	..	..	..	..	..	5	
	Wau .. ..	Station .. ..	20	9	29	1	..	1	..	..	..	..	..	..	..	1	
	Singaua .. ..	Station .. ..	8	..	8	..	..	..	1	..	1	..	..	..	1	1	
	Tamigidu(a) ..	Village Higher ..	..	..	..	..	..	..	1	..	1	..	..	..	1	1	
	Wantoar .. ..	Station .. ..	36	1	37	..	..	..	1	..	1	..	..	..	1	1	
	Morobe .. ..	Village Higher ..	67	24	91	1	..	1	2	..	2	..	..	..	2	3	
	Kaisenik .. ..	Village Higher ..	52	11	63	..	..	..	1	..	1	..	..	..	1	1	
	Mumeng .. ..	Village Higher ..	53	8	61	..	..	..	2	..	2	..	..	..	2	2	
	Wasu .. ..	Village Higher ..	82	2	84	..	..	..	2	..	2	..	..	..	2	2	
Bulolo .. ..	Station .. ..	25	7	32	..	..	..	1	..	1	..	..	..	1	1		
			868	188	1,056	18	1	19	20	2	22	..	..	..	22	41	

APPENDIX XXII.—continued.

8. ADMINISTRATION SCHOOLS—INDIGENOUS—AT 30TH JUNE, 1956—continued.

District.	Place.	Type of School.	Pupils.			Staffing.											
			Mala.	Female.	Total.	European.			Indigenous Teachers.			Indigenous Instructors.			Total Indigen-ous.	Total Staff.	
						Male.	Female.	Total.	Male.	Female.	Total.	Male.	Female.	Total.			
Eastern Highlands ..	Goroka ..	Village Higher ..	62	..	62	1	..	1	2	..	2	..	..	..	2	3	
		Intermediate ..	20	..	20	1	..	1	3	..	3	..	..	..	3	4	
	Kainantu(a) ..	Station ..	..	..	..	1	..	1	1	..	1	..	..	..	1	2	
	Okiafa ..	Village Higher ..	67	29	96	..	..	..	3	..	3	..	..	..	3	3	
	Kundiawa ..	Village Higher ..	55	22	77	..	..	..	2	..	2	..	..	..	2	2	
	Chuave ..	Station ..	49	13	62	..	..	..	2	..	2	..	..	..	2	2	
	Henganofi(a) ..	Station ..	..	..	..	..	..	..	3	..	3	..	..	..	3	3	
	Kerowagi(a) ..	Village Higher ..	..	..	..	..	..	..	2	..	2	..	..	..	2	2	
			253	64	317	3	..	3	18	..	18	..	..	..	18	21	
Western Highlands ..	Mt. Hagen ..	Station ..	42	8	50	2	..	2	2	..	2	..	..	..	2	4	
			42	8	50	2	..	2	2	..	2	..	..	..	2	4	
Manus .. ..	Lorengau ..	Station ..	23	17	40	..	..	..	1	..	1	..	..	..	1	1	
		Village Higher ..	54	8	62	..	..	..	3	..	3	..	..	..	3	3	
		Intermediate ..	20	..	20	..	..	..	4	..	4	..	..	..	4	4	
		Teacher Training ..	16	..	16	..	1	1	..	..	..	..	..	..	..	1	1
	M'Buke(b) ..	Village Higher ..	15	11	26	..	..	..	1	..	1	..	..	..	1	1	
	Pelebawa(b) ..	Village Higher ..	28	25	53	..	..	..	2	..	2	..	..	..	2	2	
	Baluani(b) ..	Village Higher ..	97	66	163	..	..	..	4	..	4	..	..	..	4	4	
	Liap.. ..	Village Higher ..	54	22	76	..	..	..	2	..	2	..	..	..	2	2	
	Aua .. ..	Village Higher ..	15	15	30	..	..	..	1	..	1	..	..	..	1	1	
	Bipi .. ..	Village Higher ..	12	7	19	..	..	..	1	..	1	..	..	..	1	1	
	Rambutso(b) ..	Village Higher ..	25	21	46	..	..	..	2	..	2	..	..	..	2	2	
	M'Bunai(b) ..	Village Higher ..	102	101	203	1	..	1	3	..	3	..	..	..	3	4	
			461	293	754	1	1	2	24	..	24	..	..	..	24	26	
New Britain ..	Nganalaka(b) ..	Village Higher ..	100	10	110	1	..	1	2	..	2	..	..	..	2	3	
		Village Higher ..	57	..	57	..	..	..	2	..	2	..	..	..	2	2	
	Reimber(b) ..	Village Higher ..	71	..	71	..	..	..	3	..	3	..	..	..	3	3	
	Malabunga(b) ..	Village Higher ..	55	27	82	..	..	..	3	..	3	..	..	..	3	3	
	Pila Pila(b) ..	Village Higher ..	47	..	47	..	..	..	2	..	2	..	..	..	2	2	
	Watom Island(b) ..	Village Higher ..	41	22	63	..	..	..	1	1	2	..	..	..	2	2	
	Tavui(b) ..	Girls ..	..	32	32	..	..	..	..	2	2	..	..	..	2	4	
		Teacher Training ..	..	15	15	..	1	1	..	..	..	..	..	..	..	1	1
	Vunalir(b) ..	Village Higher ..	40	15	55	..	..	..	2	..	2	..	..	..	2	2	
	Raluana ..	Village Higher ..	143	57	200	1	..	1	6	1	7	..	..	..	7	8	
	Nodup(b) ..	Village Higher ..	68	25	93	..	..	..	3	1	4	..	..	..	4	4	
	Malakuna(b) ..	Village Higher ..	34	8	42	..	..	..	2	..	2	..	..	..	2	2	
	Rapura(b) ..	Village Higher ..	81	25	106	..	..	..	3	..	3	..	..	..	3	3	
	Kokopo(b) ..	Station ..	34	21	55	..	..	..	2	..	2	..	..	..	2	2	
	Tavui Liu ..	Village Higher ..	65	..	65	..	..	..	2	..	2	..	..	..	2	2	
	Matupit(b) ..	Village Higher ..	52	28	80	..	..	..	3	1	4	..	..	..	4	4	
	Toma .. ..	Village Higher ..	51	18	69	..	..	..	2	..	2	..	..	..	2	2	
Melenglo ..	Village Higher ..	46	..	46	..	..	..	1	..	1	..	..	..	1	2		

## 8. ADMINISTRATION SCHOOLS—INDIGENOUS—AT 30TH JUNE, 1956—continued.

District.	Place.	Type of School.	Pupils.			Staffing.										
			Male.	Female.	Total.	European.			Indigenous Teachers.			Indigenous Instructors.			Total Indigen-ous.	Total Staff.
						Male.	Female.	Total.	Male.	Female.	Total.	Male.	Female.	Total.		
New Britain — con- tinued.	Kandrian ..	Station ..	18	5	23	1	..	1	1	..	1	..	..	..	1	2
	Talwat(b) ..	Village Higher ..	26	36	62	..	..	..	2	..	2	..	..	..	2	2
	Garua ..	Station ..	22	10	32	..	..	..	1	..	1	..	..	..	1	1
	Lunga Lunga(b) ..	Village Higher ..	33	6	39	..	..	..	2	..	2	..	..	..	2	2
	Ablingi ..	Village Higher ..	37	..	37	..	..	..	1	..	1	..	..	..	1	1
	Mengen ..	Village Higher ..	36	..	36	..	..	..	2	..	2	..	..	..	2	2
	Malaguna ..	Village Higher ..	114	..	114	1	..	1	3	..	3	..	..	..	3	3
	..	Technical Training ..	57	..	57	7	..	7	1	..	1	3	..	..	3	4
	Vunamami ..	Intermediate ..	230	..	230	2	..	2	4	..	4	..	..	..	4	6
	..	Teacher Training ..	59	..	59	2	..	2	..	..	..	..	..	..	..	2
..	Keravat ..	Intermediate ..	111	..	111	3	..	3	..	..	..	..	..	..	3	
			1,728	360	2,088	18	3	21	56	6	62	3	..	3	65	86
New Ireland	Tabar ..	Village Higher ..	9	3	12	..	..	..	2	..	2	..	..	..	2	2
	Wowuk ..	Village Higher ..	47	8	55	..	..	..	3	..	3	..	..	..	3	3
	Mediua (Nalik) ..	Village Higher ..	30	20	50	..	..	..	3	..	3	..	..	..	3	3
	Kara ..	Village Higher ..	41	24	65	..	..	..	4	..	4	..	..	..	4	4
	Notsi ..	Village Higher ..	21	10	31	..	..	..	2	..	2	..	..	..	2	2
	Mandak ..	Village Higher ..	30	..	30	..	..	..	2	..	2	..	..	..	2	2
	Djaul Island ..	Village Higher ..	40	6	46	..	..	..	3	..	3	..	..	..	3	3
	Tigak ..	Village Higher ..	40	32	72	1	..	1	4	..	4	..	..	..	4	5
	Anelaua ..	Station (Hansenside) ..	15	..	15	..	..	..	1	..	1	..	..	..	1	1
	Taskul ..	Village Higher ..	40	..	40	..	..	..	3	..	3	..	..	..	3	3
	Sohua ..	Village Higher ..	10	6	16	..	..	..	2	..	2	..	..	..	2	2
	Kapsul ..	Village Higher ..	37	8	45	..	..	..	3	..	3	..	..	..	3	3
	Konos ..	Village Higher ..	11	2	13	..	..	..	1	..	1	..	..	..	1	1
	Pauaris ..	Village Higher ..	8	..	8	..	..	..	1	..	1	..	..	..	1	1
	Loapul ..	Village Higher ..	21	16	37	..	..	..	2	..	2	..	..	..	2	2
	Tungak ..	Village Higher ..	77	5	82	..	..	..	3	..	3	..	..	..	3	3
	Utu ..	Village Higher ..	23	..	23	..	..	..	1	..	1	1	..	1	2	2
	..	Intermediate ..	43	2	45	1	..	1	2	..	2	..	..	..	2	3
	Nusako(a) ..	Village Higher ..	..	..	..	..	..	..	1	..	1	..	..	..	1	1
	Lakuramu(a) ..	Village Higher ..	..	..	..	..	..	..	1	..	1	..	..	..	1	1
			543	142	685	2	..	2	44	..	44	1	..	1	45	47
Bougainville	Konga ..	Village Higher ..	21	4	25	..	..	..	1	..	1	..	..	..	1	1
	Buin ..	Village Higher ..	60	..	60	..	..	..	3	..	3	1	..	..	4	4
	Hupai ..	Village Higher ..	17	9	26	..	..	..	1	..	1	..	..	..	1	1
	Sohano ..	Station ..	29	24	53	..	..	1	3	..	3	..	..	..	3	4
	Lemannanu(a) ..	Village Higher ..	..	..	..	..	..	..	1	..	1	..	..	..	1	1
			127	37	164	..	1	1	9	..	9	1	..	1	10	11
Total			5,054	1,185	6,239	50	8	58	214	8	222	5	..	5	227	285

(a) These schools were not opened until near the end of the report period and enrolments were not recorded until after 30th June, 1956.

(b) Indicates Local Government Council Schools.

## APPENDIX XXII.—continued.

## 9. MISSION SCHOOLS AT 30TH JUNE, 1956.

Type of School.	Number of Schools.	Pupils.					Teachers.(a)			
		European.	Asian.	Mixed Race.	Indigenous.	Total.	European.	Other Non-Indigenous.	Indigenous.	Total.
Non-Indigenous—										
Primary—										
European .. ..	2	107	..	..	..	107	..	..	..	..
Asian .. ..	3	..	244	..	..	244	..	..	..	..
Mixed Race .. ..	3	..	..	178	..	178	..	..	..	..
	8	107	244	178	..	529	..	..	..	..
Indigenous—										
(i) Primary .. ..	2,953	..	..	..	104,113	104,113	..	..	..	..
(ii) Post-Primary—										
Intermediate .. ..	74	..	..	..	4,917	4,917	..	..	..	..
(iii) Higher training .. ..	19	..	..	..	1,113	1,113	..	..	..	..
Total .. ..	3,054	107	244	178	110,143	110,672	284	18	3,555	3,857

(a) The distribution of mission teachers among schools is not available.

## 10. MISSIONS CONDUCTING SCHOOLS AT 30TH JUNE, 1956.

Mission.	Primary.					Post-Primary.(a)			Total all Schools.
	European.	Asian.	Mixed Race.	Indigenous.	Total.	Inter-mediate.	Higher Training.	Total.	
Apostolic Church Mission .. ..	..	..	..	1	1	..	..	..	1
Assemblies of God in Australia .. ..	..	..	..	10	10	1	..	1	11
Australian Baptist Foreign Mission .. ..	..	..	..	14	14	..	..	..	14
Australian Lutheran Mission .. ..	..	..	..	36	36	3	1	4	40
Bismarck Solomons Union of Seventh Day Adventists .. ..	..	..	..	104	104	5	..	5	109
Catholic Mission of the Divine Word .. ..	..	..	..	256	256	5	3	8	264
Catholic Mission of the Holy Ghost .. ..	1	..	2	594	597	2	1	3	600
Catholic Mission of the Most Sacred Heart of Jesus .. ..	..	2	1	346	349	15	5	20	369
Christian Missions in Many Lands .. ..	..	..	..	5	5	1	..	1	6
Coral Sea Union Mission of Seventh Day Adventists .. ..	..	..	..	116	116	4	1	5	121
East and West Indies Bible Mission .. ..	..	..	..	2	2	..	..	..	2
Evangelical Lutheran Mission .. ..	..	..	..	11	11	1	..	1	12
Faith Mission .. ..	..	..	..	1	1	..	..	..	1
Franciscan Mission .. ..	..	..	..	113	113	1	..	1	114
Lutheran Mission, New Guinea .. ..	1	1	..	766	768	9	4	13	781
Marist Mission Society .. ..	..	..	..	79	79	11	3	14	93
Methodist Missionary Society of New Zealand .. ..	..	..	..	122	122	4	..	4	126
Methodist Overseas Mission, New Guinea District .. ..	..	..	..	346	346	12	1	13	359
New Guinea Anglican Mission .. ..	..	..	..	14	14	..	..	..	14
New Guinea Lutheran Mission, Missouri Synod .. ..	..	..	..	11	11	..	..	..	11
New Tribes Mission .. ..	..	..	..	1	1	..	..	..	1
South Seas Evangelical Mission .. ..	..	..	..	4	4	..	..	..	4
Swiss Evangelical Brotherhood Mission .. ..	..	..	..	1	1	..	..	..	1
Total .. ..	2	3	3	2,953	2,961	74	19	93	3,054

(a) Indigenous only. There are no non-indigenous post-primary schools conducted by missions.



## APPENDIX XXII.—continued.

## 11. PUPILS ATTENDING MISSION SCHOOLS AT 30TH JUNE, 1956.

Mission.	Primary.					Post-Primary.(a)			Total.
	European.	Asian.	Mixed Race.	Indigenous.	Total.	Inter-mediate.	Higher Training.	Total.	
Apostolic Church Mission ..	..	..	..	34	34	..	..	..	34
Assemblies of God in Australia ..	..	..	..	748	748	80	..	80	828
Australian Baptist Foreign Mission ..	..	..	..	509	509	..	..	..	509
Australian Lutheran Mission ..	..	..	..	1,065	1,065	181	23	204	1,269
Bismarck Solomons Union of Seventh Day Adventists ..	..	..	..	1,827	1,827	434	..	434	2,261
Catholic Mission of the Divine Word ..	..	..	..	11,083	11,083	234	176	410	11,493
Catholic Mission of the Holy Ghost ..	13	..	85	27,171	27,269	105	6	111	27,380
Catholic Mission of the Most Sacred Heart of Jesus ..	66	214	93	13,298	13,671	984	381	1,365	15,036
Christian Missions in Many Lands ..	..	..	..	199	199	7	..	7	206
Coral Sea Union Mission of Seventh Day Adventists ..	..	..	..	3,197	3,197	368	72	440	3,637
East and West Indies Bible Mission ..	..	..	..	130	130	..	..	..	130
Evangelical Lutheran Mission ..	..	..	..	254	254	115	..	115	369
Faith Mission ..	..	..	..	38	38	..	..	..	38
Franciscan Mission ..	..	..	..	4,914	4,914	..	37	37	4,951
Lutheran Mission, New Guinea ..	28	30	..	24,591	24,649	954	149	1,103	25,752
Marist Mission Society ..	..	..	..	3,909	3,909	478	99	577	4,486
Methodist Missionary Society of New Zealand ..	..	..	..	1,908	1,908	359	..	359	2,267
Methodist Overseas Mission, New Guinea District ..	..	..	..	7,500	7,500	618	170	788	8,288
New Guinea Anglican Mission ..	..	..	..	642	642	..	..	..	642
New Guinea Lutheran Mission, Missouri Synod ..	..	..	..	634	634	..	..	..	634
New Tribes Mission ..	..	..	..	23	23	..	..	..	23
South Seas Evangelical Mission ..	..	..	..	391	391	..	..	..	391
Swiss Evangelical Brotherhood Mission ..	..	..	..	48	48	..	..	..	48
<b>Total ..</b>	<b>107</b>	<b>244</b>	<b>178</b>	<b>104,113</b>	<b>104,642</b>	<b>4,917</b>	<b>1,113</b>	<b>6,030</b>	<b>110,672</b>

(a) Indigenous only. There are no non-indigenous post-primary schools conducted by missions.

## APPENDIX XXII.—continued.

## 12. TEACHERS IN MISSION SCHOOLS AT 30TH JUNE, 1956.

Mission.	European.			Other Non-Indigenous.			Indigenous.			Total.		
	Male.	Female.	Total.	Male.	Female.	Total.	Male.	Female.	Total.	Male.	Female.	Total.
Apostolic Church Mission ..	1	..	1	..	..	..	..	..	..	1	..	1
Assemblies of God in Australia ..	7	7	14	..	..	..	..	..	..	7	7	14
Australian Baptist Foreign Mission ..	4	4	8	..	..	..	24	..	24	28	4	32
Australian Lutheran Mission ..	7	2	9	..	..	..	40	..	40	47	2	49
Bismarck Solomons Union of Seventh Day Adventists ..	6	1	7	..	..	..	126	1	127	132	2	134
Catholic Mission of the Divine Word ..	36	11	47	..	..	..	283	1	284	319	12	331
Catholic Mission of the Holy Ghost ..	6	16	22	..	..	..	698	3	701	704	19	723
Catholic Mission of the Most Sacred Heart of Jesus ..	14	37	51	2	..	2	434	25	459	450	62	512
Christian Missions in Many Lands ..	4	2	6	..	..	..	1	..	1	5	2	7
Coral Sea Union Mission of Seventh Day Adventists ..	3	2	5	..	..	..	146	..	146	149	2	151
East and West Indies Bible Mission ..	1	1	2	..	..	..	..	..	..	1	1	2
Evangelical Lutheran Mission ..	1	3	4	..	..	..	16	..	16	17	3	20
Faith Mission ..	1	1	2	..	..	..	..	..	..	1	1	2
Franciscan Mission ..	2	7	9	..	..	..	181	4	185	183	11	194
Lutheran Mission, New Guinea ..	19	5	24	..	..	..	792	23	815	811	28	839
Marist Mission Society ..	19	18	37	..	..	..	119	4	123	138	22	160
Methodist Missionary Society of New Zealand ..	..	4	4	15	1	16	167	6	173	182	11	193
Methodist Overseas Mission, New Guinea District ..	1	2	3	..	..	..	417	8	425	418	10	428
New Guinea Anglican Mission ..	2	..	2	..	..	..	36	..	36	38	..	38
New Guinea Lutheran Mission, Missouri Synod ..	8	3	11	..	..	..	..	..	..	8	3	11
New Tribes Mission ..	..	2	2	..	..	..	..	..	..	..	2	2
South Seas Evangelical Mission ..	6	7	13	..	..	..	..	..	..	6	7	13
Swiss Evangelical Brotherhood Mission ..	1	..	1	..	..	..	..	..	..	1	..	1
Total ..	149	135	284	17	1	18	3,480	75	3,555	3,646	211	3,857

## 13. TOTAL EXPENDITURE ON EDUCATION DURING THE YEAR ENDED 30TH JUNE, 1956.

Administration—	£	£
Department of Education—		
Salaries .. .. .	156,137	
Contingencies .. .. .	32,137	
Miscellaneous .. .. .	167,395	
Special Services (including £60,638 Grants-in-Aid to Missions) .. .. .	67,493	
Technical Training .. .. .	15,877	
		439,039
Public Service Institute .. .. .	..	3,199
Native Reconstruction Training Scheme .. .. .	..	18,793
Public Libraries .. .. .	..	5,788
Building Construction—Schools, &c. .. .. .	..	30,660
Total Administration .. .. .	..	497,479
Missions—		
Expenditure from own funds (a) .. .. .	..	318,270
Total .. .. .	..	815,749

(a) Includes expenditure of certain missions in Papua.

## APPENDIX XXIII.

## INTERNATIONAL TREATIES, CONVENTIONS AND AGREEMENTS.

The Treaties, Conventions and Agreements applying to the Territory at 30th June, 1955, are shown at page 213 of the report for 1953-1954 and page 201 of the report for 1954-1955.

During the year 1955-56 the following Treaties, Conventions and Agreements have been applied to the Territory:—

*Multilateral—*

International Convention for the Unification of Certain Rules of Law relating to Bills of Lading (25th August, 1924)—applying as from 4th January, 1956.

Labour Inspectorates (non-Metropolitan Territories) Convention (11th July, 1947)—applying as from 30th September, 1955.

International Convention to facilitate the Importation of Commercial Samples and Advertising Material (7th November, 1952)—applying as from 11th February, 1956.

*Bilateral—*

Japan—Agreement for the establishment of Air Services (19th January, 1956)—applying as from 27th April, 1956.

In addition, the following Bilateral Agreements, which were inadvertently omitted from previous reports, apply to the Territory—

Ceylon—Agreement for the establishment of Air Services (12th January, 1950)—applying as from 12th January, 1950.

Egypt—Agreement for the establishment of Air Services (14th June, 1952)—applying as from 12th October, 1952.

India—Agreement for the establishment of Air Services (11th July, 1949)—applying as from 11th July, 1949.

Lebanon—Agreement for the establishment of Air Services (29th September, 1953)—applying as from 15th January, 1954.

Netherlands—Agreement for the establishment of Air Services (25th September, 1951)—applying as from 29th September, 1951.

Pakistan—Agreement for the establishment of Air Services (3rd June, 1949)—applying as from 3rd June, 1949.

South Africa—Agreement for the establishment of Air Services (4th November, 1955)—deemed to apply with effect from 29th July, 1952.

United States of America—Agreement for the establishment of Air Services (3rd December, 1946)—applying as from 3rd December, 1946.

The following Bilateral Agreement was terminated during the year:—

Norway—Exchange of Notes regarding Documents of Identity for Aircraft Personnel (11th October, 1937)—terminated with effect from 12th July, 1955.

## APPENDIX XXIV.

## CLIMATIC CONDITIONS.

Place.	Month.	Year.	Maximum Temperature. (° F.)	Minimum Temperature. (° F.)	Relative Humidity. (%)	Rainfall (Inches).	Wet Days.
Lae .. ..	July .. ..	1955	82.4	71.3	87	15.92	25
	August .. ..	1955	82.0	70.9	86	16.01	26
	September .. ..	1955	84.0	71.6	84	9.63	18
	October .. ..	1955	86.7	72.5	74	8.63	19
	November .. ..	1955	86.4	73.5	82	16.68	22
	December .. ..	1955	87.0	73.4	74	14.03	20
	January .. ..	1956	87.8	74.0	78	6.63	15
	February .. ..	1956	87.3	74.7	73	6.14	17
	March .. ..	1956	89.1	74.6	75	17.94	20
	April .. ..	1956	86.0	73.7	79	11.28	23
	May .. ..	1956	88.0	73.0	76	2.65	12
	June .. ..	1956	85.6	72.2	84	10.46	19
Madang .. ..	July .. ..	1955	85.5	72.5	84	6.82	19
	August .. ..	1955	86.9	72.5	81	0.70	11
	September .. ..	1955	86.7	73.6	81	4.72	14
	October .. ..	1955	86.6	72.9	85	11.05	17
	November .. ..	1955	86.2	73.3	85	25.96	26
	December .. ..	1955	85.4	73.4	90	19.78	28
	January .. ..	1956	86.3	73.6	87	7.88	18
	February .. ..	1956	86.3	73.5	86	9.43	22
	March .. ..	1956	87.2	74.0	83	10.92	22
	April .. ..	1956	86.5	73.9	84	6.91	25
	May .. ..	1956	87.3	73.4	88	3.12	18
	June .. ..	1956	86.2	72.7	87	6.27	26
Momote .. ..	July .. ..	1955	84.9	76.4	77	9.39	24
	August .. ..	1955	85.1	77.2	82	8.92	17
	September .. ..	1955	85.9	78.5	73	4.16	13
	October .. ..	1955	85.7	77.4	75	9.51	15
	November .. ..	1955	85.6	76.2	77	7.31	16
	December .. ..	1955	85.2	74.9	81	9.90	24
	January .. ..	1956	84.8	75.2	80	10.35	20
	February .. ..	1956	85.9	75.7	77	10.52	16
	March .. ..	1956	85.8	76.5	81	11.91	26
	April .. ..	1956	85.4	75.8	79	17.22	26
	May .. ..	1956	86.7	77.9	75	3.84	15
	June .. ..	1956	85.9	76.7	74	6.68	15
Rabaul .. ..	July .. ..	1955	88.1	73.0	75	2.40	15
	August .. ..	1955	89.2	73.3	72	3.06	11
	September .. ..	1955	91.8	73.5	68	0.68	5
	October .. ..	1955	92.2	72.6	68	1.23	8
	November .. ..	1955	90.5	72.9	72	6.07	13
	December .. ..	1955	88.3	73.3	79	4.58	17
	January .. ..	1956	88.5	73.2	76	7.55	16
	February .. ..	1956	88.4	73.6	77	5.49	17
	March .. ..	1956	87.9	74.0	79	10.27	20
	April .. ..	1956	87.9	74.1	80	8.23	18
	May .. ..	1956	90.0	73.4	75	1.82	7
	June .. ..	1956	89.0	72.4	76	2.06	10

## APPENDIX XXV.

## RELIGIOUS MISSIONS.

## 1. RELIGIOUS MISSIONS OPERATING IN THE TERRITORY AT 30TH JUNE, 1956.

Name of Mission.	Headquarters in the Territory.	Districts of Operation.	Number of Non-Indigenous Missionaries.	Estimated Number of Adherents.
Apostolic Church Mission ..	Laiagam ..	Western Highlands ..	2	1,400
Assemblies of God in Australia ..	Maprik ..	Sepik ..	15	6,000
Australian Baptist Foreign Mission	Baiyer River ..	Western Highlands, Sepik ..	26	6,000
Australian Lutheran Mission ..	Menyanya ..	Morobe ..	16	5,000
Bismarek Solomons Union of Seventh Day Adventists	Rabaul ..	Manus, New Ireland, New Britain, Bougainville	(a) 65	(a) 6,700
Catholic Mission of the Divine Word	Wewak ..	Sepik, Eastern and Western Highlands	(a) 77	(a) 44,200
Catholic Mission of the Holy Ghost ..	Alexishafen ..	Morobe, Eastern and Western Highlands, Madang	134	135,808
Catholic Mission of the Most Sacred Heart of Jesus	Vunapope ..	New Britain, New Ireland, Manus	227	93,126
Christian Missions in Many Lands ..	Lumi ..	Sepik ..	11	1,500
Coral Sea Union Mission of Seventh Day Adventists	Lae ..	Morobe, Eastern Highlands, Western Highlands, Madang, Sepik	44	(b) 25,000
East and West Indies Bible Mission ..	Mt. Hagen ..	Western Highlands ..	8	3,000
Evangelical Lutheran Mission ..	Lorengau ..	Manus ..	7	3,000
Faith Mission ..	Goroka ..	Eastern Highlands ..	2	Not Stated
Franciscan Mission ..	Aitape ..	Sepik ..	41	14,943
Lutheran Mission, New Guinea ..	Lae ..	Morobe, Madang, Eastern and Western Highlands	(c) 233	(b) 150,037
Marist Mission Society ..	Tsigure ..	Bougainville ..	100	32,108
Methodist Overseas Mission, New Guinea District	Rabaul ..	New Britain, New Ireland ..	24	45,000
Methodist Missionary Society of New Zealand	Buka ..	Bougainville ..	24	8,000
Nazarene Mission ..	Kujip ..	Western Highlands ..	2	600
New Guinea Lutheran Mission, Missouri Synod	Wabag ..	Western Highlands ..	24	15,000
New Guinea Anglican Mission ..	..	Madang, New Britain, Morobe, Eastern Highlands, Western Highlands	32	(a) 4,000
New Tribes Mission ..	Slate Creek ..	Morobe and Eastern Highlands ..	19	3,000
South Seas Evangelical Mission ..	Maprik ..	Sepik ..	15	2,500
Swiss Evangelical Brotherhood Mission	Minj ..	Western Highlands ..	3	Not Stated
<b>Total .. ..</b>	<b>.. ..</b>	<b>.. ..</b>	<b>1,151</b>	<b>605,922</b>

(a) As at 30th June, 1955.

(b) Includes adherents in Papua.

(c) Includes missionaries in the Southern Highlands and Northern Districts of Papua.

APPENDIX XXV.—*continued.*

## 2. NATIONALITIES OF NON-INDIGENOUS MISSIONARIES AT 30TH JUNE, 1956.

Nationality.	Males.	Females.	Persons.
Australian .. .. .	236	194	430
Austrian .. .. .	13	5	18
British .. .. .	3	3	6
Canadian .. .. .	9	6	15
Czechoslovakian .. .. .	3	1	4
Dutch .. .. .	22	10	32
French .. .. .	6	10	16
German .. .. .	146	82	228
Irish .. .. .	14	1	15
Italian .. .. .	10	1	11
New Zealand .. .. .	16	16	32
Polish .. .. .	3	..	3
Swiss .. .. .	5	1	6
United States of America .. .. .	140	117	257
Other .. .. .	62	16	78
<b>Total .. .. .</b>	<b>688</b>	<b>463</b>	<b>1,151</b>

## 3. MEDICAL AND EDUCATIONAL ACTIVITIES OF MISSIONS: SUMMARY OF EXPENDITURE DURING THE YEAR ENDED 30TH JUNE, 1956.

Particulars.	Medical Expenditure.	Educational Expenditure.
	£	£
Aid by Administration .. .. .	55,580	60,638
Expenditure from own funds .. .. .	104,047	318,270
<b>Total .. .. .</b>	<b>159,627</b>	<b>378,908</b>

NOTE.—For further details of medical and educational activities of missions see Appendix XIX—Health and Appendix XXII—Education.

## APPENDIX XXVI.

## INDEX.

REFERENCES ARE TO QUESTIONS IN THE QUESTIONNAIRE OF THE TRUSTEESHIP COUNCIL (DOCUMENT T/1010).

Question.	Page.	Question.	Page.	Question.	Page.	Question.	Page.
1	11	49	42	97	80	145	91
2	14	50	43	98	81	146	92
3	14	51	46	99	82	147	92
4	17	52	46	100	81	148	92
5	18	53	46	101	83	149	92
6	19	54	46	102	83	150	93
7	19	55	48	103	83	151	95
8	19	56	50	104	83	152	94
9	19	57	50	105	83	153	95
10	19	58	50	106	83	154	96
11	18, 37	59	64	107	83	155	97
12	19	60	64	108	84	156	97
13	21	61	64	109	84	157	97
14	21	62	64	110	84	158	97
15	21	63	66	111	84	159	98
16	23	64	66	112	84	160	98
17	23	65	68	113	84	161	98
18	23	66	69	114	84	162	98
19	23	67	71	115	88	163	99
20	24	68	71	116	85	164	99
21	26	69	72	117	85	165	99
22	31	70	72	118	85	166	99
23	33	71	72	119	85	167	99
24	33	72	73	120	83	168	100
25	33	73	73	121	84	169	100
26	34	74	73	122	84	170	100
27	35	75	73	123	86	171	100
28	36	76	77	124	86	172	100
29	36	77	75	125	86	173	102
30	37	78	77	126	86	174	103
31	37	79	78	127	86	175	103
32	37	80	78	128	87	176	103
33	37	81	78	129	87	177	103
34	37	82	78	130	87	178	103
35	37	83	78	131	88	179	104
36	37	84	78	132	88	180	104
37	38	85	78	133	88	181	104
38	38	86	78	134	88	182	104
39	38	87	79	135	88	183	104
40	38	88	79	136	89	184	79
41	38	89	79	137	89	185	104
42	38	90	79	138	89	186	104
43	40	91	79	139	90	187	104
44	40	92	80	140	90	188	104
45	40	93	80	141	90	189	104
46	40	94	80	142	90	190	110
47	42	95	80	143	91		
48	42	96	80	144	91		