

AUG 5 1954



UNITED NATIONS

TRUSTEESHIP  
COUNCILDistr.  
GENERALT/1114  
22 April 1954

ORIGINAL: ENGLISH/FRENCH

REPORT OF THE COMMONWEALTH OF AUSTRALIA ON THE ADMINISTRATION OF THE  
TERRITORY OF NEW GUINEA FOR THE PERIOD 1 JULY 1952 TO 30 JUNE 1953Note by the Secretary-General

The Secretary-General has the honour to transmit to each member of the Trusteeship Council two copies of the report of the Commonwealth of Australia on the Administration of the Territory of New Guinea for the period 1 July 1952 to 30 June 1953.<sup>1/</sup>

Thirty-eight copies of the report were received by the Secretary-General on 21 April 1954.

RAPPORT DU COMMONWEALTH D'AUSTRALIE SUR L'ADMINISTRATION DU TERRITOIRE DE  
LA NOUVELLE GUINEE POUR LA PERIODE DU 1er JUILLET 1952 AU 30 JUIN 1953Note du Secrétaire général

Le Secrétaire général a l'honneur de transmettre à chacun des membres du Conseil de tutelle deux exemplaires du rapport du Commonwealth d'Australie sur l'administration du Territoire de la Nouvelle Guinée pour la période du 1er juillet 1952 au 30 juin 1953.<sup>1/</sup>

Trente-huit exemplaires de ce rapport sont parvenus au Secrétaire général le 21 avril 1954.

<sup>1/</sup> Commonwealth of Australia, Report to the General Assembly of the United Nations on the Administration of the Territory of New Guinea from 1st July 1952 to 30th June 1953, L. F. Johnston, Commonwealth Government Printer, Canberra.

1953.

COMMONWEALTH OF AUSTRALIA.

INDEX UNIT MASTER  
OCT 1953

---

REPORT

TO

THE GENERAL ASSEMBLY OF THE UNITED  
NATIONS

ON THE

ADMINISTRATION OF THE TERRITORY OF  
NEW GUINEA

From 1st July, 1952, to 30th June, 1953.

---

(SUBMITTED IN CONFORMITY WITH ARTICLE 88 OF THE CHARTER OF THE UNITED NATIONS  
AND ON THE BASIS OF THE QUESTIONNAIRE APPROVED BY THE TRUSTEESHIP COUNCIL ON  
6th JUNE, 1952.)

By Authority:

L. F. JOHNSON, Commonwealth Government Printer, Canberra.  
(Printed in Australia.)



1953.

COMMONWEALTH OF AUSTRALIA.

---

# REPORT

TO

THE GENERAL ASSEMBLY OF THE UNITED  
NATIONS

ON THE

# ADMINISTRATION OF THE TERRITORY OF NEW GUINEA

From 1st July, 1952, to 30th June, 1953.

---

(SUBMITTED IN CONFORMITY WITH ARTICLE 88 OF THE CHARTER OF THE UNITED NATIONS  
AND ON THE BASIS OF THE QUESTIONNAIRE APPROVED BY THE TRUSTEESHIP COUNCIL ON  
6th JUNE, 1952.)

By Authority:

L. F. JOHNSTON, Commonwealth Government Printer, Canberra.  
(Printed in Australia.)



# TABLE OF CONTENTS.

	PAGE.
<b>A.—BRIEF INTRODUCTORY DESCRIPTIVE SECTION—</b>	
1. Geographical, Features, etc.—	
Physical ... ..	9
Political ... ..	9
2. Ethnic Composition of the Population ... ..	10
3. Racial, Linguistic, Religious and Social Structure ... ..	10
4. Natural Resources ... ..	11
5. History ... ..	11
<b>B.—STATUS OF THE TERRITORY AND ITS INHABITANTS—</b>	
6. Status of the Territory ... ..	12
<b>C.—INTERNATIONAL AND REGIONAL RELATIONS—</b>	
7. Treaties, Conventions and Agreements ... ..	12
<b>D.—INTERNATIONAL PEACE AND SECURITY—</b>	
8. Maintenance of Law and Order ... ..	13
<b>E.—POLITICAL ADVANCEMENT—</b>	
9. Structure of Administration ... ..	13
Legislature ... ..	14
Judicial Organization ... ..	14
The Public Service ... ..	16
Staff Training ... ..	17
10. Native Administration ... ..	18
Native Village Councils ... ..	18
11. District Administration ... ..	19
Cargo Cult ... ..	24
Paliau Movement ... ..	26
<b>F.—ECONOMIC ADVANCEMENT—</b>	
12. Economic Organization ... ..	30
13. Native Economic Development ... ..	31
14. Public Finance ... ..	31
15. Taxation, Currency and Banking ... ..	32
16. Manufactures ... ..	32
17. Investment ... ..	32
18. Commerce and Trade ... ..	33
Customs Union and Tariff Relationship ... ..	33
Government Trading Agencies ... ..	33
Copra Marketing ... ..	33
19. Transport and Communications ... ..	34
Postal Services ... ..	34
Telephone Services ... ..	35
Roads and Bridle Paths ... ..	35
Air Services ... ..	35
Shipping ... ..	35
20. Land and Natural Resources ... ..	35
Geographical and Vulcanological Survey ... ..	36
Land Tenure and Classification ... ..	37
Town Areas ... ..	37
21. Agriculture, Animal Husbandry and Fisheries ... ..	39
22. Agricultural Experimental Stations ... ..	39
Highlands Experimental Station, Aiyura ... ..	39
Lowlands Experimental Station, Keravat ... ..	40
Experimental Tea Plantation—Garaina ... ..	40
Entomological Work ... ..	40
Land Survey and Census ... ..	41
23. Agricultural Extension ... ..	41
Amele and Lower Gogol Valley Project ... ..	41
Dagna—Wokinara Project ... ..	41
Ramu—Warapu Extension Project ... ..	41
Cacao Project—Gazelle Peninsula ... ..	41

CONTENTS—*continued.*

	PAGE.
PARL VI.—ECONOMIC ADVANCEMENT— <i>continued.</i>	
Section 4.—Economic Resources, Activities and Services—	
Chapter 1.—General—	
Policy and Legislation .. .. .	39
Production, Distribution and Marketing Stabilization .. .. .	39
Private Corporations and Organizations .. .. .	40
Monopolies .. .. .	41
Co-operatives .. .. .	41
Chapter 2.—Commerce and Trade—	
General .. .. .	43
Control of Prices .. .. .	43
External Trade .. .. .	43
Import and Export Restrictions .. .. .	44
Subsidies .. .. .	45
Chapter 3.—Land and Agriculture—	
Classification of Land .. .. .	45
Native Owned Land .. .. .	45
Freehold Land .. .. .	47
Administration Land .. .. .	47
Ownerless Land .. .. .	47
Registration of Titles .. .. .	47
Types and Methods of Agriculture .. .. .	48
Agricultural Experiment Stations .. .. .	49
District Agricultural Stations .. .. .	49
Entomological Investigations .. .. .	50
Indigenous Agriculture .. .. .	50
Land Use Surveys .. .. .	51
Crops .. .. .	51
Chapter 4.—Live-stock—	
Types of Live-stock and Method of Breeding and Raising .. .. .	52
Types of Live-stock and Method of Breeding utilized by the Indigenous Inhabitants .. .. .	53
Quantity and Quality of Stock, &c. .. .. .	54
Evaluation of the Efficiency of Live-stock Industry .. .. .	54
Effect of Indigenous Law and Custom .. .. .	54
Changes in Acreage and Numbers of Stock .. .. .	54
Control of Pests and Diseases .. .. .	54
Disposal of Products .. .. .	55
Chapter 5.—Fisheries .. .. .	55
Chapter 6.—Forests—	
Forest Estate .. .. .	55
Legislation .. .. .	56
Silviculture .. .. .	56
Botanical .. .. .	56
Research .. .. .	56
Licences and Concessions .. .. .	57
Sustained Field Project, Bulolo Valley .. .. .	57
Timber Industry .. .. .	57
Attitude of Indigenous Inhabitants .. .. .	57
Forest Products .. .. .	57
Chapter 7.—Mineral Resources—	
Development .. .. .	57
Policy and Legislation .. .. .	58
Duration of Mineral Resources .. .. .	58
Chapter 8.—Industries—	
Manufacturing Industry .. .. .	59
Principal Markets .. .. .	59
Measures Towards Industrialization .. .. .	59
Industrial Licensing .. .. .	59
Fuel and Power Facilities .. .. .	59
Chapter 9.—Transport and Communications—	
Postal Services .. .. .	59
Telephone and Radio Services .. .. .	60
Roads .. .. .	60
Road Transport and Railway Services .. .. .	60
Air Transport Services .. .. .	60
Meteorological Services .. .. .	60
Shipping Services .. .. .	60
Distinctions in Use, Ownership, &c. .. .. .	61
Chapter 10.—Public Works .. .. .	61

PART VII.—SOCIAL ADVANCEMENT—	PAGE.
Chapter 1.—General Social Conditions—	
Social and Religious Background and Customs .. .. .	61
Non-Governmental Organizations .. .. .	61
Chapter 2.—Human Rights and Fundamental Freedoms—	
General .. .. .	61
Slavery .. .. .	61
Right of Petition .. .. .	62
Restrictions .. .. .	62
Indigenous Religions .. .. .	62
Freedom of the Press .. .. .	62
Missionary Activities .. .. .	62
Adoption of Children .. .. .	62
Immigration .. .. .	62
Chapter 3.—Status of Women—	
General .. .. .	62
Legal Capacity .. .. .	63
Employment .. .. .	63
Marriage Customs, &c. .. .. .	63
Women's Organizations .. .. .	63
Chapter 4.—Labour—	
Outstanding Factors and Problems .. .. .	63
Kinds of, and Opportunities for Employment .. .. .	64
Unemployment .. .. .	64
Recruitment of Workers .. .. .	64
Training of Skilled and other Workers .. .. .	64
Migration of Workers .. .. .	64
Recruitment from Outside the Territory .. .. .	64
Compulsory Labour .. .. .	64
Indebtedness .. .. .	64
Application of Conventions .. .. .	64
Terms and Conditions of Employment .. .. .	65
Organization of the Department responsible for the Administration of Labour	
Laws .. .. .	66
Trade Unions .. .. .	67
Settlement of Labour Disputes .. .. .	67
Chapter 5.—Social Security and Welfare Services .. .. .	67
Chapter 6.—Standards of Living .. .. .	67
Chapter 7.—Public Health—	
General Organization—	
Legislation .. .. .	68
Departmental Organization .. .. .	68
Medical Services outside the Government Service .. .. .	68
Co-operation with International Organizations .. .. .	69
Finance .. .. .	69
Medical Facilities—	
Hospitals .. .. .	69
Medical Aid Posts .. .. .	69
Medical Patrols .. .. .	70
Specialist Units .. .. .	70
Research .. .. .	71
Number of Medical Personnel .. .. .	74
Environmental Sanitation—	
Removal and Treatment of Waste Matters .. .. .	74
Water Supplies .. .. .	75
Food Inspection .. .. .	75
Control of Pests Dangerous to Health .. .. .	75
Prevalence of Diseases—	
Principal Diseases .. .. .	75
Principal Causes of Deaths .. .. .	76
Statistics .. .. .	76
Preventive Measures—	
Vaccination and Inoculation .. .. .	76
Training and Health Education—	
Medical Training .. .. .	77
Nutrition .. .. .	78
Chapter 8.—Narcotic Drugs .. .. .	79
Chapter 9.—Drugs .. .. .	79
Chapter 10.—Alcohol and Spirits—	
Legislation .. .. .	79
Import Duties .. .. .	80



CONTENTS—*continued.*

	PAGE.
PART VII.—SOCIAL ADVANCEMENT— <i>continued.</i>	
Chapter 11.—Housing and Town and Country Planning—	
Legislation .. .. .	80
Housing Conditions .. .. .	80
Town Planning .. .. .	80
Chapter 12.—Prostitution .. .. .	81
Chapter 13.—Penal Organization—	
Extent and Nature and Factors Responsible for Crime .. .. .	81
Departmental Organization .. .. .	81
Conditions of Prison Labour .. .. .	81
Prison Legislation .. .. .	82
Juvenile Offenders .. .. .	82
PART VIII.—EDUCATIONAL ADVANCEMENT—	
Chapter 1.—General Educational System—	
Legislation and Policy .. .. .	82
Departmental Organization .. .. .	83
Plans and Programmes .. .. .	85
Non-Governmental Schools .. .. .	86
Basis of Establishment of Schools .. .. .	87
Religious Instruction .. .. .	87
Information about United Nations .. .. .	87
Compulsory Education .. .. .	87
School Fees .. .. .	87
Girls' Education .. .. .	87
Scholarships .. .. .	87
School Buildings .. .. .	87
Text Books .. .. .	87
Youth Organizations .. .. .	88
Chapter 2.—Primary Schools—	
Structure and Organization .. .. .	88
Policy .. .. .	88
Curriculum .. .. .	88
Ages of Pupils .. .. .	89
Attendance .. .. .	89
Chapter 3.—Secondary Schools—	
Structure and Organization .. .. .	89
Policy .. .. .	89
Curriculum .. .. .	89
Ages of Pupils .. .. .	89
Attendance .. .. .	90
Chapter 4.—Institutions of Higher Education—	
Facilities Available .. .. .	90
Chapter 5.—Other Schools .. .. .	90
Chapter 6.—Teachers—	
Professional Qualifications .. .. .	90
Recruitment and Supply .. .. .	91
Training .. .. .	91
Chapter 7.—Adult and Community Education—	
Extent of Illiteracy .. .. .	91
Adult Education .. .. .	91
Chapter 8.—Culture and Research—	
Research .. .. .	92
Indigenous Art and Culture .. .. .	92
Museums, Parks, &c. .. .. .	93
Languages .. .. .	93
Supply of Literature .. .. .	93
PART IX.—PUBLICATIONS .. .. .	93
PART X.—RESOLUTIONS AND RECOMMENDATIONS OF THE GENERAL ASSEMBLY AND THE TRUSTEESHIP COUNCIL .. .. .	94
PART XI.—SUMMARY AND CONCLUSIONS .. .. .	100

# STATISTICAL APPENDICES.

STATISTICAL APPENDICES	PAGE.
Statistical Organization .. .. .	101
Conversion Table .. .. .	101
STATISTICAL SUMMARY .. .. .	101
APPENDIX I. —POPULATION—	
Table 1.—Enumerated and Estimated Native population as at 30th June, 1953 .. .. .	106
2.—Non-indigenous population as at 30th June each year .. .. .	107
3.—Non-indigenous population: Migration, births and deaths by Nationality during the year ended 30th June, 1953, and estimated as at 30th June, 1953 .. .. .	107
APPENDIX II. ADMINISTRATIVE STRUCTURE OF GOVERNMENT	
Table 1.—Public Service of Papua and New Guinea: Positions in New Guinea at 30th June, 1953 .. .. .	109
2.—Organization Chart: .. .. . facing	111
3.—Public Service of Papua and New Guinea: Classified Positions and Salaries at 30th June, 1953 .. .. .	112
4.—European Staff: Number by Department and District of Employment at 30th June, 1953 .. .. .	120
5.—Patrols conducted by Administration Officers and Inspection Visits by District Commissioners during the year ended 30th June, 1953 .. .. .	121
6.—Areas under Administration control or influence as at 30th June, 1952 and 1953 .. .. .	122
7.—Number of Village Officials and Councillors as at 30th June, 1953 .. .. .	122
8.—Native War Damage Compensation: Claims and Payments during 1952-53 and total as at 30th June, 1953 .. .. .	122
APPENDIX III.—JUSTICE—	
Table 1.—Cases tried before the Courts of the Territory during the period 1st July, 1952, to 30th June, 1953—	
(1) Supreme Court .. .. .	123
(2) District Courts .. .. .	125
(3) Courts for Native Affairs .. .. .	127
APPENDIX IV.—PUBLIC FINANCE—	
Table 1.—Revenue and Expenditure during the years 1948-49 to 1952-53 .. .. .	128
2.—Revenue by items during the years 1950-51, 1951-52, 1952-53 .. .. .	128
3.—Expenditure out of Revenue by items during the years 1950-51, 1951-52, 1952-53 .. .. .	130
APPENDIX V.—TAXATION .. .. .	
APPENDIX VI. MONEY AND BANKING .. .. .	
APPENDIX VII. COMMERCE AND TRADE—	
Table 1.—Imports and Exports during the year ended 30th June, 1953 .. .. .	139
2.—Imports and Exports during the years 1948-49 to 1952-53 .. .. .	139
3.—Imports during the year ended 30th June, 1953: Value by Classes and Ports of Entry .. .. .	139
1. Imports during the year ended 30th June, 1953: Value by Classes and Items according to Countries of Origin .. .. .	140
5.—Imports during the year ended 30th June, 1953: Value by Classes showing Governmental and Private Imports .. .. .	152
6.—Exports during the year ended 30th June, 1953: Quantity, Value and Destinations by Items .. .. .	152
7.—Directions of Exports during the year ended 30th June, 1953 .. .. .	155
8.—Value of Trade, by Ports, during the year ended 30th June, 1953 .. .. .	155
9.—Particulars of incorporated and trading establishments and enterprises operating in the Territory as at 30th June, 1952, and 30th June, 1953 .. .. .	156
10.—Particulars of Companies Incorporated and Registered from 1st July, 1952, to 30th June, 1953 .. .. .	156
APPENDIX VIII.—AGRICULTURE—	
Table 1.—Land Tenure as at 30th June, 1953 .. .. .	157
2.—Land held under lease as at 30th June, 1953 .. .. .	157
3.—Leases granted during 1952-53 by Classes and Districts .. .. .	157
4.—Holdings of 1 acre or more used for Agricultural or Pastoral purposes by District, as at 31st March, 1953 .. .. .	158
5.—Holdings growing 1 acre or more of principal crops, by District, as at 31st March, 1953 .. .. .	158
6.—Total acreage of principal crops, by District, year ended 31st March, 1953 .. .. .	158
7.—Production of principal crops by District, year ended 31st March, 1953 .. .. .	159
APPENDIX IX. LIVESTOCK—	
Live-stock on holdings at 31st March, 1953 .. .. .	160
APPENDIX X. FISHERIES .. .. .	
APPENDIX XI.—FORESTS .. .. .	
APPENDIX XII.—MINERAL RESERVES .. .. .	
APPENDIX XIII.—INDUSTRIAL PRODUCTION .. .. .	
APPENDIX XIV.—CO-OPERATIVES .. .. .	
APPENDIX XV.—TRANSPORT AND COMMUNICATIONS—	
Table 1.—Vehicular Roads and Bridle Paths .. .. .	162
2.—Internal Air and Air Mail Services .. .. .	162
3.—Overseas Vessels entered and cleared New Guinea Ports during the year ended 30th June, 1953 .. .. .	163
4.—Tonnage of Cargo handled at New Guinea Ports during the year ended 30th June, 1953 .. .. .	163

## STATISTICAL APPENDICES—continued.

	PAGE.
APPENDIX XVI.—COST OF LIVING .. .. .	164
APPENDIX XVII.—LABOUR—	
Table 1.—Number of places where more than ten Natives were employed at 30th June, 1953 ..	165
2.—Number of Natives in employment in each District by Category of Employment and District of Birth, at 30th June, 1953 .. .. .	165
3.—Number of Administration Native employees in each District, by District of Birth at 30th June, 1953 .. .. .	165
4.—Number of Native employees under Agreement in private employment in each District, by District of Birth, at 30th June, 1953 .. .. .	166
5.—Number of Casual Workers in private employment in each District, by District of Birth, at 30th June, 1953 .. .. .	166
6.—Wages of Natives in employment, by Occupation and Category of Employment, at 30th June, 1953 .. .. .	166
7.—Occupations of Natives in employment, by District of Employment, at 30th June, 1953 ..	168
8.—Occupations of Administration Native employees, by District of Employment, at 30th June, 1953	169
9.—Occupations of Natives employed by private employers under Agreement by District of Employment, at 30th June, 1953 .. .. .	170
10.—Occupations of Native Casual Workers in private employment, by District of Employment, at 30th June, 1953 .. .. .	170
11.—Employers of Agreement workers in each District, by Number of Workers, at 30th June, 1953	171
12.—Employers of Casual workers in each District, by Number of Workers, at 30th June, 1953 ..	171
13.—Administration Employees—Approved Wage Scale .. .. .	171
14.—Inspections of Native Labour during the year ended 30th June, 1953 .. .. .	171
15.—Prosecutions for breaches of the <i>Native Labour Ordinance</i> 1950-52, by Workers, during the year ended 30th June, 1953 .. .. .	172
16.—Details of breaches of Native employees' Agreements under the <i>Native Labour Ordinance</i> 1950-52, by Workers, during the year ended 30th June, 1953, resulting in termination or variation of agreements .. .. .	172
17.—Prosecutions for breaches of the <i>Native Labour Ordinance</i> 1950-52, by Employers during the year ended 30th June, 1953 .. .. .	172
18.—Deaths of Workers in employment in each District, by Cause of Death and Category of Employment, during the year ended 30th June, 1953 .. .. .	173
19.—Accidents in industry involving Native workers during the year ended 30th June, 1953 ..	174
20.—Ration Scale for Native Labourers .. .. .	175
21.—Number of complaints by workers by District of Employment and Category of Employment during the year ended 30th June, 1953 .. .. .	177
APPENDIX XVIII.—SOCIAL SECURITY AND WELFARE .. .. .	178
APPENDIX XIX.—PUBLIC HEALTH—	
Table 1.—Medical Personnel, Official and Non-official as at 30th June, 1953 .. .. .	178
2.—Hospitals and Clinics as at 30th June, 1953 .. .. .	178
3.—Number of Patients treated by Administration Hospitals, by Disease, during year ended 30th June, 1953—	
A.—European .. .. .	179
B.—Asian .. .. .	180
C.—Native .. .. .	182
4.—Medical Aid to Missions during the year ended 30th June, 1953 .. .. .	187
5.—Total expenditure on Health during year ended 30th June, 1953 .. .. .	187
APPENDIX XX.—HOUSING .. .. .	188
APPENDIX XXI.—PENAL ORGANIZATION—	
Prisons: Number committed to and average number of inmates, by prison, during the year ended 30th June, 1953 .. .. .	188
APPENDIX XXII.—EDUCATION—	
Table 1.—Administration Schools as at 30th June, 1953 .. .. .	189
2.—Administration Schools by Districts, as at 30th June, 1953 .. .. .	189
3.—Administration Schools—European—as at 30th June, 1953 .. .. .	189
4.—Administration Schools—Asian—as at 30th June, 1953 .. .. .	190
5.—Administration Schools—Native—as at 30th June, 1953 .. .. .	191
6.—Administration Schools—Mixed Race—as at 30th June, 1953 .. .. .	193
7.—Mission Schools as at 30th June, 1953 .. .. .	193
8.—Pupils attending Mission Schools as at 30th June, 1953 .. .. .	194
9.—Teachers in Mission Schools as at 30th June, 1953 .. .. .	195
10.—Department of Education—details of expenditure 1952-53 .. .. .	195
11.—Educational Grants-in-aid to Missions for the year ended 30th June, 1953 .. .. .	196
12.—Total expenditure on Education for the year ended 30th June, 1953 .. .. .	196
APPENDIX XXIII.—INTERNATIONAL TREATIES, CONVENTIONS AND OTHER AGREEMENTS .. .. .	197
APPENDIX XXIV.—CLIMATIC CONDITIONS .. .. .	197
APPENDIX XXV.—RELIGIOUS MISSIONS—	
Table 1.—Religious Missions operating in the Territory as at 30th June, 1953 .. .. .	198
2.—Nationalities of Non-indigenous Missionaries, as at 30th June, 1953 .. .. .	198
3.—Medical and Educational Activities of Religious Missions during the year ended 30th June, 1953	199
APPENDIX XXVI.—INDEX .. .. .	200

# THE TERRITORY OF NEW GUINEA.

## ANNUAL REPORT 1952-53.

### PART I.—INTRODUCTORY DESCRIPTIVE SECTION.

#### GENERAL DESCRIPTION OF THE TERRITORY.

##### *Area and Location.*

The Trust Territory of New Guinea extends north to south from the Equator to 8 degrees South Latitude a distance of 400 nautical miles; and west to east from 141 degrees East Longitude (its boundary with Dutch New Guinea) to 160 degrees East Longitude, a distance of 1,000 nautical miles. The land area of the Territory covers some 93,000 square miles and includes that part of the island of New Guinea north of the Papuan and west of the Dutch New Guinea borders, the islands of the Bismark Archipelago, of which New Britain, New Ireland and Manus are the largest, and the two northern-most islands of the Solomon Group, namely Buka and Bougainville.

##### *Topography.*

*New Guinea Mainland.*—Within the island of New Guinea the central core of this zone is a massive cordillera which extends from one end of the island to the other, a distance of 1,500 miles. This cordillera is one of the great mountain systems of the world, reaching in several places a height of 15,000 feet. It represents the eastern extremity of the great arc of fold mountains which extend through the Himalayas and Malaya into the Pacific.

In the Trust Territory the highest peak is Mount Wilhelm, 15,400 feet in the Bismarck Range. Despite the fact that the Main Ranges extend throughout the length of the island and form a complete divide between north and south flowing drainage, they do not consist of a single chain but form a complex system of ranges, separated in many cases by broad upland valleys. The principal units of this system in eastern New Guinea are the Star Mountains (extending across the Dutch New Guinea border), the Hindenburg, Muller, Kubor, Schrader and Bismarck Ranges. Each of these reaches an altitude of 10,000 feet or more and each has an individual character which is largely in accordance with its geological structure. The width of the Main Range is not uniform but varies from 50 miles at its narrowest part to 150 miles at its widest. An appreciable part of these highlands appears to be in an initial stage of an erosion cycle and has not yet been greatly dissected. Marginal to the highlands dissection has been proceeding apace and has resulted in intensely rugged juvenile topography.

There is, however, a large number of wide grass-covered valleys in the Main Ranges, many of these appear fertile, have a healthy climate and are possibly suitable for European settlement.

Running parallel to the Main Ranges but separated from them by the Central Depression are the Northern Mountains. The Central Depression is a great trough of structural origin which includes the valleys of the Sepik and Ramu rivers which drain in opposite directions to enter the sea close to each other between Hansa Bay and Wewak, and the Markham Valley, which drains into the Huon Gulf near Lae. The ranges which constitute the Northern Mountains, running east from the Dutch New Guinea border, are as follows: the Bewani, Torricelli and Prince Alexander mountains (north of the Sepik River) and the Adelbert, Finisterre and Sarawaged mountains (between the mouth of the Ramu River and Huon Gulf). The mountains north of the Sepik do not exceed 5,000 feet in height, but in the Finisterre and Sarawaged ranges of the Huon Peninsula some peaks exceed 13,000 feet. These latter ranges are particularly rugged, and include numbers of near vertical precipices several thousands of feet in depth.

The coastal areas of eastern New Guinea show the features indicative of a slowly rising littoral. One of the most significant features is that with few exceptions the rivers are not navigable. Another feature is the raised reefs which extend almost continuously from the Sepik Delta south-easterly to Cape Cretin. The Morobe coast between Salamaua and Morobe is a drowned littoral, and there is a complete absence of the raised coral from the mouth of the Markham River to the Papuan border and beyond. A notable feature of the north coast is the belt of off-shore volcanic islands, which stretches from Wewak to Dampier Strait (west of New Britain).

*New Britain*—is the largest of the islands of the Bismarck Archipelago. There are two main lines of ranges in the island—the Whiteman and Nakanai Ranges in the south which trend from south-west to north-east, and the Baining Mountains of the Gazelle Peninsula, trending north-west and south-east. The low relief of the north coast is broken by a large number of sharp volcanic peaks which in some cases reach 7,000 feet in height. These volcanoes are mostly of the explosive type and catastrophic eruptions have

occurred in recent times. At the western end of New Britain is a cluster of volcanic mountains containing several peaks over 3,000 feet in height, another group of volcanoes occur further east in the Kimble Bay and Open Bay areas, and an area of very recent volcanism on the Gazelle Peninsula in the vicinity of Rabaul. All of New Britain not of a mountainous nature may be classified as shore-line, coastal plains or swamps. The coastal plain is approximately 1,000 miles in length, fringing and barrier coral reefs, although not continuous, are extensively developed around most of the coastline.

*New Ireland*—which is nearly 200 miles long, averages only 7 miles in width except in the south, where it expands to 30 miles. It is exceedingly mountainous with the Schleinitz mountains (in the northern part of the island) attaining 4,100 feet, and the Ros-el mountains (in the south) reaching 6,430 feet. To the south-east of the former is the extensive Lelet Plateau with a mean height of 2,600 feet. To the west of this plateau is an almost continuous fringe of extensive alluvial plain.

The coasts of New Ireland are relatively straight and exposed, and afford little shelter. They have been subject to recent elevation and there has been an extensive development of raised coral reefs.

*Manus Island*—is about 50 miles long from west to east, and its greatest width is about 17 miles. The island is largely hilly and deeply dissected. Along the coast steep slopes alternate with swamy lowland embayments, there being no continuous coastal plain. Practically the whole of Manus is fringed by coral reefs.

*The Solomon Islands*—Bougainville is the largest island in the Solomons being about 127 miles in length with a maximum width of about 49 miles. The interior of the island contains a massive mountain range which follows its length and which is known as the Emperor Range in the north and the Crown Prince Range in the south. It contains the two active volcanoes of Balbi (8,502 feet) and Bagana (5,730 feet). Shoals and fringing coral reefs are common off the coasts of the island.

Buka Island just north of Bougainville is 35 miles long by 9 miles wide. A range of volcanic hills follows the west coast and reaches a maximum height of about 1,300 feet. Parallel to this and fronting the east coast is a lower range of hills formed of coral limestone, terraced on their seaward slopes. The east and north coasts are steep and are backed by wooded cliffs. The west and south coasts are protected by a barrier reef from 2-3 miles off shore, on which is situated a chain of 20 or more small coral islets.

There are some 600 lesser islands within the Trust Territory mainly of volcanic origin or coralline formation.

#### *Drainage.*

The heavy rainfall of New Guinea, New Britain, New Ireland and Bougainville, coupled with the large area of steep slopes with rapid run off, have been responsible for a large number of rivers with a very large volume of flow. With one exception, the Sepik (which is navigable for a distance of 300 miles from its mouth by vessels drawing 13 feet), the rivers are not navigable except by canoes or small launches in the lower reaches. Mountain streams are found extensively throughout the Territory, in fact they are frequently a hindrance to travel, as they carry a huge volume of water, especially after heavy rains, and a large proportion of them cannot be crossed except by bridge.


Swamps are amongst the most extensive features of the terrain. Tidal swamps occur where the land is regularly submerged at high tide. They are almost entirely mangrove swamps and occur intermittently round the coasts. Riverine swamps are to be found in the Sepik basin while grass and reed marshes are most extensive in the mid-Sepik and mid-Raun areas, where the low-lying terrain is almost continuously under water.

There is a number of small lakes in the Territory, but none is of any physiographic or economic importance.

#### *Climate.*

Lying wholly within the tropics and situated as it is between the continents of Asia and Australia, the Territory of New Guinea experiences a typical monsoonal climate. The monsoonal régime divides the year into two principal wind seasons which are distinguished primarily by difference in wind direction. The north-west monsoon season during which the winds blow from a north-west or westerly direction extends from December to March, and the south-east monsoon (Trades) season when the winds blow from the south-east or east extends from May to October. The seasons are separated from each other by "change over" or transitional periods during which the wind changes its direction. These periods occur either in April or May and either in October or November. As is characteristic of all monsoonal regions, the time and intensity of the wind varies from year to year.

The North-west Monsoon, and the South-east Trades, pass over large expanses of ocean before reaching the islands of the Territory, both are thus heavily laden with moisture; the precipitation of this moisture over the islands results in heavy rainfalls throughout the area and most places in the Territory have an average annual rainfall in excess of 100 inches. The highest figures are recorded on coasts and mountain sides exposed to the steady South-east Trades, Southern New Britain and the higher mountains.



View of Gogol Valley, Madang District, which will be opened up for development by the Gogol Valley road.



of the Huon Peninsula receive an average of 250 inches of rainfall or more per annum. Wide valleys parallel to the east coast such as the Middle and Upper Ramu Valleys, and enclosed valleys in the highland regions such as the Bulolo Valley where the average annual rainfall is 56 inches, lie in "rain shadow" zones and have a very low rainfall.

Some areas in the Territory have a more or less uniform rainfall throughout the year, but most places have a definite seasonal distribution of rainfall, receiving the greater percentage of their rainfall in one or other of the two main wind seasons. This seasonal distribution of rain is the resultant effect of topography on the rain bearing winds. The island of New Britain illustrates this effect perfectly—the median mountainous backbone of the island lies athwart the direction of the seasonal winds, on the north coast of the island a seasonal concentration of rainfall occurs in the North-west Monsoon season, at the same period the south coast is relatively dry, the central mountains form an effective barrier, and places the latter area in a "rain shadow". In the South-east Trades season concentration of rainfall occurs on the southern coast whilst the protected northern coast remains dry.

Within the Territory the length of day varies very slightly throughout the year, there being only a half hour difference between the extreme limits of sunrise and sunset. The sun daily ascends almost perpendicularly with the horizon so that dawn and twilight are of short duration and there is little change in the sun's position at noon.

Atmospheric temperature and humidity are uniformly high throughout the year. Summer and winter seasons as experienced in the temperate latitudes do not exist, the annual range of temperature rarely exceeds 90 degrees Fahrenheit and the mean minimum rarely falls below 70 degrees Fahrenheit. A relatively large diurnal temperature range of from 10–15 degrees Fahrenheit is experienced in most localities. There is a general lowering of temperatures with increase in elevation, highland areas being cooler than the coastal regions.

#### *Natural Resources.*

*Soils.*—Very little is known about the soils of the Territory. No detailed surveys of large areas have been made, and reconnaissance surveys have been of superficial nature.

A basic factor to be considered in regard to the soils is the relatively small area suitable for agricultural development. The greater part of the inland mountainous country of the islands is covered with shallow or heavily leached and infertile soils. Notable exceptions are to be found in the broad valleys such as the Ramu, Markham and Bulolo valleys, and an appreciable part of the plateau regions of the Central Mountains including areas in the vicinity of Mount Hagen, Aiyura and Chimbu where either rich alluvial soils or soils of volcanic origin occur.

The soils of the coastal areas are of varying fertility ranging from shallow relatively infertile soils formed from decomposed coral, to extremely fertile deep alluvial and volcanic soils. From the data available it appears that the greatest possibilities for agricultural development are on the latter two groups of soils. There are appreciable areas of volcanic soils in northern New Britain, especially in the Rabaul area, where most of the commercial agricultural development of the island is centred, extensive areas of volcanic soils also occur in the higher parts of Bougainville. As a general rule the soils of greatest fertility are those where volcanic activity has been recent, as soil matures it tends to depreciate as the result of intense leaching. As in the case of volcanic soils the better alluvial soils are of recent origin. Alluvial soils are wide-spread in occurrence in the Territory. The largest areas are on the coastal plains and in the broad river valleys. They are found not only on the lower parts of the valley floors, but are frequently well developed on the adjoining slopes.

*Minerals.*—A large number of different minerals have been discovered in the Territory including gold, platinum, osmiridium, silver, lead, sulphur, low-grade coal and various gemstones. Of these, gold is the only one which has assumed any economic importance, and the gold won from the Morobe district has become one of the chief exports of the Territory. Favorable geological conditions have led to a search for oil in the Sepik district of the Territory, but as yet no payable quantities have been found.

*Vegetation and Timber Resources.*—The vegetation of the Territory is luxuriant and has a great wealth of plant species; and although there are large areas in which the whole aspect of the vegetation has been transformed by human activities, by far the greater part of the area still bears natural vegetation little affected by man. Since much of the Territory is still botanically unexplored, the vegetation is incompletely known, although thousands of species have already been identified. The flora of the Territory has much in common with that of northern Australia, but because of the large proportion of Asiatic settlements, New Guinea is reckoned botanically as part of the Indian-Malayan region.

With the exception of low rainfall areas the major part of the Territory below 6,000 feet is covered by "rain forest". This type of forest is characterized by a thick overhead canopy of leaves, branches and creepers which cut off the sunlight and inhibits the growth of smaller bushes on the ground. Except for a few very high isolated trees the ceiling is dense and of fairly uniform height. A feature is the buttressed roots of many of the trees, often radiating several yards from the butt.



Secondary growth consisting of thick tangled growths of bush, brambles and creeper are found throughout the rain forest areas, usually in the vicinity of native villages, or where the land has been previously cleared for native gardens. It generally occurs in small isolated patches.

At altitudes of about 6,000 feet the "rain forest" usually gives way to "moss forest", which persists to the edge of the alpine vegetation at about 11,000 feet. The trees of the "moss forest" are lichen covered and festooned. The ground is carpeted with a layer of moss and decayed vegetation many feet thick.

In the zone of alpine vegetation the trees are stunted conifers and constitute what is known as "alpine forest". The timber is rarely continuous, but grows in stands separated by stretches of grassland over which tree ferns and shrubs are scattered. Trees are rarely found above 12,000 feet, and grassland is dominant.

A number of areas in various parts of the Territory are completely covered by tall grasses, of which kunai and kangaroo grass are dominant. Very extensive areas of these grasslands occur in the Waria, Markham, Ramu and Sepik valleys, and in the highlands. It is possible that some of these areas are natural grasslands, but in most cases there is little doubt that they have been caused by fires or native clearing.

In the swamp lands a large variety of plants grow. "Mangrove" is to be found between the limits of tides and is found on most flat areas along the coast, and also along rivers. In New Guinea the delta of the Ramu River is covered with this type of vegetation. "Nipa" palm is often associated with mangrove and patches of it are to be found in the less salty parts of the mangrove swamps and in the less salty parts of the large rivers. In general, the "Mangrove" occurs nearest the sea and the "Nipa" behind it, extending to the limits of the brackish water. "Sac Sac" or "Sago" palms grow generally in swamps beyond the limits of brackish water, and numerous areas are to be found along the Sepik and Ramu Rivers. "Pit Pit", which grows to a height of about 12 feet and resembles wild sugar cane, is also to be found in swampy low-lying country usually lining stream banks, but does not cover extensive areas.

Within the forests of the Territory there are several timbers which have economic possibilities, they are mainly soft woods, there being an unfortunate lack of durable hardwoods, although a limited number of such timbers do exist. To date the timber resources have been hardly touched, inaccessibility, lack of transport, costs and the absence of large stands of any one species of timber have been the main deterrents to the development of a large-scale timber industry. However, it is possible that the near future will see a much greater exploitation of the Territory's timber wealth.

*Fauna.*—The fauna of the Territory of New Guinea is closely related to that of Australia. In spite of this close association with Australian fauna, the long isolation of the New Guinea group of islands has had a great influence, and some types and forms which succumbed in the continent have survived in the islands.

There are over a hundred species of mammals, and with the exception of the echidna or spiny ant-eater, they are all marsupials. The largest of these is the "tree kangaroo". The phalanger family is represented by several species, of which the "cuscus" and "red bandicoot" are representatives. There is only one carnivorous animal in New Guinea, the "dasyure", known in Australia as the native cat. Bats, rats and mice are common.

The birds of New Guinea include a number of handsome and brightly coloured forms. Most are of Australian origin, but many have come from the Malayan region. The "Bird of Paradise" and the "Cassowary" have arisen locally. There is an abundance of cockatoos, parrots and lorries, pigeons, kingfishers, honey-suckers, thrushes, warblers and shrikes.

There are about 70 species of snakes, many of which are poisonous. These include boas and pythons. There are no vipers. Lizards are common and many species are represented. Tortoises and crocodiles are found in the rivers and sea.

Eighty species of amphibia exist, all of which belong to one or the other of five families of frogs; many of them are arboreal.

Insects are prolific, most places are alive with ants, cockroaches, flies, sandflies, mosquitoes and many other types. Although a number of these are dangerous, the most harmful to humans are the malarial-carrying mosquito and the typhus-bearing mite; and to plants certain species of borers and coconut hoppers; both these pests have caused concern to coconut growers. Butterflies are numerous, large and often beautifully coloured.

Discussion of the fauna of the Territory would be incomplete without some mention of the "giant snail", which was introduced by the Japanese as a food during the war. Work is being carried out to control the spread of this potential serious pest, which has caused much damage to native gardens in areas of New Ireland, New Britain and the mainland.

*Ethnic, Linguistic, Religious and Social Structure.*

*Population.*—The total indigenous population of the Territory is estimated at 1,143,564 while the non-indigenous population numbers 11,064. The details as at 30th June, 1953, were as follows:—

Indigenous—							
Enumerated	..	..	..	..	..	..	967,738
Estimated	..	..	..	..	..	..	175,826
Total	..	..	..	..	..	..	1,143,564
Non-Indigenous—							
European	..	..	..	..	..	..	8,406
Chinese	..	..	..	..	..	..	2,078
Others	..	..	..	..	..	..	580
Total	..	..	..	..	..	..	11,064

A census of the indigenous population was in progress at the 30th June, 1953, and will be continued on all administrative patrols until completed. Details of the population are given in Appendix I. The estimated population figures, where smaller than previous years totals are shown, as a rule refer to areas where a census has been recorded, but the degree of contact with the people has not been such as to assure a complete record having been made. Isolated family groups, and probably hamlets, may not have been included in such figures. The estimate is usually made on a basis of what information can be obtained from the people contacted and from observation of the sizes of houses and garden areas.

Children are classified as those not exceeding the apparent age of thirteen years.

Compulsory registration of births and deaths is confined to the non-indigenous inhabitants of the Territory. It is proposed that a census of the non-indigenous population be taken in June, 1954.

The *Native Village Councils Ordinance 1949* (section 12 (1)(j)), provides that a Native Village Council may make rules providing that the birth or death of any indigenous person within the Council area be reported to the Council or to such person as it directs. At 30th June, 1953, this procedure had operated only in the Rabaul Native Village Council area but other village councils are being encouraged to adopt the same practice.

*Ethnic Structure.*—There is a great diversity of physical types and linguistic groups of indigenous people in the Territory and there are many differences between local groups and between individuals within those groups.

In general, however, the indigenous people may be grouped under five headings: Papuans, Papuo-Melanesians, Negritos, Micronesians, Polynesians. These classifications are not clearly defined, being based partly on linguistic, and partly on racial characteristics.

The majority of the people usually have been classified among the predominantly dark-skinned, woolly-haired Melanesians who occupy the greater part of the Western Pacific. A distinction has been made between what has been called the Papuan type and the Melanesian type. This is based on differences in stature, hair-texture, nose-form and other characteristics. It has been related, at times, also to the division between the Melanesian languages and those non-Melanesian languages sometimes known as "Papuan". The distinction based on physical types has not the clarity of the linguistic division and, because of the extent of overlapping and the number of variations between and within groups, is useful only from the most general point of view. In this general way, it may be said that the Papuan type comprises those aborigines or pre-migratory inhabitants who have retained their original language as distinct from those who have fused their language with other groups. The Papuan may be taken as representative of such western parts as the Sepik and the Highlands Districts of the New Guinea mainland, while the Melanesian is more representative of some coastal parts of the mainland and of the island districts of New Ireland, New Britain, Manus and Bougainville.

Papuo-Melanesians are not of a single race and differ widely amongst themselves in such physical characteristics as colour of skin, texture of hair and features. As a whole they are identified by their language which is a fusion of the Papuan and Austronesian tongues, the latter being introduced to the New Guinea mainland by one of the early migratory movements. It has been estimated that Papuo-Melanesians comprise roughly two-thirds of the indigenous peoples of the Territory.

A few Negrito groups, such as those of the Aiome area of the Eastern Highlands District, have been noted. These are quite distinctive in stature, men of one group ranging from 4 ft. 4½ in. to 4 ft. 9 in. in height, while average heights for Melanesians have been given as 5 ft. 1½ in. to 5 ft. 3 in. Apart from stature, these groups do not appear to show any greater differences from their neighbours than those to be observed between the Territory's groups in general, and the opinion has been expressed that they may have developed locally and may not indicate sources of origin different from those of the Territory's other inhabitants, being a strong muscular type with dark sooty brown skin and frizzy almost black hair.

In the north-west islands of the Manus group are small groups of people who bear a physical resemblance to the inhabitants of the Caroline Islands and the area commonly known as Micronesia. These people have been classified as Micronesian. It has been suggested that they are of Caucasian origin and those of the Territory of New Guinea display signs of considerable admixture of types such as Melanesians and Malays.

The Polynesian groups are few in number and are confined to the Tauu and Nukumanu Islands and other small adjacent atolls. They bear the well-known physical characteristics of the Polynesian type, even to the one persistent feature, namely, the small smudge observed at the base of the spine of infants.

*Linguistic.*—Linguistically the picture is varied, and so great is the diversity that members of villages only a few miles apart are sometimes unable to understand one another without the aid of an interpreter. In coastal areas, language groups exceeding 5,000 are unusual and a great many are well below that figure. In the interior of the New Guinea mainland, larger groups have been found, the Medlpa language of the Mount Hagen Sub-District, for example, extending over a group of approximately 25,000 people, while in Chimbu Sub-District a research survey indicated that Kuman is spoken or understood in some form by approximately 40,000 people. However, it has been possible to recognize three main linguistic groups: Papuo-Melanesian speakers, Papuan speakers and Melanesian pidgin speakers.

The Papuo-Melanesian speakers include those language groups which belong to the Austronesian family. The great majority of the Austronesian languages are Melanesian, the few exceptions being seen in the Polynesian languages of islands like Nukumanu, and in Micronesian influences noticed in some of the small language groups of Manus District. There is a good deal of diversity among these Melanesian languages and some of them exhibit non-Austronesian characteristics.

So far as is known, there are 58 Melanesian languages in New Guinea.

Generally speaking, Melanesian languages are found mainly in Manus District, the Bismark Archipelago, New Britain District, Bougainville District and coastal areas of the New Guinea mainland, frequently appearing side by side with non-Austronesian languages. On the mainland they do not extend far inland and are not found at all in the Highlands.

The non-Austronesian languages, which are found in large areas of the Territory, have sometimes been grouped together as "Papuan". They do not, however, appear to form a group, though certain structural resemblances between some of them have been noted in various places. Nor does the term "Melanesian" or "Papuan", as it might be applied, in the sphere of language to any local group of people, necessarily apply to that group in the sense in which it has been used in physical classification.

The number of Papuan languages is probably greater than the Melanesian.

With the exception of Manus District, non-Austronesian languages have been noted in every district of the Territory. In the New Ireland and New Britain Districts they are, however, rare.

The Negrito people who inhabit the central ranges and valleys speak languages which are not Melanesian but may possibly be classed as Papuan.

Melanesian-pidgin has become the *lingua-franca* for the whole of the Trust Territory. The vocabulary includes a large number of words of English derivation, some Melanesian terms from Blanche Bay, New Britain, and a few German, Malay and Polynesian terms.

*Social.*—The social systems vary considerably in detail throughout the Territory, but in outline they conform to a pattern usual in the Western Pacific region of Melanesia, and can be said to be based upon the family.

Generally the basis of subsistence is shifting cultivation of such crops as yams, taro and sweet potatoes, though in a number of places the cultivation of gardens is subordinate to the collection of such a foodstuff as sago. All four of these foodstuffs, as well as various subsidiaries, may be used in the one area, but usually one of the four is the staple of any particular group and makes up the bulk of its diet. Domestic pigs are kept, and are numerous in some areas, though they are regarded as a token of wealth and prestige and reserved for feasts and special occasions, rather than a source of daily food. In coastal areas the indigenous people fish and everywhere some form of hunting adds to the variety of the diet, although the quantity of meat thus obtained is small.

The division of labour between the sexes involves the extension of women's work beyond the sphere of domestic duties within the home. A large part of the maintenance of gardens and the tending of food crops is performed by women. The initial clearing of garden sites and such heavy work as the fencing of gardens is done by men, but planting of crops, maintenance and harvesting, is the work of both sexes, with variations from place to place in the extent of either's duties.

Articles of importance in trade systems may be made by either men or women. Clay pots, for instance, which in various places are exchanged for food or other objects, are made by women in many areas.

Features of the indigenous system of work are the small development of specialization and the high degree to which each individual is equipped to carry out all the duties considered suitable for his or her sex. A few practices, particularly in the spheres of art and magic, may be confined to small numbers of people or to individuals within some communities, while some individuals are naturally more highly skilled than their fellows in particular aspects; but, apart from the sexual division, all individuals perform the same type of work and are capable of practising most of the skills possessed by their communities. A man's importance or standing as a leader in a community does not remove him from the field of activities involved in such things as the cultivation of crops, house-building and canoe-making.

Inheritance of land and other forms of property follow two systems. In some communities, the predominant principle is that the individual inherits from the father and his group; in others, inheritance is predominantly from the mother's group. Affiliation with kinship groups shows the same variation.

The people of the Territory live in villages usually having populations of 200-300, though some are larger; in hamlets of about 20-40 people; or sometimes in single dwellings. Houses, except in places close to centres of European settlements, are built of local timbers, grasses and palm leaves. They show many differences in size, design and methods of construction. Usually, they are occupied by the individual family of parents and children, though it is customary in some places for men to sleep and spend a large part of their time in special "men's houses". Particularly is this so in the case of young unmarried men.

The people's sense of community fellowship rarely extends beyond the village or collection of neighbouring hamlets. Within the larger groupings made up of those speaking the same language, there is usually no strong or widespread feeling for common interests and aims, though there is a consciousness of difference from other groups speaking a different language.

In the political organization of local groups, the most general principle is that all men have some influence and that all have the opportunity of rising to leadership by exhibiting qualities considered desirable according to the cultural emphasis of the group. Energy in the acquisition of wealth in the form of garden produce, ceremonial and other objects, counts for much in the majority of communities, while in earlier days leadership in war was also an important factor. General personality and outstanding knowledge of a group's customs and skills are of influence. In a few places, inheritance of rank is taken into account. In other places, reputation as a practitioner of various forms of magic can help to raise a man to leadership.

Each group has its own customary law, much of which is backed by the authority of myth and legend. Breaches of such law sometimes are dealt with by community or individual action; at other times, consequences arising from the operation of supernatural forces are expected to follow.

Communities in the Territory have always been strongly influenced by religion and by belief in magic. In religion belief in a supreme or limited number of deities has not been observed the emphasis having been to respect and attempt to please and propitiate a number of spiritual beings some remembered ancestors, some existing from the remote past. At times, these spiritual beings are given material location in certain natural objects.

Beliefs in the efficacy of attempts, directly to influence events by the use of charms, actions, and the recital of spells, may be divided into two main groups—those of social and those of anti-social magic. In the first, comes such magic as is, for example, directed towards ensuring the well-being of garden crops, the assurance of a proper supply of rain and the success of trading expeditions. The second activities of magic aimed at bringing death and disaster to enemies, and a belief in the efficacy of these has been the cause of some trouble in the past between individuals and groups. Skill and power in magic are often thought to be the possession of particular individuals whose qualities are utilized by their fellows in both the social and the anti-social spheres. This is probably the most notable example of specialization to be observed among the Territory's communities.

The practice of artistic skill is usually connected with religion, magic, ceremonial or the marking of affiliation with kinship or other groupings, and in most cases is not undertaken for its own sake. Where belief in the importance of indigenous elements of this nature has been reduced by contact with outside influences, interest in the practice of indigenous arts connected with such things as the decoration of ceremonial structures and their contents and the creation of objects for wearing on ceremonial occasions or for ceremonial exchange has naturally tended to diminish. The maintenance of interest in art forms, which have often been considered to have considerable value, has become something of a problem, and emphasis has accordingly been placed, in schools, on handiwork.

Extensive trade systems existed in many areas in the past, and some of these remain. Examples are to be seen in the Huon Gulf and Markham River areas of Morobe District; in the Mount Hagen area of the Western Highlands District; in Manus District and in New Britain District. Various artifacts, including pottery, stone axes, wood-carvings and shell-work, some utilitarian, some possessing ceremonial or religious significance, are exchanged between communities for other objects or for foodstuffs. In some cases, European money has now entered into old trade systems.

Most aspects of indigenous life have been increasingly influenced by external influences since the period of first European contact. There have, however, been no significant changes in the physical types of the various areas, as there has been little intermixing between groups.

The movement of the indigenous population does not present economic or social problems to the Administration as, with the exception of labourers proceeding to and from their places of employment, the indigenous inhabitants rarely travel outside their lingual boundaries, except for the purpose of trade. The Administrator has the power to restrict or prohibit employment of indigenous people from specific areas to prevent over-recruitment.

In the sphere of language, Melanesian Pidgin is still used as a *lingua franca* by a very large number of individuals, not only those brought together by employment but also in other places. In some cases, this medium is used in formal education but the policy is to eventually make all the people literate in English. Despite the imperfections of Melanesian Pidgin, the value of its use as a *lingua franca* until the people become literate in English is obvious, and it has also played an important part in breaking down the isolation of the language groups.

Social systems have been affected by organized activities, in general administration, in education and in Mission evangelization as well as by experiences in employment outside the individual's local group and by other contacts. However, shifting agriculture, supplemented by fishing, hunting and collecting, remains the main basis of livelihood in the majority of communities. The use of metal tools and other articles has entered into work in many areas, but there is wide adherence to old techniques and methods.

The introduction of European money into the various communities has, to some extent, modified the influence of older forms of wealth on which leadership was often based. The disappearance of warfare and some diminution in the belief in the efficacy of magic have also had an effect on the basis of leadership and, consequently on local political conditions. Customary law has been affected by these factors in many areas.

Though these and other modifications of old ways of life may be noted, the Territory remains an area of very great diversity linguistically and socially. Furthermore, it remains one in which concentration of loyalty on village or hamlet groups tends to obscure any conception on the people's part of a community of interests on a Territory-wide scale.

#### *Historical Survey.*

Geographical characteristics often play an important part in shaping a country's history and nowhere is this more evident than in New Guinea. Europeans who first entered the area in the 16th Century were discouraged by its rough topography and its swamps and left New Guinea well alone. Moreover, these factors have also influenced the type and course of administration. New Guinea's isolation came to an end in the last quarter of the 19th Century at the same time as the unknown parts of Africa were being opened up. Although some of the basic reasons underlying this activity in Africa are also applicable to New Guinea, there were a number of special local factors which operated in New Guinea to end its isolation. In the first place the need of European industries for coconut oil provided for the first time a market for one of New Guinea's natural products. In the 1870's the largest trading firm in the Pacific, Godeffroy's, of Hamburg, began trading for copra in the New Guinea Islands. In 1884 Germany formally took possession of what is now the Trust Territory of New Guinea. The administration of the new Territory then known as German New Guinea was placed in the hands of a chartered company, the German New Guinea Company, but by 1899 it felt that the burden of administration was too heavy and the Imperial Government assumed control. In 1914 the colony was occupied by Australian troops and administration was carried out by a military administration until 1921.

In 1920, the League of Nations, in pursuance of Article 22 of the Covenant, conferred upon His Britannic Majesty, for and on behalf of the Government of the Commonwealth of Australia, a Mandate for the Government of the Territory of New Guinea. The *New Guinea Act 1920*, was passed by the Commonwealth Government to provide for the Government of the Territory in accordance with Article 22, the Act coming into force on 9th May, 1921.

The Territory continued to be administered under Mandate until the Japanese invasion brought about the suspension of civil administration and large areas of the Territory were devastated. The Australian New Guinea Administrative Unit, the organ of military Government, carried out native administration and as far as circumstances permitted, kept plantations in production. The indigenous people made a valuable contribution to the Allied war effort.

With the surrender of the Japanese in 1945, civil administration of the Territory was progressively restored between October, 1945, and June, 1946.

The Trusteeship Agreement for the Territory was approved by the General Assembly of the United Nations on the 13th December, 1946.

The *Papua and New Guinea Act 1949-1950*, approved the placing of New Guinea under the International Trusteeship system and provided for the government of the Territory in an administrative union with the Territory of Papua, with the title of the Territory of Papua and New Guinea.

This Act also provided for the setting up of a Legislative Council for the Territory of Papua and New Guinea, which was established at Port Moresby, Papua, on the 26th November, 1951, being inaugurated by His Excellency, the Administrator of the Government of the Commonwealth of Australia, General Sir John Northcott, K.C.M.G., C.B., M.V.O.

At the end of the War the Territory set itself the task of recovery and rehabilitation which was greatly assisted by large grants by the Commonwealth Government and war damage compensation payments to both Europeans and natives.

The work of bringing the remaining restricted area under control has continued and medical, educational, agricultural and developmental services have been expanded.

Two Delegations of the Parliament of the Commonwealth of Australia comprising the following Senators and Members visited the Territory during the year under review:—

Senator A. M. Benn.  
 Senator A. M. McMullin.  
 Senator E. B. Maher.  
 Senator J. M. Sheehan.  
 Mr. C. W. Davidson, O.B.E., M.P.  
 Mr. H. G. Pearce, M.P.  
 Mr. D. McLeod, M.P.  
 Mr. C. E. Griffiths, M.P.  
 Mr. F. J. Davis, M.P.  
 Mr. H. S. Robertson, M.P.  
 Mr. A. S. Luchetti, M.P.  
 Mr. J. F. Fitzgerald, M.P.

Visits were also made by the Minister for the Navy and for Air, the Honorable William McMahon, M.P., and His Excellency the High Commissioner for Canada in Australia, Mr. D. Fraser-Elliott, Q.C., C.M.G.

## PART II.—STATUS OF THE TERRITORY AND ITS INHABITANTS.

### STATUS OF THE TERRITORY.

The basis of the administration of the Territory in international constitutional law is the Trusteeship Agreement approved by the General Assembly of the United Nations on 13th December, 1946.

The *Papua and New Guinea Act 1949-1950*, which came into force on the 1st July, 1949, approves the placing of the Territory of New Guinea under the international trusteeship system. The Act provides for the government of the Territory of Papua and the Territory of New Guinea in an administrative union under the title of the Territory of Papua and New Guinea. Although providing for the administrative union of the two territories, the Act declares the intention of the Commonwealth Parliament to be that the identity and status of the Territory of Papua as a Possession of the Crown and the identity and status of the Territory of New Guinea as a Trust Territory shall continue to be maintained. The Act also provides that there shall be expended in each year upon the administration, welfare and development of the Territory of New Guinea, an amount which is not less than the total amount of public revenue raised in that year in respect of the Territory of New Guinea.

No changes have been made during the year in any legislation defining or affecting the legal status of the Territory.

### STATUS OF THE INHABITANTS.

By regulation (Statutory Rules 1951 No. 120) made in October, 1951, under the *Nationality and Citizenship Act 1948-1952* of the Commonwealth, the legal status of the indigenous inhabitants of the Territory and persons born in New Guinea, whether before or after the making of the regulation, who are not British subjects is that of "Australian protected persons". The status of "protected persons" is significant mainly in international affairs and usually becomes important to the individual when he is about to travel abroad and requires diplomatic and consular protection.

There are no immigrant communities as such in the Territory of New Guinea. Inhabitants of the Territory who are not indigenous retain their individual national status and citizenship.

## PART III.—INTERNATIONAL AND REGIONAL RELATIONS.

### INTERNATIONAL RELATIONS.

The Administering Authority has continued to co-operate with the organs of the United Nations and with the Specialized Agencies in furnishing statistical and other information requested in relation to the Territory.

During the year annual reports were submitted to the World Health Organization, the International Labour Organization, the Narcotic Drugs Commission, and a periodic report to the Food and Agriculture Organization.

The United Nations Visiting Mission to the Trust Territories in the Pacific visited the Territory during March and April, 1953. The members of the Mission were—

- Dr. E. de Marchena (Dominican Republic)—Chairman.
- Mr. L. Pignon (France).
- Mr. N. Rifai (Syria).
- Mr. W. A. C. Mathieson (United Kingdom).

The Mission arrived at Rabaul on 14th March. Arrangements were made for the Mission to see the conditions and activities in all districts and to meet representatives of all sections of the community. The Mission departed from the Territory on 9th April for Port Moresby, Territory of Papua, and remained there for meetings with the Administrator and Administration officials until 13th April.

The only non-governmental bodies in the Territory of an international character are the missionary organizations, whose activities are described elsewhere in this Report.

Information relating to the Treaties, Conventions and Agreements that applied to the Territory of New Guinea at 30th June, 1953, is given in Appendix XXIII.

### REGIONAL RELATIONS.

The Territory is within the territorial scope of the South Pacific Commission, established in 1947 by Agreement between the six metropolitan governments responsible for the administration of non-self-governing territories in the South Pacific region, as a consultative and advisory body in matters affecting the economic and social development of the territories and the welfare of the inhabitants. Through the Administering Authority, the Administration maintains an active interest in the work of the Commission particularly in relation to matters of direct interest to the economic and social welfare of the indigenous inhabitants.

Two officials of the Administration, Dr. J. T. Gunther, Director of Health and Mr. W. C. Groves, Director of Education, are members of the Research Council of the South Pacific Commission.

During the year visits were made to the Territory by the Secretary-General of the South Pacific Commission, the Deputy Chairman of the Research Council of the Commission and by personnel undertaking research investigations in connexion with plant and animal quarantine and commercial relations.

Four indigenous people represented the Territory of New Guinea at the Second South Pacific Conference held at Noumea, New Caledonia, in April, 1953.


## PART IV.—INTERNATIONAL PEACE AND SECURITY: MAINTENANCE OF LAW AND ORDER.

### POLICE FORCE.

Internal law and order are maintained by the Royal Papuan and New Guinea Constabulary, which is composed of the European Constabulary, the Auxiliary European Constabulary and the Native Constabulary. The European Constabulary consists of officers recruited to the force and employed wholly on police duties, the Auxiliary European Constabulary of District Commissioners, District Officers, Assistant District Officers and Patrol Officers and the Native Constabulary of indigenous members, two-thirds of whom are recruited from the Trust Territory of New Guinea. Subject to the control and authority of the Administrator the force is under the control of the Commissioner of Police with head-quarters in Port Moresby, Papua.

The following information deals with the section of the force stationed in the Trust Territory which, in addition to the officers of the Auxiliary European Constabulary, numbers 28 officers of the European Constabulary and 1,391 members of the Native Constabulary. Expenditure during the year was £274,024.

The Territory is divided into nine administrative districts, each administered by a District Commissioner who, by virtue of his office, is the senior Police Officer for the District, with the rank of Superintendent. This arrangement is varied in the districts of New Britain and Morobe where, for



Members of the Royal Papuan and New Guinea Coronation contingent at Fremantle, Western Australia, en route to London for the Coronation of Her Majesty Queen Elizabeth the Second.



Members of the Royal Papuan and New Guinea Constabulary Coronation Contingent at Kingsford Smith airport, Sydney, after returning to Australia by air from England.





purposes of police administration, the towns of Rabaul, Lae and Wau have been proclaimed special police districts and each is under the control of a Superintendent of Police of the European Constabulary. Officers of the European Constabulary are posted to the larger centres, i.e., Rabaul, Lae, Wau, Bulolo, Madang, Wewak, Kavieng, Finschhafen, Manus, Goroka, Kokopo and Sohano, and detachments of the Native Constabulary are posted to each administrative district.

The Native Constabulary is recruited by voluntary enlistment from the indigenous inhabitants of the Territory of Papua and New Guinea, and members serve in either Territory. Recruits must be of superior physique and intelligence. Engagement of a member of the Native Constabulary is for a period of not less than three years or more than five years, with subsequent re-engagement for any further period not exceeding five years. Leave is granted on the basis of one month's leave for each year of service. This period is exclusive of any travelling time and the member is transported to and from his village at the expense of the Administration. In addition to the rates of pay shown hereunder, members of the Native Constabulary are provided with uniform, accommodation and rations and receive either rations or pay in lieu of rations when on leave. A member may, with the approval of a commissioned officer, have his wife and children reside with him, and in such case accommodation, clothing and rations for his wife and children are also provided free of charge. At present 407 members of the Native Constabulary have their families residing with them. An application by a member to have his family reside with him on the station is usually granted, but it is preferred that the member should complete a period of three years before making such application. If an application has to be refused on the grounds of lack of married accommodation the member is, when circumstances permit, transferred to a station where married accommodation is available.

The rates of pay for the Native Constabulary are:—

	Per month.
Warrant Officer 1st Class Sergeant-Major, all years .. .. .	350s.
Warrant Officer 2nd Class Sergeant-Major, 3rd year and subsequent years .. .. .	290s.
Sergeant-Major, 1st and 2nd years .. .. .	250s.
Sergeant, 3rd year .. .. .	220s.
Sergeant, 1st and 2nd years .. .. .	180s.
Corporal, 3rd year .. .. .	150s.
Corporal, 1st and 2nd years .. .. .	130s.
Lance-Corporal, 3rd year .. .. .	120s.
Lance-Corporal, 1st and 2nd years .. .. .	100s.
Constable, 30th year .. .. .	80s.
Constable, 25th year .. .. .	75s.
Constable, 20th year .. .. .	70s.
Constable, 15th year .. .. .	65s.
Constable, 10th year .. .. .	60s.
Constable, 5th year .. .. .	55s.
Constable, 4th year .. .. .	50s.
Constable, 3rd year .. .. .	45s.
Constable, 2nd year .. .. .	35s.
Constable, 1st year .. .. .	25s.

Within the Native Constabulary there is a Specialist Branch comprising clerks, carpenters, mechanics and drivers. These members are enlisted on the same terms as a constable performing normal police duties but special allowances are paid, e.g., a corporal-clerk receives an allowance of 150s. to 170s. per month in addition to the normal pay of 150s. per month; a sergeant receives an allowance of 80s. to 120s. per month, depending on his capabilities; a sergeant major warrant officer 2nd class receives an allowance of 10s. per month in the first year, 30s. in the second year and 50s. in the third year. The scale varies for carpenters, mechanics and drivers.

In June, 1953, a Special Contingent of Royal Papuan and New Guinea Constabulary, comprising three European officers and twenty-five indigenous personnel, fifteen of whom were from New Guinea, represented the Territory of Papua and New Guinea at the ceremony of the Coronation of Her Majesty Queen Elizabeth the Second in London. The contingent travelled to London by sea and returned by air. The tour occupied approximately three months and during that time the indigenous members of the contingent had the opportunity to see many different countries and the way of life of the people of those countries. For these men, who had not before been outside their own country, the tour had considerable educational value.

#### PUBLIC ORDER.

There were no cases of collective violence or disorder during the year.

## PART V.—POLITICAL ADVANCEMENT.

### CHAPTER 1.

#### GENERAL POLITICAL STRUCTURE.

The basis of the Territory's legislative, administrative and judicial systems is the *Papua and New Guinea Act 1949-1950* which came into force on 1st July, 1949. The Act approved the placing of the Territory of New Guinea under the International Trustee system and provided for the administration of the Territory in an administrative union with the Territory of Papua. The Act is administered by the Minister of State for Territories, the Honorable Paul Hasluck, M.P., through the Department of Territories at Canberra.

The Act provides for the appointment of an Administrator who is charged with the duty of administering the government of the Territory on behalf of the Government of the Commonwealth of Australia. The Administrator is assisted by an Executive Council of not less than nine officers of the Territory. The Act also provides for a Legislative Council consisting of the Administrator, sixteen officers of the Territory, and twelve unofficial members three of whom are elected and nine appointed by the Governor-General of the Commonwealth on the nomination of the Administrator. The Legislative Council was inaugurated on 26th November, 1951. It has full legislative powers in regard to the peace, order and good government of the Territory.

Under the general direction of the Administrator, the administrative functions of government are discharged by twelve functional departments, the officers of which are members of the Public Service of the Territory of Papua and New Guinea. The detailed administration of each department is the responsibility of the Departmental Head, subject to the direction of the Administrator. The head-quarters of the Administration are located in Port Moresby in the Territory of Papua.

For administrative purposes the Territory is divided into nine districts each administered by a District Commissioner. A District Commissioner is the Administrator's representative and the Chief Executive Officer and within his district is responsible for general and native administration and the co-ordination of the activities of all departments.

The Supreme Court of the Territory of Papua and New Guinea established under the *Papua and New Guinea Act* is the highest judicial tribunal in New Guinea and the only court possessing general jurisdiction over civil and criminal matters. The jurisdiction, practice and procedure of the Supreme Court are provided for under the *Supreme Court Ordinance 1949-1952*. Courts having limited jurisdiction are District Courts constituted under the *District Courts Ordinance 1924-1947* and Courts for Native Affairs constituted under the *Native Administration Ordinance 1921-1951*.

Appeals from the inferior courts lie to the Supreme Court and from the Supreme Court to the High Court of Australia.

Efforts are continuing to be directed towards the development of local government on democratic lines as the most suitable method of training the native people to take a more responsible part in the government of the Territory.

### CHAPTER 2.

#### TERRITORIAL GOVERNMENT.

##### *Structure.*

The general administrative structure of the territorial Government has been described under Chapter 1 and is illustrated by the organization chart at Appendix II.

##### *Chief Administrative Officer.*

The Government of the Territory derives its authority from the *Papua and New Guinea Act 1949-1950*, which provides that there shall be an Administrator charged with the duty of administering the Government of the Territory on behalf of the Administering Authority. The Act also provides that the Administrator shall be appointed by the Governor-General by Commission under the Seal of the Commonwealth of Australia and shall hold office during the pleasure of the Governor-General and that he shall exercise and perform all powers and functions that belong to his office in accordance with the tenor of his Commission and in accordance with such instructions as are given to him by the Governor-General.

The Assistant Administrator, Brigadier D. M. Cleland, C.B.E., assumed duty as Acting Administrator on 18th July, 1952, and was appointed Administrator on 23rd January, 1953.

##### *Heads of Departments.*

Territorial Ordinances confer various statutory functions on these officers by office and, in addition, in some cases the Administrator has delegated to heads of departments certain of his powers relating to a department or subject-matter under the supervision of the officer.

*District Boundaries.*

The territorial boundaries of the Territory of Papua and New Guinea are maintained.

No changes were made in district boundaries during the year. However, a check of the areas of the districts as varied by the boundary changes made during 1951-52 necessitated some adjustments in the areas previously recorded for the mainland districts.

As at 30th June, 1953, the districts and areas were as follows:—

District.	Land Area.	Head-quarters.
	Sq. Miles.	
North-East New Guinea (called the Mainland)—		
Eastern Highlands .. .. .	6,000	Goroka
Western Highlands .. .. .	9,600	Mt. Hagen
Sepik .. .. .	30,150	Wewak
Madang .. .. .	10,800	Madang
Morobe .. .. .	13,000	Lae
	————— 70,150	
Bismarck Archipelago—		
New Britain .. .. .	14,150	Rabaul
New Ireland .. .. .	3,820	Kavieng
Manus .. .. .	800	Lorengau
	————— 18,770	
Solomon Islands—		
Bougainville .. .. .	4,080	Sohano
	————— 4,080	
Total area of the Territory .. .. .	93,000	

*Classification of Areas.*

Administratively the Territory is classified into the following categories:—

- (i) "Under Administration Control".
- (ii) "Under Administration Influence".
- (iii) "Under Partial Administration Influence".
- (iv) "Penetrated by Patrols (Restricted)".

During the year 1,393 square miles were added to the area under influence of partial influence. Particulars of the areas in the various categories are given in Table 6, Appendix II.

The area under "control or influence" at the 30th June, 1953, was 84,500 square miles and the "restricted area" had been reduced to 8,500 square miles. The consolidation of areas under influence has proceeded steadily during the year, and several new posts have been established.

*Patrols.*

In areas under Administration control, most of the villages are visited at least twice a year by officers of the field staff of the Department of District Services and Native Affairs and periodical visits are made by officers of other departments, in particular Health, Agriculture and Forests.

Villages in areas under Administration influence or partial influence are visited by officers of the field staff of the Department of District Services and Native Affairs at least once a year and special patrols are made when the need arises.

New areas are linked with those under partial influence by means of exploratory patrols. An air reconnaissance is first undertaken to make an appreciation of the terrain and the best means of entry into a particular area. This is followed by a ground patrol, led by an experienced officer, which usually penetrates to a previously decided location suitable for an airstrip making contact and establishing friendly relations with the native people *en route*. After the airstrip has been completed and a post established the patrol extends its operations further afield. Similar work is going on from other selected points in the region and the pattern of patrolling is so organized that patrols from various posts contact each other until the whole region is covered.

The series of photographs facing page 32 indicate the nature of the task involved in extension of Administration influence to new areas.

*Executive Council.*

The functions of the Executive Council are to advise and assist the Administrator. The Council is constituted of not less than nine officers of the Territory appointed by and holding office during the pleasure of the Governor-General.

The Administrator may, if he thinks fit, act in opposition to the advice of a majority of the members of the Executive Council present at the meeting at which it is decided to tender the advice, but in any such case the Administrator shall forthwith fully report the matter to the Minister with his reasons for his action.

Minutes of the proceedings at all meetings of the Executive Council are kept, and a copy of the minutes relating to each meeting is transmitted by the Administrator to the Minister as soon as practicable after the meeting is held.

The following officers of the Territory were members of the Council at 30th June, 1953:—

Mr. S. A. Lonergan .. .. .	Government Secretary.
Mr. H. H. Reeve .. .. .	Treasurer and Director of Finance.
Mr. W. C. Groves .. .. .	Director, Department of Education.
Mr. R. E. P. Dwyer .. .. .	Director, Department of Agriculture, Stock and Fisheries.
Mr. J. B. McAdam .. .. .	Director, Department of Forests.
Mr. D. E. Macinnis .. .. .	Secretary, Department of Lands, Surveys and Mines.
Mr. W. W. Watkins .. .. .	Crown Law Officer.
*Mr. A. A. Roberts .. .. .	Acting Director, Department of District Services and Native Affairs.
†Dr. A. J. May .. .. .	Acting Director, Department of Health.

#### *Legislative Council.*

The Legislative Council consists of twenty-nine members, namely—

- (a) The Administrator;
- (b) Sixteen officers of the Territory (known as official members);
- (c) Three non-official members possessing such qualifications as are provided by Ordinance, and elected, as provided by Ordinance, by electors of the Territory;
- (d) Three non-official members representing the interests of the Christian missions in the Territory;
- (e) Three non-official indigenous members; and
- (f) Three other non-official members.

The qualifications for and the methods of election of the three non-official members, together with the electoral boundaries are explained in Chapter 5.

Nominated members are appointed by the Governor-General on the nomination of the Administrator and the Act provides that the Administrator shall exercise his powers of nomination to ensure that not less than five non-official members are residents of the Territory of New Guinea.

The Legislative Council is empowered to make Ordinances for the peace, order and good government of the Territory. Ordinances made by the Legislative Council do not have any force until assented to as provided in the Act, and must be presented to the Administrator for assent. Certain classes of Ordinances may not be assented to by the Administrator, but must be reserved for the Governor-General's pleasure.

An Ordinance assented to by the Administrator may be disallowed by the Governor-General within six months from such assent, and an Ordinance reserved for the Governor-General's pleasure does not have any force unless and until, within one year after the day on which it was presented to the Administrator for assent, the Administrator causes to be published in the *Government Gazette* a notification that the Ordinance has received the Governor-General's assent.

The initiation of legislative proposals into the Council is governed by sections 47 and 48 of the *Papua and New Guinea Act 1949-1950* and by the Standing Rules and Orders regulating the order and conduct of the Council's business and proceedings. Subject to these requirements, and particularly the restriction on any act involving government expenditure, non-official members are empowered to introduce legislation. One such Bill, the Trading with Natives Bill 1953, was brought in by the member for the New Guinea Island electorate and was passed by the Council at the second meeting of the second session.

The Council met twice during the year, the first meeting from the 6th to the 18th October, 1952, and the second meeting from the 4th to the 8th May, 1953.

\* Mr. A. A. Roberts was appointed an Acting Member of the Executive Council during the absence from the Territory of Mr. J. H. Jones, Director, Department of District Services and Native Affairs.  
 † Dr. A. J. May was appointed an Acting Member of the Executive Council during the absence from the Territory of Dr. J. T. Gunther, Director, Department of Health.

The official language of the Council is English. The *Papua and New Guinea Act 1949-1950*, requires that minutes be kept of all meetings and, in addition, a verbatim record is made of the proceedings and debates.

The members of the Council at the 30th June, 1953, were—

President, His Honour the Administrator, Brigadier, D. M. Cleland, C.B.E.

Official members—

- Mr. S. A. Lonergan, Government Secretary.
- Mr. J. H. Jones, Director, Department of District Services and Native Affairs.
- Dr. J. T. Gunther, Director, Department of Health.
- Mr. I. F. Champion, O.B.E., Chief Native Lands Commissioner.
- Mr. H. H. Reeve, Treasurer and Director of Finance.
- Mr. W. C. Groves, Director, Department of Education.
- Mr. R. E. P. Dwyer, Director, Department of Agriculture, Stock and Fisheries.
- Mr. D. E. Macinnis, Secretary, Department of Lands, Surveys and Mines.
- Mr. J. B. McAdam, M.M., Director, Department of Forests.
- Mr. W. W. Watkins, Crown Law Officer.
- Mr. F. Lee, Chief Collector, Department of Customs and Marine.
- Mr. H. L. R. Niall, M.B.E., District Commissioner, Morobe District, Territory of New Guinea.
- Mr. J. K. McCarthy, M.B.E., District Commissioner, New Britain District, Territory of New Guinea.
- Mr. J. R. Foldi, District Commissioner, Acting as Assistant Director, Department of District Services and Native Affairs.
- Mr. S. Elliott-Smith, District Commissioner, Central District, Territory of Papua.
- Mr. C. D. Bates, M.C., District Commissioner, Madang District, Territory of New Guinea.

Elected members—

- Mr. Donald Barrett, Planter, New Guinea Islands Electorate.
- Mr. Carl Mallesch Jacobsen, Planter, New Guinea Mainland Electorate.
- Mr. Ernest Alfred James, Public Accountant, Papua Electorate.

Mission representatives—

- Reverend David Eric Ure, London Missionary Society, Port Moresby, Territory of Papua.
- Very Reverend James Dwyer, M.S.C., Sacred Heart Mission, Rabaul, Territory of New Guinea.
- Reverend Frank George Lewis, Chairman, Methodist Overseas Mission, Rabaul, Territory of New Guinea.

Indigenous members—

- Mr. Merari Dickson, Mission Teacher, Samarai, Milne Bay District, Territory of Papua.
- Mr. Aisoli Salin, School Teacher, Tabar, New Ireland District, Territory of New Guinea.
- Mr. Simogun, B.E.M., Chairman, Dagua Rural Progress Society, Sepik District, Territory of New Guinea.

Other non-official members—

- Mr. Basil Fairfax-Ross, Manager, Port Moresby, Territory of Papua.
- Mrs. Doris Regina Booth, O.B.E., Mine Owner, Wau, Territory of New Guinea.
- Mr. John Bexley Sedgers, Company Director, Rabaul Territory of New Guinea.

### CHAPTER 3.

#### LOCAL GOVERNMENT.

##### *Native Councils.*

It is the aim of the Administering Authority to foster the political advancement of the indigenous inhabitants and gradually replace the direct rule system of village officials by elected councils as and when the people are ready and able to accept the responsibility. These councils, which are established under the provisions of the *Native Village Councils Ordinance 1949-1952* are empowered to legislate for the peace, order and welfare of the indigenous community in the area and to provide local social and public services.

Specialist officers of the Department of District Services and Native Affairs have been appointed to encourage the establishment of these councils and to provide guidance and assistance in the early stages, and officers of the Departments of Health, Education, Forests and Agriculture, Stock and Fisheries provide technical advice and assistance.

The people are always consulted before a council is established and it is explained to them that these councils are but a first step in their political advancement. When sufficient councils (which usually embrace a number of villages) have been established in a district, the people will be consulted regarding the formation of area councils, composed of representatives from the village councils, and later consulted regarding district and maybe regional councils. By this time a stage in their political advancement will have been reached when the people can be fitted in a way they understand into the Territory's political system and consulted on the measures which may be taken or contemplated towards self-government.

The Papua and New Guinea Act provides for the establishment of Advisory Councils for Native Matters. As "native local government" develops, such councils (in which the indigenous members shall be at least a majority of the total number of members) will be established.

The initial hurdle of "artificiality"—of applying a western type of governmental organization to the existing facts of Melanesian social structure—has proved less difficult to surmount than was anticipated. Primarily, this has been due to the presence on each council of an element of intelligent and energetic men who, under the guidance of members of the staff of the Department of District Services and Native Affairs, have carried the burden of executive work. Many councillors still do not have a sufficient appreciation of their duties and responsibilities, or are too timorous to utilize their authority at the risk of jeopardizing personal popularity. At this stage in the development of the native local government policy, it is even more important that councillors should be men of energy and character, than that they should be educated. The poor calibre of many members has been a weakness in the system, but as the electorates become more politically aware, more suitable candidates should be forthcoming.

On the whole, the standard of executive work in the councils has steadily improved and the degree of organizing ability displayed on occasions has been remarkably good. In contrast to the attitude of two years ago, the executive committees of Rabaul, Reimber and Vunamami are tending to think more for themselves, and to implement points on their approved annual programmes without waiting for suggestions from native authorities officers. They have made mistakes and will no doubt make many more. Progress is evident despite lack of education and inexperience in administrative and financial matters which will leave the councils heavily dependent on official assistance for years to come.

Various procedures have been adopted as a guard against the councils becoming separated from their people. To Melanesians impersonal government is unfriendly government. By this criterion they are functioning very satisfactorily. All councillors are required to form their own village advisory committees, and to consult regularly with their constituents. In addition, each council convenes two or three general assemblies each year, and the people are encouraged to voice their criticisms and suggestions. Thus far the attitude at these meetings has been eulogistic, rather than critical. Constant emphasis is being placed on the council being the people's council with their future progress dependent to no small degree on the council's ability to carry out its functions adequately. The continuing ability of the councils to collect taxes is a searching test of their stability.

Rules passed by councils during the year included—

- (1) Council tax rules—passed by all councils.
- (2) Maintenance of village roads within council areas—passed by five councils.
- (3) Requirements regarding cocoa cultivation and processing—passed by the Vunamami Council only.
- (4) Compulsory registration of births and deaths—passed by the Rabaul Council.

Subject to the approval of the Administrator, councils have the power to make rules relating to taxation. Such rules vary in accordance with the economy of the area, but in principle they follow a general pattern. The rules passed by the Baluan Council during November, 1952, for the financial year 1953, are typical of all councils. They read—

"1. The Baluan Village Council tax for the year 1953 shall consist of three grades—

- (1) £4 for all able-bodied males above the age of 17 years.
- (2) £2 for all males over the age of 17 years who for reasons of age or infirmity are unable to pay the full tax of £4 but who are not entitled to exemption.
- (3) £1 for all females over the age of 17 years who wish to become eligible to vote.

2. The levying of council taxes will commence and finish on dates to be decided by the council.

3. The Tax Appeal Tribunal shall decide all matters concerning the age of taxpayers and the grading of all male taxpayers. Appeal may be made to the District Commissioner or his representative, whose decision shall be final.

4. All male natives deemed to be a taxpayer, who fail to comply with this rule shall be guilty of an offence.

Penalty: Five pounds (£5) fine or imprisonment for one month, or both.

5. All proceedings under this rule shall be initiated by the Tax Appeal Tribunal and heard by a Court for Native Affairs."

The only other form of taxation introduced by village councils has been the provision of a dog licence. Fee payable is two shillings per year. This tax rule is not general.

Revenue from council tax is handled by the council Treasurer and is expended on approved estimates for the financial year.

Councils proclaimed prior to 30th June, 1952, were—

Vunamami—Kokopo Sub-district of New Britain.

Reimber—Rabaul Sub-district of New Britain.

Rabaul—Rabaul Sub-district of New Britain.

Baluan—District of Manus.

The Vunadadir-Toma-Nanga Nanga Council, in the Kokopo Sub-district of New Britain, was proclaimed in December, 1952, and the Livuan Council, which includes Watom Island, in the Rabaul Sub-district of New Britain, was proclaimed in January, 1953.

The Raluana-Viveran/Takubar-Taviliu/Nawuneram groups, New Britain District, comprising a total population of 2,000 indicated their unwillingness to adopt local government. They form a small minority group surrounded by established councils, and investigations disclosed that a number of reasons, purely local in character, were responsible for their attitude. The contributing circumstances are being mitigated and the needs of the groups are receiving close attention. The Taviliu/Nawuneram section has since signified its desire to join the Rabaul Village Council whilst the Raluana/Viveran group is still considering its position.

Details of councils proclaimed during the year—

(1) Vunadadir-Toma-Nanga Nanga Council. The council which was proclaimed in December, 1952, includes 27 villages with a population of 6,013. It is the second largest of the native local government bodies established to date and has 24 members elected according to the council's constitution, on a proportional representation basis.

(2) Livuan Council. This council was proclaimed in January, 1953, and comprises 18 villages with a population of 3,400 and is the smallest of the Tolai council units.

The problem of inadequate size has been partly circumvented by effecting a financial merger with Reimber Council, which adjoins the Livuan Council. The unit has twenty members elected on a proportionate representation basis and its constitution provides for an initial one-year tenure of office, followed by elections at two-year intervals. Details of activities of councils are given below.

*New Britain District.*—The local government financial year coincides with the calendar year. The following tables show:—

- A. The degree of achievement in terms of the actual amounts spent on public services of the Rabaul, Reimber and Vunamami Councils during the period January-December, 1952.
- B. Abstracts of Estimates of the established five councils for the period January-December, 1953.
- C. Analysis of estimated expenditure on public services of the five councils during the period January-December, 1953.
- D. Works completed, in hand, and estimated for, during the period July, 1952-March, 1953.

TABLE A.—ANALYSIS OF ACTUAL EXPENDITURE ON PUBLIC SERVICES FOR COUNCIL FINANCIAL YEAR ENDED 31st DECEMBER, 1952.

Name of Council.	Council Administration.	Medical and Sanitation.	Education.	Agriculture.	Forestry.	Roads and Bridges.	Water Supply.	Total.
	£	£	£	£	£	£	£	£
Rabaul .. ..	3,022	863	1,048	27	..	..	320	5,280
Reimber .. ..	2,585	677	523	25	22	15	..	3,845
Vunamami .. ..	2,724	397	695	265	..	131	..	4,212
Total actually spent on public services as at 31st December, 1952 .. .. ..								13,337





TABLE D.—WORKS COMPLETED: IN HAND AND ESTIMATED FOR DURING THE PERIOD  
1st JULY, 1952-31st MARCH, 1953.

Council.	Completed during period.	In hand.	Estimated for.
Rabaul .. .. .	Five medical aid posts ..	Three houses for teaching staff	Market building
	Two schools .. .. .	One house for native medical assistants	Water tanks at schools and aid posts
	Market building .. .. .	Council rest house ..	Two schools
	Garage .. .. .		Additional aid post equipment
	Workshop .. .. .	Well construction ..	Village furniture
	School furniture .. .. .	Workshop equipment ..	Pumps and piping
Reimber .. .. .	Three medical aid posts ..	Two houses for medical assistants	Water tanks—school and aid posts
	One school .. .. .	Aid post equipment ..	Well and windmill installation
	One house for teaching staff	Well sinking .. .. .	Live-stock pens
	Purchase of 3-ton truck ..	Boy's dormitory at Kurakakaul School	Cocoa fermentary and drying sheds
	Reafforestation (planting of blocks)		Additional reafforestation
	Purchase of village radios		
Vunamami .. .. .	Truck garage .. .. .	One aid post .. .. .	House for teaching staff
	Three aid posts .. .. .	Additions to school ..	Water tanks and wells
	One school .. .. .		Council rest house
	Purchase of radios .. .. .	Workshop equipment ..	Workshop
	Cocoa fermentary .. .. .	Cocoa drying sheds ..	
	House for council clerk ..	Village housing improvement scheme	
Livuan .. .. .	Council house .. .. .	Office furniture and fittings	One aid post
	Levelling council area ..	Workshop and store shed	Boat (18 feet), wells and tanks
	Bicycles for council constables	One aid post .. .. .	
Vunadadir - Toma - Nanga Nanga	Purchase of 4-ton truck ..	Council house, one aid post	Council house, furniture and equipment
	Garage .. .. .		Bicycles for council constables
			House for council clerk
			One aid post
			One house for teaching staff

The tables do not cover all aspects of council activities, but indicate the interest displayed in social services, economic advancement and the general problems involved in raising living standards.

Following the successful introduction of agricultural periods into the syllabus of schools within the Vunamami Council area, arrangements have been made for the inclusion of similar periods in the syllabus of schools in other council areas. The students who live in during the week cultivate and grow their own foods.

The Vunamami Council has acquired approximately 150 acres of good agricultural land, adjacent to the school, in order to extend the agricultural syllabus to include pig and fowl breeding, as well as cocoa and rice production. The council, whose area is comparatively heavily planted with cocoa has also financed the construction of a cocoa fermentary, and the fermenting, drying, and marketing of cocoa beans has been organized along co-operative lines.

A similar fermentary is being constructed within the Reimber Council area, but this project is being financed by a loan of £800, free of interest, granted by the Department of Agriculture, Stock and Fisheries.

The Rabaul Council, whose members are short of farming land, was granted a 99-year lease over 1,000 acres of land in the vicinity of Keravat. The clearing of the land and the construction of roads have commenced, and the council has appropriated an initial sum of £500 towards the project for 1953. This land will also provide the natives of Rabaul with a safe retreat area in the event of volcanic activity.

The council continued to improve facilities at the Rabaul market. The vendors at the market are natives from the whole of the Rabaul sub-district and buyers, in the main, are Europeans, Asians and indigenous workers from other districts.

Construction has started on a boarding school for girls. The cost is being met by the Rabaul, Reimber and Vunamami councils who have already subscribed the sum of £1,000 which has been paid into a special fund controlled by a joint committee.

Small libraries have been established by each of the five councils.

*Manus District.*—The area under the jurisdiction of the Baluan Council comprises nine villages with an approximate population of 1,700. The council, in numbers, is far too small, but owing to the geographical location of Baluan Island, it will be difficult to increase its size. The possibility of Lou Island and villages on the south coast of Manus Island being incorporated in the Baluan Council area has been investigated, but no decision was reached prior to the 30th June, 1953.

A council school has been established at Rambutso, which is in charge of a teacher of the Department of Education, assisted by two indigenous assistants employed and paid by the council.

Water tanks were purchased and transported to Baluan Island, where they have been erected in villages.

The council is paying the salaries of two native medical assistants, as well as providing accommodation.

A small experimental plot has been cleared and planted with cocoa, under the guidance of the District Agricultural Officer. It is hoped, should conditions suit the crop, to increase the economic potential within the area by this means.

The economic potential of the Baluan Council is dependent upon a small production of copra, garden produce and trochus shell. In order to increase staple food products and income the council has passed a rule requiring every male native, eligible to pay tax, to plant a minimum of twenty coconuts each year.

The following is a summary of the estimates of revenue and expenditure for 1953:—

<i>Revenue:</i>						£	£
Taxation .. .. .	..	..	..	..	..	2,000	
Other sources .. .. .	..	..	..	..	..	211	
Total .. .. .	..	..	..	..	..		2,211
<i>Expenditure (including re-appropriation):</i>							
Council administration .. .. .	..	..	..	..	..	1,300	
Medical and sanitation .. .. .	..	..	..	..	..	174	
Agriculture .. .. .	..	..	..	..	..	84	
Roads and bridges .. .. .	..	..	..	..	..	20	
Water supply .. .. .	..	..	..	..	..	80	
Education .. .. .	..	..	..	..	..	480	
Total .. .. .	..	..	..	..	..		2,138

#### *Unofficial Councils.*

The unofficial village councils, referred to in the Report for 1951-52, continue to function and it is hoped that within the next year several will have reached a stage where they will be able to assume the responsibilities of an official council.

#### *District and Town Advisory Councils.*

District advisory councils, which are non-statutory, give non-indigenous residents an opportunity to express their views and offer advice to District Commissioners on matters directly affecting them within their districts.

Each council is composed of the District Commissioner, who is chairman, and such members, not exceeding eight, as the Administrator appoints from a panel of names recommended by the District Commissioner. Members are appointed for a period of two years and are eligible for re-appointment. Public servants, other than the District Commissioner, are not eligible for appointment.

New rules for District Advisory Councils came into force in August, 1953, and whilst not differing materially from those which formerly applied, they permit a flexibility in membership and invite proposals for the development of the district to be brought forward and considered.

Town Advisory Councils which are also non-statutory are composed of representative citizens and officers of the Administration and advise only on matters concerning towns.

New rules for Town Advisory Councils have also been introduced which make provision for the creation of wards if a council so desires, a rotating system of membership, i.e., half of the council retiring each year thus ensuring a measure of continuity of experience and acquaintance with policy, and that in addition to advising and assisting the Administrator, councils may undertake such other duties and responsibilities as are agreed upon by the council in consultation with the Administrator, e.g., management of public utilities.

The following are some of the matters on which the District and Town Advisory Councils have submitted advice during the year:—Aerodromes; copra and copra production and other aspects of economic advancement; navigation aids; wharfs; shipping and air services; educational facilities; treatment and hospitalization of the sick; conditions of employment of indigenous labour; tariffs; town planning; housing; telephone services; fire-fighting services; electricity and water supply; streets and roads and roads maintenance.

These councils deal with matters predominantly of non-native interests and membership has so far been confined to Europeans and Asians. The interests of the indigenous people are adequately protected by the policy of the Administration exercised through all Departments, in particular the Department of District Services and Native Affairs which is directly concerned with the general welfare of the indigenous inhabitants and is represented by its officers on all District and Town Advisory Councils.

## CHAPTER 4.

### THE PUBLIC SERVICE.

#### *Basis and Organization.*

The Public Service of the Territory of Papua and New Guinea is constituted under the *Papua and New Guinea Act 1949-1950* and regulated by the *Public Service Ordinance 1949-1950* and Regulations thereunder.

The structure of the Public Service is shown in diagrammatic form in Appendix II.

The *Public Service Ordinance 1952*, which came into operation on 23rd April, 1953, and is to be read in conjunction with the *Public Service Ordinance 1949-1950*, provides for the inclusion in the standard salaries of all classified positions in the Public Service of a proportion of the cost-of-living allowance established under the principal ordinance. The amount included as standard salary in the case of an adult male officer was £204 and in the case of an adult female officer £161. Corresponding amounts were added to the standard salaries of juniors, both male and female.

The *Superannuation (Papua and New Guinea) Ordinance 1952*, which came into force on 10th April, 1953, amended the *Superannuation (Papua and New Guinea) Ordinance 1951* by raising the value of all units of pension to £39 each (previously, units in excess of the first eight were valued at £32 10s.), and providing for increased benefits to contributors to the Papua and New Guinea Provident Account.

The following table shows the staffing organization in the Territory of Papua and New Guinea:—

Department.	No. of Classified Positions as at 30th June, 1953.	European Staff as at 30th June, 1953—				
		Head-quarters.	Papua.	New Guinea.	Unattached.	Total.
Administrator .. .. .	7	6	..	..	..	6
Government Secretary .. .. .	109	48	31	47	7	133
Health .. .. .	323	20	71	139	36	266
District Services and Native Affairs .. .. .	387	16	100	195	74	385
Treasury .. .. .	226	85	38	83	15	221
Crown Law .. .. .	33	28	..	..	2	30
Education .. .. .	188	25	35	62	11	133
Agriculture, Stock and Fisheries .. .. .	190	23	28	47	15	118
Lands, Surveys and Mines .. .. .	46	25	..	16	2	43
Forests .. .. .	73	9	2	38	8	57
Customs and Marine .. .. .	59	14	13	27	1	55
	1,641	304	318	654	171	1,447
Works (a) .. .. .	26	..	..	..	..	..

(a) This Departmental organization and classification is dormant during the period that the Commonwealth Department of Works and the Works Branch are responsible for carrying out public works for the Administration.

For further information regarding positions and allocation of staff, see Appendix II.

The following are the more important changes in the organization of the Service during the year:—

- (1) Creation of Works Branch (Department of Government Secretary);
- (2) Public Relations Officer, new position (Department of Administrator);
- (3) District Inspector, new position (Department of District Services and Native Affairs);
- (4) District Officer, Grade 1, five positions (Department of District Services and Native Affairs). These positions have been reclassified and accorded a higher salary scale;
- (5) Native Authorities Officer (Department of District Services and Native Affairs). Six new positions created; and
- (6) Co-operative Officer (Department of District Services and Native Affairs). Four new positions created.

#### *Conditions of Entry into Service.*

Permanent appointment to the Public Service is governed by the qualifications, experience, competence and general suitability of the candidate and is limited to persons who are natural born or naturalized British subjects. Provision is, however, made for other persons to be employed in an exempt or temporary capacity. When indigenous inhabitants reach the standard required, suitable provision will be made for their entry into the Service and in the meantime a great number are employed by the Administration in occupations suitable to their qualifications and experience.

At 30th June, 1953, 9,712 indigenous inhabitants were employed by the Administration in New Guinea in clerical and other capacities, including 1,391 in the Royal Papuan and New Guinea Constabulary.

#### *Recruitment and Training.*

During 1952-53 action was taken to initiate the forward planning of recruitment and this will facilitate an orderly intake of new staff and help to provide a balanced Service. A system of selection, including interview by a properly constituted committee, was also introduced.

A total of 164 persons was recruited to the Public Service during the year and details of the recruitment to each department is summarized hereunder—

District Services and Native Affairs .. .. .	50
Health .. .. .	31
Treasury—	
Treasurer's Office .. .. .	1
Government Printing Office .. .. .	1
Posts and Telecommunications Branch .. .. .	16
	— 17
Forests .. .. .	13
Agriculture, Stock and Fisheries .. .. .	15
Education .. .. .	3
Government Secretary—	
Police and Prisons Branch .. .. .	7
Lands, Surveys and Mines .. .. .	6
Customs and Marine .. .. .	1
Clerical and Typing for allocation to Departments .. .. .	16
	— 164
Total .. .. .	164

The actual number appointed to the Territory of New Guinea is not readily available although it can be stated that at least 50 per cent. of the above new appointees, other than those attached to head-quarters, Port Moresby, will be assigned to New Guinea.

During the year 34 Cadet Patrol Officers were appointed and arrived in the Territory in April, 1953, where they attended a six weeks' induction course before posting to district stations.

After a period of duty in the Territory of not less than 21 months, Cadet Patrol Officers are eligible to attend a special two years' course of training at the Australian School of Pacific Administration, which is located in Sydney, New South Wales. Subjects studied include law, government (colonial administration), anthropology, geography and land use, history, tropical hygiene, and mapping and survey. A diploma of the school is awarded on the successful completion of the course. Eleven officers of the Department of District Services and Native Affairs commenced the course in March, 1953, and 26 officers are due to complete the course at the end of 1953.

Arrangements are being completed for a group of appointees to positions within the Department of Education to commence a special course at the Australian School of Pacific Administration in 1954, before proceeding to take up duty in the Territory.

The appointments of three Cadet Forestry Officers were effected in March, 1953. This cadetship is of five years' duration and includes a two-year forestry course at an Australian university, one year of field work in the Territory, followed by a two-year period of training at the Australian Forestry School, Canberra, Australian Capital Territory.

The appointment of Surveyors, Agricultural, Veterinary and Education Cadet Officers is proceeding. The duration of the cadetships varies from two to five years. In addition, appointments of a number of Agricultural, Forestry and Veterinary Officers, Produce Inspectors, Surveyors, Administrative Officers, and a Fisheries Expert will be completed during 1953-54.

## CHAPTER 5.

### SUFFRAGE.

The qualifications for, and methods of election of non-official members to the Legislative Council, together with the electoral boundaries, are laid down in the *Legislative Council Ordinance 1951*.

For the purpose of elections, the Territory of New Guinea is divided into two electorates, the New Guinea Mainland Electorate and the New Guinea Islands Electorate. One member is elected to represent each electorate.

A candidate for election must—

- (i) be an elector;
- (ii) have resided continuously in the Territory during the three years immediately preceding the lodging of his nomination as a candidate; and
- (iii) not be an officer or employee of the Public Service of the Territory or of the Commonwealth or an officer or employee of an instrumentality of the Administration or of the Commonwealth.

Elections are to be held at intervals of not less than three years. Every person resident in the Territory, not being a native or an alien as defined in the *Nationality and Citizenship Act 1948-1952*, who is not under the age of 21 years, and who has resided continuously in the Territory for at least twelve months immediately preceding the date of his application for enrolment is entitled to enrolment as an elector and to vote. Certain persons, including those of an unsound mind and those under sentence of imprisonment for one year or longer are precluded from voting.

Voting for the election of members is by secret ballot and in accordance with the preferential system.

No organized parties contested the elections for the first Legislative Council which were held on 10th November, 1951, but ten candidates stood as individuals, four for the New Guinea mainland, and six for New Guinea islands electorates.

The election of members to native village councils is by either open or secret ballot, mostly on a proportionate representation basis. The qualifications for franchise are contained in the Native Village Council Regulations, the relevant sections of which read—

“6.—(1.) Subject to the next succeeding sub-regulation where a Proclamation makes provision for the election of some or all of the Members of a Council by ballot, the following categories of Natives resident within the Council's area shall be eligible to vote:

- (a) Any Native who has paid Council tax in respect of the financial year in which the elections are held or who is deemed to be liable to pay Council tax for that financial year.
- (b) Any Native who has been granted an exemption from Council tax; and
- (2.) All adult Natives resident within the area of the Council shall be eligible to vote at the initial elections following the establishment of a Council.

7. Any female Native apparently above the age of seventeen years resident in a Council's area may become eligible to vote by applying to have her name inserted in the Register of Taxpayers of the Council.”

## CHAPTER 6.

### POLITICAL ORGANIZATIONS.

There are no non-governmental organizations of a political nature in the Territory.

## CHAPTER 7.

### THE JUDICIARY.

#### *Types of Courts.*

The Courts which exercise jurisdiction within the Territory are—

- (1) The Supreme Court of the Territory of Papua and New Guinea.
- (2) District Courts.
- (3) Courts for Native Affairs.
- (4) Wardens' Courts.

The Supreme Court is the highest judicial authority in the Territory. It has original criminal and civil jurisdiction.

In each district in the Territory there are District Courts with criminal jurisdiction to try "simple summary" and "non-indictable offences", but having no jurisdiction to try indictable offences, i.e., crimes and misdemeanours. District Courts also exercise a limited civil jurisdiction.

The jurisdiction of the Courts for Native Affairs extends to offences by indigenous inhabitants against the Native Administration Regulations, and civil actions of any kind, if all parties are natives.

The Administrator has power to establish Wardens' Courts in respect of each gold field or mineral field, with jurisdiction over civil cases respecting mining or mining lands held under the Mining Ordinance, and offences against the mining laws of the Territory.

#### *Appeals.*

Appeals lie from the decisions of the courts of inferior jurisdiction to the Supreme Court. The High Court of Australia subject to prescribed conditions, has jurisdiction to hear and determine appeals from judgments, decrees, orders and sentences of the Supreme Court of the Territory of Papua and New Guinea.

#### *Official Language.*

English is the official language of the courts. When indigenous inhabitants are concerned, however, evidence, &c., is given in a native language, but is translated into English for the court. Court interpreters are employed to assist the presiding judge or magistrate.

Whilst no statutory qualifications are prescribed for interpreters, in practice it is required that interpreters shall have considerable experience and, if possible, a good educational background as well as an ability to interpret.

#### *Constitution of the Courts.*

Judges of the Supreme Court of the Territory of Papua and New Guinea are appointed by the Governor-General of the Commonwealth of Australia under section 59 of the *Papua and New Guinea Act 1949-1950*. A Judge may be removed from office by the Governor-General of the Commonwealth of Australia on the ground of proved misbehaviour or incapacity, but may not otherwise be removed from office. Retiring age is 65 years, but a Judge who has held office as a Judge of the Supreme Court of Papua-New Guinea under the *Papua-New Guinea Provisional Administration Act 1945-1946* may continue in office during the pleasure of the Governor-General after he has attained that age. At present the Supreme Court of the Territory of Papua and New Guinea consists of four Judges who exercise all the powers and functions of the court when sitting alone. The seat of the Supreme Court is at Port Moresby, but the judges move on circuit throughout the Territory of New Guinea as the occasion arises.

Apart from the Judges of the Supreme Court all judicial functions are discharged by administrative personnel.

District Commissioners and Assistant District Officers are *ex officio* magistrates of the District Courts which are established under the provisions of the *District Courts Ordinance 1924-1947*. In addition, there is provision for the appointment of three District Officers, Grade II., specifically as magistrates. Two of these officers are stationed in the Territory of New Guinea. Stipendiary Magistrates may be appointed by the Governor-General, but no person is holding such an appointment at the present time. The Administrator may appoint any person to be a Justice of the Peace. A District Court consists of at least two Justices of the Peace, or a Stipendiary Magistrate, District Commissioner or Assistant District Officer sitting alone.

District Commissioners and Assistant District Officers are *ex officio* members of Courts for Native Affairs which are established under the *Native Administration Ordinance 1921-1951*. The Administrator may appoint any person to be a member of a Court for Native Affairs and may terminate any such appointment. Courts for Native Affairs consist of one or more members.

Wardens' Courts are conducted by a Warden appointed under the *Mining Ordinance 1928-1947*. Any officer of the Public Service may be appointed a Warden.



#### *Judicial Appointments.*

A person to be eligible for appointment as a Judge of the Supreme Court must either have been a Judge of the Supreme Court of Papua-New Guinea or be a barrister or solicitor of the High Court of Australia or the Supreme Court of a State or Territory of the Commonwealth (including the Supreme Court of the Territory of Papua-New Guinea) of not less than five years' standing.

The *Barristers and Solicitors Admission Ordinance 1946-1948* provides that any person who is entitled to practice in the High Court of Australia or in the Supreme Court of any State or Territory of the Commonwealth shall be deemed to be qualified for admission to practice as a barrister and solicitor of the Supreme Court of the Territory.


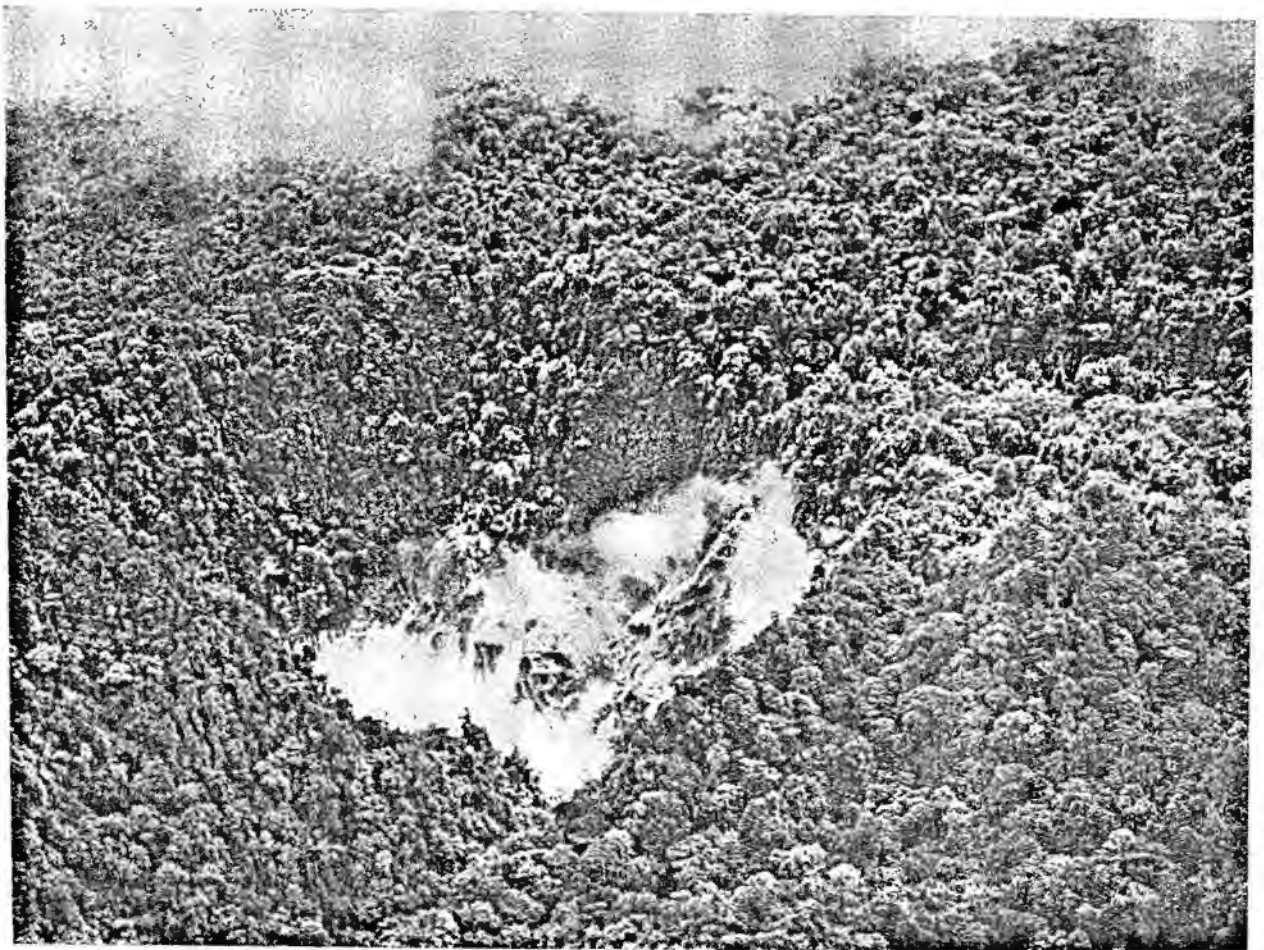
The right to officiate in the Supreme Court and its tribunals is open to any person who holds the requisite qualifications and who has been admitted to practice within the Territory.

PHOTOGRAPHIC ACCOUNT OF AN EXPLORATORY PATROL.



General views of the area covered.





General views of the area covered.




The patrol sets out.




Crossing a landslide.



Negotiating a fast-running stream.




Bridging a river.




Native-built suspension bridge.



Patrol resting on typical ridge country.



Fording a river.




Patrol receives supplies by air drop.



A village is sighted in the distance in area previously selected during an air-reconnaissance as suitable for an air-strip.




First contact is made with the men and youths of the village outside the village area.




Deep trenches surrounding houses and gardens for defensive purposes—these varied from 9 to 20 feet deep and about 15 feet wide.



Nearing the village.



Camp is established on the outskirts of the village.



The purpose of the visit is explained to the assembled villagers.



Friendly relations are established and the women bring food which is purchased by the patrol.



Selecting a site for an air-strip.



Clearing and levelling the site.



A new station is established from where patrols will penetrate further into the restricted area.

*Fees.*

Court fees are on a moderate scale and in general are related to the amount at issue in the particular case. No fees are charged in Courts for Native Affairs.

*Legal Aid.*

Under the *Poor Persons' Legal Assistance Ordinance 1951* any person without adequate means to provide legal assistance for himself may on satisfying a Judge that it is desirable in the interests of justice that he should have legal assistance obtain such legal assistance. This assistance applies only to trials for indictable offences. In addition, the Crown Law Officer will at the request of the Director of District Services and Native Affairs arrange for the legal defence of any indigenous person accused of any offence, and in practice it has been ruled by the Judges that an indigenous person accused of a capital offence must, if at all possible, have legal assistance provided. In other cases members of the Department of District Services and Native Affairs field staff act as defending officers.

*Method of Trial.*

The normal British and Australian procedure governing the methods of trial and ascertainment of facts is followed by the courts of the Territory.

Under the *Jury (New Guinea) Ordinance 1951*, provision has been made for trial before a jury of four persons, of any person of European descent charged with a crime punishable by death. All other issues both civil and criminal are tried without a jury.

The indigenous people are not subject to trial by jury for the reason that in their present state of development it would not be appropriate for civilian members of the European community to constitute a jury for the trial of a native accused of a criminal offence. It is considered that a Judge sitting alone, as Judge and jury, and having a wide experience with regard to judicial practise involving the indigenous community, will give an unbiassed verdict and decision on any case tried before him.

A male resident of the Territory of New Guinea who is of European descent, has reached the age of 30 years and is a natural-born or naturalized British subject, is qualified to serve on a jury. Persons who have been convicted of an offence which is punishable by twelve months' imprisonment are not so qualified. Clergy in holy orders, missionaries and public servants are exempt from jury service.

Since the commencement of this Ordinance four cases have been tried before a jury.

*Equality of Treatment before the Law.*

One of the basic principles of English law is equal treatment for all in the courts, irrespective of nationality, and this principle is always observed throughout the Territory. No discrimination is made against any person or classes of persons in the administration of justice.

*Penalties.*

The penalties which may be imposed by the courts are stated in the Ordinances and Regulations under which the charges are laid. With one exception there is no differentiation in the application of penalties between one section of the population and another.

The exception exists in relation to certain offences committed by natives in respect of other natives. In regard to such offences it is recognized that the present state of development of the indigenous peoples is such that they ought not to be subject to the full rigour of the criminal law applicable to Europeans and a special code, namely, the Native Administration Regulations 1924, has therefore been created permitting very simple court procedure and generally allowing for reduced maximum penalties. This code also recognizes certain peculiarly native offences, the chief of which is adultery—a grave offence in most indigenous societies, but not an offence according to the introduced European law.

Capital punishment by hanging is theoretically possible where a person has been convicted of treason, wilful murder, rape or certain kinds of piracy. Each section of the community is equally liable and the penalty may be inflicted on any person convicted of any one of these offences, but it has not been carried out since the resumption of civil administration in 1945 except in relation to certain war crimes.

Corporal punishment may be imposed but is restricted in the case of adults to certain categories of serious offences. In the case of juveniles it is usually given where the alternative is to send the offender to prison. It is given with a light cane or strap; privately and under strict supervision. Sentence of corporal punishment cannot be passed on a female.

Apart from the fact that a prisoner is forced to reside for a definite term in one of Her Majesty's prisons, no such penalty as "forced residence" exists in the Territory.

Deportation of any immigrant member of the European or Asian population (but not of the indigenous population) can be ordered under certain circumstances, but only by an administrative act. Deportation as a penalty to be imposed by a Court does not exist in the Territory.



All penalties in the criminal law of the Territory are quoted as maxima and any lesser penalty may be imposed by the court (except where the penalty is death, when it may be reduced only by the Administrator). Thus in place of a life sentence, a court may impose one of a term of years, and instead of a sentence for a term of years it may impose a fine. In all cases other than where the penalty is death, the court may order the prisoner to be released and remain at liberty provided that, for a certain definite time, he is of good behaviour.

## CHAPTER 8.

### LEGAL SYSTEM.

#### *General.*

The source of the law of the Territory is the *Papua and New Guinea Act 1949-1950* of the Commonwealth of Australia which, *inter alia*, adopts the Trusteeship Agreement for the Territory of New Guinea under the International Trusteeship System.

The Act authorizes the making of laws by a Legislative Council, but continues in full force all other laws in force immediately before the commencement of that Act; these comprise the following classes of laws:—

- (1) Ordinances made under the *New Guinea Act 1920-1935*.
- (2) Ordinances made under the *Papua-New Guinea Provisional Administration Act 1945-1946*.

One of these Ordinances, the *Laws Repeal and Adopting Ordinance 1921-1951*, adopts as laws of the Territory to the extent that they are applicable to the circumstances of the Territory and not inconsistent with any other law of the Territory—

- (a) certain specified Statutes of the State of Queensland;
- (b) such of the Statutes of England as were in force in the State of Queensland on the 9th May, 1921;
- (c) certain specific Ordinances of the Territory of Papua; and
- (d) the principles and rules of common law and equity that were in force in England on the 9th May, 1921.

In addition to laws which derive their force from the above enactments, certain laws are valid in the Territory of their own force:—

- (1) Certain Imperial legislation, e.g., the *Extradition Acts 1870-1935*.
- (2) Certain Commonwealth legislation, e.g. *Air Navigation Act*.

In general the legal system whether civil, criminal or administrative adheres both in principle and practice to that pertaining in England and the Australian States.

#### *Native Law and Custom.*

The *Laws Repeal and Adopting Ordinance* provides that the tribal institutions, customs and usages of the aboriginal natives of the Territory shall not be affected by this Ordinance, and shall, subject to the provisions of the Ordinances of the Territory from time to time in force, be permitted to continue in existence insofar as the same are not repugnant to the general principles of humanity.

The *Native Administration Regulations* provide for Courts for Native Affairs to take judicial notice of all native customs and give effect to them, save insofar as they are contrary to the principles of humanity or conflict with any law or Ordinance in force in the Territory; and for all District Officers and Patrol Officers to make themselves acquainted by all means in their power with the native customs of their district, and to reduce such customs to writing and keep a copy of them in the district office. No attempt has been made to codify such information.

## PART VI. ECONOMIC ADVANCEMENT.

### SECTION 1.—FINANCE OF THE TERRITORY.

#### CHAPTER 1.

#### PUBLIC FINANCE.

Provision is made in the *Papua and New Guinea Act 1949-1950*, in relation to the public funds of the Territory of Papua and New Guinea. Section 75 of the Act provides that revenues of the Territory shall be available for defraying the expenditure of the Territory and that receipt, expenditure and control of revenues and moneys of the Territory shall be regulated as provided by Ordinance and that no revenues or moneys of the Territory shall be issued or expended except under appropriation made by law and except by warrant under the hand of the Administrator. The accounts of the Territory are subject to inspection and audit by the Auditor-General of the Commonwealth of Australia.

Section 11 of the Act provides that there shall be expended in each year upon the Administration, welfare and development of the Territory of New Guinea an amount which is not less than the total amount of public revenue raised in that year in respect of the Territory of New Guinea.

Procedures for dealing with the public funds of the Territory of Papua and New Guinea and the annual budget of the Administration are prescribed in the *Treasury Ordinance* 1951-1952. Annual estimates of revenue and expenditure are required to be prepared and submitted by the Treasurer to the Administrator before the beginning of the financial year to which the estimates relate. A copy of the estimates is forwarded by the Administrator to the Minister for Territories for consideration and determination of the amount of the grant that will be made available by the Commonwealth Government to the Territory. The estimates are then submitted to the Legislative Council for the Territory of Papua and New Guinea in the form of an Appropriation Bill. If the bill is approved by the Legislative Council, an Appropriation Ordinance is passed by the Council and is then presented to the Administrator for assent. If the Administrator assents to the Ordinance it comes into operation but, as in the case of all Ordinances, it may be disallowed by the Governor-General within six months of the Administrator's assent thereto.

The accounts of the Territory are kept in accordance with the provisions of the *Treasury Ordinance* 1951-1952 and the revenues and expenditures of the Territory of Papua and of the Territory of New Guinea are recorded separately. Where administrative costs and items of expenditure are common to both Territories they are apportioned to each Territory on an approved basis which has been calculated to reflect the value of the services rendered to each Territory.

There are no loans or guarantees of loans current in respect of the Territory and there is no public debt.

No customs union exists with the metropolitan country or the neighbouring territory of the Administering Authority. There are no customs agreements of any kind between the Territory of Papua and the Territory of New Guinea, and no preferences on imported goods are given in the Customs Tariff of the Territory.

The financial year commences on the first day of July and ends on the thirtieth day of June of each year. The revenue of the Administration during the year under review was derived from the following sources:—

	£
(i) Direct grant by the Government of the Commonwealth of Australia	2,769,543
(ii) Internal revenue .. .. .	1,544,542
Total .. .. .	4,314,085

A direct grant of £4,657,022 was made by the Government of Australia to the Territory of Papua and New Guinea during the year 1952-53 and of that amount the sum stated in (i) above was allocated directly to the Territory of New Guinea. A comparative table showing details of all grants made available to the Territory of Papua and New Guinea by the Government of the Commonwealth of Australia during the period 1st July, 1950, to 30th June, 1953, is shown below—

Item.	1950-51.	1951-52.	1952-53.
	£	£	£
Grant towards expenses, including native welfare, development, war damage and reconstruction ..	4,356,991	5,284,309	4,657,022
Expenditure in respect of former Administrations ..	22,745	16,861	..
Printing and Consolidation of Laws .. .. .	6,000	31	9,487
Australian School of Pacific Administration .. .. .	19,487	19,107	18,127
Shipping Service .. .. .	88,650	174,830	127,991
New Guinea Civilian War Pensions and Education Benefits	26,475	31,643	31,316
Customs Policy—Inquiry .. .. .	..	752	815
Library Service .. .. .	978	1,047	1,124
New Guinea and Papua Superannuation Funds deficiency	..	..	43,041
Bulolo Timber Investigation .. .. .	..	2,620	..
Restoration of plantation, land and roads .. .. .	8,919	13,168	2,727
Lighthouse services—Buildings, works, fittings, furniture and equipment .. .. .	..	20,578	14,074
Maintenance of Lighthouse Services .. .. .	18,922	12,795	21,126
Total .. .. .	4,549,167	5,577,741	4,926,850

The grants are not repayable and do not bear interest.

Details of the revenue and expenditure of the Territory of New Guinea are given in Appendix IV., and are discussed in relevant sections of this Report.

The budgetary systems and procedures of Native Village Councils are prescribed by the *Native Village Councils Ordinance 1949-1952*, and the Regulations thereunder. For further information on native village councils, see Chapter 3, Part V. of this Report.

## CHAPTER 2.

### TAXATION.

No direct income, business or capitation tax is levied but the Administration derives revenue from taxation by way of import and export duty, licence-fees, stamp and succession duties, registration fees, land rentals, sale of timber and royalties on gold and timber. Details of revenue collected under these various items are shown in the statements of revenue in Table 2, Appendix IV.

A council established under the *Native Village Councils Ordinance 1949-1952* is authorized by that Ordinance to levy rates and taxes to be paid within its area. Such rates and taxes are payable to the village treasury fund vested in the council. Information concerning the taxes levied during 1952-53 is given in Chapter 3, Part V. of this Report.

Matters relating to customs are regulated under the *Customs Ordinance 1951* and the duties on goods imported into and exported from the Territory are prescribed by the *Customs Tariff Ordinance 1933-1952*. The rates of duties in operation at 30th June, 1953, are shown in the following Ordinances:—

- (i) *Customs Tariff Ordinance (No. 2) 1941 (No. 23 of 1941)*;
- (ii) *Customs Tariff (New Guinea) Ordinance 1948 (No. 11 of 1948)*;
- (iii) *Customs Tariff (New Guinea) Ordinance 1950 (No. 5 of 1950)*;
- (iv) *Customs (Export) Tariff Ordinance (No. 31 of 1951)*;
- (v) *Customs Tariff Surcharge Ordinance 1951 (No. 1 of 1952)*;
- (vi) *Customs (Rubber Export) Tariff Ordinance 1951 (No. 2 of 1952)*;
- (vii) *Customs Tariff (New Guinea) Ordinance 1952 (No. 55 of 1952)*;
- (viii) *Customs (Export) Tariff Ordinance 1952 (No. 110 of 1952)*;
- (ix) *Customs (Export) Tariff Ordinance 1953 (No. 55 of 1953)*;
- (x) *Customs Tariff (New Guinea) Ordinance (No. 2) 1952 (No. 96 of 1952)*;
- (xi) *Customs Tariff (New Guinea) Ordinance (No. 3) 1952 (No. 80 of 1952)*;
- (xii) *Customs Tariff Surcharge Ordinance 1952 (No. 10 of 1952)*;
- (xiii) *Customs Tariff Surcharge Ordinance 1953 (No. 50 of 1953)*.

Receipts from duty on imports and exports to and from the Territory are recorded separately from those of the Territory of Papua. Imports during 1952-53 amounted to £7,175,612 on which £585,162 was received in import duties while £385,729 was paid in export duties. During the period customs revenue rose by £40,749.

## SECTION 2.—MONEY AND BANKING.

The issue and circulation of currency are governed by the *Currency Coinage and Tokens Ordinance 1922-1938*. No new issue of Territorial coinage has been made since re-establishment of civil administration after the war. Australian coins and Territory coins are legal tender in the Territory.

The Commonwealth Bank of Australia and the Bank of New South Wales provide banking facilities and the normal credit facilities for agricultural and industrial development are available through these institutions.

The Savings Bank facilities offered by the Commonwealth Bank of Australia are widely availed of and branches are located at Lae, Madang and Rahaul, and agencies operated at most outstations.

At the close of the year the accounts of indigenous inhabitants numbered 33,277, an increase of 2,947, and the balance of deposits totalled £530,152, an increase of £70,187. The balance of all Savings Bank accounts at 30th June, 1953, was £1,779,090.

## SECTION 3.—ECONOMY OF THE TERRITORY.

### CHAPTER 1.

#### GENERAL.

##### *General Situation.*

The economy of the Territory is based on primary production. The principal industries are agriculture, mining and timber.

The principal agricultural crop marketed is copra, which has been the chief primary industry in the Territory for many years. During the war coconut plantations suffered severely from neglect and damage. Rehabilitation of plantations and a considerable increase in native production has, however, brought copra production up to approximately 70,000 tons, which is very little below pre-war levels.

The production of cocoa and coffee, although not great, has shown an appreciable increase.

In the past the majority of the indigenous people have confined their agricultural activities to subsistence cropping, but as the result of advice and technical assistance given by the Administration are now turning, in ever-increasing numbers, to cash crops for which there is a ready market in the Territory.

The production of gold has played an important part in the economy of the Territory. Other mineral wealth discovered has been small and relatively unimportant.

The timber industry continues to expand and production has reached a stage where most of the local requirements can be met and, in addition, logs and sawn timber have been exported.

The relative importance of exports of the principal products in 1952-53 was as follows:—

—	Quantity.	Value.
		£
Copra .. .. .	64,152 tons	4,425,057
Gold .. .. .	138,694 fine oz.	2,147,766
Coconut oil .. .. .	3,568 tons	473,026
Cocoa beans .. .. .	628 tons	171,876
Shell .. .. .	606 tons	87,894
Timber .. .. .	1,994,889 super. ft.	75,833
Coconut meal .. .. .	2,085 tons	35,463
Coffee beans .. .. .	45 tons	30,332

Although non-native private enterprise continues to be responsible for the main development of the Territory's resources, the indigenous inhabitants are taking an ever-increasing part in economic development, particularly through their co-operatives and rural progress societies.

With the rehabilitation of the agricultural industry, attention has been given to the expansion of production and research directed towards improving the quality and yield of established crops, such as copra, rubber, cocoa and coffee, and the introduction of new crops such as kenaf. With this objective in view, the Administering Authority is, with due regard to the present and foreseeable future needs of the indigenous inhabitants, facilitating the leasing of suitable land and providing increased technical services and information regarding agricultural conditions in the Territory.

#### *National Income.*

At this stage of development it is impracticable to obtain adequate statistics for the purpose of ascertaining an estimate of the national income.

#### *Non-Governmental Organizations.*

The main non-governmental organizations of an economic nature are the Chamber of Commerce in Rabaul, the Planters' Association of New Guinea, and the co-operative societies.

## CHAPTER 2.

### POLICY AND PLANNING.

Economic policy is directed to increasing the wealth of the Territory for the benefit of all the inhabitants, and for all sections of the community to play their part, with increasing participation by the indigenous inhabitants. Policy regarding the conservation and development of the national resources is dealt with in Chapter I. of Section 4 of this Report.

Plans for the development of the Territory are based on long-term policy objectives and are progressively fulfilled by means of annual work programmes which are influenced by the progressive results of research, the extent of private capital investment and the economic and social advancement of the indigenous inhabitants.

There is no separate administrative organization for the purpose of economic development other than the Land Development Board, which *inter alia* assists intending settlers to obtain land suitable for their purpose, and the Copra Marketing Board which undertakes the marketing of all copra.

The Administering Authority assists in many ways both direct and indirect. It assists directly by making a substantial grant to meet the costs of administration and for public works such as roads and bridges, wharfs and harbour facilities, electric power plants, &c. It assists indirectly by making available to the Territory the services of specialists from various technical Departments of the Commonwealth Government to investigate special technical problems relating to such matters as crops, stock-raising,

timber development, fisheries surveys, and geological surveys. An example of this is the assistance being given by the Australian Commonwealth Scientific and Industrial Research Organization in the survey of the natural resources of Papua and New Guinea.

Mention is made elsewhere in the relevant sections of this report of the separate activities of the technical departments of the Administration in the fields of development.

In the field of local government members of village councils prepare finance and administer local economic development programmes for their areas.

The total expenditure during 1952-53 for maintenance, capital works and services and capital purchases was £1,208,014. The bulk of this expenditure was for the purposes of economic development.

Normal banking and commercial credit facilities are available to all sections of the community, but these are not suitable to meet some of the special needs of the indigenous inhabitants. The position is being examined and a survey of credit facilities available for financing agricultural, commercial and industrial development among the indigenous inhabitants was carried out by the South Pacific Commission.

During the year under review £267,684 was paid to indigenous inhabitants under the war damage compensation scheme, making the total payments to 30th June, 1953, £1,467,684.

### CHAPTER 3.

#### INVESTMENTS.

The development of the economic resources of New Guinea calls for large capital investment and outside investment is encouraged in ways consistent with sound economic development and the welfare of the indigenous inhabitants.

Procedures for the formation and registration of companies are set down in the *Companies Ordinance 1912-1926* (Papua adopted), the *Companies Ordinance 1933-1938* and the *Companies (New Guinea) Ordinance 1952*.

During 1952-53, 25 new companies having a total capital of £2,740,050 were incorporated as "local companies", and one commercial company increased its capital by £20,000. At 30th June, 1953, 109 companies with an aggregate nominal capital of £8,623,450 were operating. The objects of the new companies include timber, trading, shipping services, plantation, general trading, building construction and slipway and salvage operations.

Five new "foreign companies" (i.e., companies incorporated outside the Territory but carrying on business in the Territory) were registered during the year and one pre-war company was restored to the Register, making a total of 54 foreign companies operating in the Territory as at 30th June, 1953. The nominal capital of the companies incorporated outside the Territory, but within the sterling area, totalled £80,761,488 and one company incorporated in Canada had a nominal capital of 6,000,000 dollars. Most of these companies operate through agents, usually a local firm, and the exact amount of capital actually invested in the Territory is not known.

Every person or firm carrying on business or having a place of business in the Territory under a business name which does not consist of the true surnames of all partners (together with the christian name or names or the initials thereof) is required to be registered under the *Business Names Ordinance 1935*. During the year 1952-53, 26 new firms were registered under this Ordinance.

Particulars of local and foreign companies and their nominal capital are given in Appendix VII.

All the companies referred to are formed from private investment with the exception of Commonwealth-New Guinea Timbers Ltd., in which the Administering Authority has subscribed £500,001 of a total capital of £1,000,000.

No statistics are available to show the interest, profit, dividends, &c., of the above companies or the extent to which profits remained or were reinvested in the Territory.

### CHAPTER 4.

#### ECONOMIC EQUALITY.

Nationals of members of the United Nations other than the Administering Authority, and non-members of the United Nations, enjoy equal treatment in economic matters with nationals of the Administering Authority, but no company having for its object or one of its objects the engaging in agricultural, pastoral or forestry pursuits, mining for coal or iron ore, or aerial navigation may be formed or registered unless at least two-thirds of the shares issued by the company are held by or on behalf of British subjects.

### CHAPTER 5.

#### PRIVATE INDEBTEDNESS.

There is no problem of private indebtedness among members of any section of the population. Usury is not practised in the Territory.

## SECTION 4.—ECONOMIC RESOURCES, ACTIVITIES AND SERVICES.

## CHAPTER 1.

## GENERAL.

*Policy and Legislation.*

Policy with regard to the natural resources of the Territory is based on the preservation of those natural resources on which economic advancement depends, in particular land and forests; and the development, improvement and increased production of crops and products suitable for Territory requirements and for export.

The executive responsibility for the implementation of governmental policy rests with the Departments of Agriculture, Stock and Fisheries, Forests and Lands, Surveys and Mines, working in close conjunction with the Department of District Services and Native Affairs and the District Administration.

Some limits have been placed on this development in order that it shall not be injurious to native interests and so that, in the long term, it will not set up barriers to native participation in the enjoyment of the life and wealth of their own country.

The chief limits are set by the administration of land policy. The established policy is that no land can be acquired from the indigenous people except by the Administration, which may then make it available on leasehold to the settler. Before the land is acquired the Administration satisfies itself that the owner is fully willing to sell and that the land is surplus to their present and future foreseeable requirements.

To facilitate the carrying out of this policy a Native Land Commission and a Land Development Board have been created. The functions of the first-named body is to discover more exactly native ownership in land and to register it; and the functions of the second is to assist applicants to obtain land suitable for their purpose.

*Production Distribution and Marketing.*

Australia provides a ready market for an appreciable portion of the exportable surplus of Territory production, which at present is mainly copra, timber, cocoa, coffee and peanuts. The Territory of Papua and New Guinea is accorded preferential tariff treatment by Australia and all Territory produce is exempt from primage duty. Territory produce normally pays the lowest rate of duty applicable under the Australian Tariff and for several commodities special rates apply which are lower than the British Preferential rates. These special rates, which are mostly free, are almost exclusively for Territory produce. Items admitted free include—

- Copra.
- Cocoa beans.
- Coffee, raw and kiln dried.
- Peanuts, kernel and unshelled.

Copra production is the staple industry of New Guinea.

Following the Japanese invasion of the Territory in 1942, production almost ceased. In 1943 the Australian New Guinea Production Control Board was established to secure the maximum supplies of copra and other products during the war. The Board took over coconut plantations, in areas not occupied by the enemy, and operated them on behalf of the absent owners. Thus production was resumed and damage from neglect avoided. With the end of hostilities and the release of districts from military control, the Board assisted owners progressively to reoccupy plantations and themselves resume production.

Copra plantations in the Territory suffered extensive war damage. It is estimated that about 30 per cent. of the coconut palms were destroyed and damage to buildings and equipment on plantations was also high. Special provision was made to include Territory property owners in the Australian war damage compensation scheme.

Compensation received for private chattels, crops, plant, live-stock, buildings and palms provided the capital necessary for the reoccupation of many plantations after the surrender of the enemy. In addition, an *ex gratia* subsidy was granted for clearing the heavy tropical secondary growth consequent on the years of neglect.

The remarkable progress made with the rehabilitation of the copra industry is shown by export figures for the year, viz., copra 64,152 tons valued at £4,425,057, coconut oil 3,568 tons (which equals about 6,000 tons of copra) valued at £473,026, and coconut meal 2,085 tons valued at £35,463.

Under a long-term agreement between the United Kingdom Ministry of Food and the Commonwealth of Australia, the United Kingdom Ministry of Food has agreed to purchase for nine years ending in 1957 the total quantity of copra available for export from the Territory after meeting the requirements of the Territory and the requirements of the Australian market for processing for home consumption. Provision also exists within the agreement for sales of copra to be effected to other countries if mutually agreed upon by both parties.

The Government in 1952 placed the marketing of the Territory's main export crop on a firm basis by replacing the Production Control Board, set up under National Security Regulations, with the Papua and New Guinea Copra Marketing Board, established by the *Papua and New Guinea Copra Marketing Board Ordinance 1952*. Membership of the Board includes representatives of producers.

Representations by the Government on behalf of the producers resulted in an increase from 1st January, 1952, of just over £14 per ton in the price of copra sold under the agreement to the United Kingdom. This included the maximum increase permitted by the agreement for a year to year variation and a special additional increase of about £7 5s. per ton which the Government was able to obtain. The same price of £81 5s. per ton f.o.b. was secured for 1953, despite conflicting reports and views on the future of world free market copra prices. The consent of the United Kingdom Ministry of Food has been obtained from time to time to advantageous free market sales outside the agreement, from which the producers have received substantial cash benefits.

A private company opened a copra crushing mill near Rabaul in October, 1952, and satisfactory arrangements were made for the supply to the United Kingdom of oil from 15,000 tons of copra per annum.

The price paid for copra delivered to the Board *ex* coastal ships' slings, or in the cases where road transport is used, at warehouse door, is arrived at after deducting customs duty, handling and other internal charges.

Attention has been paid to the quality of the product, and as well as price incentives to encourage production of higher grades, legislation providing for official inspection and grading has been passed and is being implemented.

Export of cocoa beans has increased rapidly, the total for 1952-53 being 628 tons, which is an increase of 153 tons over 1951-52.

To control the growing of cacao, in particular to ensure that proper precautions are taken against disease and to eliminate uncontrolled planting, the Cacao Ordinance was passed in 1952.

Except for small quantities for local use, almost all production is exported, the main market being Australia.

#### *Stabilization.*

In 1946-47, a levy was imposed on all copra exported from Papua and New Guinea for the purpose of creating a stabilization fund, which at the 30th June, 1953, totalled £1,713,812. Apart from this, there are no arrangements designed to protect producers against any adverse price fluctuations or to create financial reserves for the promotion of improvement of economic development.

#### *Private Corporations and Organizations.*

The principal private organizations engaged in the Territory in respect of the principal economic resources, activities and services are as follows:—

##### Plantations—

Buka Plantations and Trading Co. Ltd.  
Burns Philp (N.G.) Ltd.  
Choiseul Plantations Ltd.  
Cottees Passiona Ltd.  
Edgell and Whitely Ltd.  
New Guinea Co. Ltd.  
New Guinea Estates Pty. Ltd.

##### Mining—

Bulolo Gold Dredging Ltd.  
Enterprise of New Guinea Gold and Petroleum Developments Ltd.  
Gold and Power Ltd.  
Koranga Gold Sluicing Ltd.  
New Guinea Goldfields Ltd.

##### Timber—

Commonwealth New Guinea Plywood Timbers Ltd.  
Chipper, J. L., and Co. Ltd.

##### Shipping—

Burns Philp and Co. Ltd.  
New Guinea Co. Ltd.

### *Monopolies.*

The following public monopolies have been established:—

- (a) Papua and New Guinea Marketing Board.—This Board controls the export and sale of all copra exported from the Territory.
- (b) Posts and Telegraphs.—The postal and telecommunication services are reserved to the Administration, the latter being operated in association with the Overseas Telecommunications Commission of Australia.

### *Co-operatives.*

The co-operative movement, which offers a definite and important place in the overall development and economic advancement of the people of the Territory is being encouraged and assisted.

The desire for economic advancement amongst the indigenous inhabitants is not of recent origin, but has been present, in varying degrees, since the first contact with Europeans. The necessity to obtain money to acquire European goods had led to active participation in various spheres of activity, possibly the most common of which was the hiring of their labour to commercial and Government interests. Although other types of activity were also undertaken this was due not so much to their initiative but rather to the foresight of Administration officials.

The role played by the Administration was chiefly to ensure that plantations suitable for future native development were planted and the action then taken is responsible for the existence of considerable areas of native-owned coconut groves.

Whilst statistical data would indicate that neither of these two activities provided more than a minor amount of income, both played an important part in the development of the present-day economic trend. The hiring of labour to plantation and other private non-native interests gave the natives a certain familiarity and technical skill in handling economic crops, whilst a primitive agricultural background and the existing native plantations on the other hand provided the material to which training could later be applied.

It was not until after the Pacific War that any over-all trend towards economic activity beyond the primitive forms already mentioned was noted. Once this trend developed it was made manifest by a spontaneous movement towards the establishment of private businesses based on company or individual lines. This new trend was developed by the Administration through the medium of the Co-operative Section of the Department of District Services and Native Affairs and the guidance of this section has enabled some of the changes in the economic life of the native people which have since occurred. The basic fact beyond the change is that more and more natives are prepared to use their time and energy to produce more cash crops at the expense of leisure time.

*The Co-operative Section.*—The Co-operative Section of the Department of District Services and Native Affairs covers both the Territory of Papua and the Territory of New Guinea under the central authority of the Registrar of Co-operative Societies. Under the Registrar, two Assistant Registrars (one for each Territory) control a staff of European Co-operative Officers; Assistant Co-operative Officers and indigenous Co-operative Inspectors.

By far the most important feature of activities of the section during the year has been the consolidation and expansion of societies already in operation. There has been very little extension into new types of ventures during the year and the producer activity is almost entirely centred on the production of copra. The weakness of this dependence upon monocultural activity is fully appreciated and every effort is being made to stimulate interest in other forms of agriculture. Activities under consideration include citrus, rice production, and cocoa production.

*Registration.*—The basic work necessary for registration has been carried out in nearly all districts and at the close of the year sixteen societies and one association had been registered under the *Native Economic Development Ordinance 1951-1952*. One society has been registered under the *Co-operative Societies Ordinance 1950*.

*Legislation.*—The *Co-operative Societies Ordinance 1950* gives the Registrar of Co-operative Societies statutory authority in matters relating to registered co-operative societies. This Ordinance is most comprehensive and it has so far been possible to raise only one indigenous society to the high standard necessary for compliance with its provisions. The legislation is available for registration of indigenous and non-indigenous societies. The provisions of the *Co-operative Societies Ordinance 1950* prohibit the use of the word "Co-operative" by any person other than a society registered under that Ordinance. Accordingly, the *Native Economic Development Ordinance 1951-1952* has been introduced for the purpose of legally providing for the operations of those forms of group economic activity which, while they may become capable of developing into orthodox co-operative societies at a later stage of their development, cannot be brought within the provisions of the *Co-operative Societies Ordinance 1950* at the present time.



Under the simple provisions of the *Native Economic Development Ordinance 1951-1952* the Registrar of Co-operative Societies is appointed Registrar of Native Societies and is given statutory authority of a very wide nature in all matters pertaining to societies registered under the Ordinance.

The effect of the two Ordinances has been to provide the means of legalizing, regulating and co-ordinating native economic development throughout the Territory.

*Society Organization.*—The present form of society may be subdivided into primary and secondary organizations. The primary societies consist of marketing and consumer retailing bodies which deal direct with individual members. Where both activities are combined in one society this is termed a dual purpose primary. This dual purpose activity covers the majority of co-operative organizations.

Secondary organization is represented by associations (of societies), that is, groups of societies joined together to effect an amalgamation of their purchasing power in retail consumer store work and their marketing volume in relation to agricultural production. A major benefit to be derived in both instances is the provision of transport facilities.

The main function of an association is to perform for component societies various functions which single societies cannot fulfil adequately or economically. The allotment of these functions is decided in the light of ruling circumstances, but individual societies are encouraged to retain a high degree of autonomy.

*Society Finance.*—Primary societies depend on share capital subscribed by members, and the units of share capital are usually kept equal within a society, mainly to assist the indigenous people in better understanding the "one man—one vote" principle of co-operation. The raising of capital is usually not difficult. Share capital is further augmented by accrued surpluses which form part of the working capital until distributed as rebate at the end of the year. Such distributions do not necessarily mean a loss of funds available to the society because it has been observed that in every instance the distribution of surplus has resulted in a voluntary increase of share capital. This trend has been so strong that in many cases the surplus distribution has been transferred directly as additional shares.

The secondary association depends on share capital subscribed by member societies; this capital is in reality that which was subscribed by the individual members to the primary. The effect of this arrangement is to concentrate the individual's share subscription from a wide area into one central association. This affects the ready-cash position of the primary, but it does not hamper the primary's activities since these are all channelled through the association on a credit basis. The dual-purpose nature of the primaries preserves a reasonable balance between produce marketed and retail goods purchased, so that cash adjustments are rarely necessary.

There have been no loans made to any society from any source although adequate trade credit facilities are available from commercial companies. The banks will also grant normal credit facilities to societies should they be required.

*Society Operation in General.*—The operation of societies shows a relatively high standard of efficiency in view of the semi-literate state of the members. From the point of view of efficient business practices the majority of societies have room for improvement and there is still too much dependence on the assistance of the Co-operative Officer. These failings will be overcome by education and experience.

*Co-operative Education.*—The Co-operative Section has maintained a continuous educational programme in the limited sphere of business principles, bookkeeping and co-operative techniques.

*District Activities.*—The following is a *résumé* of co-operative activities in each district during the year:—

*New Britain.*—The Assistant Registrar for New Guinea has his Head-quarters at Rabaul. In September, 1952, an Assistant Co-operative Officer was posted to Kandrian on the south coast of New Britain. Four copra-marketing societies had been organized in the Kandrian area and a survey completed in the Talasca sub-district indicates that the organization of copra-marketing societies can be expected.

In the Gazelle Peninsula, two new societies commenced operations towards the close of the year—one consumer retail store and one dual purpose copra marketing-consumer store.

*Bougainville.*—All twelve societies in the Bougainville District are of the dual purpose copra marketing-consumer retail store variety and these are concentrated at the northern end of Bougainville Island, on Small Buka and other nearby islands.

An association of societies has been formed in Buka Passage.

*New Ireland.*—Seventeen societies operating in New Ireland are engaged solely in copra-marketing activities and only four are of the dual purpose marketing-consumer retail store type.

The association of societies in New Ireland has 21 member societies and each society nominates one delegate to the association. These nominees elect from within their own ranks five directors, who control the activities of the association. The association also fills the role of banker for component societies, there being no branch of a trading bank in Kavieng.

*Madang.*—An assessment has been made of the economic potential on Karkar and Bagabag Islands and nine societies have been organized to market copra. As soon as retail storemen have been trained, the organization will change over to the dual-purpose type of society.

*Manus.*—The first society in Manus District is in process of being organized. This society will be engaged in the purchase of copra and shell from members and in the retailing of consumer goods.

*Sepik.*—Two societies, formed at Walis and Tarawai Islands, have leased the coconut plantations on those Islands which they hope eventually to purchase.

*Statistics.*—Comparative statistics for the Territory over the past three years are set out in the following table:—

Year.	Societies.	Members.	Capital.	Store Turnover.	Copra Production.	Other Production.	Total Turnover.
			£	£	£		£
1951 .. ..	18	8,253	5,962	6,519	8,660	..	15,179
1952 .. ..	29	11,631	24,623	20,000	17,250	..	37,250
1953 .. ..	50	20,646	61,319	28,436	90,113	..	118,549

## CHAPTER 2.

### COMMERCE AND TRADE.

#### *General.*

There is increasing participation by the indigenous inhabitants in the commercial life of the Territory. Increased trading has been stimulated by the organization and encouragement of co-operatives and the development of cash crop farming. The bulk of commerce and trade is however, still conducted by European enterprise and to a smaller extent by the Asian section of the community.

The bulk of manufactured goods and a considerable quantity of prepared foodstuffs are imported into the Territory and the normal method of distribution is through importers, wholesalers and retailers in centres of population or through agencies and by mail orders in more scattered settlements. There is also considerable direct trade between private individuals and commercial enterprises in the Territory and business houses in Australia.

The indigenous inhabitants are for the most part self-sufficient in the production of food and domestic requirements, but new demands have been created by the Administering Authority's efforts to improve the standard of nutrition, health, village hygiene and general standard of living. These demands are met through normal commercial channels in areas where indigenous inhabitants are in close contact with the Administration and where cash crops and trading have been introduced into their economy.

There is no restriction on the distribution of foodstuffs, piece goods or essential commodities in the Territory.

#### *Control of Prices.*

Price control in the Territory exists under the *Prices Regulation Ordinance 1949*. A list of goods declared under the Ordinance was given in the *Papua and New Guinea Gazette* No. 2 of 10th January, 1952, whilst amendments to correct certain anomalies were published in the *Papua and New Guinea Gazettes* No. 56 of 9th October, 1952, and No. 58 of 16th October, 1952. There has been no extension of prices control during the year under review.

#### *External Trade.*

The external trade of the Territory consists of the export of agricultural and other types of primary and processed products, and the import of manufactured products, machinery and certain classes of foodstuffs. The range of items is indicated in tables in Appendix VII.

During the year under review the total of exports and imports amounted to £15,667,008 which was an increase of £995,025. Imports decreased by £978,490 and exports increased by £1,973,515 as shown below—

	1951-1952.	1952-1953.
	£	£
Imports .. .. .	8,154,102	7,175,612
Exports (including exports not of local origin) .. .. .	6,517,881	8,491,396
	14,671,983	15,667,008
Excess of imports .. .. .	1,636,221	..
Excess of exports .. .. .	..	1,315,784

The exports of local origin of £7,515,646 showed an increase over the previous year of £1,692,228. The principal items and the value of the increases were as follows:—

	£
Cocoa beans .. .. .	24,373
Coconuts .. .. .	2,343
Coffee beans .. .. .	19,984
Copra .. .. .	835,674
Gold .. .. .	440,365
Peanuts .. .. .	19,985
Silver .. .. .	2,876
Shell .. .. .	10,592

Coconut meal and coconut oil valued at £35,463 and £473,026 respectively are new products, exports of which commenced in February, 1953.

Items of export which showed a decrease and the amount of the decrease were desiccated coconut (£101,055), logs (£41,238), sawn timber (£14,861), copra refuse (£20,424) and coconut fibre (£2,546).

The value of imports declined by 12 per cent. from £8,154,102 in 1951-52 to £7,175,612 in 1952-53. The following were the principal classes of imports in 1952-53 with comparative figures for 1951-52:—

	1951-1952—Imports.	1952-1953—Imports.
	£	£
Foodstuffs of animal origin .. .. .	1,177,614	874,717
Foodstuffs of vegetable origin .. .. .	1,218,081	1,168,289
Spirituous and alcoholic liquors .. .. .	252,016	217,568
Tobacco and preparation thereof .. .. .	240,960	304,095
Live animals .. .. .	53,864	40,264
Animal substances .. .. .	24	45
Vegetable substances and fibres .. .. .	14,480	9,006
Apparel, textiles, and manufactured fibres .. .. .	993,729	811,195
Oils, fats and waxes .. .. .	579,478	508,622
Paints and varnishes .. .. .	68,190	76,236
Stones and minerals .. .. .	12,070	8,799
Metals, manufactures and machinery .. .. .	2,094,821	1,942,728
Rubber and leather and manufactures thereof .. .. .	161,728	113,863
Wood and wicker .. .. .	121,370	84,570
Earthenware, cements, &c. .. .. .	123,630	120,310
Paper and stationery .. .. .	121,450	105,464
Jewellery and fancy goods .. .. .	137,986	110,491
Optical, and scientific instruments .. .. .	192,014	128,396
Drugs, chemicals and fertilizers .. .. .	234,437	168,331
Miscellaneous .. .. .	356,160	382,573
<b>Total</b> .. .. .	<b>8,154,102</b>	<b>7,175,612</b>

The range of items included in the above table together with their respective values and countries of origin is indicated in Table 4, Appendix VII.

All receipts from imports and exports to and from the Territory are recorded separately and no customs union exists with the metropolitan country or with the neighbouring territory of the Administering Authority. No customs agreements of any kind have been entered into between the Territories and no preferences on imported goods are given in the Customs Tariff of the Territory.


A copy of the Customs Tariff of the Territory has been made available in documents submitted to the Secretary-General of the United Nations.

#### *Import and Export Restrictions.*

Import restrictions came into force on 24th March, 1952, in order to conserve supplies of foreign currency. These restrictions, full details of which were given in the 1951-52 Report were relaxed to the following extent as from 24th March, 1953:—

*Category "A"*—which relates to items such as mining machinery, structural iron and steel, galvanized iron, metals, books and periodicals—remains at 100 per cent. of the 1950-51 level, but this level may be exceeded if essentiality and necessity are shown.

*Category "B"*—which relates to items such as motor vehicles, apparel and attire, alcoholic liquors, manufactured tobaccos, cigarettes, textiles, manufactured fibres, household utensils, paper and paper manufactures—quota increased from 75 per cent. to 100 per cent. of the value of 1950-51 imports, with the exception of ale and other beer, porter, cider, perry, gin and whisky, which remain at the former level.



Partly completed main ship's wharf at Madang.



*Category "C"*—which relates to goods of non-essential character and to foodstuff and other items readily obtainable from Australian sources—quota increased from 20 per cent. to 50 per cent. of the 1950-51 level.

#### *Subsidies.*

There are no direct or indirect subsidies designed to stimulate imports or exports of any particular category.

### CHAPTER 3.

#### LAND AND AGRICULTURE.

##### (a) LAND TENURE.

##### *Classification of Land.*

The whole of the lands in the Territory are classified as follows:—

- (a) Native-owned land.
- (b) Land which is owned in freehold by non-indigenous inhabitants.
- (c) Administration land, including land leased to non-indigenous inhabitants.
- (d) Ownerless land.

##### *Native-owned Land.*

The importance of land to the indigenous people and the necessity of protecting their ownership rights have always been recognized by the Administering Authority and provisions to protect these rights and regulate dealings in land are included in all the land laws of the Territory. The most important safeguard is the provision that native-owned land may be alienated only by the Administration.

All unalienated land is deemed to be native-owned until proved otherwise. This is designed to protect the interests of the indigenous inhabitants until such time as the position regarding ownership of land is clarified by the Native Lands Commission. Any land of which there are no owners or ownership cannot be proved to the satisfaction of the Commission will be taken possession of by the Administration.

Provisions for the investigation and recording of native rights and interests in land and the establishment of a register of native-owned lands are contained in the Native Lands Registration Ordinance.

The Chief Commissioner under the Ordinance was appointed in July, 1952, and one Commissioner in December, 1952. Arrangements are being made for the appointment of additional Commissioners.

The policy is to finalize registration of native-owned land to those Districts where the main agricultural development has taken place, e.g., New Britain and New Ireland; and in the densely populated areas of the Highlands where the extension of Administration control has enabled tribes to move back to their hereditary lands from which they had been driven by tribal warfare.

There is considerable variation in indigenous systems of land tenure in different parts of the Territory. It is directly related to the type of social structure possessed by the particular community. Rights to land, for instance, will be affected according to whether a particular group is patrilineal or matrilineal. If there is a clan structure the members of the clan have important rights in common, that is, as a corporate group, though this is not invariably the case. As a member of a joint family, a clan, a village or some larger group, a native possesses certain rights to land in common with other members of the same group. Whilst there are a great variety of systems the underlying principles are similar in each case.

The following is an example of land tenure of an indigenous community.

*Social Organization.*—The group consists of five villages which are situated within a common named territory. The territory is approximately 16 square miles in area; its boundaries, fixed in relation to certain streams and other natural features, are known to the members of the group and to the members of other villages beyond the boundaries. Before Administration control was established, the members of the group regarded all persons who resided beyond these boundaries as enemies or strangers, regardless of similarities of language and culture, and constant raiding was a conspicuous feature of native life.

Each village consists of several unnamed, patrilineal, local clans. All those persons who trace descent through males to a common male ancestor, five or six generations removed, are considered true blood relatives and cannot intermarry. Each local clan is a corporate group, combining for certain important activities and having certain common rights, and several clans live together in a single large settlement (village) but each clan tends to occupy a particular portion of the larger unit. The clans which comprise any one village are related by various ties and traditions of co-operation, and each village also acts as a corporate group on some occasions. Similarly, there are ties of various kinds between certain villages within the district group.

The right to live within the group and in a particular village is conferred by birth into the patrilineal clan. Membership of a patrilineal clan also brings rights to utilize land, rights which cannot be taken away unless a person is banished (an event which is rare).

*Food and Types of Land.*—The group are agriculturists, though hunting is also an important activity.

The land consists of four main types; forested hillsides (used mainly for hunting and for the largest kinds of yam gardens); kunai hillsides (nearer to the villages than forested areas; used for cultivated crops of all kinds); plain land immediately below the foot hills (a narrow, well-watered strip surrounding the villages; used for bananas and other cultivated crops, excluding yams) and the kunai plain proper (by far the most extensive area; important primarily as a source of wild game). Different rights are associated with each type of land.

*Building Rights.*—Every married male in the group has the right to erect a house in the village where his fellow clansmen reside, but his fellow clansmen must approve of the site chosen in the village and young men build where their clan elders suggest. He has also the technical right to erect a house on any of the portions of land which are cultivated or claimed by his clan, or wherever his banana gardens are situated. The members of one village have not the right to build within another village, though under certain circumstances they may be permitted to do so.

*Hunting Rights.*—Forested hillsides and the kunai plain are the principal hunting areas.

The kunai plain is by far the largest portion of the territory, and is subdivided into village sections. The boundaries of these sections are known and are fixed in relation to certain streams, trees, and other natural features. The members of any particular village all possess equal rights to their own village area. Any member of a village may hunt at any time on his village area, but should the game cross to the area of a neighbouring village he has no right to follow it and hunt there.

Uncultivated forest areas are similarly divided into village sections (with fixed boundaries), and any member of a particular village has the right to hunt within the area claimed by it. He cannot hunt on areas claimed by other villages. Timber is scarce and may be taken only from areas claimed by one's village. Edible wild products, however, may be collected by any one from any section of land, irrespective of the fact that he belongs to a different village to that which lays claim to the area.

*Cultivation Rights.*—Cultivation rights constitute the most complicated system of all.

The plain land immediately below the foot hills is utilized almost exclusively for banana plantations and is divided into a number of named sections whose boundaries are once again fixed in relation to certain natural features, streams, trees, &c. The important group where rights to banana land is concerned is the patrilineal local clan. Each clan possesses exclusive cultivation rights to a number of these named areas, the number varying from clan to clan, though rights to three such sections appear to be average. Membership by birth in a particular clan brings the right to make banana plantations on any of those areas to which the group lays claim.

The right to cultivate strips claimed by a particular clan is conferred by birth into that group and cannot be taken away. Technically, a man has the right to make gardens anywhere and on any strip claimed by his clan. In practice, however, his choice is limited and determined by several factors. In the first place, most of the land in some areas may be already under cultivation. Secondly, he tends to make his gardens on strips where his nearest patrilineal kinsmen (his father, brothers, &c.) have their gardens, thus ensuring that there is generally some one to look after his produce during his absence. The sections claimed by a particular clan are generally scattered over a considerable area, but the areas claimed by all the clans of any village tend to form a contiguous block, and largely because of this it can be said that each village claims and cultivates the land in its immediate vicinity.

The kunai hillsides are also divided into named sections, and each clan claims exclusive cultivation rights to several of these areas. This type of land is utilized for the cultivation of root crops, taro, yams and sweet-potatoes. These gardens, unlike banana plantations, are a communal undertaking. The garden is constructed by a number of people and the cultivated area is then divided into a number of lots which are allocated to the heads of particular households. Again, the initiation of yam gardens, the choice of site, and the arranging of the necessary labour, &c., is a matter for consultation between the elders of clans and sub-clans. Younger members of the group take no part in these arrangements and their choice is therefore determined by others. Taro and sweet-potato patches are sometimes constructed individually, but once again, if the clan elders do not approve of a chosen site, the gardener will not be permitted to cultivate there.

*The Right of Inheritance.*—The various rights referred to are inherited patrilineally. At birth, a person is born into a particular clan and village and together with the other members of these groups he has equal rights to all the areas which are claimed by them. But certain special rights of inheritance are associated with cultivated land.

For instance, banana plantations, unlike yam gardens, are not abandoned after the first harvest, and remain of economic value for as long as seven years. Consequently, when a man dies his banana plantations pass directly to his sons. It is not the land, however, which is inherited by them, but only the use of the land and its produce for as long as the gardens retain their economic value. When the garden is eventually abandoned, the land passes again into the patrilineal group, any member of which may make

a garden there if he so desires (subject to the limitations noted above). A person's rights in yam gardens also pass to his sons, but since these gardens are abandoned after the harvest, they remain in the son's possession for only one season. The rights, together with those belonging to other people, then revert to the clan or village as the case may be. It is the right to the produce alone which is inherited in both cases.

Coconut groves and certain trees (breadfruit) also pass from father to son, and as these retain their economic value for a very long time, they may be handed down through several persons. Once again, however, it is not the land on which they stand which is inherited. When the groves are eventually abandoned, the land reverts to the patrilineal clan.

*The Right of Alienation.*—There is no precedent for sale of land, and land has no native price (a common feature throughout New Guinea).

A sister, who normally lives in some other village (marriage being patrilocal), may be given land by her patrilineal group during her lifetime, but her children have no rights there; they inherit their rights from their father. Should they be orphaned, however, a brother frequently takes his sister's children to live with him. If the members of the clan are agreeable, they may, under certain circumstances, be taken into the clan as members and may be given equal rights with the other members. Generally, they are compelled to return to their father's village, where they have land rights, as soon as they reach maturity.

Provided the elders agree, a particular clan may allow the members of an affiliated clan (in the same or a neighbouring village) to cultivate on its land. It is only a temporary arrangement, and the clan may withdraw the right at any time. Moreover, even if the clan which claims the land is willing to make the arrangement, the village as a whole may express disapproval. In this case the clan which has expressed its willingness to accommodate the affiliated group will withdraw its permission.

*Land Titles.*—New Guinea communities always possess an equivalent of title deeds to land. In this group a native has only to prove his descent from a particular male ancestor to be accepted as a full member of the same descent group, with equal rights to all those areas claimed by that group. Membership of this group also gives him equal rights with other clans of the same village. Land rights are usually expressed in the phrase, "It is not land of other people—our ancestors lived and worked here before; their coconut palms are standing yet".

#### *Freehold Land.*

There are 519,380 acres of freehold land in New Guinea owned by private non-indigenous inhabitants. This originated almost entirely during the German administration before World War I. Although the Land Ordinance of New Guinea provides for the granting of freehold estates in land, the policy of the Administering Authority is to grant leases only.

#### *Administration Land.*

This consists of—

- (i) land to which the Administration succeeded the German Fiscus in title following the acceptance of Mandatory powers by the Government of the Commonwealth of Australia after World War I;
- (ii) land purchased by the Administration from native and non-native owners;
- (iii) land acquired for public purposes by the Administration; and
- (iv) land of which upon inquiry it was found that there appeared to be no owner and was taken possession of by the Administration.

The last is further explained under the heading of "Ownerless Land". Leases of Administration land totalling 189,351 acres have been granted mostly for agricultural purposes. Particulars are given in Appendix VIII.

The total area of alienated land is approximately 1.8 per centum of the area of New Guinea.

#### *Ownerless Land.*

Section 11 of the Land Ordinance provides that the Administrator may from time to time by proclamation declare that any land which has never been alienated by the Administration and of which there appears to be no owner shall, unless good cause is shown to the contrary, within the period to be specified in the proclamation, become Administration land. About 39,150 acres have been possessed by the Administration under this provision. There is no doubt that additional areas will be acquired by the Administration as the work of the Native Land Commission progresses.

#### *Registration of Titles.*

A system of registered titles and interests in alienated land is provided for under the *Lands Registration Ordinance 1924-1951*. The *New Guinea Land Titles Restoration Ordinance 1951* enables the compilation of new registers and official records relating to land, mining and forestry, in place of those lost or destroyed during the war of 1939-45.



## (b) AGRICULTURAL PRODUCTS.

*Types and Methods of Agriculture.*

Most of the indigenous inhabitants are agriculturists producing fruit and vegetables for their own consumption. The crops grown vary according to environment and altitude, and include yams, taro and sweet potatoes, coconuts, bananas, paw-paws, maize, sugar-cane, cassava, beans, peanuts, rice, cucurbits, and tobacco. Sago is the staple food in the extensive semi-inundated areas which occur along the lower valleys of the major rivers. In these areas it is usually cut largely from naturally occurring stands. In other parts of the country small areas are grown along stream banks and in swampy patches and are regarded as a reserve in times of poor harvest.

In many localities they follow a farming system known as "Bush following rotation". The inhabitants of each village have, at any one time, a number of distinct and separate cleared garden areas in the land surrounding the village. The garden clearings may be located some miles from the village and are not usually contiguous. Each garden area may be made up of a number of distinct plots owned by individuals or families. The number of garden clearings (and their area) attached to each village depends on the size of the village and the fertility of the land.

The method of cultivation followed is for the jungle trees to be felled and undergrowth cleared with axes and knives, the larger trees being usually left standing. The timber and foliage is allowed to dry out and then burnt. In some localities there is a little cultivation before the crops are planted, and root vegetables are placed in holes dug with a stick. In other places, however, there is careful preparation of the soil and weeding is done while the crops are growing. After harvesting, a new area of land is selected, cleared, burnt and planted. On rare occasions only are two consecutive crops planted in the same area. They return to the first area only for the purpose of harvesting fruit from trees, such as paw-paw and banana, that may have been planted in the garden, but these are soon submerged in the new growth which quickly appears. The plot is allowed to lie fallow for a period varying from seven to ten years or even longer, depending upon the local population pressure. Ultimately they return to the original plot and clear, burn and plant again. The cycle continues year by year throughout the agricultural land belonging to the village.

The foregoing is a broad generalization of the method followed. There are many variations, however. In some localities, where soil fertility is high, the same garden areas may be kept in productive cultivation for three to six years, or longer. In parts of the highlands districts the village system of gardens found elsewhere in New Guinea is not followed, and individuals cultivate their own single farm plots.

A system is practised on grasslands in some of the fertile areas, such as alluvial valley floors, and on Manus, of mulching with material from clearing the garden area, instead of burning. Primitive irrigation systems are found in a number of localities, the principal methods being by contour ditches or by bamboo piping. The contour levels are determined by eye, and their accuracy is noteworthy.

Gardening is done by both the men and women, with the division of work usually clearly defined within the village itself, but this division is not necessarily the same in all areas. Generally the clearing of the land is done by the men and the harvesting of the crops by the women. However, other work, such as cultivating, planting and weeding, may be done by either men or women according to the customs of the particular village or area.

Generally speaking, prior to the war, the indigenous people were not interested in producing for any purpose other than to provide their immediate food and other requirements; and almost the entire commercial agriculture was concentrated in the coastal regions and restricted to the production of copra. However, the advice and assistance given by the Administration has brought about a marked change and they are now taking a keen interest in the production of cash crops of existing and new varieties, and improved methods.

The programme of agricultural development has three aspects—

- (a) the improvement in the agricultural methods followed by the indigenous population, with the aim of increasing the total volume of production and the nutritional level of the people;
- (b) the increase in production of certain commodities (e.g., rice, meat, dairy products, and certain fresh fruit and vegetables) which are at present imported into the territory; and
- (c) the increase in production of certain commodities for export (e.g., copra, cocoa, tea, sisal, manila hemp, kenaf and peanuts), and involves—
  - (i) making land available for new settlement,
  - (ii) construction of roads to the land made available,
  - (iii) encouragement of capital investment in agricultural industries,
  - (iv) provision of technical agricultural advice to farmers,

- (v) teaching the indigenous people the value of new crops and varieties, and improved methods,
- (vi) provision on easy terms of simple tools and equipment to native agriculturists,
- (vii) intensification of research and investigation work by the Department of Agriculture,
- (viii) the increase in the staff of the Department of Agriculture, and
- (ix) carrying out fundamental surveys of land resources, particularly to assess agricultural and pastoral possibilities.

#### *Agricultural Experiment Stations.*

The Department of Agriculture, Stock and Fisheries maintains three agricultural experiment stations, Keravat (lowlands), Aiyura (5,500-6,000 feet) and Garaina (2,200 feet) to carry out plant industry research. These stations also act as centres for agricultural extension in all phases of crop husbandry and foster by demonstrations, *per se*, and through attached agricultural officers, the development of agriculture in various districts.

Research and experimentation, at these three stations, involves land use studies, soil fertility problems and their elucidation and experiments of an agronomic nature with cocoa, tea, manila hemp and other fibres, cinchona, coffee (Arabica and Robusta), native food crops, fodder crops, cover crops and crops introduced for trial to determine their suitability for European and indigenous production.

In order to keep abreast of modern agriculture a plant introduction station is maintained and introduction of new crops is continually being made. Laboratory facilities are available to study aspects of quarantine control and permanent nurseries have been established to enable observations of introduced plants to be made.

The Department of Agriculture, Stock and Fisheries employs Agricultural Extension officers whose functions are to keep agriculturalists apprised of the latest findings in crop husbandry, up-to-date cultural practices and to inform them of the most suitable methods to be used.

*Lowlands Agricultural Experiment Station, Keravat.*—The functions of this station, which is the main lowland experiment station and the laboratory centre for the whole of northern New Guinea, cover a wide range of activities including: demonstration and testing crops, vegetative propagation, progeny trials, yield and costing trials, and seed production for supply to field extension officers and private planters. Entomological research on cocoa, coconuts and the "giant snail" is also carried out.

Professional advice is given to planters, and officers attached to the station make periodical inspections of plantations and other agricultural activities.

A laboratory is almost completed, where studies of soil, soil fertility, plant pathology, plant physiology and entomology will be undertaken. Cocoa and coffee processing experiments are to be carried out and for this purpose an experimental coffee and cocoa fermentation house is being constructed.

Crops studied at this station are cocoa, coffee, native food crops, fibres, and shade and cover crops. Aspects of study comprise soil fertility problems associated with various crops, manurial trials with special emphasis on micro-elements, indigenous cropping techniques and general agronomic problems.

During the year this station supplied 28,000 cocoa seedlings, 200 lb. of coffee seed and quantities of planting material of shade, cover and other crops to growers.

The Senior Entomologist, working on the economic pests of crops, is located at the station.

*Highlands Experiment Station, Aiyura.*—At this station studies include land use, including the development of cultivation techniques and crop rotations to suit highland conditions; the regeneration of degraded soils, terracing, contouring and grasses and legumes in association with live-stock. Crops studied are tea, cinchona, coffee and fibres. Tea and coffee seed, tea cuttings and other planting material are made available to private growers. In addition, extension work is carried out in crop and animal husbandry.

*Tea Experiment Plantation, Garaina.*—The functions of this station are to produce tea under semi-commercial conditions to the final stage of processing the product for market and thus to provide technical and economic data to settlers, and supply tea seed and cuttings to growers.

Tea seed production at the station is approximately 250 lb. per month, which is sufficient to meet the current demand from commercial interests and for experimental needs.

#### *District Agricultural Stations.*

In addition to the three experiment stations there are six district agricultural stations located in the districts of Madang, Sepik, Manus, Bougainville, Morobe and Western Highlands. These stations are the centres where live-stock, crops and methods are tested out locally and where local modifications of animal husbandry and agricultural methods are developed. Each station is the centre of agricultural extension work for its district and the indigenous people are encouraged to work at the station for periods to obtain training in improved methods of agriculture, in the growing of new crops and the

handling of animals. Agricultural officers, based on these stations, carry out patrols in the course of which assistance is given to growers, seeds are distributed and studies made of the indigenous methods of agriculture.

Madang.—Rice is the major crop studied and trials are conducted with coffee, sorghum, peanuts, maize, tapioca, citrus, kapok, oil palm, castor beans, fibres and native food crops.

There are 27 acres under perennial and annual crops and 40 are fenced for grazing.

Sepik.—The main work of this station during the period has been the propagation and trial of rice. Other crops established are maize, sorghum, peanuts and sisal.

Manus.—Main activity has been on the establishment of pasture grasses for cattle depasturing. Attention has been given also to the marketing of native produce.

Bougainville.—The main emphasis has been placed on the establishment of permanent blocks of experimental cacao; and the utilization of an area for trials and multiplications of annual crops.

Morobe.—Work is being conducted on fibres, rice, cacao, and disease-free manila hemsps.

Western Highlands.—This station is being developed to serve the highlands area. Correct methods for the planting and maintenance of highlands coffee will be demonstrated, including the use of wind-breaks and various permanent shades, and various annual crops including peanuts, soya bean, vegetables, maize, sorghum and passion fruit.

#### *Entomological Investigations.*

The most serious pests are the rhinoceros beetle, *Sexava* coconut grasshopper, cacao mirids and the giant snail, and appropriate control measures are being directed against each.

With regard to the rhinoceros beetle, the measures adopted include advice to planters to destroy breeding places for the larvae, such as dying and dead palms and decaying vegetable matter, the collection and destruction of adult beetles, and parasitic (biological) control.

In connexion with the latter, the Senior Entomologist visited Mauritius and Zanzibar to arrange for the collection and despatch to the Territory of rhinoceros beetle parasites, including the wasps *scolia ruficornis* and *scolia oryctophaga*. Small consignments have already arrived and 180 females were liberated at a number of infected plantations. Arrangements have been made for additional consignments of each species to be forwarded to the Territory.

The coconut grasshopper (*Sexava* spp.) causes severe damage to coconut palm fronds and inflorescences, causing a reduction in palm vigour and interruption of nut-setting. Inspections are being made for the purpose of ascertaining the distribution of the pest and to assess damage, and preliminary trials have been carried out in the use of insecticides as a means of control.

Mirids.—Six mirid species infesting cacao have been positively identified. There has been no record of this pest outside the Gazelle Peninsula, although it has been recorded from an increased number of plantations within the area. In some instances, the damage has been rather severe. Progress is being made in determining the life history details of *Parabryocoropsis typicus*, but the species, especially the adult, is extremely fragile and will stand little handling.

Giant Snail (*Achatina fulica*).—Introduced during the Japanese occupation, the snail has spread and caused damage to coconut palms, cacao (especially young cacao) and food crops.

Resulting from a visit to Kenya by the Senior Entomologist, arrangements have been made with their Department of Agriculture to forward colonies of the two predators of the giant snail, viz., a carabid beetle (*Tefflux haquardii*) and a predatory snail (*Gonaxis kibweziensis*). These will be liberated in selected areas of the Territory.

#### *Indigenous Agriculture.*

Projects in rice, cacao and coffee production have been assisted and given every encouragement and favorable progress has been made.

Rice production on the pattern of the Amele and Lower Gogol Valley rice project has spread to all the sub-districts of the Madang District. Fifteen rural progress societies have been formed and twelve mills, with ancillary equipment, are now installed. The production of rice for the year was approximately 100 tons and it is estimated that the 1953-54 crop will produce at least 300 tons.


There has been a considerable development of peanut production in association with the rice projects.

Expansion has also taken place in the Sepik District, and five new village groups, two in coastal areas and three on the Sepik Plains, have planted rice and are ready to purchase milling machinery. A second mill has already been installed.


The whole of the rice production extension scheme in the Madang and Sepik Districts is now being treated as a single project and it is estimated that, by 1959, the annual rate of production will be at least 4,200 tons. Of this, about 1,700 tons would be consumed by the producing communities and the remainder available for sale. Associated development will include copra, cocoa and coffee.



Rice-growing at Amele: Madang District.



Milling rice at Amele Rural Progress Society, Madang.



The cacao project in the Gazelle Peninsula has reached the production phase with the establishment of six fermentaries with sun-driers. The production during 1952-53 was 15 tons and is expected to increase to 100 tons during 1953-54. Where individual growers do not possess proper facilities, every effort is being made to have small lot quantities processed in bulk, and so standardize the quality.

Growers so far registered under the *Cacao Ordinance* 1951-1952 number 219.

Arabica coffee (*coffee arabica*) exists in scattered native planted groves over a considerable area of the mountainous hinterland, south-west of Finschhafen (Morobe District). Towards the latter part of the year, an Extension Officer was stationed in the area to establish central processing facilities and provide continuous European patrol supervision.

Hand-processing machinery has been forwarded and more is on order. The officer concerned has also reported a growing interest by the native people in the production of cacao.

#### *Land Use Surveys.*

The Commonwealth Scientific and Industrial Research Organization's Land Research and Regional Survey Section, which is carrying out a resources survey of Papua and New Guinea in conjunction with the Administration, to assess agricultural and pastoral potentialities of the land, has commenced field work in Papua, and will later extend its activities to the Territory of New Guinea.

A soil survey of the experimental tea station at Garaina has been completed. Reconnaissance surveys of the upper Bulolo Valley and at Kudjeru have been undertaken and a soil survey of the Markham Valley commenced.

#### *Crops.*

*Copra.*—There are more than 400 coconut plantations with a total area of approximately 200,000 acres. The majority of the plantations which vary in size from 25 to 2,000 acres are in the districts of New Britain, New Ireland, Bougainville and Madang. Coconut products continue to be the main source of agricultural income and production has shown an increase during the year, particularly native production of copra, which is estimated to be about 20,000 tons.

Arrangements have been made with the South Pacific Commission for Mr. W. V. D. Pieris, a recognized authority on coconut cultivation and improvement, to carry out a comprehensive survey of the industry.

*Cacao.*—Great interest is being taken in cocoa and new plantations are appearing in all districts—the number of trees planted up to the 30th June, 1953, was just over 1,000,000 compared with 500,000 at 30th June, 1952, and 200,000 at 30th June, 1951.

The production for 1952-53 was 500 tons of beans and it is estimated that when all trees at present planted reach maturity production will be approximately 5,000 tons per annum.

Experimental work on cacao is being intensified; this includes selection of desirable types, yield, studies in compatibility, breeding and vegetative propagation. The capacity for striking cuttings has been increased and production of clonal material has been stepped up considerably. Work is continuing on the testing of clones, under varying conditions throughout the Territory and when the tests have been completed clones will be made available to the planting industry.

*Coffee.*—The two major varieties of coffee used in commerce—Arabica, a highland type, and Robusta, a lowland type—can be grown successfully. The former grows particularly well in certain highland areas and the latter has proved suitable for interplanting with coconuts in the lowlands. Interest in coffee is growing and many new holdings are being established, particularly in the highlands. Exports rose from 34 tons in 1951-52 to 45 tons in 1952-53.

*Tea.*—There are large areas with suitable soil and climate which could produce lowland, midland and highland tea in quantity and quality. The destructive "blister blight" of the older tea-producing countries is not present in the Territory.

At the Highlands Experimental Station, Aiyura, further areas of tea have been planted with introductions from the Boh Estate, Malaya, and with progeny of the introductions which had been made from South Johnstone, Queensland, and Borneo. Experiments have commenced to determine the effectiveness of vegetative propagation of tea cuttings when placed directly in the field.

At the Experimental Tea Plantation, Garaina, 10 acres of seed bearers have been planted out and 25 acres (in 5-acre blocks) of tea for plucking have been laid down to determine the most suitable spacing for planting. This area will serve to test out various mechanical plucking devices.

Both Aiyura and Garaina can supply sufficient planting material to meet the needs of experimental plantings and commercial interests.

*Fibres.*—Experiments are being conducted and multiplication of disease-free types of manila hemp and sisal are progressing. Selection work with manila hemp is being continued though considerable difficulty has been experienced in eradicating old bunchy-top infested stands. Fifty thousand manila hemp seedlings have been established for selection and there is evidence of many good types. Next year sufficient material should be available to enable fibre tests to be undertaken.

*Rice*.—There has been an expansion of rice production by the indigenous inhabitants, especially in the Madang and Sepik Districts and a few non-natives are also becoming interested.

Rice experiment work is undertaken at the district agricultural stations at Madang, Bainyik and Morobe. New Guinea also benefits from the results of the rice experimental work carried out at Epo Rice Station (Papua).

*Peanuts*.—Peanut production has expanded considerably and prices secured for the exported crop have been sufficiently attractive to retain the interest of producers, and exports rose from 5½ tons in 1951-52 to 106½ tons in 1952-53. Local consumption is also increasing.

Agronomic experiments with peanuts are undertaken at the Lowlands Experiment Station, Keravat, and the District Agricultural Station, Madang.

*Passion Fruit*.—Planters are taking an interest in this new industry, which is centred in the eastern highlands district, and an Extension Officer has been stationed at Goroka to assist in its development. A cordial manufacturing company has commenced operations at Goroka and to date has purchased 50 tons of fruit from indigenous growers.

*Cinchona*.—In order to determine the suitability of the area for cinchona production, investigations are undertaken at the Highlands Agricultural Experiment Station, Aiyura. Various species are tested and samples are assayed by the University of Melbourne to determine the percentage of anti-malarials present. A higher yielding species, *Cinchona ledgeriana*, has been introduced to replace the *C. succirubra*, which made up the pilot project.

Three hundred trees of *C. ledgeriana* have been sampled and of these twenty have yielded over 10 per cent. alkaloids with over 80 per cent. of the alkaloids appearing as quinine.

*Rubber*.—Early in the year under review, Mr. C. E. T. Mann, Director of the Rubber Research Institute of Malaya, investigated the rubber industry in Papua and New Guinea and expressed the opinion that certain areas of New Guinea were possibly suited to rubber-growing.

## CHAPTER 4.

### LIVE-STOCK.

#### *Types of Live-stock and Methods of Breeding and Raising.*

*Cattle*.—The cattle are principally of British breed, that is of *Bos taurus* species, imported from Australia since 1946, or the progeny of such importations. There are some cattle of the zebu breeds, that is of *Bos indicus* species, and some interspecies crosses (so-called "hybrids"). One small group of zebus is the progeny of importations from the East Indies, Borneo, or Timor during the German administration; a small group of zebus has been imported from Fiji by a plantation company to introduce zebu "blood" to some 1,000 cattle imported as foundation breeders from Australia and a large proportion of the few hundred cattle that were left at the end of the recent war were part zebu in breeding. Three bulls of part zebu-part British dairy breed donated by the Commonwealth Scientific and Industrial Research Organization have been used by the Administration.

In general, prior to 1942 there was a preference for animals with some zebu blood. Since restocking began in 1947, however, not only has eradication of cattle tick proved practical, but it appears generally that where tick has been eradicated or excluded, British breeds of cattle have thrived. Critical observations over a few generations on stations representing the various potential grazing areas of the Territory will be necessary, however, before it can be determined conclusively if British breeds may be maintained without degeneration in the respective areas. In the meantime, a proportion of cattle-owners now prefer animals of British breed without a trace of zebu blood.

The choice available to cattle-raisers is either to raise British breeds, which are easily obtainable in Australia and lend themselves to simple breeding programmes or, since large numbers of zebus or "hybrids" are not available, to introduce zebu blood to British foundation stock, which involves a more difficult breeding programme; the availability in Australia of Santa Gertrudis bulls which may be used for "grading up" once a population of suitable "hybrids" has been established makes this course more practical than hitherto. Big disadvantages of the zebu strains available are that they are not of good dairy or beef type and that under plantation conditions they tend to be "wild" in temperament.

Observations to date suggest that cattle of British breeds under favorable conditions in the Territory are satisfactorily thrifty and productive, but that in the hottest conditions, where ectoparasites are not under control or where hard draft work is required, cattle with infusions of zebu blood are better adapted and more productive. Critical long-term tests are being commenced in association with the Commonwealth Scientific and Industrial Research Organization to determine under what natural environmental conditions and what management conditions in the Territory British breeds will thrive and produce as dairy, beef, and draft animals and whether in any of the conditions infusion of zebu blood is essential or advantageous. Concurrently, zebu or zebu-cross bulls will be made available to breeders who want them. To this end a small number of Scindhi and Sahiwal cattle was imported from Pakistan to Papua during the year; some of these cattle, or their progeny, will be introduced to New Guinea.

In the meantime, since 1947, cattle herds have been established for observation and propagation as a foundation for developmental and extension work at several live-stock and agricultural extension stations throughout the Territory:—viz., Animal Industry Farm, Goroka (Australian Illawarra Shorthorn dairy herd); Western Highland Live-stock Station, Baiyer River (Polled Shorthorn beef herd); Upper Ramu Live-stock Station, Arona (Zebu herd and crosses with culls of British breeds); Highlands Agriculture Experiment Station, Aiyura (Red Poll dual purpose cattle); New Guinea Lowland Live-stock Station, Erap (Australian Illawarra Shorthorn and Polled Shorthorn cattle); District Agricultural Station, Madang (Australian Illawarra Shorthorn and zebu cross dairy cattle); District Agricultural Station, Sohano (Australian Illawarra Shorthorn); District Agricultural Station, Manus (Jersey herd); Animal Industry Centre, Kurakakaul, Rabaul (Aberdeen Angus, Jersey, Australian Illawarra Shorthorn herds and zebu). Development of a breeding station at Vunakanau near Rabaul for New Britain, New Ireland, Bougainville, and Manus has been suspended as the land is required for an airport. As the stations become stocked and developed and scientific staff becomes available, controlled mating, the various forms of production recording and progeny testing, and critical observations are becoming possible; breeding and raising cattle on these stations will be on an intensive system rather than on the range system which was adopted at the outset to allow propagation of stock and limited observation pending the fuller development of stations.

It is considered that due to the relative shortage of good pastoral country, the well-distributed rainfall and growth of herbage in most parts of the Territory, and the measures necessary for control of ectoparasites, practically all cattle-raising in the Territory will ultimately be under intensive rather than range conditions.

*Water Buffalo.*—There are a few water buffalo or carabao of the "swamp" type, descendants of stock imported during the German administration. It is considered that in view of its versatility as a farm animal and its ability to thrive under moist humid conditions, there is considerable scope for use of this animal, particularly by the indigenous inhabitants. In view of the excellent results obtained in the Philippines by crossing this type with the "river" type of buffalo, a small number of buffaloes of the "Murrab" breed have been imported to Papua from Pakistan and these or their progeny will be available for developmental work in New Guinea.

*Equines.*—Equines are of Australian origin and comprise some heavy draught horses, "clumpers", "walers", ponies, donkeys, and a few mules. It is probable that as the number of horses approaches the demand, mule breeding will be undertaken to meet the demand for this type of animal for farm, plantation, and pack work.

*Sheep.*—The full-scale experiment in intensive sheep-farming by the Hallstrom Live-stock and Fauna (Papua and New Guinea) Trust at its station at Nondugi is continuing. Tronble was encountered from the internal parasites *Haemonchus contortus* and *Oesophagostomum columbianum*, but there has been a marked improvement following adoption of a programme of drenching and rotational grazing.

Several small flocks (up to 50 sheep) are maintained by settlers and on Administration stations. In general, where these have free range and where there is a definite dry season in the year, they breed and produce satisfactorily.

*Goats.*—A few goats are kept on a number of mission stations and plantations; with some exceptions, the standard of husbandry is low.

*Pigs.*—Herds of pure-bred pigs are kept on several Administration stations and by some settlers and missions. It has proved necessary for pigs either to be given completely free range, or to be confined to sties with slatted or impervious floors in which internal parasites (particularly *Ascaris lumbricoides* and *Stephanurus dentatus*) may be controlled by daily cleaning.

#### *Types of Live-stock and Methods of Breeding Utilized by the Indigenous Inhabitants.*

The indigenous fauna do not include animals suited to domestication. Pigs, however, are an old standing introduction; these are kept by the indigenes but are tokens of wealth and prestige and objects of barter and ceremonial rather than food animals. Both feral and domesticated pigs are primitive in type. In some areas the standard of husbandry is fairly high, mating being controlled, improved boars being used, and the pigs being fed and properly housed, whilst in others the standard of husbandry is very low. Improved stock is distributed by the Administration and every endeavour is made to promote the use of pigs as food animals.

In the vicinity of Boana, in the Markham Valley, a mission is distributing a small number of cattle to villages and the development is being watched with interest.

Donkeys have been loaned to a village in the neighbourhood of Finschhafen for transport of coffee for sale, but sufficiently large numbers have not yet become available for large-scale experiments in this field.

It is considered that development of animal industries by the indigenous people must be by way of extension from European industries and from projects such as that conducted by the Hallstrom Live-stock and Fauna (Papua and New Guinea) Trust.



### *Quantity and Quality of Stock, &c.*

All but a few hundred of the cattle in New Guinea (which numbered 20,494 in 1940) were destroyed during the war. Restocking commenced in 1947 and at 31st March, 1953, the number of cattle in the Territory was 2,928. Further importations prior to 30th June, 1953, will be taken into account in the figures for next year.

Imports of animal origin during 1952-53 were valued at £874,717. These included about 2,000 tons of fresh and preserved meats, or the equivalent of about 7,000 beef carcasses. It is estimated that under the intensive management conditions practicable in New Guinea an established herd of about 35,000 head should provide this amount of meat annually. It is obvious that a great increase in the number of stock is needed to provide the meat requirements of the Territory.

Continuation of the useful and necessary small-scale trials and demonstrations of stock-raising by the Administration in various environments is planned; it is clear, however, that the development of commercial beef herds to make the Territory self-supporting in meat requires importation and breeding on a greater scale than could be undertaken by the Government. It is the policy of the Administering Authority to encourage private enterprise to develop the beef cattle industry and associated with the development of herds must be the establishment of marketing and distributing facilities. During the year importations of cattle from Australia by the Administration and private interests totalled 790.

The Administration makes available for distribution to private farmers and graziers a proportion of the stock bred on its stations, but this number is far short of the demand.

Since 1947 a substantial contribution has been made towards restocking devastated areas with pigs, which in some cases have been loaned, and in others sold at reasonable cost to the indigenous inhabitants. Practically all areas now have adequate numbers of breeding pigs with which to complete restocking, and attention is being turned to improvement of quality by the supply of good boars and encouragement of better husbandry.

### *Evaluation of the Efficiency of the Live-stock Industry.*

Evaluation of the efficiency of the live-stock industry is not possible at this stage of its development.

Attention is being given not only to animal breeding, but also to the introduction, testing and propagation of fodder species. There are numerous valuable fodder species in the Territory including a number of legumes introduced as plantation shade and cover crops and knowledge of their use is being gathered and disseminated. In this connexion, an officer of the Division of Animal Industry spent several weeks at South Johnstone Research Station, in Queensland, where tropical plants are the subject of feeding trials with dairy cattle. Experience is being accumulated on the conversion of kunai (*Imperata* spp.) stands, which form the bulk of the grasslands of the Territory, into swards more useful for grazing.

Since the commencement of copra crushing in New Britain during the year, a feeding meal of good quality at reasonable cost is available which is of utmost importance to the development of the live-stock industry.

### *Effect of the Indigenous Law and Custom.*

Due to the absence of indigenous animals suited to domestication the native people have little, if any, experience and no positive attitude to the use of farm animals. It is considered most important that they should develop the attitude that live-stock are useful farm and food animals and not that they are primarily items of wealth, prestige and exchange, as is often the case in regard to pigs.

As feral pigs are present throughout the Territory and are destructive to gardens, it is general practice to protect gardens by fences and ditches. It may be expected, therefore, that destruction of gardens by stock will not be a major problem in most areas. To prevent trouble of this kind, and to provide adequate control in the event of outbreak of disease, it is Administration policy, implemented in Ordinances, that stock should at all times be kept under control by means of fencing and natural boundaries.

### *Changes in Acreage and Numbers of Stock.*

There was no major change during the year in the acreage devoted to the principal types of live-stock. The increase in numbers due to importations and to natural increase was absorbed on plantations previously stocked and on existing stations and farms. The potential grazing and farming capacity of the Territory is far in excess of present stock numbers. The numbers and principal types of live-stock are shown in Appendix IX.

### *Control of Pests and Diseases.*

Control of pests and diseases of animals is the responsibility of the Division of Animal Industry. The head-quarters of the Division is at Port Moresby and regional head-quarters will be developed at Lae and Rabaul as senior staff become available. A veterinary laboratory is being established at Port Moresby which will serve also New Guinea as the major diagnostic laboratory and research centre.

Precautions against entry of exotic disease are taken under authority of proclamations under the *Customs Ordinance* 1951 of the Territory of Papua and New Guinea. Disease control in animal population is exercised under the *Quarantine Ordinance* 1931-1938 of the Territory of New Guinea. The *Animal Disease Control Ordinance* 1952 of the Territory of Papua and New Guinea, assented to during the year but not yet in operation, will greatly improve live-stock disease control and facilitate the programme of cattle tick eradication.

The Chief of the Division of Animal Industry makes frequent tours of the Territory. Resident Stock Inspectors and officers of the Department of Agriculture, Stock and Fisheries who are Quarantine Officers (Animals) under the Quarantine Ordinance make regular reports on the animal disease situation within their areas.

The Territory is free from serious epizootic diseases; rinderpest, foot-and-mouth disease, contagious bovine pleuropneumonia, sheep-pox, rabies, glanders, dourine, and swine fever do not occur.

During the year precautions against entry of foot-and-mouth disease and contagious bovine pleuropneumonia were reviewed and strengthened. Arrangements have been made for development of liaison with the Government of Netherlands New Guinea on matters of animal disease control, as it is considered that in view of the feral pig population the greatest risk of entry of exotic disease is associated with the land boundary with Netherlands New Guinea.

The major current disease problems are associated with cattle tick (*Boophilus microplus*), screwworm fly (*Chrysomia bezziana villen*) and anthrax. Although cattle tick is widespread, the areas of infestation, related to the distribution of cattle, are localised. Eradication measures are proving successful. The screwworm fly is widely distributed. It constitutes an impediment to the development of the live-stock industry in that time-consuming local treatment is required in each case of infestation. Local treatment with ointments and smears kills maggots, promotes healing, and keeps the population of adult fly to a minimum. Anthrax is endemic in the eastern and western highlands districts and causes epizootics in pigs; no human cases have been recorded. Epizootics are dealt with by extensive inoculation campaigns and prohibition on the movement of pigs and losses are kept to a minimum in this way.

#### *Disposal of Products.*

Foodstuffs of animal origin produced in the Territory are consumed locally.

A small quantity of wool has been marketed in Australia, but the objective is to promote its use within the Territory. In co-operation with the Hallstrom Live-stock and Fauna (Papua and New Guinea) Trust the Administration has conducted schools in spinning and weaving by simple methods for indigenous people.

### CHAPTER 5.

#### FISHERIES.

Commercial fisheries have not been established in the Territory and fishing by the indigenous inhabitants is mostly for subsistence purposes, although some trading in fish takes place between coastal and inland people and with the owners of plantations who are generally anxious to obtain fresh fish for their employees. The only processing facilities available are those for preservation of fish, by smoking or sometimes by salting, as practised by the indigenous inhabitants.

The Administration continued its policy of distributing improved fishing gear to the native people and during the year assistance was given to groups in the Sepik and New Britain Districts. Indigenous communities in the Manus, New Britain and Bougainville Districts showed increased interest in trochus fishing.

The value of shell exported during the year was £87,894 compared with £77,302 during the previous year.

### CHAPTER 6.

#### FORESTS.

##### *Forest Estate.*

The forests vary from swamps and lowland forest to alpine vegetation and moss forest.

The lowland forest regions contain the major proportion of readily accessible millable timber, but the greatest potential is in mid-mountain type forests lying between an altitude of 1,500 and 7,000 feet. With the exception of the Bulolo Valley much of this timber is difficult of access. The actual area of forest acquired by the Administration cannot be given owing to the loss of many of the pre-war records, but from the information and records that are available it is estimated at 527,000 acres.

No areas have been proclaimed Territorial Forests or Timber Reserves under the *Forestry (New Guinea) Ordinance* 1936-1951, but some 63,000 acres in the Bulolo Valley, 37,000 acres in the Trans-Keravat and 60,000 acres in the Sepik area are in an advanced stage of processing for proclamation as Territorial Forests, and a large area at Oomsis is being investigated for acquisition and permanent retirement to forestry purposes. Approximately 500 acres of plantations have been established in Bulolo

and approximately 400 acres of plantation will have been established at Keravat at the end of the present monsoon. No forests have been treated by natural regeneration as yet. It is not possible at the present time to give a figure for the total forest area of the Territory.

The forest rights acquired by the Administration during 1952-53 were—

Timber rights—	Acres.	Acres.
Western Highlands District .. .. .	1,165	
Madang District .. .. .	430	
New Britain District—		
Waterfall Bay .. .. .	7,200	
Nengmutka River .. .. .	6,265	
New Ireland District—		
Tsoi Island .. .. .	276	
	15,336	
Land rights (including timber)—		
Sepik District (Angoram) .. .. .	62,500	
	62,500	
Total .. .. .		77,836

#### *Legislation.*

The forest law of the Territory is embodied in the *Forestry (New Guinea) Ordinance 1936-1951* and Regulations thereunder. It provides for the protection of forests and forest produce, afforestation, establishment of timber reserves, acquisition of land and timber rights, the issue of timber permits and licences, control of exports and the collection of fees and royalties. Control in regard to forestry diseases and pests is provided for under quarantine legislation. It is administrative policy to undertake afforestation measures wherever these are necessary or desirable.

#### *Silviculture.*

Steady progress has been made in silvicultural work at the following stations:—

*Bulolo.*—The 136 acres planted to Hoop and Klinkii pine is showing excellent growth and a new area of approximately 165 acres of Hoop pine is well established.

The nursery was extended during the year and some 157 beds were formed and sown to Hoop pine. Additional areas were grubbed and plowed for further expansion. Existing stock is sufficient for planting of 200 acres.

*Keravat.*—A further 54 acres of Teak and 56 acres of Kamarere plantings were established. A severe giant snail attack at the time of planting caused losses, but control measures proved effective. The plantings in preceding years have made very good growth, and material from the thinnings is being used for pulping and other utilization tests. All thinnings were measured for volume table production.

*Lae.*—The nursery at Lae has been maintained for planting up of the botanical gardens at that centre, and in addition is producing substantial quantities of stock, mainly Hoop and Klinkii pines, for trials in the Markham Valley.

*Goroka.*—Reafforestation, using trained native nurserymen, has been continued. Arrangements are well advanced for the introduction of willows to selected sections in the highlands with the object of producing timber for artificial limb manufacture.

#### *Botanical.*

Collections, totalling 460, were made from the Morobe, Eastern and Western Highlands Districts, and wood samples, supporting the botanical material, have been collected wherever possible.

The Forest Botanist combined with the forestry staff in the New Britain District in the complete enumeration, down to seedlings, of one acre of tropical rain forest.

#### *Research.*

The investigations into the pulping of Hoop and Klinkii pines is well advanced and the quality of the material produced is most promising. Pulping tests on Mangrove species are also well advanced and a composite report is being prepared by the Division of Forests Products, Commonwealth Scientific and Industrial Research Organization, which will also deal with permeability to preservatives, tanning content of the bark, testing for sleepers, &c.

Two species, *Pentaspadon* and *Melanorrhæa*, were tested for peeling qualities and sample plywood has been produced from them. The second species, which is called *Hekakora*, is reputed to be highly irritant and investigations on the substance causing the irritation are being carried out. Both of the above species belong to the family *Anacardiaceae*.

Samples of Taun despatched to New Zealand for treatment with Dolman salts have been returned and "Graveyard" trials are to commence at Lae.



Logging truck passing from virgin forest through first-year planting area—  
Bulolo Valley.



Tall klinki pine trees in the Bulolo Valley—note  
figure at base of tree.



□ Hoop pine plantation in the Bulolo Valley. Trees are  
approximately three years old.



Preparation of material for major durability trials in conjunction with the Division of Forest Products, Commonwealth Scientific and Industrial Research Organization, Melbourne, is expected to be completed towards the end of 1953.

Samples of juvenile timber from Kamarere thinnings have been prepared and despatched to the Division of Forest Products, Melbourne, for pulping trials. Material of more mature trees will be despatched as it becomes available.

New tending experiments in the establishment of Hoop pine in the field at Bulolo have been established on a more elaborate basis and should yield valuable data by next wet season.

#### *Licences and Concessions.*

Twenty timber permits are in operation covering an area of approximately 208,000 acres and 23 Native Timber Authorities and seven timber licences were issued during the year.

The revenue during the year from fees for permits and licences, and royalty was £20,248, being an increase of £2,212 over the previous year.

#### *Sustained Field Project—Bulolo Valley.*

The joint public company, Commonwealth-New Guinea Timbers Ltd., has made considerable progress towards establishing a plywood factory, and plywood production should commence during January, 1954. The objects of this company include the harvesting of logs, the sawing and milling of timber, the peeling of veneer and the manufacture of plywood, utilization of waste and marketing of timber and timber products.

#### *Timber Industry.*

The slackening of timber demand, which characterized the closing months of 1951-52, continued into the early part of the year under review. By the end of the year, however, demand increased and production commenced to climb.

Twenty-five saw-mills operated during the year, the consumption of logs totalled 20,000,000 super. feet. Approximately 11,000,000 super. feet of sawn timber were produced of which 4,000,000 super. feet were from hardwoods.

Exports were: Logs, 1,108,000 super. feet; sawn timber, 836,000 super. feet (including 374,000 super. feet of special fitches for the production of battery separator veneers).

The two Administration mills have had a stabilizing effect in the areas on which they are centred and have maintained a steady supply of milled timber. The Yalu saw-mill, near Lae, converted 3,031,766 super. feet of logs for a recovery of 1,265,172 super. feet of sawn timber and the Keravat saw-mill, near Rabaul, converted 2,433,057 super. feet of logs for a production of 1,056,277 super. feet of sawn timber. The total sales were valued at £85,724.

The training of indigenous workers as engine-driver winchman, saw sharpeners, sawyers, log-cutters and general hands at these mills is being continued.

#### *Attitude of Indigenous Inhabitants.*

The attitude of the indigenous inhabitants towards the creation of forest reserves and granting of concessions is favorable as they realize that the granting of concessions mean increased activity in their area from which they benefit, and the building up of a forest estate will ensure to them an adequate supply of timber to meet their future needs.

#### *Forest Products.*

The forest products which are important to the internal and external economy of the Territory are timber for building and other constructional purposes and canoe making. Other products, used mainly by the indigenous inhabitants include sago, rattans, bamboos, palms, the leaves of sago and nipa for thatching, nuts and edible fruits. Betel nut and fruits of several other palms are widely used as stimulants.

## CHAPTER 7.

### MINERAL RESOURCES.

#### *Development.*

The most important mineral at present in production is gold. Other known mineral resources are platinum, silver and osmiridium.

Production figures and value of minerals produced for the year ended 30th June, 1953, will be found in Appendix XII.

There are five "local" companies with a total nominal capital of £738,000 and twelve "foreign" companies with a total nominal capital of £17,791,388 and 6,000,000 dollars operating in the Territory. One foreign company with a nominal capital of £250,000 was registered, whilst in the case of two other companies, capital was increased by £4,350,000.

The main production of gold is from the Morobe gold-fields, where production increased by approximately 28,670 fine ounces. In other districts, production showed a decrease: Central Highlands dropped from 812 to 693 fine ounces, Sepik 270 to 262 fine ounces and Bougainville 78 to 6 fine ounces.

The indigenous inhabitants are taking an active interest in mining for gold and the 130 engaged in the industry, who employ about 700 casual workers, produced 1,051.65 ounces bullion valued at £11,241 during the year.

The gold-mining industry faces the problem of heavy and ever increasing operating costs, whilst the price of gold has remained fixed, and consideration is being given to the question of whether some form of assistance is necessary. Any increase of the present royalty rate could not be carried by the majority of operators and would have the effect of retarding prospecting and the development of marginal ground. A panel of experienced officers has been appointed to investigate and report on the position of the mining industry generally.

#### *Policy and Legislation.*

All minerals are the property of the Administration and royalties and other receipts derived from mining and prospecting are paid into the general revenue of the Territory for the general benefit of its inhabitants as a whole.

Mining may be carried out only by the holders of permits and licences issued under the provisions of the Mining Ordinance and Regulations, except that indigenous inhabitants have all the rights conferred by this Ordinance upon the holders of miners' rights for purposes incidental to or connected with mining.

The Ordinance provides for the payment of a royalty at the rate of 5 per cent. on the value of all gold won. The total royalty paid for the year was £109,245.

A miner's right, which may be issued for any period not exceeding ten years, entitles the holder to prospect for minerals in accordance with the provisions of the Mining Ordinance and Regulations. The fee is at the rate of £1 for every year of which the right is to be in force. The holder of a miner's right may be granted an exclusive prospecting licence for an area not exceeding 7,000 hectares, for a period of two years. An annual licence-fee calculated at the rate of 6d. for every hectare in the area is payable in advance.

Other leases which may be granted are a gold-mining lease not exceeding 20 hectares, for a period not exceeding 21 years, and a mineral lease for minerals other than gold over an area not exceeding 100 hectares, for a period not exceeding 21 years. The yearly rent for a gold-mining lease is at the rate of £2 10s. per hectare and for a mineral lease the yearly rent is at the rate of £1 5s. per hectare.

Revenue for the year, exclusive of royalties, totalled £8,751.

The rights in surface resources are determined by the nature of tenure and the terms of occupancy. They convey no mineral rights. Any holder of a miner's right may apply for an authority to enter and prospect upon alienated or native-owned land, but provision is made for the protection of roads, business and residence areas and improved land, and for the payment of compensation where prospecting or mining injuriously affects the surface rights of the owner.

There is no provision for the resoiling of land damaged by mining operations, but as already stated, compensation is payable to the owners of such land. So far as the dredged areas are concerned, a survey has shown that double dredging and the thinness of the overburden, coupled with the nature of the gravels, which are generally very coarse with a high percentage of boulders, make it very doubtful if resoiling would be practicable. Should any further application be made for a dredging lease, consideration would be given to the inclusion of a condition requiring the area to be resoiled.

#### *Duration of Mineral Resources.*

Although the geological investigations which have already been carried out have provided some knowledge of the geology of the Territory, it is not yet possible to give any accurate estimate of the future duration of the mineral resources.

It is hoped that, as the work of geological survey and prospecting progresses, both by the Administration and private enterprise, new mineral discoveries will be made.

At this stage in the development of the Territory it would be premature to work out any plan designed to protect the inhabitants against the economic effects of the exhaustion of the mineral resources.

Although production of gold has played a significant part in the economy of the Territory, land is the most important natural resource and the development and prosperity of the Territory will depend mainly on agricultural development and the conservation and development of forests.

## CHAPTER 8.

## INDUSTRIES.

*Manufacturing Industry.*

Manufacturing industries are largely confined to the processing of raw materials and in some cases most of the processed article is consumed locally, but in others the bulk is exported. The chief among these processing industries—to reduce the raw materials to a marketable and exportable form—are copra, oil from copra, desiccated coconut and cocoa, and the treatment of mineral ores. The encouragement of secondary industry is part of the economic policy of the Administering Authority.

Other industries are cordial factories, printing works, timber mills, furniture-making establishments, engineering workshops and slipways.

*Local Handicraft and Cottage Industry.*—Local handicrafts include weaving, basketwork, beadwork, pottery, canoe-making and net-making. Production is mainly to meet the requirements of the indigenous people, but articles of wood-carving, baskets, mats, &c., have a ready sale among the non-indigenous inhabitants and visitors as curios. Surveys are being made to assess the resources available for the development of these cottage industries, but it is doubtful if they are suitable or capable of development in competition with mass-produced manufactured articles.

*Food Industry.*—In addition to the production of about 2,000 tons of food per day to meet their own requirements, the indigenous inhabitants produce considerable quantities of vegetables for sale. The production in the highlands is rapidly increasing and non-natives are now taking an active part. The vegetables produced include several that cannot be grown at lower altitudes and find a ready market in the coastal areas. Industrial processes are limited to desiccated coconut, rice, a small quantity of coffee, and dried fish by the indigenous people for their own requirements.

*Tourist Industry.*—There is no regular tourist traffic.

*Principal Markets.*

Local industry is at present largely concerned with the processing of primary produce and information regarding the markets for such produce will be found in Appendix VII.

*Measures Towards Industrialization.*

As mentioned earlier, the encouragement of secondary industries is part of the economic policy of the Administering Authority. Electric power is made available to the light industries already established and surveys to assess the hydro-electric production potential are being carried out. Encouragement has been given in one case by Government financial participation in the Commonwealth-New Guinea Timbers Ltd., in which the Government holds 51 per cent. of the capital.

*Industrial Licensing.*

There are no systems of industrial licensing or control.

*Fuel and Power Facilities.*

Public electricity supplies are provided by the Administration, which operates diesel generating plants in all towns and principal stations, but apart from the towns of Rabaul, Lae and Madang—where light industries are catered for—the supply is for domestic purposes only. The Bulolo Gold Dredging Co. and New Guinea Goldfields Ltd. operate hydro-electric stations for their own requirements and make a limited supply available for public use in the surrounding district.

The supply of electricity for lighting and other purposes and electricity charges are regulated by the *Electricity Supply Ordinance 1951* and Regulations made thereunder. The rates paid by consumers are—

- (a) Domestic supply—Where a meter is installed 3d. per unit with a minimum of £1 per month and where no meter is installed a special monthly charge is made for each point installed and type of appliance used.
- (b) Commercial Power Supply—Per k.w., 4d. per unit. Where no meter is installed £1 15s. per horse-power of motor per month.

## CHAPTER 9.

## TRANSPORT AND COMMUNICATIONS.

*Postal Services.*

The Administration provides a full range of mail services except house-to-house delivery. Delivery is effected through the medium of private boxes, private bags and *poste restante* service. Facilities are available for registration, cash on delivery; and provision is made for air letters and air parcels. The inland postal rate for surface mail is 3½d. for first ounce, 2½d. each additional ounce; for inland airmail



the charge is the postage at ordinary rates according to the class to which the article belongs plus an airmail fee at the rate of 3d. per half ounce. The charges for private boxes are from £2 to £6, according to the size of the box. Transport of mail within the Territory is provided by road, air and shipping services.

Post offices providing full postal and telegraphic facilities are established at the following centres:—

Aitape.	Goroka.	Lae.	Rabaul.
Angoram.	Kainantu.	Madang.	Sohano.
Buin.	Kandrian.	Maprik.	Talasea.
Bulolo.	Kavieng.	Mount Hagen.	Wau.
Chimbu.	Kieta.	Lorengau.	Wewak.
Finschhafen.	Kokopo.	Namatanai.	

#### *Telephone and Radio Telephone Services.*

A total of 1,298 telephone services are provided in Lae, Wewak, Rabaul, Madang, Kavieng, Goroka, Wau, Namatanai and Kokopo.

A radio telephone trunk service has been installed linking Lae, Rabaul, Madang, Port Moresby and Samarai, and arrangements are being made to bring these stations into the overseas radio telephone circuit. Approximately 7,000 calls were handled during the year.

Six zone or group centres for radio telephone communications have been established with the following associated stations:—

Lae—21 associated stations.	Kavieng—7 associated stations.
Madang—40 associated stations.	Wewak—19 associated stations.
Rabaul—43 associated stations.	Lorengau—9 associated stations.

#### *Roads.*

Owing to the extremely difficult terrain and the heavy rainfall which causes washaways and landslides, both the construction and maintenance of roads present a formidable task. Despite these difficulties the construction of new roads is going ahead and 329 miles suitable for light traffic were completed during the year. Later, as circumstances require, these roads will be adapted for heavy transport purposes.

The new roads include an access road from Gusap in the Ramu River valley to Goroka, the district head-quarters of the Eastern Highland district, by way of Arona and Kainantu, which will eventually be extended to link up the Eastern Highland and Western Highland districts, and the construction of 36 miles of the road designed to link Madang, the head-quarters of the Madang district with Dumpu in the Upper Ramu River Valley. This road will open up the Gogol River Valley and ultimately link Madang with Goroka in the Eastern Highland district, Mount Hagen in the Western Highland district and Lae in the Morobe district.

The total mileage of vehicular roads is now 2,675, and bridle paths increased from 20,457 to 21,017 miles.

#### *Road Transport and Railway Services.*

There are no railways in the Territory, but road transport services operate in the towns of Rabaul, Lae, Kavieng, and Madang and on the trunk roads between Rabaul and Kokopo, Lae and Wau, and Kavieng and Namatanai.

#### *Air Transport Services.*

Scheduled airlines and charter flights provide a network of services throughout the Territory and there is a regular air service between New Guinea and Australia. Full particulars of air and airmail services will be found in Appendix XV.

#### *Meteorological Services.*


The Meteorological Branch of the Commonwealth Department of the Interior is responsible for the provision of meteorological services in the Territory of New Guinea. Weather forecasts are broadcast from Station 9PA, Port Moresby.

#### *Shipping Services.*

A coastal and inter-island passenger and cargo service is operated by the Government-owned Papua and New Guinea Coastal and Inter-Island Shipping Service with fifteen ships of up to 300 tons. In addition, a number of small craft are owned and operated by private enterprise.



Bridge under construction—Gogol Valley road.



Road camp—Gogol Valley road.



A regular shipping service between Australia and the Territory of New Guinea is maintained by the vessels *Bulolo* (6,397 tons), *Malaita* (3,310 tons) and the *Malekula* (3,786 tons) of the Burns Philp line, and since November, 1952, the vessels *Shansi* (3,147 tons) and *Sinkiang* (3,020 tons) of the New Guinea-Australia line have also maintained a regular service. In addition vessels engaged in the trade between Anstralia, Hong Kong and Japan call at Rabaul and other ports when cargo is offering, and copra is shipped direct to the United Kingdom in vessels of the Bank line.

*Distinctions in Use, Ownership, &c.*

There is no discrimination on grounds of race or nationality in regard to the ownership and operation of transport services. All the facilities offered by the various services are available to all nationalities and races, indigenous and non-indigenous alike.

CHAPTER 10.

PUBLIC WORKS.

The expenditure on public works during the year ended 30th June, 1953, included the following:—

	£
Capital Works (construction of residences, offices, hospitals, schools, wharfs, roads, bridges, electricity reticulation, hydro-electric scheme, &c.) .. .. .	590,140
Maintenance (buildings, wharfs, water supply, power houses, including running costs, bridges, roads, aerodromes, &c.) .. .. .	489,166
Total .. .. .	1,019,306

Further particulars of capital expenditure and maintenance will be found in Appendix IV.

**PART VII.—SOCIAL ADVANCEMENT.**

CHAPTER I.

GENERAL SOCIAL CONDITIONS.

*Social and Religious Background and Customs.*

This has already been covered to a large extent in the introductory section of this report dealing with the religious and social structure of the population. Customs and practices vary, but there is a general belief in a power which is supernatural and belief in such power is expressed in magical rites and in religious practices. The social structure of the indigenous groups is based on the family or clan unit and, as they are characteristically egalitarian, there are no divisions into social classes of different ranks and there are no persons who are vested with supreme authority over the groups. Every community, however, recognizes and possesses established leaders to whom the members of the group owe allegiance and whose opinions carry most weight in the society.

*Non-governmental Organizations.*

Apart from the various missionary societies established in the Territory which engage on work of a social nature, the following are some of the non-governmental organizations which engage in social activities. The Native Ex-Servicemen's Associations and sporting and social clubs formed by the indigenous inhabitants; the Junior Red Cross and the Boy Scouts and Girl Guides, in which all sections of the community take an interest; and various associations, sporting bodies and clubs formed by the non-indigenous population.

CHAPTER 2.

HUMAN RIGHTS AND FUNDAMENTAL FREEDOMS.

*General.*

There has been no change in the position as described in previous annual reports. All elements of the population are secure in the enjoyment of human rights and fundamental freedoms without discrimination as to race, sex, language and religion, except to the extent that it is still considered necessary to preserve certain provisions relating to the indigenous inhabitants in order to protect their interests, particularly in such matters as land acquisition, trading and industrial employment.

Freedom of thought and conscience and free exercise of religious worship are enjoyed by all inhabitants.

*Slavery.*

Slavery is expressly prohibited under the *Papua and New Guinea Act 1949-1950*, and there are no practices akin to slavery in the Territory. Forced labour is prohibited in the Territory under the *Papua and New Guinea Act 1949-1950*, except in such circumstances as are permitted by the International Labour Organization Convention concerning Forced or Compulsory Labour.

### *Right of Petition.*

The right of petition is known to the non-native population and for many years the indigenous people have presented petitions and appeals to officers on patrol and to the District Commissioners and on occasions to the Administrator when on tour. The right to submit petitions to the United Nations is becoming more widely known.

### *Restrictions.*

No restrictions were imposed during the year other than the provision of the Native Administration Regulations, which requires indigenous inhabitants to obtain a pass to enter certain towns or be absent from their quarters in certain towns between the hours of 9 p.m. and 6 a.m.

### *Freedom of the Press.*

There is no restriction on the expression of public opinion by any section of the population. All printing presses are required to be registered and the printer and publisher of a newspaper is required to make and register with the Registrar-General an affidavit giving the correct title of the newspaper, description of the building in which it is to be printed, and the names and addresses of the proprietor, printer and publisher. They must also enter into recognizances with sureties as security for the payment of any penalty that may be inflicted by reason of anything published in the paper, and for the payment of any damages awarded for libel.

There is no censorship and, subject only to the law relating to sedition and libel, the Administration does not exercise any control over the subject-matter of what is published in the press.

The *South Pacific Post*, a weekly newspaper printed in English and published in Port Moresby, is delivered throughout the Territory of New Guinea by airmail and there are many subscribers to overseas publications. A number of newspapers of particular interest to the indigenous inhabitants are published locally by the Administration and several missions in English, Melanesian Pidgin English and two native languages.

### *Indigenous Religions.*

The religious beliefs of the indigenous people receive the protection and consideration accorded to all native customs under the provisions of the law.

### *Missionary Activities.*

No restrictions are imposed on missions or missionary authorities, other than the right of the Administering Authority to exercise such control as may be necessary, for the maintenance of peace, order and good government, the entry into restricted areas, and for the educational advancement of the inhabitants. Further reference to missionary activities is made in the relevant sections of this report and the number of adherents claimed by the various denominations will be found in Appendix XXV.

The Administration provides assistance to missionary organizations by way of financial grants in aid and the grant of supplies and equipment in respect of their work in the fields of education and health. Particulars are included in the sections of this Report which deal with those matters, and in Appendix XXV.

### *Adoption of Children.*

The conditions and procedures relating to the adoption of children are set out in the *Adoption of Children Ordinance 1951*. The Ordinance provides for the supervision and regulation of adoption of children by the Supreme Court, which has the power to make an adoption order, to impose terms and conditions, and, in certain circumstances, to discharge an adoption. The adopting parent is prohibited from marrying his adopted child.

### *Immigration.*

Information relating to immigration for the year under review is given in Table 3 of Appendix I. of this Report. The control of the entry of persons into the Territory is governed by the provisions of the *Immigration Ordinance 1932-1940* and the regulations thereunder. The Chief Collector of Customs is empowered to administer the Ordinance and Regulations on behalf of the Administrator.

## CHAPTER 3.

### STATUS OF WOMEN.

#### *General.*

The laws of the Territory do not discriminate on the grounds of sex against women of any race. As regards social status the position of the women of the non-indigenous races is exactly the same as that of women in their respective countries of origin.

In the case of the indigenous people the status of women varies from one group to another and is affected by numerous social, political, economic and religious factors. Local leadership is confined to men as are also general political activities and decisions, but whilst women invariably remain in the background in such matters they have tribal social standing and influence, and their rights, privileges, duties and responsibilities are well established by indigenous custom and are fully recognized and respected.

Before marriage a woman is under the authority of her father or guardian and after marriage passes under the authority of her husband. She is expected to devote herself to her work in the home and the garden. In some areas women may own and inherit various forms of property, including land, and have rights in certain crops and may trade in the local markets on their own account.

#### *Legal Capacity.*

Under the laws administered by the courts of the Territory women, whether married or unmarried, enjoy equal rights with men in every respect—they can sue or be sued; may own and dispose of property, enter into contracts and practise any profession. As regards native women, their legal capacity in civil law depends to some extent on tribal custom.

Women are entitled to hold public office, including office in organs of government and to exercise public functions equally with men. Although it has not been a general custom among the indigenous inhabitants for the women to take part in public affairs, they have been given the right to vote under the Native Village Councils Ordinance and two women candidates have stood for election, but without success.

#### *Employment.*

Women enjoy the same rights as men regarding employment by the Administration. The only legal restrictions imposed on the employment of women are contained in the *Native Labour Ordinance 1950-1952* and the *Native Women's Protection Ordinance 1951*. Social customs in many centres place restrictions on the employment of women outside of their tribal areas.

The Administration staff establishment provides for a number of positions to be filled by female appointees, notably medical and nursing and teaching staff. Some locally engaged Asian women are employed on clerical duties, whilst native women have been engaged mostly for the educational and nursing organizations. With the expansion of education and training facilities, it is to be anticipated that the number employed by the Administration will increase.

#### *Marriage Customs, &c.*

Polygamy is still practised, but to an ever-decreasing extent. It is a recognized custom and has been a traditional feature of tribal life. The decrease is due partly to the spread of Christianity and partly to economic pressure.

Among the indigenous inhabitants there is no minimum age for marriage. A marriage which is in accordance with the custom prevailing in the tribe or group to which the parties belong is recognized as a valid marriage.

The *Marriage Ordinance 1935-1936*, which does not apply to any marriage both of the parties to which are indigenous people, provides that no marriage shall be celebrated unless each of the parties (not being a widower or a widow) has attained the age of 21 years, or if under that age, the requisite consent has been obtained in writing. The consent must be obtained of the father, or of the mother, if the father is not available, or of the guardian if neither parent is available. If no parent or guardian is available a District Commissioner may consent to the marriage or in any case a Judge may give his consent if he considers that, in all the circumstances, the marriage is for the benefit of the party.

The marriage of a native with any person other than a native cannot be celebrated without the written consent of a District Officer.

#### *Women's Organizations.*

With Administration assistance various women's organizations continue to develop. Grants are made to help in the training of Guiders; and material, such as sewing syllabuses, plays and recipes, prepared by the Department of Education, is made available. Local associations are functioning in Rabaul, Bulolo and Buin. Two women's clubs have been established at Finschhafen and Dagua, each in charge of a European woman who provides instruction in English, sewing, cooking and mothercraft.

## CHAPTER 4.

### LABOUR.

#### *Outstanding Factors and Problems.*

The main objectives of labour policy are to ensure fair working conditions, the maintenance of good relations between employer and worker and improved efficiency and an increase in the productivity of the worker. The greatest problem is the assurance of an adequate supply of labour and at the same time ensure that large-scale employment of indigenous inhabitants as wage-earners, mostly away from their villages, does not retard plans for the welfare and development of the native people as a whole. No indigenous inhabitant is entirely dependent on wages for sustenance and the wages and other emoluments paid to the worker are supplementary to other income or subsistence derived from village and tribal activities.

*Kinds of, and Opportunities for Employment.*

At the close of the year 38,443 indigenous inhabitants were in employment and full information will be found in Appendix XVII.

*Unemployment.*

There is no unemployment and ample opportunities exist for unskilled and skilled workers to obtain employment, with a wide field to choose from. A shortage of skilled labour exists, but this will be eventually overcome as the training of apprentices gets under way.

*Recruitment of Workers.*

The engagement of labour is strictly in accordance with the provisions of the *Native Labour Ordinance* 1950-1952 and permits to engage employees are issued by District Officers—a permit authorizes the holder to engage workers for employment on his own behalf or with the written authority of a registered employer, on behalf of that employer. It is an offence for any person, in respect of the engagement of an employee to give, offer or accept any fee, bonus, commission or consideration of any kind, other than salary, wages and expenses. Workers are provided with free transport and sustenance from place of engagement to place of employment, and repatriation on termination of agreement. Where the wife and children of an employee, with the consent of the employer, accompany or join the employee at his place of employment, the employer is liable for the cost of the transport from their home to place of employment and for their return home on termination of agreement. Workers are free to choose the occupations in which they desire to work. The maximum period of engagement under a written agreement is two years with provision for a second agreement for one year before returning home or engaging in casual employment.

Special conditions apply to the engagement of workers from the Highlands districts for employment in areas having an altitude of less than 3,500 feet above sea-level, and the period of employment is limited to a maximum period of eighteen months, after which they must be returned to their homes. Recruitment, which is restricted to fully controlled areas, is undertaken by the Administration as close supervision is considered advisable at this stage of their advancement and necessary to ensure that the special health precautions required by the Administration are carried out. Recruitment is, of course, purely voluntary. The usual fees payable under the *Native Labour Ordinance* are charged and, in addition, a special fee of 10s.

*Training of Skilled and Other Workers.*

Training will shortly be available to indigenous workers under the apprenticeship system and, in addition to the technical training available at the Administration and Mission technical schools, industrial and vocational training is provided by departments of the Administration in agriculture, forestry, hygiene, navigation, engine-room attendants, printing, clerical and telecommunications.

*Migration of Workers.*

There is no restriction on the employment of indigenous inhabitants of the Territory of New Guinea in Papua or vice versa, and at the close of the year 2,395 workers from New Guinea were employed in Papua and 547 Papuans were employed in New Guinea. The conditions of employment are the same for both Territories. Indigenous inhabitants have no occasion to leave the Territory of Papua and New Guinea in search of employment.

*Recruitment from Outside the Territory.*

There is no recruitment of native people from outside the Territory other than the Papuans referred to.

*Compulsory Labour.*

The *Papua and New Guinea Act* 1949-1950 prohibits forced labour except in accordance with the provisions of the *Convention Concerning Forced and Compulsory Labour*. The *Native Administration Regulations* provide for the compulsory planting and cultivation of crops in an area which has been declared by the Administrator to be liable to a famine or deficiency in food supplies. It was not necessary to declare any area during the year. There is no statutory provision in respect of compulsory labour for carrying and if an employee or casual worker is employed as a carrier any load must not be greater than 40 lb. in weight and not carried for any distance exceeding 12 miles in one day.

*Indebtedness.*

Indebtedness amongst wage-earners and salaried workers is negligible and does not present any problem.

*Application of Conventions.*

No International Labour Organization Conventions have been applied to the Territory during the period under review. The following Conventions adopted by the International Labour Organization have been ratified on behalf of the Territory:—

Marketing of Weight (Packages Transported by Vessels); ratified on 9th March, 1932.

Forced Labour; ratified on 2nd January, 1933.

Unemployment Indemnity (Ship wreck); ratified on 6th November, 1937.

Final Articles Revision; ratified on 15th January, 1952.

*Terms and Conditions of Employment.*

The conditions of employment and welfare of indigenous workers in paid employment are governed by the *Native Labour Ordinance 1950-1952*, the *Mines and Works Regulation Ordinance 1935-1952* and the *Native Contracts Protection Ordinance 1921-1947*. Workers may be employed—

- (a) under a written agreement for a period not exceeding two years, and on expiration for a further period of one year (referred to in this report as an employee);
- (b) as a casual; or
- (c) on a day to day basis.

There is no provision for collective bargaining, conciliation and arbitration of wages and working conditions.

*Labour Agreements.*—All agreements accord with the requirements of the *Native Labour Ordinance* and an agreement has no force or effect until sanctioned and attested by an authorized officer. There are no penal sanctions and the remedy for breach of agreement by either party lies in the institution of civil proceedings before a District Court. In any such proceedings an employee may be represented by a District Officer or an officer authorized by the District Officer in writing. With the exception of employees from the Highlands districts, the maximum duration of such agreements is two years. An employee accompanied by his wife and children may enter into further agreements with the same employer before returning home but in other cases one only further agreement may be entered into, with the same employer, for a period not exceeding one year, on the expiration of which he must be given the opportunity to return home at the employer's expense.

*Hours of Work, Rest Periods, &c.*—The hours of work are 44 hours in a week from Monday to Saturday inclusive with one hour's break after each period of four hours worked. All hours worked in excess of eight hours in any one day from Monday to Friday or in excess of four hours in a Saturday are overtime for which special rates are paid. The maximum hours to be worked in any one day must not exceed twelve including overtime. Where the nature of the class of employment warrants or where shift work is necessary, normal duty on Saturday afternoon or Sunday may be required and overtime need not be paid unless 44 hours have been worked in any period of seven days.

*Remuneration.*—Wages must be paid in coin or notes which are legal tender in the Territory. A proportion of an employee's wages, not exceeding one half of his monthly wages, must be paid to him at the end of each month. The balance is deferred and payable to him at the termination of the agreement. With the consent and in the presence of an authorized officer an advance of the deferred wages not exceeding one-third of the deferred wages accrued may be made to the employee at his request. In the case of workers not employed under an agreement the full wages must be paid at intervals not greater than one month.

The minimum monthly cash wage, prescribed by the *Native Labour Regulations* is 15s. per month and for overtime one and a half times the ordinary hourly rate or at the rate of 6d. per hour whichever is the greater. Although the minimum rate is 15s. per month, it will be seen from the figures given in Table 6, Appendix XVII., that the actual average is much higher, particularly among skilled and semi-skilled workers. In addition to cash wages, an employer must provide accommodation, medical attention, food, clothing, cooking utensils and such other articles as are prescribed free of charge; and to the wife and children of a worker if residing with him at his place of employment. The monthly value of rations, clothing and other free issues varies somewhat according to district and from month to month, but at the 30th June, 1953, it was estimated to average about £7 15s. per month exclusive of fractional monthly costs of medical care, accommodation, transportation, &c.

*Provision of Rations, Clothing, &c.*—The prescribed clothing and other articles to be issued are as follows:—At commencement of employment—one blanket, two loin cloths or two pairs of short trousers, one towel, one bowl or plate, one cup, one spoon, one portable box or case or kitbag. At intervals of three months—one loin cloth (provided shorts not issued). At intervals of six months—one towel and one pair of short trousers. At commencement of second year of service—one blanket. Mosquito nets must also be provided except where a District Officer otherwise directs. Where a worker is employed at altitudes above 1,000 feet the following additional issues are made:—Not exceeding 1,500 feet, one woollen shirt; above 1,500 feet but not exceeding 2,500 feet, one woollen shirt and one blanket; above 2,500 feet but not exceeding 4,000 feet, one woollen shirt and two blankets; above 4,000 feet, one woollen shirt and three blankets.

All clothing and other articles prescribed must comply with the specifications in the *Native Labour Regulations* regarding quality, size, &c.

A new ration scale, prepared in conjunction with nutritional experts of the Commonwealth Department of Health, was introduced in 1952. The scale is designed to provide a wider variety of foodstuffs and to make greater use of the Territory's own products and to provide a diet that is adequate nutritionally. The general principles and classifications of foodstuffs are an improvement on the previous scale. A copy of the new scale will be found in Table 20, Appendix XVII.



Skirts and dresses are issued to female workers and the wives of workers in lieu of loin cloths and shorts and the issue of rations to wives and children is on a slightly reduced scale except items 3, 6 and 7, which must be issued in full to wives, and item 3, which must be issued in full to children. In the case of a day-to-day worker, wages are paid daily or weekly at a rate of not less than 6s. per working day, which includes the value of issues of rations, clothing and equipment.

*Housing and Sanitary Conditions at Places of Employment.*—The Native Labour Regulations prescribe the types and minimum dimensions of houses for the accommodation of labour, together with the minimum cooking, ablution and sanitary requirements.

*Discrimination and Equal Remuneration.*—The differences that at present exist with regard to opportunities for employment and wages rates are not the result of discrimination on grounds of race, but the result of differing standards of education, living, experience and qualifications. The policy is to develop educational and training facilities so that all sections of the community may have equal opportunities.

*Medical Inspection and Treatment.*—The Native Labour Ordinance requires the medical examination of a recruited worker before entering into an agreement and on termination of agreement before returning home, and an employer to provide, at the place of employment, free medical treatment for all his employes and casual workers and such wives and children as reside with them, and take all reasonable precautionary measures to safeguard their health.

An employer is also required to send to an Administration hospital or a hospital regularly visited by a medical officer any sick worker or any sick wife and child of a worker, if living with him, whose case appears to be such as requires treatment by a medical officer or whose health is not showing steady signs of improvement.

*Workers' Compensation.*—Compensation for injury sustained by an indigenous worker is provided for under the Native Labour Ordinance. The compensation is assessed by the District Court which may order the compensation to be paid into Court and give directions for its application for the benefit of the worker or his dependants.

*Employment of Women and Juveniles.*—The provisions of the Native Labour Ordinance and Native Labour Regulations apply to the employment of women with the exception that they cannot be employed under written agreement. The demand for female labour is very limited and only 261 were employed at the 30th June, 1953. Employment is in occupations suitable to their physical capacity. The employment of natives under the age of sixteen years is forbidden.

*Underground and Night Work.*—The Native Labour Ordinance applies to indigenous workers employed in mining and the Mines and Works Regulation Ordinance provides for the regulation and inspection of mines and works, including the conditions of employment in underground workings. An indigenous worker must not be employed in underground workings unless he is able to understand and make himself understood by those under whom he is placed, is over the age of sixteen years, and is employed only under the supervision of a European holding an underground miner's permit.

There are very few undertakings which operate regularly at night and night work is almost entirely restricted to loading and unloading of ships, attending copra-driers, operating telephones and radio services, police and hospital duties.

*Freedom of Movement of Persons to Neighbouring Territories for Employment Purposes.*—There is no restriction on the movement of persons between Papua and New Guinea and persons may move to neighbouring territories to seek employment provided they comply with the regulations concerning permits. As a variety of work is available in the Territory indigenous inhabitants have no desire to seek employment elsewhere. There is no system of labour passes or work books.


*Training of Employees.*—The only legislation relating to the training of employees is the Apprenticeship Ordinance which regulates apprenticeship agreements. Training is also carried out on the job in the various departments and private industry.

*Industrial Homework.*—There is no industrial homework apart from the occupation of the indigenous people in some areas in local handicrafts.

*Industrial Safety.*—Provisions relating to industrial safety are included in the *Native Labour Ordinance 1950-1952*, the *Explosives Ordinance 1928-1949*, the *Mines and Works Regulation Ordinance 1935-1952* and the *Electricity Supply Ordinance 1951*.

#### *Organization of Department Responsible for the Administration of Labour Laws.*

The administration and enforcement of labour laws and regulations is one of the functions of the Department of District Services and Native Affairs. The Director of that Department is charged with the administration of the Native Labour Ordinance and District Commissioners, District Officers,



Native workers arriving at Wewak by air from outlying areas.



Assistant District Officers, and Senior Patrol Officers are authorized officers and inspectors for the purpose of the Ordinance.

The work falls into two main categories:—

Head-quarters organization (Native Labour Branch)—Administration, maintenance of records, compiling reports and statistical data, drafting new legislation, &c.; and Field Inspectorate—Inspection of conditions of work at all places of employment, control of recruiting, investigation of complaints, advice to employers and employees on all matters connected with the employment of indigenous workers, conciliation of disputes, attestation of written agreements, and witnessing paying-off of workers on termination of agreements, &c.

#### *Trade Unions.*

There are no trade unions, and at the present stage of their development it would be very difficult for the indigenous workers to form proper trade unions as, with the continual turn-over of labour, the great majority are illiterates who would not be able to hold responsible positions in a trade union and who, as members, would have difficulty in assimilating the aims and ideals of trade unionism and would probably not have complete trust in their executive representatives or a proper appreciation of their functions.

For the time being, it is considered that the best protection for the indigenous worker is for the Administration to retain full responsibility for the conditions of his employment and welfare generally.

#### *Settlement of Labour Disputes.*

Most disputes that arise are of a minor nature and are settled by native labour inspectors and on rare occasions by the institution of civil proceedings before a District Court. It has not been necessary to provide for any special legislation for their settlement. A list of complaints by workers will be found in Table 21, Appendix XVII.

### CHAPTER 5.

#### SOCIAL SECURITY AND WELFARE SERVICES.

There is no special legislation dealing with social security and welfare services and so far as the majority of inhabitants are concerned no comprehensive scheme of social security is needed.

Practically the whole of the indigenous inhabitants live in their tribal areas and responsibility for the care of the aged, infirm and orphans rests primarily on the tribal organization which provides a traditional system of social security for the individual based on the accepted collective obligations and responsibilities of the family, extended family, clan or tribe.

The medical services, which are described in Chapter 7, under Public Health, are available to the indigenous inhabitants free of any charges and the services of the Red Cross Society, which has branches in all the main centres, are available to all sections of the community.

No particular department is charged with the responsibility for welfare services, but there are very few activities of the Administration which are not directly concerned with the social welfare of the inhabitants. The contribution made by the religious missions is important and an ever-increasing interest is being taken in social welfare by village councils and various native societies.

### CHAPTER 6.

#### STANDARDS OF LIVING.

The only surveys relevant to the standard of living are the nutritional survey carried out in 1949 by the Australian Institute of Anatomy in association with the Administration and a census of native agriculture which the Administration has been carrying out since 1950. The field work associated with this survey was almost completed at the end of the period under review.

A survey of the cost of living of the indigenous people would be impracticable as the majority obtain most of their requirements, such as food, fuel, cooking utensils, building material, &c., from their own local resources and tribes and villages barter with each other for those things which they do not produce themselves.

The stages of advancement and conditions vary so much throughout the Territory, from the semi-urbanized villages adjacent to towns to the areas recently brought under Administration influence, that it is difficult to generalize. In all areas the people have sufficient land to meet all their requirements and food is plentiful although, as shown by the nutritional survey, it does not in all cases provide a balanced diet and, as the result of feasting, there is sometimes a temporary shortage.

The action taken to effect improvements by the encouragement of improved agricultural methods, the planting of new crops and the storage of food crops has resulted in increased production and a demand for improved stock in pigs, goats and fowls, and for new and better quality food crops, including new varieties of vegetables which have been introduced to diversify their diet. Most of the effort directed towards the economic and social development of the Territory, and in which the co-operative movement and rural progress societies are playing an important part, is designed to bring about an improvement in the general standards of living.

## CHAPTER 7.

## PUBLIC HEALTH.

## (a) GENERAL ORGANIZATION.

*Legislation.*

The following legislation affecting medical and public health work or related matters was passed during the year:—

- No. 104 of 1952.—*Slaughtering Ordinance 1952.*
- No. 136 of 1952.—*Pharmacy Ordinance (No. 2) 1952.*
- No. 2 of 1953.—*Drugs Ordinance 1952.*
- No. 7 of 1953.—*Animal Disease and Control Ordinance 1952.*
- No. 8 of 1953.—*Medical Ordinance (No. 2) 1952.* Disallowed (*Gazette* No. 44 of 27th August, 1953).
- No. 11 of 1953.—*Pure Food Ordinance (No. 2) 1952.*
- No. 21 of 1953.—*Dangerous Drugs Ordinance 1952.*
- No. 22 of 1953.—*Poisons and Dangerous Substances Ordinance 1952.*
- No. 29 of 1953.—*Sale of Meat Ordinance 1953.*
- No. 30 of 1953.—*Pharmacy Ordinance Amendment Ordinance 1953.*
- No. 31 of 1953.—*Slaughtering Ordinance 1953.*
- No. 35 of 1953.—*Animal Disease and Control Ordinance 1953.*
- \*No. 100 of 1953.—*Suppression of Hansen's Disease Ordinance 1953.*

In addition, the following Regulations were made:—

- No. 28 of 1953.—*Slaughtering Regulations 1953 (No. 19 of 23rd April, 1953).*

*Departmental Organization.*

The Health Department is under the direction of the Director of Health with head-quarters in Port Moresby. There are three Assistant Directors in charge respectively of medical services, hygiene and medical training.

The Health Department is responsible for providing a medical service covering the whole Territory. It provides hospitals, dispensaries and public health services in each district, research facilities and dental and other ancillary medical services and undertakes the training of medical, nursing and other public health personnel. It supervises and co-ordinates the medical and public health services provided by Village Councils, and there is close liaison between the Department and missions engaged in medical work and medical training.

In conjunction with the Departments of Customs, and Agriculture, Stock and Fisheries, the Department of Health controls the importation and use of dangerous drugs and maintains the procedures for human, animal and plant quarantine. The functions of the staff of the Department may be classified under the following headings:—

- (1) Administrative.
- (2) Hospital, Pharmaceutical and Health Services.
- (3) Specialist Services—
  - (i) Tuberculosis.
  - (ii) Infant and Maternal Welfare.
  - (iii) Radiology.
  - (iv) Surgery.
  - (v) Ophthalmology.
  - (vi) Leprology.
  - (vii) Dental Services.
  - (viii) Laboratory Services.
  - (ix) Malariology.
  - (x) Medical Training.

*Medical Services Outside the Government Service.*

There are a number of missions engaged in medical work in the Territory and during the year they maintained 30 hospitals, 124 aid posts and 57 infant and maternal welfare centres. They have also undertaken the training of subordinate nursing staff and provided European staff for the three Administration Hansenide colonies. The work of these missions is given recognition through a system of grants-in-aid and the free supply of drugs, dressings, equipment, &c., which together represented a total of £78,746 for the year.

As mentioned earlier in this report, employers are required to provide medical attention for their employees and casual workers as prescribed in the Native Labour Ordinance and regulations thereunder.

*Co-operation with International Organizations.*

Co-operation has been maintained with the World Health Organization, Food and Agriculture Organization, South Pacific Commission and International Civil Aviation Organization (F.A.L. Division) on public health matters such as nutrition, preventive treatment and health measures, quarantine and exchange of epidemiological information.

A list of the International Conventions which have been applied to the Territory has been given in previous reports which are referred to in Appendix XXIII.

The provisions of the International Sanitary Conventions relating to Maritime and Aerial Navigation are fully observed, and epidemiological information from the Territory is furnished monthly to the South Pacific Commission which in turn collates the information in the South Pacific area, advising the member Governments and the World Health Organization. In the event of an outbreak of any major quarantinable disease or epidemic, the South Pacific Commission and the World Health Organization are notified immediately.

The Department of Health receives a weekly Fasciculus of Epidemiological Intelligence recorded at the World Health Organization Intelligence Station, Singapore, and a Weekly Epidemiological Record from Geneva.

*Finance.*

Expenditure on health services for Papua and New Guinea amounted to £1,230,000 of which £848,801 was expended in the Territory of New Guinea. Further particulars will be found in Appendix IV. It should be noted that these figures do not include expenditure on works and services of a capital nature nor on the improvement and maintenance of existing hospital buildings. During the year work has been mainly concentrated on improvement and maintenance.

The revised plan of hospital construction provides for an integrated system of hospitals adequate to meet the needs of the Territory. A start has been made on the construction of the General hospital at Lae and it is expected that work will commence on the Wau and Nonga Regional hospitals during 1954.

The new works programme for 1953-54 provides for—

	£
(a) Nonga (Rabaul) Regional Hospital .. .. .	218,000
(b) Wau Regional Hospital .. .. .	43,500
(c) Bulk Medical Store Rabaul .. .. .	10,000
(d) Lae General Hospital .. .. .	230,000
(e) Miscellaneous buildings .. .. .	11,500

Expenditure by village councils on health and sanitation was approximately £4,500 for the year.

(b) MEDICAL FACILITIES.

*Hospitals.*

There are 51 Administration hospitals, of which 40 are available to the indigenous people, eight to Europeans and three to Asians. In addition, 30 hospitals are maintained by missions, six of which are staffed with resident doctors.

*Medical Aid Posts (Village Dispensaries).*

These posts are established in villages or groups of villages throughout the Territory. They are staffed by native medical assistants who have completed a two years' course of training, particulars of which are given under the heading "Medical Training". These posts serve the purpose of extending simple medical aid to the indigenous people in all parts of the Territory, establishing good hygiene practices and encouraging the sick and injured to seek admission to hospital for treatment. Posts established at the 30th June, 1953, number of trained attendants and number of known treatments are shown hereunder:—

District.	Number of Aid Posts.	Number of Medical Attendants.	Number of Known Treatments.
Eastern Highlands .. .. .	45	47	69,380
Western Highlands .. .. .	59	66	64,817
Madang .. .. .	33	39	11,485
Sepik .. .. .	108	136	54,696
Morobe .. .. .	88	125	42,971
New Britain .. .. .	40	69	18,913
New Ireland .. .. .	37	41	16,038
Bougainville .. .. .	61	89	95,690
Manus .. .. .	16	22	4,594
	487	634	376,584

These figures shown an increase of 43 posts and 62 attendants for the year. In addition to the posts listed above, eleven posts are maintained by village councils.

*Medical Patrols.*

The only way to ensure that medical treatment is available to all the people, particularly those in the hinterland and newly opened up areas, is to visit them in their villages and every effort is made to ensure that all villages not within reasonable distance of a hospital are visited by a European medical patrol twice a year. These patrols also check up on medical aid posts *en route*.

Exclusive of the patrol work carried out by the Infant and Maternal Welfare and Anti-Tuberculosis teams, the number of medical patrols for the year was 214, during which 207,431 people from 1957 villages were medically examined and treatment given for the following:—

Disease	No.
Yaws .. .. .	3,488
Tropical ulcers .. .. .	3,203
Other skin diseases .. .. .	12,970
Tuberculosis .. .. .	669
Hansen's disease .. .. .	1,310
Eye diseases .. .. .	1,559
New Guinea mouth .. .. .	28
Nutritional deficiency .. .. .	366
Filariasis .. .. .	1,251
Gonorrhoea .. .. .	27
Granuloma venereum .. .. .	5
Hookworm .. .. .	7,833
Other diseases .. .. .	5,571
<b>Total .. .. .</b>	<b>38,058</b>

*Specialist Units.*

*Maternity and Child Health.*—Maternity and child welfare centres are maintained by the Administration and provide advice in the ante-natal period, general health check and examination of pre-school and school children, advice on feeding and weaning, treatment of minor ailments, immunization with T.A.B., diphtheria, BCG, pertussis and tetanus, and training of native women in welfare work.

Eleven qualified nursing sisters are employed full time on infant and maternal welfare work with all sections of the community and permanent clinics are located at Rabaul and Kandrian in the New Britain District, Kavieng in the New Ireland District, and at Lae in the Morobe District. Four field units are also maintained by the Administration and clinics are held throughout the Territory at regular intervals, at which the opportunity is taken to give instruction on the prevention of disease and the introduction of positive health measures, in addition to the routine maternity and child health work.

Labour lying-in wards are maintained at all Administration and mission hospitals and the services of doctors, nurses and other medical personnel are available for the medical care and treatment of children.

The Missions assist in child and maternal welfare work and conduct 57 clinics for this purpose. As in previous years, they are supplied with powdered milk, cod liver oil and marmite for distribution to mothers and children as well as special drugs for infants. Missions which have recognized training schools have undertaken the training of 31 girls in welfare work; the trainees receive wages, rations and uniforms through the agency of the Department of Health.

*Malaria Control.*—Malaria control is exercised wherever a member of the staff of the Department of Health is located. A Malaria Control School has been established at Minj in the Western Highlands District to provide courses of instruction to students selected primarily from the Department of District Services and Native Affairs.

In towns and settlements stress is laid on species control and elimination of breeding areas. Squads of trained native hygiene workers have a set plan, and as potential danger areas are noted by survey, each is visited and treated once in every eight days.

*Tuberculosis Control.*—An Anti-Tuberculosis Survey Team is functioning in the Territory and the plans for the X-ray of all inhabitants are now in full operation. In addition, all susceptibles received BCG Vaccination. These are the two main methods of control apart from diagnosis and treatment in hospitals, where accommodation for Tuberculosis patients is available in special wards at all hospitals.


*Venereal Disease Control.*—The incidence of venereal diseases is not high. Prostitution is not widely practised in the common sense of the word amongst the indigenous people, nor has it become a health problem. Treatment for venereal disease is available at any hospital.

The Ordinances referred to hereunder give all the powers and authority required to control venereal disease—

*Quarantine Ordinance 1931-1938.*

*Venereal Diseases Ordinance 1920-1925.*

*Native Administration Ordinance 1921-1951.*



Mobile Infant and Maternal Welfare Clinic arriving at a native village and roadside stops.





*Treponematoses (Yaws).*—The standard treatment of yaws by injections is part of the routine work of the medical organization and in which the missions and other organizations actively co-operate. Penicillin is increasingly replacing N.A.B. in the treatment of this disease.

*Hansen's Disease (Leprosy).*—There are indications that this disease is widespread throughout the highlands and that it had its origin before the advent of Europeans in the Territory. Patients are treated in five special hospitals and also in isolation wards in most hospitals.

*Other Endemic Disease Control.*—Treatment is given at all stations and all inhabitants are instructed in necessary hygiene control of those diseases. The means used to impart these instructions are personal contact by officers on patrol, village officials, the radio and the press. The luluai (chief) of a village is required under the provisions of the Native Administration Ordinance to report to an administration officer if an unusual amount of sickness occurs in his village.

### Research.

Research was continued during the year in the fields of malaria control, tuberculosis and Hansen's disease, which represent the three major disease problems in the Territory.

*Malaria.*—The Territory's littoral is hyperendemic, but the degree of hyperendemicity appears to be too low to afford full protection to the adult. Thus malaria, and even death from it, occur at all ages and are not practically limited to infancy. The highlands of New Guinea are irregularly infected. No true epidemics of malaria have, however, been observed. Two particular lines of approach are being used to seek control of malaria—the environmental and the suppressive. The methods adopted to date are simple and have been found suitable to the physical abilities and financial resources of the people.

The first project was the establishment of a Malaria Control School and the area chosen for demonstration drainage at Banz, in the Western Highlands, ceased to exhibit any cases of malaria after the field works had been completed. The school now has been transferred to Minj, also in the Western Highlands. The school buildings have been completed and courses of training for members of the community will commence late in 1953. Controlled drainage will do much to eradicate mosquito breeding in such parts of the Territory as are suitable to this type of undertaking.

The second method is the distribution of anti-malarials. In collaboration with the Director of Health special research into the use of anti-malarials is controlled and directed by a Malarialogist of the School of Public Health and Tropical Medicine, Sydney. Totaquin tablets prepared in Australia from quinine grown in the Territory by the Department of Agriculture, Stock and Fisheries are issued to all inhabitants of selected villages and improvement in spleen and parasite rates are noted. The research extends into methods by which villagers can pay for this issue such as bartering for the supply of foodstuffs to native hospitals. The results of this experiment are not likely to be available until 1954.

Residual insecticide work has also been undertaken and despite its failure and apparent inapplicability in many localities owing to the habits of the significant *Anopheles* species, it is being found useful in some areas.

The policy of the Administration in connexion with this disease is—

- (a) to reduce the incidence among the partially immune by mosquito control, where possible, on a village to village basis;
- (b) to provide mass therapy in case of epidemics;
- (c) to protect indigenous groups with little or no malaria, as well as the non-indigenous population, by suppressive treatment when in malarious areas; and
- (d) to protect infants in hyperendemic areas, if possible without hindering their development of immunity.

Malaria was responsible for the greatest number of admissions to Administration hospitals, 12,155, with an overall Territory death rate of 0.97 per cent.

*Hansen's Disease.*—There are two special Hansenide hospitals maintained and staffed by the Administration and special accommodation is available for the treatment of Hansenides at most Administration hospitals.

Various missions participate in the work of treating and caring for Hansenides and, at the request of and with funds provided by the Administration, the following missions have built and staffed Hansenide colonies at the following centres:—

Torokina—Marist Mission Society.

Anelaua—Mission of the Sacred Heart of Jesus.

Togoba—Coral Sea Union of Seventh-day Adventists Mission, and a second colony is to be established by this mission at Dogamur.

All running expenses and maintenance of these colonies are defrayed by the Administration.

The Lutheran Mission maintains a small colony near Ulap, with assistance from the Administration by way of the free supply of foodstuffs.

The total number of cases treated at all centres during the year was 1,611.

Plans for the control of the disease include the segregation of all infectious cases into the special institutions providing controlled treatment. All of these institutions are conducted as farm and occupational therapy colonies, and particular attention is paid to improvement of the social environment with an emphasis on educational advancement.

Tablets of sulphetrone are in use in all centres treating Hansenide patients and, like all other treatments, are provided free. The rather more contagious type of Hansen's disease—the lepromatous form—responds fairly rapidly and in a few months it is rendered non-contagious or nearly so. The less contagious variety—the neural type—responds less quickly, but early cases appear completely cured and relapses also respond. A minimum of eighteen months' treatment is necessary in nearly all cases. Although very good results are being obtained with sulphetrone, a newer simpler sulphone which, although more complicated to use is a little more effective, is to be introduced.

*Tuberculosis.*—The year has been marked by the founding of a more extensive scheme for the use of BCG vaccine, by extension of laboratory control of the disease and by the use of mass radiography.

*BCG Vaccination Campaign.*—In 1951, a freeze-dried vaccine prepared by the Commonwealth Serum Laboratories was used in a pilot survey. The conversion rate in a group of over 500 people at eight weeks was excellent. This group was retested and all persons had remained positive. These results were then extended by a patrol covering the whole of the island of New Ireland and its adjacent island groups. The following results were found:—

- (1) Freeze dried BCG vaccine (CSL) kept in the refrigerator for one year was still fully potent.
- (2) Vaccine three months old and carried for a further three months at tropical temperatures in a light-proof box under ordinary patrol conditions remained fully potent.
- (3) Exposure of BCG vaccine suspension in the ampoule of a syringe for two minutes in tropical sunlight completely killed the vaccine as judged by conversion rates.

These findings have led to a remodelling of the whole BCG programme which now provides for the extension of the use of BCG vaccine so that even the most outlying areas may benefit by its use. All centres, such as native hospitals and welfare clinics, are being visited and the staff given training in technique and record keeping. The Medical Officers in Tuberculosis Control are responsible for passing the centre as fit to use BCG vaccine.

There is sufficient experience in the use of Mantoux testing and BCG vaccine in the Territory to warrant an opinion on its value. The morbidity amongst vaccinated subjects has been small and is in marked contrast to that stated in pre-war reports. It is very difficult to visualize any other reason for this fall, apart from BCG vaccination. Other conditions have certainly improved but not so markedly as to produce such a decline. For this reason the value of BCG vaccination is accepted in the Territory and its use extended.

All indigenous employees proceeding from the Eastern Highlands District continue to be vaccinated with BCG before going to the coast. This vaccination programme now includes all employees from a region over 3,500 feet.

*Prevention.*—Simple techniques have been evolved for culturing of *Tubercle bacilli*. Elaborate apparatus is not required but a reasonable training in these methods is an essential requisite. Laryngeal swabs and a swab prepared from the sputum after swabbing have replaced concentration methods. The swabs are treated with acid and alkali in the outstations and smeared directly on to culture media held there. The inoculated tubes are then sent by air to the base laboratory for culture and reading. When a supply centre for the manufacture and distribution of Lowenstein Jensen media is established it is intended to carry accurate bacteriological diagnosis into the most isolated parts of the Territory where previously such diagnosis was technically quite impossible and which will represent a most important advance in tuberculosis control in the Territory.

Periodical X-ray and laboratory examinations have been organized for follow-up for all pulmonary suspects or others, where immediate hospitalization was not possible or required.

Anti-T.B. clinics held by qualified Medical Officers have been continued for patients seeking medical advice, examination for tuberculosis or out-patient treatment. All negative reactors to Mantoux test have been vaccinated with 0.1 cc. BCG vaccine.

Children continue with periodical tuberculin tests and X-ray examinations where necessary; e.g., periodical chest X-ray examination of tuberculin positive children.

As a special subject in the Gazelle Peninsula the results of previous BCG vaccinations were checked by conversion test (Mantoux) for tuberculin sensitivity. As the highest concentration, old tuberculin diluted 1:100 was used. The age group 0-1 was vaccinated several months previously; the older age groups approximately two and a half years ago.

The results are shown in the following table:—

	0-1.	2-5.	6-12.	13-30.	31 and over.	Total.
<b>Males—</b>						
Positive .. .. .	20	170	176	118	29	513
Negative .. .. .	11	103	35	11	6	166
Total .. .. .	31	273	211	129	35	679
Per cent. of Positive Reactors .. .. .	64.5%	62.3%	83.4%	91.5%	82.9%	75.5%
<b>Females—</b>						
Positive .. .. .	31	189	123	180	47	570
Negative .. .. .	10	97	20	9	5	141
Total .. .. .	41	286	143	189	52	711
Per cent. of Positive Reactors .. .. .	75.6%	66.1%	86.0%	95.2%	90.4%	80.2%
<b>Total—</b>						
Positive .. .. .	51	359	299	298	76	1,083
Negative .. .. .	21	200	55	20	11	307
Total .. .. .	72	559	354	318	87	1,390
Per cent. of Positive Reactors .. .. .	70.8%	64.2%	84.5%	93.7%	87.4%	77.9%

It was found that as an average 75.5 per cent. of males and 80.2 per cent. of females had retained their tuberculin sensitivity two and a half years after B.C.G. vaccination. The females in all age groups showed a slightly higher conversion rate compared with males, and the highest conversion rate was found in age group 13-30 years.

*X-Ray Diagnosis.*—The Anti-Tuberculosis Survey Team has at its disposal a mobile Schonander 35 mm. mirror camera type of X-ray unit, installed on a trawler with fully equipped dark-room facilities, refrigeration, and an Onan generator. An efficient routine for mass chest X-ray examination, a satisfactory system of filing and follow-up work have been evolved taking into consideration the peculiarities of the country and its indigenous population.

A survey at Finschhafen deserves a special mention, as only full size X-ray plates were taken, using the Schonander 35 mm. unit. It was believed that full-size X-ray plates might not prove satisfactory when taken with this unit. It was required that this aspect be investigated and 105 patients at Finschhafen Native Hospital, clinically suffering from pulmonary tuberculosis, were selected for this test, and the following results were obtained:—

	Males.	Females.	Total.
No. of large films taken .. .. .	68	37	105
<b>Abnormal Findings—</b>			
<b>Pulmonary Tuberculosis—</b>			
Probably active .. .. .	29	10	39
Probably stable .. .. .	7	..	7
Probably healed .. .. .	15	5	20
Pulmonary suspects .. .. .	9	10	19
Total .. .. .	60	25	85
<b>Other abnormalities—</b>			
Pleural adhesion .. .. .	29	13	42
Exudative Pleurisy .. .. .	1	..	1
Others .. .. .	2	1	3
Normal Chests .. .. .	5	11	16

The large films taken with the Schonander unit proved to be of good quality. In nine cases the film had to be repeated, being technically unsatisfactory (under-exposed) in big persons. The short distance of the tube caused some distortion of the heart shadow; however, the lung fields were very satisfactory.

The persons showing radiological evidence for pulmonary tuberculosis were referred to the local Medical Officer for further routine examinations and follow up.

The following table gives some results of the survey in the Gazelle Peninsula in May and June, 1953:—

Month.	No. of micro. Films.	No. of large Films.	Normals.	Total Abnormal.	Tuberculosis.			Total.	Other Abnormal.	No. of Mantoux Tests.	No. of B.C.G. Vaccine.	Number Hospitalized.	
					Prob. Act.	Prob. Stat.*	Pulm. Susp.						
Village Natives	May-June, 1953	2,158	294	25	219	72†	63	28	163	56	3,071	591	72

\* Including healed T.B.; e.g. Ghon's focus and calcified foci in hilar glands. † Seventy-two probable active cases in 2,158 films represents a rate of 33 per thousand needing hospitalization.

**Accommodation.**—All centres carrying X-ray equipment have wards set aside for the treatment of tuberculous cases. These centres are visited by the Medical Officers in tuberculosis control. The result has been a degree of decentralization with supervision and advice carried to the centres by these Medical Officers. Such a scheme does not mean that the construction of central sanatoria can be excluded as there is still a large number of cases which require special methods of investigation and treatment.

A start has been made on the construction of a sanatorium at Bita Paka, near Rabaul. This sanatorium will treat all cases in the New Britain District and all cases requiring special methods of treatment from the whole of the Bismarck Archipelago. A similar sanatorium at Finschhafen is envisaged to serve the New Guinea mainland.

**Treatment.**—All modern drugs including antibiotics and facilities for minor and major thoracic surgery are available.

**Chemotherapy.**—Because of the high incidence of exudative change in cases found in this Territory, chemotherapy continues to be very extensively used. The results are similar to those reported by other authorities. A standard course of chemotherapy continues for a minimum of six months and preferably for a year. Shorter courses have been used, but relapses are much higher than in the prolonged courses. The standard course consists of Isoniazide and PAS Streptomycin is given, in addition, to all very severe cases and in cases during surgical treatment.

Local injections of anti-tuberculosis drugs have been given in cases of massive cavitation in the lungs. The results have not proven very satisfactory and haemoptysis, which is alarming to a native patient, has occurred. The method is proving unsatisfactory. However, local aspirations and injection into enlarged lymph nodes, using PAS solution has proven a most valuable method in the therapy of this type of disease.

**Surgical Treatment.**—Thoracoplasty is giving good results in even severe cases and is a standard method of treatment for all resistant cavities. The native patients accept the operation very well and have good function after its performance. As in other areas it is quite clear that, if a cavity is left long after chemotherapy and steps are not taken for its collapse and removal, the disease relapses in almost every case. Pneumothorax is of little value because of the difficulties of refill in villages. Pneumoperitoneum is very painful. A large proportion of the patients have an enlargement of the spleen due to malaria with adhesions of the neighbouring viscera. These are liable to rupture and can be extremely dangerous. These two standard methods are not available for general use and the trend has necessarily been towards the more extended use of the surgical collapse methods.

**Physical Methods of Treatment.**—Postural retention is being investigated and will probably prove an extremely valuable method of treatment prior to surgical collapse.

#### *Number of Medical Personnel.*

The lack of qualified medical personnel has been one of the main difficulties retarding the rapid development of medical and health services. The position is gradually improving and the over-all staffing position shows an increase of 89. Full particulars of medical staff are given in Appendix XIX.

An extensive recruiting programme has been undertaken with good prospects of success in securing professional and technical personnel. As part of the programme, medical students in their final year at Australian universities are encouraged and assisted to join the Department of Health during the long vacation and there are favorable prospects that, on graduating, some of these students will apply for appointment to the Service.

#### (c) ENVIRONMENTAL SANITATION.

##### *Removal and Treatment of Waste Matters.*

The *Public Health Ordinance 1932-1938* makes provision for the introduction of measures to control and regulate sewerage systems. No area of the Territory has yet been declared to be a sewerage area nor has any authority been empowered to construct and maintain a sewerage system.

In urban areas the majority of houses and buildings have waterborne sanitation connected to septic tanks and absorption pits and drains and where this is not installed a pan system is made available. Refuse is collected in all towns and disposed of by incineration or controlled tipping.

During patrols, officers of the Department of District Services and Native Affairs and Department of Health advise the indigenous people regarding village sanitation, and health inspectors and other officers of the Health Department supervise the work of medical and hygiene assistants appointed by village councils.

There are provisions in the Native Administration Regulations relating to the general sanitation of villages.

#### *Water Supplies.*

Except in the town of Lae, where a system of pipeline reticulation is installed, water supply is obtained from storage roof catchment tanks, wells and streams.

Regular inspections and tests of water are carried out in the main centres and chemical analyses are undertaken when required. The chlorination process is used at Lae and is checked at frequent intervals. A practice supported by the health authorities is the boiling of all water to be used for drinking purposes.

#### *Food Inspection.*

Inspection of food sold to the public is regularly carried out by Medical Officers and Health Inspectors who are empowered to examine any article of food for sale for human consumption and may inspect all premises, including restaurants, where foodstuffs are prepared, handled or sold. Provision is also made for the licensing of food premises and the seizure and disposal of unsound food.

Inspection of animals intended for human consumption is carried out by officers of the Animal Industry Division of the Department of Agriculture, Stock and Fisheries and the inspection and hygiene control of carcasses of slaughtered animals is vested in the Department of Health.

#### *Control of Pests Dangerous to Health.*

Special attention has been given to the control and eradication of mosquitoes in both urban and rural areas. The Mosquito Prevention and Destruction Regulations provide for measures for the destruction and prevention of breeding of mosquitoes.

#### (d) PREVALENCE OF DISEASES.

##### *Principal Diseases.*

The disease pattern is, in the main, unchanged. No dangerous epidemics have been recorded but mild epidemics of measles and whooping cough occur occasionally, a few cases of paratyphoid have been noted, and mumps, in quite mild forms, has been fairly widespread. The increased number of Hansenide cases treated is the result of the willingness of the indigenous people to undergo treatment and does not indicate a spread of this disease. Figures of the number of cases treated as in-patients at Administration hospitals in 1952-53 are given in the following table:—

Disease.	Number.	Percentage of Total In-patients.
Malaria	11,869	15.89
Tropical ulcers	8,189	10.96
Yaws	7,891	10.56
Pneumonia	5,019	6.72
Scabies	4,154	5.59
Bronchitis	1,978	2.65
Abscesses	1,786	2.39
Septic sores and infections	1,755	2.35
Hansen's disease	1,611	2.16
Mumps	1,558	2.08
Diarrhoea	1,473	1.97
Lacerations	1,394	1.86
Dysentery	1,291	1.73
Wounds	1,144	1.53
Upper respiratory tract infection	1,111	1.49
Coryza	1,078	1.44
Confinements	1,023	1.37
Tinea	1,017	1.36
Conjunctivitis	907	1.21
Burns	846	1.13
T.B. pulmonary	725	0.97
Cellulitis	692	0.93
Arthritis	690	0.92
Influenza	685	0.92
	59,886	80.18

*Principal Causes of Deaths.*

Although deaths from pneumonia dropped from 334 in 1951-52 to 232 for 1952-53, it continues to head the list of the principal causes of deaths. Deaths from pulmonary tuberculosis rose from 69 to 91 and from malnutrition from 21 to 48.

In the absence of general registration of births and deaths there is no reliable information as to the causes of mortality among the indigenous people and the figures given hereunder include deaths in Administration hospitals only:—

Disease.	Number.	Percentage of Total of all Deaths.
Pneumonia .. .. .	232	26.1
Malaria .. .. .	116	13.05
T.B., pulmonary .. .. .	91	10.23
Dysentery .. .. .	60	6.75
Malnutrition .. .. .	48	5.39
Cerebro-spinal meningitis .. .. .	33	3.71
Nephritis .. .. .	21	2.36
Fractures .. .. .	16	1.78
Cirrhosis .. .. .	13	1.46
Burns .. .. .	11	1.14
T.B., other forms .. .. .	10	1.13
Anaemia .. .. .	10	1.13
Enteritis .. .. .	10	1.13
Carcinoma .. .. .	10	1.13
Total .. .. .	681	76.49

*IMPORTANT CASE MORTALITY RATES IN PERCENTAGES.*

Disease.	Number Treated.	Number Died.	Percentage of Deaths.
Cerebro spinal meningitis .. .. .	97	33	34.02
Carcinoma .. .. .	32	10	31.25
Tetanus .. .. .	18	4	22.22
Nephritis .. .. .	106	21	19.81
Cirrhosis .. .. .	94	13	13.83
T.B., pulmonary .. .. .	725	91	12.55
Hepatitis .. .. .	68	7	10.29
Malnutrition .. .. .	541	48	8.87
Tumours .. .. .	92	8	8.69
Dysentery .. .. .	1,291	60	4.65
Pneumonia .. .. .	6,019	232	4.62
T.B., other forms .. .. .	228	10	4.39
Enteritis .. .. .	259	10	3.86
Anaemia .. .. .	318	10	3.14
Fractures .. .. .	547	16	2.93
Burns .. .. .	846	11	1.3
Malaria .. .. .	11,869	116	0.98

*Statistics.*

It is not possible at this stage of their development to introduce a system of compulsory registration of births and deaths among the indigenous population, but limited experiments within the framework of the village councils are proceeding to determine the best procedures to be adopted. The Native Village Councils Ordinance provides authority for councils to make rules for the recording of vital statistics but, as mentioned in Part 1 of this Report, only the Rabaul Council has so far introduced a rule for this purpose.

*(e) PREVENTIVE MEASURES.**Vaccination and Inoculation.*

All preventive vaccinations and inoculations are available free of charge at medical centres, and mass vaccination campaigns are undertaken from time to time. Certificates of various inoculations and of vaccination against typhoid, paratyphoid and cholera for persons travelling outside the Territory and the Commonwealth of Australia are given in the approved international form in accordance with the provisions of the International Sanitary Regulations No. 2.

More than 100,000 injections were given during the year for whooping cough; and approximately 50,000 susceptible persons, mostly indigenous inhabitants, were treated with BCG vaccine. The standard treatment of yaws by injections is part of the routine work of the medical organization in which the missions and other organizations and agencies actively co-operate.

(f) TRAINING AND HEALTH EDUCATION.

*Medical Training.*

Facilities for training indigenous personnel are provided by the Departments of Health and Education and the missions, and are made available for a limited number of students at the Central Medical School, Fiji. There are no schools in the Territory granting registrable medical qualifications.

Three students have graduated as assisted medical practitioners from the Central Medical School, Fiji, five are at present taking the assistant medical practitioner and health inspector courses, and a group of students, including girls, are taking a special course of studies to obtain the required educational standard for entry to the Central Medical School and the Central Nursing School, Fiji.

Two students are being prepared for matriculation to enable them to enter a medical faculty at an Australian university. This is a long-term project and admission to a university cannot be expected before 1959.

Plans are being completed for full medical training to be given in the Territory of Papua and New Guinea. Enrolments in courses for pathological and laboratory technicians and hospital assistants (male nurses) will commence in 1954, and assistant medical practitioners, it is hoped, in 1955. These courses will be of four years' duration, and candidates will be required to attain a prescribed educational standard before being eligible. The first group to undertake these courses is expected to comprise some twenty students, but it is difficult to make an accurate forecast as there is a widening field of vocational employment offering to students now at educational institutions.

Medical training of indigenous people at present carried out in Government institutions for service with Administration includes:

*Native Medical Assistants.*—A course of two years' duration. The syllabus covers physiology, first aid, hygiene and treatment of all common diseases with special emphasis on cases that should be transferred to hospitals. Training also includes the giving of intravenous and intramuscular injections.

*Native Medical Orderlies.*—Candidates are trained at all hospitals. The first two years consists of practical training. Courses of study are prescribed and examinations must be passed to progress through the subsequent three grades to qualify as orderlies. Laboratory, Dental and X-ray Assistants are trained individually. Theoretical work is interspersed with practical duties, and the syllabus of training and examination is prescribed by the Department of Health.

Post-qualification training is provided by the recall at regular intervals of aid-post personnel to hospitals for three months' refresher courses. Medical and health texts are now being standardized in English, *lingua franca* and vernaculars for use by students and medical personnel, and libraries are being established at all hospitals. These texts are chosen from among the 57 suitable books in an annotated study which emanated from the Health Department during the year and has been accepted by the South Pacific Commission for publication in the quarterly, *Pacific Reading*. At the close of the year 190 were attending these courses.

The number of graduates from the Native Medical Training Schools since 1948 is shown in the following table:—

	Graduates 1948-52.		Graduates 1952-53.	Total Graduates.	
	Male.	Female.	Male.	Male.	Female.
Rabaul .. .. .	189	12	54	243	12
Lae .. .. .	171	11	51	222	11
Wewak .. .. .	123	6	8	131	6
Goroka .. .. .	36	..	13	49	..
Mt. Hagen .. .. .	61	..	24	85	..
	580	29	150	730	29

*Non-indigenous Personnel.*—Opportunities for post-graduate study are available and prospective Administration Senior Medical Officers are required to obtain a Diploma in Public Health and Tropical Medicine, and facilities for taking the course are offered to all Medical Officers as soon as possible after their first two-year tour of duty in the Territory.



One European Medical Assistant is doing post-graduate work in T.B. nursing, another has completed a course of training as an X-ray technician, and a third has been given facilities in the Territory for the practical work to complete an approved correspondence course in radiography.

It is intended as soon as staff permits to organize courses and conferences for medical personnel, some of which will be held at the School of Malaria Control at Minj, Western Highlands District.

*Training at Mission Institutions.*—The Methodist Overseas Mission (New Ireland) and the Roman Catholic Mission (Vunapope) are approved training centres and have undertaken the training of midwives and subordinate nurses for Department of Health diplomas. The course of training extends over a period of three to four years and includes hygiene, general nursing, midwifery, infant and maternal welfare and ante and post natal attention. The missions receive grants-in-aid from the Administration for this work.

Most of the larger mission hospitals provide training in hygiene and first-aid, particularly in connexion with social development work in villages. Training is also provided for medical orderlies for employment in mission institutions.

#### (g) NUTRITION.

The available evidence shows that the general level of nutrition of the indigenous population is low, and the diet is lacking in sufficient amounts of first-class protein. Malignant nutrition of infants (Kwashiorkor) has never been reliably reported, however. The Department of Agriculture, Stock and Fisheries is achieving improvements in local agriculture and diversification of food crops, and is actively assisting in the introduction of animal husbandry into the farming system for a source of protein and the promotion of good land use practices. The indigenous staple foods are yams, sweet potato, taro, bananas, sago and tapioca, of which yams and taro are the most nutritious. Sweet potato is particularly high in vitamins, especially in the yellow and orange varieties.

Tapioca, banana and sago have a low thiamin and protein content. Fortunately, in areas where sago is eaten as the staple food, fish is usually prevalent in the diet. Tapioca is not a popular food, and is mostly eaten when other foods are lacking.

Rice has not yet become a significant village food though local and imported rice is popular with employers as the ration staple because it has better keeping qualities and smaller bulk than the indigenous staples.

Pearled wheat is coming into use as a foodstuff item because of its lower cost and similarity to rice. As the true nutritive value of pearled wheat has not yet been finally determined, the same additives as for white rice are prescribed when it is used as a ration scale issue under the Native Labour Ordinance.


Wheatmeal is an imported food which also can be used as a staple, but it is generally used as a subsidiary food.

Since it is now compulsory to issue foodstuffs to the majority of employees, in accordance with the ration scales determined under the Native Labour Ordinance, white flour and bread form only a minor part of the diet of a very few people. Wherever bakeries are established they are encouraged to use wholemeal flours in the manufacture of bread.

The following table shows the food value of staple foods in the quantities for daily consumption as prescribed in the native labour ration scales:—

Food.	Amount.	Calories.	Protein.	Fat.	Calcium.	Iron.	Vitamins A.	Thiamin.	Ascorbic Acid.
			grms.	grms.	grms.	m. grms.	i. u.	m. grms.	m. grms.
Sweet potato	3½ lb.	2,352	14	..	0.235	10.97	28,000	2.03	490
	less 15% waste	2,000	12	..	0.2	9.33	*	1.73	413
Yam	3½ lb.	1,677	31	..	0.156	18.8	..	1.56	87
	less 15% waste	1,426	25	..	0.133	15.9	..	1.33	74
Taro	3½ lb.	2,293	22	..	0.611	15.7	209	1.56	97
	less 20% waste	1,829	17	..	0.489	12.5	134	1.25	77
Tapioca	3½ lb.	2,054	11	..	0.392	15.7	..	0.31	469
	less 15% waste	1,746	9	..	0.333	13.3	..	0.26	399
Banana, green	3½ lb.	2,226	20.1	..	0.109	7.8	527	0.78	490-156
	less 33% waste	1,492	13	..	0.084	5.2	350	0.52	308-105
Sago (dry)	1 lb.	1,663	0.4	..	0.044	4.4	..	..	..
Rice (brown)	1 lb.	1,550	24	7	0.048	9.6	..	1.34	..
Rice (white)	1 lb.	1,563	31	4	0.022	2.2	..	0.26	..
Wheatmeal	1 lb.	1,549	49	7	0.089	11.2	..	1.79	..

\* If coloured.



Native Medical Assistants being trained in theatre work.



Native hospital at Lae.



## CHAPTER 8.

## NARCOTIC DRUGS.

The manufacture, sale, exportation, importation, labelling and distribution of drugs and pharmaceuticals are governed by the provisions of the *Poisons and Dangerous Substances Ordinance* 1939, the *Dangerous Drugs Ordinance* 1927-1947, the *Arms, Liquor and Opium Prohibition Ordinance* 1921-1952 and the *Pharmacy Ordinance* 1939. The latter Ordinance provides for the registration of pharmaceutical chemists and the control of the practice of pharmacy. The following conventions relating to narcotics have been applied to the Territory:—

- (1) International Opium Convention, 1912.
- (2) International Convention relating to Dangerous Drugs with Protocol, 1925.
- (3) International Convention for Limiting the Manufacture and regulating the Distribution of Narcotic Drugs, 1931 and Protocol of 1948.

The inhabitants of the Territory are not addicted to the use of narcotic drugs.

The following quantities of opium and its derivatives and other dangerous substances were imported during the year under review and used solely for medicinal purposes:—

	Grammes.
Codein .. .. .	15
Morphine .. .. .	22
Cocain .. .. .	6
Diacetylmorphine (heroin) .. .. .	6
Pethidine (analgesic) .. .. .	393
Physeptone (analgesic) .. .. .	28

The importation of heroin is now prohibited for all purposes.

## CHAPTER 9.

## DRUGS.

The manufacture, sale, exportation, importation, labelling and distribution of drugs and pharmaceuticals are governed by the legislation referred to in preceding Chapter.

## CHAPTER 10.

## ALCOHOL AND SPIRITS.

*Legislation.*

The *Excise (Beer) Ordinance* 1952 provides for the licensing of brewers and prescribes the conditions to be observed in the brewing of beer, and provisions for the regulation of the sale, supply and disposal of fermented and spirituous liquor are contained in the *Liquor Ordinance* 1931-1938.

The sale of any kind of alcoholic liquor is subject to licence and a Licensing Commissioner hears and determines all applications for licences and deals with all matters concerning the renewal, transfer, removal of licences, &c. The distillation or manufacture of alcoholic liquor is forbidden except on licence or permit from the Administrator.

Under the provisions of the *Arms, Liquor and Opium Prohibition Ordinance* 1921-1952 and the Native Administration Regulations it is an offence to supply intoxicating liquor to an indigenous person or for an indigenous person to drink or have intoxicating liquor in his possession. There are no indigenous alcoholic beverages and it is in their interests that the sale or supply of liquor to them is prohibited.

## TYPES AND QUANTITIES OF LIQUOR IMPORTED.

Item.	1950-51.	1951-52.	1952-53.
	Imp. gals.	Imp. gals.	Imp. gals.
Ale, beer, stout, cider, &c. .. .. .	261,124	342,529	314,252
Spirits—			
Brandy .. .. .	2,076	2,002	1,737
Gin .. .. .	3,035	3,889	2,205
Whisky .. .. .	6,957	7,643	8,492
Rum .. .. .	13,221	19,974	11,139
Other Spirits .. .. .	926	1,104	771
Wines—			
Sparkling .. .. .	438	694	519
Other .. .. .	3,494	4,637	2,519
Sacramental .. .. .	1,629	632	1,087
	292,900	383,104	342,771

*Import Duties.*

The following import duties are levied on alcoholic liquors:—

- (a) *Ales, beers, &c.*—
  - (1) 5s. per gallon.
  - (2) for corresponding non-alcoholic beverages, 2s. 6d. per gallon.
- (b) *Spirituous Liquors*—
  - (1) potable spirits, including liquors, not exceeding the strength of proof, 49s. per gallon.
  - (2) exceeding the strength of proof, 56s. per proof gallon, plus 10 per cent. surcharge.
- (c) *Wines*—
  - (1) Sparkling, 30s. per gallon.
  - (2) Still—
    - (i) Containing less than 27 per cent. of proof spirit, 7s. per gallon plus 10 per cent. surcharge.
    - (ii) Including medicated and Vermouth, 12s. 6d. per gallon, plus 10 per cent. surcharge.
  - (3) Unfermented grape, ad valorem 10 per cent., plus 10 per cent. surcharge.
  - (4) Other than grape including saki and samshu—
    - (i) not exceeding the strength of proof, 39s. per gallon plus 10 per cent. surcharge.
    - (ii) exceeding the strength of proof, 56s. per proof gallon plus 10 per cent. surcharge.
  - (5) For sacramental purposes—50 per cent. of the specified appropriate duty rate plus 10 per cent. surcharge.

## CHAPTER 11.

## HOUSING AND TOWN AND COUNTRY PLANNING.

*Legislation.*

Legislation affecting housing and town and country planning is contained in the following Ordinances:—

- (a) The *Town Planning Ordinance 1952*, which provides for the setting up of a Town Planning Board and for the orderly development of towns, including zoning.
- (b) The *Building Regulations*, which prescribe the standard of buildings and construction and provide for a Building Board to be constituted for each of the towns in the Territory and the appointment of Building Inspectors.

*Housing Conditions.*

The provisions of the Town Planning Ordinance and Building Regulations apply to towns only, but buildings erected by non-natives in rural areas usually comply fairly closely with the standard required in towns.

In the rural areas the indigenous people still build traditional type houses from materials available locally and the design and construction, which varies throughout the Territory, is influenced by climate, location and the building materials available. In areas adjacent to long established European settlements, however, there is evidence of a desire to improve the standards of housing resulting in part from new needs induced by economic prosperity and from the advice of Administration officers on design, methods of construction and the layout of villages. Workers and trainees in the building trade are prominent in producing better types of houses on return to their villages.

The Native Labour Ordinance and Regulations thereunder prescribe the minimum standard of housing for workers.

*Town Planning.*

The following work has been carried out during the year:—

- Goroka: Survey completed and township proclaimed.
- Wewak: Survey completed, former business allotments established and new design prepared for residential area.
- Rabaul: Zoning plan adopted and a survey of residential, business and industrial sites is proceeding.
- Madang: Four light industrial sites surveyed.
- Lae: Residential area surveyed.
- Kavieng: Progress has been made in re-establishing former allotments.

The following table shows the number and types of leases offered by tender during the year:—

Town.	Residence Outside Town Area.	Residence.	Business.	Industrial.	Light Industrial.	Slip-sites.	Total.
Lae .. .. .	4	19	34	..	22	..	79
Madang .. .. .	..	..	22	..	..	..	22
Rabaul .. .. .	..	5	6	7	..	1	19
Goroka .. .. .	..	29	18	..	..	..	47
Wau .. .. .	..	8	5	..	..	..	13
Kavieng .. .. .	..	..	..	..	..	1	1
	4	61	85	7	22	2	181

In towns the shortage of houses is still a problem and, in an effort to improve the position, a housing loan scheme has been introduced which provides for the granting of financial assistance with an upper limit of £2,000 towards the cost of purchasing, erecting or enlarging a dwelling house or of discharging a mortgage.

## CHAPTER 12.

### PROSTITUTION.

There is no problem in respect of prostitution and brothel-keeping and as traffic in persons for such purposes as prostitution is non-existent in the Territory, legislative or administrative measures are not necessary.

Measures for the prevention and treatment of venereal disease have been dealt with in Chapter 7, Part VII. of this Report.

## CHAPTER 13.

### PENAL ORGANIZATION.

#### *Extent and Nature and Factors Responsible for Crime.*

There are no special factors responsible for crime in the Territory and taking the Territory as a whole the incidence of crime is low.

#### *Departmental Organization.*

The administration of prisons is one of the functions of the Police and Prisons Branch, under the direction of the Chief Inspector of Prisons. District Commissioners are, by virtue of their office, head gaolers of the prisons which are situated in their districts, except within the towns of Rabaul and Lae where special appointments are made. Gaolers and warders are drawn from the Papua and New Guinea Constabulary.

Prisoners are classified in the following classes on their admission to a prison:—

- (i) First Class.—Prisoners awaiting trial or under examination.
- (ii) Second Class.—Debtors and persons in prison for contempt of court or for failing to give security to keep the peace or be on good behaviour.
- (iii) Third Class.—First offenders other than those of the Second Class, who, at the date of conviction, were under the age of 21 years.
- (iv) Fourth Class.—First offenders, other than those of the Second and Third Classes, under sentence of imprisonment for eighteen months or less.
- (v) Fifth Class.—Prisoners, other than those of the Second and Third Classes, who have been previously convicted or whose sentence on first conviction exceeds eighteen months.

#### *Conditions of Prison Labour.*

Punishments which may be inflicted under the laws of the Territory include imprisonment with or without hard labour and either sentence may be passed for the whole period of imprisonment.

The hours of work for prisoners sentenced to hard labour are prescribed by the Prisons Regulations, and prisoners may be employed both inside and outside the prison. Prisoners who are employed outside a prison are always under the control of warders and work is carried out only for public authorities and the Administration.

A prisoner sentenced to imprisonment without hard labour performs light duties within the prison at such hours as the head gaoler directs but not exceeding eight hours a day.

### *Prison Legislation.*

The *Prisons Ordinance 1923-1938* and *Prisons Regulations* provide for the organization, discipline, powers and duties of prison officers and for all matters connected with the administration of prisoners; and for the admission, custody and removal, discipline and discharge of prisoners. They also prescribe the functions of visiting justices, visiting medical officers and chaplains.

Prisoners, other than those convicted before the Supreme Court, must be committed to the nearest prison to serve any sentence imposed.

The Supreme Court has authority to commit a prisoner to any prison in the Territory and long-term prisoners may be transferred to central prisons for more effective supervision and planned training. Central prisoners are located at Lae, Oomsis and Wau (Morobe District), Rabaul (New Britain District), Goroka (Eastern Highlands District), Wewak (Sepik District), Lorengau (Manus District), Kavieng (New Ireland District) and Sohano (Bougainville District).

Separate quarters beyond the walls of the main compound of each prison are provided for the exclusive use of female prisoners.

All prisons have their own aid posts and sick bays and are visited regularly by Medical Officers. When adequate treatment cannot be given in prison, sick prisoners are removed to an Administration hospital for treatment.

District Commissioners are appointed visiting justices and the Judges of the Supreme Court and the Director of District Services and Native Affairs are *ex officio* visiting justices for all prisons in the Territory.

Visiting justices are empowered to visit prisons at any time of the day or night; to have access to all parts of a prison and to all prisoners and to inspect all books and obtain any required information. No prison official shall be present at any interview of a prisoner by a visiting justice.

Breaches of prison discipline are tried by a visiting justice or the Head Gaoler, but if tried by the Head Gaoler the trial is subject to review by a visiting justice. Penalties which may be imposed on conviction for a prison offence are—

- (1) Reduced diet for not more than fourteen days and then for not more than a continuous period of four days at any one time.
- (2) Pack drill under specified conditions.
- (3) If the commission of any prison offence has been, in the opinion of the visiting justice, attended with circumstances of aggravation owing either to its repetition or otherwise, he may sentence the offender to be imprisoned with or without hard labour for any period not exceeding two months. Such sentence is cumulative with any sentence the prisoner is serving at the time.

No real problem of after care of indigenous prisoners exists as they usually return to their villages and vocations with an outlook broadened by the new ideas gained by their contact with Europeans and natives from other parts of the Territory. Asians are usually re-assimilated into their own communities; and Europeans are either removed to a prison in Australia or they leave the Territory of their own accord after release if they feel unable to resume their former way of life.

### *Juvenile Offenders.*

The number of juvenile offenders convicted in the Territory is very small. Any prisoner known or believed to be less than eighteen years of age is classified as a juvenile offender and, as such, is segregated from adult prisoners, given separate opportunities for corrective instruction and general improvement. Special steps are always taken to see that such segregation does not have the effect of putting the juvenile offender into solitary confinement. Arrangements are made through the Department of Education for juvenile offenders to be given special instruction in general education and practical training.

## **PART VIII.—EDUCATIONAL ADVANCEMENT.**

### **CHAPTER I.**

#### **GENERAL EDUCATIONAL SYSTEM.**

##### *Legislation and Policy.*

Education is covered by the *Education Ordinance 1922-1938* of the Territory of New Guinea. The *Education Ordinance 1952* of the Territory of Papua and New Guinea has been passed but has not yet commenced in its entirety, although certain features of it are in operation. There is also provision in the *Native Village Councils Ordinance 1949-1952* for the establishing of schools by councils, and some of these have already been established. The *Native Apprenticeship Ordinance 1951-1952* commenced on 21st August, 1952, and provides for training and for examinations.

The basic provision of the *Education Ordinance* 1952 is that the control and direction of secular education in the Territory is the responsibility of the Administration. This Ordinance—

- (1) provides for the setting up of schools, pre-school centres, &c., by the Administrator;
- (2) allows the establishment of schools by native authorities, subject to the approval of the Administrator;
- (3) provides for the compulsory registration or recognition of all schools conducted by educational agencies other than the Administration;
- (4) provides for grants to be made by the Administration to missions or other educational agencies;
- (5) provides that the Administrator may declare that attendance of children in specified places is compulsory;
- (6) allows the Director of Education to determine the language or languages used in schools;
- (7) provides for the setting up of an Education Advisory Board to advise on educational matters, consisting of the Director of Education, four members appointed by the Administrator to represent the Missions and other educational agencies of the Territory, and such other members, not exceeding four in number, as the Administrator appoints;
- (8) provides for the setting up of District Education Committees, appointed by the Administrator, and composed of not more than five members, of whom at least one shall be a Mission representative.

Education is controlled by the Administration with the Missions playing an important part. The aim of the Education Department is to extend educational facilities to all the people of the Territory, both children and adults.

Education is essentially practical and related to the life and needs of the community. It is aimed to make the school the centre of community interests and of all efforts to improve the social and economic conditions of the people. There is a strong emphasis on training in manual skills and in agriculture, and close liaison is maintained with the Department of Agriculture, Stock and Fisheries, the Department of District Services and Native Affairs, and the Department of Health.

In particular, educational policy is directed towards the preservation of the valuable elements of indigenous society and towards helping the native people to become adjusted to the changes that are resulting from the impact of influences on the Territory from outside cultures.

A further aim of education is universal literacy throughout the Territory, and the extension of the use of English as an eventual *lingua franca*.

The indigenous inhabitants have the right to set up schools through their village councils. There is no legal barrier to an indigenous inhabitant being appointed to the Education Advisory Board or to the District Education Committees. When the advancing educational standard of the indigenous people permits, it is envisaged that they will play a part in these bodies.

#### *Departmental Organization.*

The Education Department is divided into five divisions—

- (1) Head-quarters Division.
- (2) General Division.
- (3) Technical (Industrial) Training Division.
- (4) Special Services Division.
- (5) Female Education Division.

The General Division, as well as being responsible for the organization and supervision of all non-technical schools, provides for pre-vocational training and higher education of a non-technical nature, including teacher-training. Primary schools for Europeans, Asians, natives and part-natives, conducted by the Administration and by the Missions, come within the scope of the General Division. It also acts as the examining authority for native clerical workers for the Administration and supervises examinations held in the Territory in connexion with Australian or overseas courses for Europeans.

The Technical Division is responsible for—

- (i) Technical training centres, at which students are trained for employment or independent practice of trade.
- (ii) Liaison with the General Division in respect of manual training annexes, at which instruction is given in crafts involving the use of hand-tools and such equipment and materials as may usually be available to indigenous people in their village life.



(iii) Liaison with the General, Special Services, and Female Education Divisions in regard to the encouragement of indigenous craft work.

(iv) Fostering vocational guidance and the planning of the Native Apprenticeship Scheme.

The Special Services Division provides for certain special aspects of education not normally regarded as falling within the General and Technical fields, though drawn on by both. It includes physical education, games, scouting, visual education, broadcasting, publications, arts and handicrafts, community development and cultural interests, music, a curriculum and research section including linguistics, applied psychology and anthropology, and equipment and records.

The Female Education Division organizes women's centres for domestic, health and agricultural education, in addition to girls' schools, and supervises native female teachers and students in those schools.

A general summary of Administration schools at 30th June, 1953, is as follows:—

Type of School.	Number of Schools.	Number of Pupils.
Primary—		
European .. .. .	9	326
Asian .. .. .	4	298
Part Native .. .. .	2	65
Native Area Schools .. .. .	11	690
Other Native Primary Schools .. .. .	41	2,096
Total Primary .. .. .	67	3,475
Secondary and Higher Education—		
Central .. .. .	6	394
Secondary, Teacher-Training and Manual Training	3	80
Total Secondary and Higher .. .. .	9	474
Total All Administration Schools .. .. .	76	3,949

The number of teachers employed in Administration schools was—European 50, native 150, Asian seven, part native one, making a total of 208. These figures represent an increase of seven schools, 192 pupils and eight teachers over the 1951-52 totals. The total of European schools remained unchanged at nine, but there was an increase in enrolment of 54, mainly at Lae, Wau and Lombrum.

There are twelve fewer Asian students, mainly because an additional 39 left for education in Australia. The first pupil to attain secondary standard at the Asian School, Kavieng, was transferred to the Asian School, Rabaul, where secondary classes are provided.

There was an increase of 145 in enrolment at native Administration schools. Six new schools were established and the Central School at Boram was transferred to Brandi, 4 miles distant, where there are facilities for rural interest. There is now an Administration school in every district.

There are no private boards concerned with education in the Territory.

The *Education Ordinance* 1952, provides for an Education Advisory Board and also for district education committees, the composition of which is given above in the details of the Ordinance. The Education Advisory Board is already functioning.

A number of schools has been established in association with village councils, and a considerable amount of educational work is carried out by the religious missions in the Territory. Mission activity for the main part centres in the village vernacular schools, but also includes Intermediate and higher training schools.

School inspection is covered by the Head-quarters Division of the Department of Education, much of this work being carried out by district education officers.

Liaison is maintained between the Administration and the Missions by conferences, by inspections of mission schools and visits by district education officers and more senior Head-quarters officers, by the conditions under which subsidies are granted, and by the issue of syllabi by the Department of Education in order to ensure uniform standards of attainment. In November, 1952, a joint conference was held between the Missions and the Administration which resulted in valuable discussions on educational matters, and at which a pattern of very close co-operation was evolved. With the co-operation and advice of the Missions, the Department of Education completed during the year the compilation of a syllabus in ethics and morals.

*Plans and Programmes.*

In general terms the plans and programmes of the Administration cover the following:—

- (1) The increasing of the numbers and the improvement of the standard of indigenous teachers.
- (2) The extension of facilities for secondary education and technical training.
- (3) The development of vernaculars as teaching media.
- (4) The increased use of such media as films, radio, &c.
- (5) Continued assistance to Missions.
- (6) The carrying out of projects aimed at organized community living.
- (7) An increasingly rural bias in education.

The year 1952-53 has been marked by modest progress in all branches of activity.

The question of improved teaching standards and increasing numbers is dealt with below in the section on teachers.

A rapid increase in numbers is expected in secondary and higher education. Facilities in Australia will be used as well as those in the Territory. Staff has been posted to Lae for the preparation of the site and the erection of buildings for a technical training centre. This centre will ultimately give instruction to pre-apprenticeship trainees and apprentices. Initially instruction will be given in carpentry and motor mechanics. Theoretical and practical "on the job" training was continued at other centres, viz., Malaguna, Kerevat, Vunamami, Buin, Brandi, Dregerhafen and the Tavui Native Education Centre for Girls.

The Native Apprenticeship Ordinance came into operation on 21st August, 1952. The purpose of the Apprenticeship Ordinance is to provide for the regulation of trade apprenticeships under agreement between employers and persons approved as guardians of the apprentice. It is designed for application only in cases of apprenticeship of the indigenous inhabitants of the Territory.

A Board has been appointed under the Ordinance to administer the apprenticeship scheme. For this purpose it has a number of wide supervisory and executive powers.

Apprenticeship agreements may be made for a term not exceeding five years and where, before entering into an agreement, a native has been under instruction in a trade, the Board has authority to determine the period of instruction to be counted as portion of the term of the agreement.

Trainees for full-time courses in trade subjects in technical schools will be recruited from students who have reached Grade VIII. at a central school with special consideration given to those who have demonstrated particular aptitudes in manual training. The period of training is for three years and will be taken into account in post school training under an apprenticeship agreement. The other two years will be completed with an approved industrial organization. A student who satisfactorily completes a course under apprenticeship will be issued with a territorial craftsman certificate.

The present members of the Apprenticeship Board consist of the Director of Education (chairman); the officer in charge of the Technical Division of the Department of Education and the Divisional Engineer (Posts and Telegraphs) as Administration members, together with two private members. The Board held two meetings during the year.

The year was marked by the inauguration of a programme of planned research into indigenous languages and their use in education. The printing of Dr. A. Capell's *Methods and Materials for Recording of Papuan and New Guinea Languages*, was arranged by the Department of Education, which also handled a limited distribution of this work. In this connexion a linguistics and literacy officer is working in liaison with Administration officials, Missions, and others interested in indigenous languages.

A detailed questionnaire on languages was sent to all field staff of the Department of District Services and Native Affairs to obtain information on the extent and number of speakers of languages of the Territory, together with an estimate of their intelligibility to speakers of adjacent languages.

A good proportion of these have been completed and returned. The information obtained is being incorporated into the general index and map of New Guinea languages prepared earlier in the year by the Linguistics Officer, and will supplement the material resulting from language surveys previously undertaken by Dr. A. Capell, Reader in Oceanic Languages in the University of Sydney. The principal value of such work to the Administration lies in the basis it gives for the selection of area or regional languages and the adoption of a uniform orthography for these.

News and information services to the native people were extended through the year by a wider distribution of educational publications. Visual education services were increased, and a greater range of broadcast programmes was provided. Educational projects related to organized community development have been continued throughout the year. Details are provided in the section on "Adult and Community Education".

A definite trend throughout the year has been the provision of a strong rural bias in the programmes of central schools and at the two secondary education centres at Kerevat and Dregerhafen.

*Non-governmental Schools.*

The Education Ordinance provides that schools shall not be established by any organization or individual without the registration or recognition of the Director of Education. Recognition of a school is subject to the Director being satisfied that the school is to be conducted by a suitable person or by a properly constituted organization, that support for the school is reasonably assured, and that a reasonable standard of instruction in secular subjects will be maintained. Registration of a school is dependent additionally on the suitability of the curriculum, the number and qualifications of the teachers, and such features of school hygiene as playground space and seating accommodation. The existence of recognized schools as well as registered schools is designed to allow for schools of a lower standard, which must necessarily continue to be part of the Territory's educational system for some time to come.

The land and buildings for council schools are provided by the councils. Educationally, the schools are controlled by the Administration. The extent of responsibility of the council varies as far as maintenance of buildings and payment of teachers is concerned, being decided on the particular circumstances of each case.

Mission organizations are assisted in their educational work by supplies of basic educational equipment and subsidies from the Administration. These subsidies totalled £50,474 in 1952-53, as compared with £48,879 during 1951-52. The grants were made on the following basis:—

- (1) For approved European Specialist Staff. Grants-in-aid for approved European staff are made as shown below (provided that each individual is approved by the Director of Education and on the recommendation of the Mission concerned, to carry out the particular office for which the grant is made and has, in fact, carried it out to the satisfaction of the Mission and the Department of Education for the full period in respect of which certification is made)—

- (i) Education Liaison Officer, male £500 per annum, female £430 per annum.
- (ii) Master or mistress of method, male £450 per annum, female £400 per annum.
- (iii) English (language), master or mistress, male £450 per annum, female £400 per annum.
- (iv) Technical instructor, male £450 per annum.
- (v) Woman kindergarten teacher, domestic interests for girls and women, £400 per annum.
- (vi) Woman teacher, specialist in kindergarten and junior school methods, £400 per annum.

*Pro rata* payments are made wherever considered necessary.

- (2) Grants in respect of types of school and attendance thereat.

These grants are calculated on a unit basis, each unit to consist of 50 pupils or students in regular attendance. The grants are as follows:—

- (a) Village schools, per unit per annum—£10.
- (b) Intermediate schools (non-boarding), per unit per annum—£20.
- (c) Intermediate schools (boarding), per unit per annum—£60.
- (d) Higher training institution (boarding), per unit per annum—£100.

Particulars of Mission schools are as follows:—

Type of School.	Number of Pupils.	Number of Schools.
Non-Indigenous—		
European .. .. .	*	1
Asian .. .. .	357	2
Part native .. .. .	153	4
Indigenous—		
Village school .. .. .	72,282	2,471
Intermediate .. .. .	8,630	142
Technical .. .. .	105	23
Higher Training Institution .. .. .	1,979	
Total Pupils and Schools .. .. .	83,506	2,643

\* Particulars not available.

These figures show an increase over the 1951-52 figures of 69 village schools, 16 intermediate, one Asian and two part-native schools. Owing to a reclassification of standards the number of higher training establishments was reduced by five, and these were reclassified as intermediate schools. The number of pupils represents a decline of 7,883.

The number of teachers in Mission schools was as follows:—European 229, native 2,887, Asian 5, making a total of 3,121. These figures show an increase over 1951-52 figures of 24 European teachers and a decline of 156 and 8 respectively in respect of native and other teachers. This decline follows from the application by the Missions of higher standards for their teachers, but additional teachers are being trained.

#### *Basis of Establishment of Schools.*

At the present stage the Administration is maintaining separate schools for native and for European children and, where the numbers warrant this, schools for Asian and for part-native children. This provision is necessitated by the great difference of cultural and educational background of these groups.

#### *Religious Instruction.*

The teaching of religion in schools conducted by the Missions or by voluntary educational agencies is not restricted. Ministers of religion and authorized laymen are permitted free entry into Administration schools for the purpose of giving religious instruction, but attendance of pupils at this instruction is dependent on the agreement of the parents.

#### *Information about United Nations.*

In schools knowledge of the United Nations is spread through the social studies syllabus. Small booklets are made available to libraries, but there is a general shortage of literature simple enough to meet the demands of barely literate people. The need actually is for filmstrips on the work of the United Nations and the Specialized Agencies.

#### *Compulsory Education.*

Provision is made by the *Education Ordinance 1952*, that attendance at schools may be declared compulsory in specified areas. It is anticipated that this provision will be applied in certain more advanced areas, but in many parts of the Territory this would at present be impracticable as it could have disintegrating effects on the existing indigenous social system. In areas not yet brought under control, school attendance is, of course, out of the question.

#### *School Fees.*

Education is free at all stages to both boys and girls, and in both Administration and Mission schools.

#### *Girls' Education.*

Education for girls differs to the extent that manual instruction for boys may be replaced by domestic training for girls. Education for girls is not looked on by the indigenous people as being as essential as for boys, and they are somewhat less willing for girls to be sent to boarding institutions.

#### *Scholarships.*

Higher education for indigenous children is provided free, and there is no charge for the use of school books and materials. Transport and accommodation are provided at Administration expense where necessary.

Since there is no European secondary school in the Territory, there is provision for Administration assistance to make it possible for parents to send their children to Australia for secondary education. This was extended in respect of 161 children during the year, and consisted of a grant of £115 per child, together with one free return air passage. In addition, free correspondence tuition was arranged for 110 European pupils in the Territory.

There are several scholarships available for European children—

- (a) The Renton Scholarship, valued at £50 a year for six years for a pupil of an Administration school proceeding to Australia for secondary education.
- (b) the Cromie Scholarship, valued at £50 a year, to assist a pupil proceeding to Australia for secondary education.
- (c) two anonymously donated scholarships, known as "A.V.M." scholarships, valued at £50 a year for five years, for which there is a pre-requisite of two years' residence in the Territory.

#### *School Buildings.*

Six new schools for indigenous children were provided during the last year at Dagua, Mount Hagen, Malaguna, Mengen, Djaul, and Mandok. A new European school building was erected at Lae and extensions are being completed and work on the technical training centre has commenced.

#### *Text-books.*

Text-books in English and in the vernacular have been distributed during the year. The Oxford and Longman's English Reader series are the officially prescribed readers.

In vernacular publications, the texts of Kaunua readers Nos. 1 and 2 have been edited and prepared for publication. The text of a supplementary reader "Some of our People" is awaiting publication. A further supplementary reader is now being illustrated by the Publications Officer and will shortly be available for publication. The Kaunua readers are used extensively in the Gazelle Peninsula area.

Libraries are maintained at a number of education centres, and are available for the use of both adults and children. Details of library services are provided in the section on "Adult and Community Education".

#### *Youth Organizations.*

The Boy Scout and Girl Guide movements, embracing all sections of the community, have expanded during the year. In one form or another they are now to be found in every main centre of the Territory and are developing at many other localities. Impetus has been given by visits from overseas officials of the two movements and by the representation of the Territory by 40 scouts at the Pan-Pacific Scout Jamboree held in Sydney during January, 1953. In June, 1953, Scout Training Commissioner Masters, from Townsville, Queensland, visited the Territory in connexion with the training of Boy Scout leaders.

## CHAPTER 2.

### PRIMARY SCHOOLS.

#### *Structure and Organization.*

The primary section of indigenous education in the Territory extends over eight years.

The first four years are covered by village vernacular schools, which are generally conducted by the Missions, although some have been set up in conjunction with Village Councils and in several instances the Administration has established village schools for particular reasons.

The following four years, which cover Standards II. to V., are spent in village higher schools, area schools, station schools, or native authority schools. These are conducted by both Missions and Administration.

Primary schools for European children follow generally the pattern of the primary schools of the Australian State Departments of Education, as European children normally proceed to secondary education on the mainland. Schools for Asian and part-native children follow similar lines, with necessary adaptation for local conditions and for the differing backgrounds of the groups of children concerned.

#### *Policy.*

The basic policy of primary education for the indigenous people is to provide an education that is closely related to the lives of the people and that will prepare them for the changes resulting from European contact. Every effort is made to prevent the breaking-up of the indigenous culture, and as the result of extensive explanation, the people now generally realize that a village-centred school system is best adapted to their needs.

There is a strong rural bias in all these schools. Gardens are maintained, and nature study is stressed so that the students will be led to an understanding of natural phenomena.

One of the main aims is the teaching of English. Although the Missions in general aim at making the people literate in their own language, they provide the reading and writing of English in the fourth year of the village vernacular school, and in the preceding three years use a conversational approach to the teaching of English.

In village higher schools, English is the approved medium of instruction, although some still use the vernacular. In such cases, English is taught as a subject throughout.


#### *Curriculum.*

There is a certain amount of variation in the courses provided by the schools which cover Grades II. to V., the village higher schools, area schools and station schools.

The village higher schools are conducted by native teachers and generally follow the syllabus fairly closely.

Area schools serve a number of villages belonging to a single cultural and linguistic group and are associated with what are known as area education centres. Each is in charge of a European, and is designed not only for the instruction of children, but also to provide a stimulus to the adult community in connexion with health, nutrition and elementary agriculture. A definite correlation is established between the curriculum and any local interests and community development programmes. Further, large subsistence gardens are maintained wherever possible, for agricultural instruction and also in an attempt to make these centres self-supporting.

Station schools operate at the same level of instruction as village higher schools. They are in charge of native teachers and serve children and adults resident at government stations. Since they do not exist in the normal village setting, they may lack the normal rural bias of the village higher school, but they serve a very useful purpose.



Students' Central School, Madang.



United Nations Day Celebrations at an Administration School, New Ireland District.



*Ages of Pupils.*

Pupils normally enter the village vernacular schools at five or six years of age and remain for four years. The age of children at village higher schools and area schools ranges generally from ten to thirteen years.

*Attendance.*

The failure of many children to proceed to education beyond the village vernacular school level can be attributed to the diversity of standards of social advancement, the limited contact with Europeans in many areas, the shortage of trained teachers and of school accommodation, and the fact that further education involves greater disturbance of traditional life.

## CHAPTER 3.

## SECONDARY SCHOOLS.

*Structure and Organization.*

Secondary education is not provided for European children in the Territory, although a European boarding high school has now been planned in detail. There are facilities for secondary education for Asian students at the Administration Asiau school at Rabaul, and more advanced students are admitted to schools in the Australian mainland States.

Secondary education for the indigenous people is covered by—

- (a) Higher elementary education—Manual training central schools for boys, and domestic training central schools for girls, both providing two-year general courses and an additional one-year course for pupils completing their education at this stage.
- (b) Technical training centres and pre-vocational higher training centres, providing two-year courses. There are two of these established, at Kerevat and Dregerhafen.

*Policy.*

Secondary and higher education is to be made available to all students who qualify to progress to higher standards but advantage of this can only be taken by those who have a sound primary education and a good knowledge of the English language.

The secondary education objective is to be achieved by using the facilities available both in the Territory and in the Commonwealth of Australia.

The number of students fitted to undertake secondary education for the next few years will be very small, but a fairly rapid advancement in the totals can be anticipated.

*Curriculum.*

As in the case of primary education, there is a strong rural bias, and the nature study of primary schools is extended to the more specific field of botany, zoology, meteorology, &c.

Manual arts are recognized as also being of great importance, and it is intended that each central school shall have a manual training annexe. This is important both to prepare those with the requisite aptitude for more formal technical training and ultimately for apprenticeship courses, and also to assist those whose education will not continue beyond this level and whose future will be associated with the life and economy of the village.

Central schools necessarily have a limited number of students, as they are of a higher standard than primary schools and provide for a more intensive study of English. By their nature they are generally residential.

During the year a boarding school was opened for girls at Dregerhafen. There are 30 pupils, a staff of two native assistants, a native matron, and a female education officer in charge. The girls' school at Raluana, near Rahaul, will shortly be replaced by a central school taking in boarding students from all the village higher schools of the Rabaul District.

There is provision for manual training for boys at some schools, and the syllabus in operation at all Administration and Mission schools where adolescent girls are being instructed, sets out a course of instruction in nutrition, cooking, home management and laundry.

The early extension and raising of the standard of technical education have been carefully planned by the recently appointed officer in charge of the Technical Education Division. The promulgation of the Native Apprenticeship Ordinance makes it essential to have special training facilities as part of the apprenticeship arrangements. Plans include provision for three full-scale technical colleges, drawing in students at central school (early secondary) level and fully equipped to provide the essential teaching for qualification as competent technicians and artisans.

*Ages of Pupils.*

Pupils generally proceed to central schools at the age of thirteen years and upwards, and after the two-year course proceed to the technical training centres and pre-vocational higher training centres, which provide generally for pupils aged fifteen to seventeen years plus.



*Attendance.*

The disparity in attendance at primary schools and at secondary schools is a result of the cultural background of the majority of the indigenous people, and the extension of secondary education is dependent on the provision of a more intensive background of primary education.

## CHAPTER 4.

## INSTITUTIONS OF HIGHER EDUCATION.

*Facilities Available.*

There are no universities in the Territory and some years must elapse before their existence could be justified.

Higher training centres are maintained by the Administration and the Missions, providing three-year courses. In each of these centres, there is a group doing a course of pre-vocational training, preparatory to a teacher-training course or a course in medicine, and other skills. These courses, like all other education in the Territory, are provided free.

Facilities for technical training have up to the present not been extensive. There is a technical training centre at Malaguna, near Rabaul, but it has not been able to work at the desired level. There are manual training annexes at one or two of the central schools, and a special education centre at Buin in which the local aptitude for cane and basket-ware crafts is tied in with the programme of scholastic teaching. These are all regarded as experiments from which something may be learnt for wider application in the educational system in the future.

The only barrier to undertaking higher study outside the Territory is the fact that the vast majority of the indigenous people have not yet reached the necessary educational standard.

Reference is made in Chapter 7, Part VII., of this Report (Public Health) to the fact that two students are now being prepared to undertake studies leading to the attainment of academic medical qualifications.

Others are to attend the Central Medical School, Suva, and courses within the Territory for assistant medical practitioners, for pathological and laboratory technicians, and for hospital attendants (male nurses).

In other directions, however, the educational field is being widened to enable students to acquire proper qualification for employment in specialized capacities such as agriculturalists, patrol, forest and police officers with the Administration and as circumstances require it, to obtain higher supplementary training in those callings.

Emphasis is also being placed on subjects to give a proper comprehension and training for participation by indigenous people in commercial pursuits, including employment with the commercial and savings banks. It is worthy of note that the Commonwealth Bank of Australia has already advocated the training of clerks at secondary school standard to deal with native business in its branches in the Territory.

The stage of development of the Territory is such that there is no provision for carrying out basic research at these institutions.

## CHAPTER 5.

## OTHER SCHOOLS.

There are now seven European pre-school play centres in the Territory, located at Rabaul, Wewak, Madang, Wau, Bulolo, Goroka and Lae. All receive a subsidy from the Administration and are given advice and guidance by the Department of Education. Liaison is maintained with the Australian Association for Pre-School Child Development and similar bodies, from which most valuable documentation has been obtained.

Special schools are maintained to train native medical assistants and office-holders in co-operatives. Professional and vocational trainees receive special pre-vocational training at such centres as Dregerhafen and Kerevat, where the pre-vocational facilities are provided essentially for those proceeding to the vocational course. The plans for full-scale technical colleges, operating from central school level, have been mentioned above.


English is the approved language of instruction in these centres.

## CHAPTER 6.


## TEACHERS.

*Professional Qualifications.*

European teachers in Administration schools are generally trained and certificated teachers from Australian State Departments of Education. Indigenous teachers in Administration schools are trained at one of the two education centres, and on graduation are given provisional teachers' certificates.



Native student learning boot repairing, Administration Technical School.



Motor Mechanics' class, Administration Technical School.



Teachers employed by the Missions vary in their qualifications. The existence of Administration grants to approved European mission teaching staff ensures that many are highly qualified. Indigenous teachers employed by the Missions vary greatly in standard—some are fully trained teachers, others are primarily village pastors or teacher-catechists.

The shortage of properly trained teachers is one of the major problems confronting the programme of educational advancement.

#### *Recruitment and Supply.*

European teachers normally are recruited in Australia, and considerable selectivity is possible. Early in 1954 a group of ten cadet education officers will commence training in Australia prior to taking up duty in the Territory, and this system of cadetships will be expanded to meet a large proportion of future staff requirements. Nine other newly recruited trained teachers are now in Australia for specialized instruction and training before assignment to schools.

Twelve indigenous teachers graduated from the training institutions at Kerevat in December, 1952. There was no output from the institution at Dregerhafen, as the students there have not yet completed the necessary pre-vocational course. Owing to an increase in length of the general school course there will be no graduates from either institution in December, 1953, but it is felt that the resultant improvement in quality will be preferable to an increase in quantity at this stage.

#### *Training.*

Trainee native teachers are being inducted into the education centres to the limit of capacity. The introduction of additional teacher-training centres has been planned and some are expected to be in operation for the beginning of the 1955 scholastic year.

At both education centres there is a central or higher elementary school, followed by a training course that is partly scholastic and partly professional. The scholastic studies are intended to establish a sound knowledge of the subjects the teacher will be required to teach and to improve his general education. The professional studies are concerned with the technique of imparting that knowledge, school management and hygiene, child psychology, and the aims and method of education.

There is one teacher training institution conducted by a mission. It consists of a central school, followed by a higher training institution, staffed by two European teachers. The syllabus of the Department of Education has been adopted and the course of training is similar to that provided at the Administration centres.

During 1951-52 a system of teacher examinations was introduced, designed to improve a teacher's prospect of advancement, his status and his salary. Each teacher at Grade 1 level is required to enrol for a two-year course, the first year dealing mainly with general scholastic background, the second year with professional subjects such as school method, management and hygiene. Correspondence tuition was continued through the year, and the importance is recognized of the help that can be given to indigenous teachers by European colleagues. Refresher courses are provided where possible.

## CHAPTER 7.

### ADULT AND COMMUNITY EDUCATION.

#### *Extent of Illiteracy.*

The illiteracy rate in the Territory is high, particularly in those areas where European contact is slight and of recent date. Illiteracy in uncontrolled areas is absolute. Universal literacy is one of the main ultimate aims of the educational policy.

#### *Adult Education.*

Mass education and community development projects are recognized to be of the highest importance. The work of extending the field of education beyond the planned school programme is carried out by the Special Services Division and other specialist branches of the Department of Education, working in close liaison with other departments of the Administration.

In particular, the area and station schools include amongst their activities the instruction of adults as well as children.

At Tabar, in the New Ireland District, a community development project is being carried out and the project at Maprik is continuing. Classes for village women in sewing and handicrafts continue at Maprik and the use of a simple spinning wheel was taught to the women so that they might make more rapidly the string used throughout the area for making string bags.

Once a week special classes are provided for the wives of teachers at the Education Centre, Dregerhafen, and at Gagidu a new women's centre was opened to cater for the wives of workers employed on the Administration station. At this centre a European woman gives instruction four mornings each week in English, hygiene, cooking and mothercraft.

The main work in adult education comes from the widespread use throughout the Territory of the specialized media of libraries, radio, films and publications.

Four main public libraries, at Rabaul, Lae, Madang, and Wewak functioned during the year. With each of these was associated a country lending section operated on the "box" system. The gross number of borrowers was approximately 25,000. Book stocks now total 15,000 and circulation increased tenfold. Reference sections and information services recorded nearly double activity in comparison with the preceding period.

The number of libraries operating in village schools, clubs and mission centres was increased to 26. This involved the issue of nearly 10,000 texts in simple English. A survey of reading preferences was carried out, and general comments on the service indicated a growing demand for the types of literature provided by this service. A number of locally produced texts are being published in association with the Literature Bureau of the South Pacific Commission.

Broadcast services provided for the indigenous inhabitants comprised—

- (a) A daily ten-minutes news and information service in English;
- (b) A daily ten-minutes news and information service in Melanesian Pidgin English;
- (c) A daily twenty-minutes Melanesian Pidgin English feature programme;
- (d) A daily twenty-minutes Kaunna vernacular session, Mondays excepted, directed principally to the people of the Gazelle Peninsula; and
- (e) A ten-minute Yabim vernacular session twice weekly for the people of the Huon Gulf area.

The programme, known as the Native People's Session, is transmitted through Stations 9PA/VLT on 1,250 kilocycles and 6,130 kilocycles respectively. It is conducted in close association with the corresponding programme for the Territory of Papua and the combined unit is broadcast from 4.30 p.m.-6 p.m.

A feature of the year's work has been the number of successful recording patrols undertaken by broadcast officers. These patrols have permitted the major part of feature programmes to be made in the field. The subsequent audience response has been most favorable. Successful recordings have been permanently transcribed. Facilities for the reception of the broadcast programmes have been improved considerably by the distribution of specially constructed shortwave receiving sets to various listening centres; by the sale, through co-operative societies, of a reasonably priced dual-wave receiving set, and by an alteration in the transmitting wave length of the Australian Broadcasting Station VLT 6 permitting better reception throughout the Territory.

The Administration maintained sixteen mm. projectors at Lae, Dregerhafen, Madang, Wewak, Maprik, Kavieng, Rabaul and Buin and privately owned projection units regularly supplied with Administration film programmes, were located at Mission centres at Lae, Goroka, Mount Hagen, Bena-Bena, Kainantu, Rabaul, Madang, Wewak, Vunapope, Sohano, Kieta and Rooke Island. A total of 429 screenings were made at 54 points. The combined audience total was 87,000, of which 79,000 were indigenous people.

Arrangements have been made to produce five films for the Department of Agriculture, Stock and Fisheries, and one of these, "Cacao", has already been made and is in use for instructional purposes amongst the village people.

Work has commenced on the production of educational film-strips of special local interest.

The circulation of the monthly paper *Papua and New Guinea Villager* has increased and reader surveys have revealed a 90 per cent. favorable reaction to the material produced. The *Wewak News*, *Lae Garamut* and *Rabaul News*, roneoed newspapers, are regularly issued by the Administration and have wide circulation among the indigenous people.

## CHAPTER 8.

### CULTURE AND RESEARCH.

#### *Research.*


Details of research in basic services and in economic and social fields are given in the appropriate chapters of this Report. Anthropological and sociological data are constantly being collected by the government anthropologist, patrol officers, and education officers. Anthropologists visit the Territory from time to time, and active co-operation is maintained with the South Pacific Commission.

#### *Indigenous Art and Culture.*

The development of handicrafts is an integral part of the programme in all types of Administration schools, and the Department of Education has as one of its main aims the fostering of indigenous art and culture. A considerable proportion of the "Native People's" broadcast sessions is concerned with indigenous music, dance and folklore. Much of this is further distributed through the various publications made available by the Department of Education to the indigenous people. This work of preserving and encouraging indigenous art and culture is carried out by the various branches of the Department of Education.



Three natives from Wewak, Sepik District, taking lesson in Geography at a Native Teachers' Training Centre.



Native assistant splicing film used by Visual Education Section of the Department of Education.

(To face page 92.)



*Museums, Parks, &c.*

A commencement has been made in the setting up of a museum, but little progress can be made until a suitable building is available. Botanical and entomological collections are being built up.

It has not been possible to give consideration to the question of parks, nor is there any great urgency in this matter owing to the relative sparsity of population.

No special steps have been taken to preserve the flora of the Territory, although much of it receives protection indirectly under the *Forestry Ordinance* 1963-1951, under which the Administrator may, by notice in the *Gazette*, declare any tree or any species or classes of trees to be reserved trees.

Provision for the protection of fauna is contained in the *Birds and Animals Protection Ordinance* 1922-1947. Under this Ordinance the Administrator may, by proclamation, declare any birds or animals specified in the proclamation to be protected birds and animals. The Ordinance also forbids the capture or destruction of certain birds unless special permission to do so has been granted.

There are no archaeological expeditions at work in the Territory.

The *New Guinea Antiquities Ordinance* 1922-1936 provides for the protection of New Guinea antiquities, relics, curios and articles of ethnological and anthropological interest or scientific value.

The Ordinance provides that no person shall remove from the Territory any New Guinea antiquities without first offering them for sale at a reasonable price to the Administration. The Ordinance also provides that any person who discovers that there exists in any locality:—

- (i) caves or other places in which ancient remains, human or other, are to be found; or
- (ii) carvings, paintings or other representations on rocks or in caves of living beings or inanimate objects; or
- (iii) deposits of ancient pottery or historical remains of any description; or
- (iv) places used in former times as ceremonial or initiation grounds;

shall immediately inform the nearest District Officer of the discovery or the reputed existence of such places or objects; and that such places or objects shall not be defaced, damaged, uncovered, exposed or excavated or otherwise interfered with without the written permission of the Administrator.

*Languages.*

The linguistic pattern in the Territory is extremely varied. As far as is known there are 53 Melanesian languages, and the number of Papuan languages is probably greater. The diversity is so great that often villages only a few miles apart cannot communicate except through interpreters. In coastal areas, linguistic groups of more than 5,000 people are rare. In the interior, however, groups are generally larger, and a recent research survey indicated that, in the Chimbu sub-district, Kuman is spoken or understood in some form by approximately 40,000 people.

It is clearly impracticable to establish a common indigenous language. Details are given in an earlier section of this report on research projects being carried out on the preparation of a linguistics map of the Territory, the development of various vernaculars as teaching media, and the provision of a unified orthography for these.

*Supply of Literature.*

The supply of literature to literate natives is encouraged by two means. The Administration and the Missions supervise the work of mobile libraries and of the libraries established at various centres, details of which are given in the section dealing with "Adult and Community Education". In addition, the following newspapers and other material are circulated to the indigenous people: one English and four Melanesian-Pidgin periodicals published by the Administration, five vernacular publications of the Missions (three of which contain English sections) and roneoed material produced by the Mass Literacy Committee.

**PART IX.—PUBLICATIONS.**

Copies of the laws affecting the Territory of New Guinea made during 1952-53, and which have been printed, have been transmitted to the Secretary-General of the United Nations. The remainder will be forwarded when printed.

No bibliographies referring to the Territory have been published during the period under review.



## PART X.—RESOLUTIONS AND RECOMMENDATIONS OF THE GENERAL ASSEMBLY AND THE TRUSTEESHIP COUNCIL.

The resolutions and recommendations of the Trusteeship Council arising out of the examination of the Annual Report, 1951-52, have been noted and considered by the Administering Authority and the following information is furnished thereon:—

### I. GENERAL.

#### GENERAL CONSIDERATIONS.

*“The Council, considering that the report of its 1953 Visiting Mission provides a valuable review of the essential problems of administration in the Trust Territory which is characterized by abnormally difficult terrain, excessive fragmentation of indigenous society and a diversity of vernaculars, and whose human and economic resources are still largely unexplored, endorses in general the observations, suggestions and recommendations put forward by the Mission as a contribution to the more effective solution of those problems and to the further progress of the Territory in all fields, and commends them to the earnest consideration of the Administering Authority.”*

The observations, suggestions and recommendations of the 1953 Visiting Mission in regard to the problems of administration in the Territory have been noted and will be given full consideration by the Administering Authority.

#### FORM AND CONTENT OF THE ANNUAL REPORT.

*“The Council, recalling the view which it expressed at its tenth session as to the need for including more complete information in the annual reports, notes that at its twelfth session a number of its members have drawn attention to matters upon which they consider that fuller information would be desirable, and welcomes the assurance of the Administering Authority that such information will be included in future annual reports.”*

The present report has been compiled on the basis of the questionnaire approved by the Trusteeship Council on 6th June, 1952, and where available, information sought by members of the Council has been included in the appropriate sections of the report.

#### UNDERSTANDING OF THE UNITED NATIONS.

*“The Council, noting that the Visiting Mission did not find in the Territory any appreciable knowledge among the indigenous inhabitants concerning the aims and activities of the United Nations or of the basic objectives of the International Trusteeship System, and noting also that two of its members observed that a misunderstanding of the role of the United Nations in the Territory existed among certain sections of the European settler community, expresses the hope that collaboration between the Administering Authority and the Secretary-General will result in the supply to and dissemination in the Territory of increased information on the United Nations, suitably adapted to the linguistic and other cultural conditions of the indigenous inhabitants and calculated to promote a fuller understanding of the principles and purposes of the United Nations among the immigrant communities.”*

A wide variety of information on the principles and purposes of the United Nations is now disseminated to all people in the Territory through the media of public libraries and special libraries maintained by the Department of Education for indigenous inhabitants, medium and short wave radio broadcasts, newspapers and adult and community education centres. Initial steps have been taken regarding the supply of information on the United Nations suitably adapted for the cultural conditions of the indigenous inhabitants.

### II. POLITICAL ADVANCEMENT.

#### GENERAL ADMINISTRATION.

*“The Council, noting the impression gained by the Visiting Mission that the authority of District Commissioners is considerably circumscribed by the highly centralized nature of the existing administrative organization, endorses the view of the Mission as to the desirability of delegating additional responsibility and power to them, and notes with interest the statement of the Administering Authority that a study is being made of means by which greater decentralization may be brought about.”*

A number of objectives considered necessary in regard to decentralization, particularly in relation to District Commissioners, has been achieved by delegations of authority under the *Public Service Ordinance 1949-1950*. In addition, District Commissioners possess financial delegations for a wide variety of purposes from all Administration Departments, have considerable statutory authority and by the direction of the Administrator an administrative co-ordinating function at District level.

The Administering Authority, however, is continuing to examine the position with the view to still greater decentralization and the delegation of more responsibility and power to District Commissioners.

#### PEACEFUL PENETRATION.

*"The Council endorses the commendation by the Visiting Mission of the Administration of the Trust Territory in respect of its record of peaceful penetration of uncontrolled areas, and notes in particular the arduous nature of the duties of the officers entrusted with this task."*

In Part V., Chapter 2, of this Report information is given relating to the further extension of Administration influence to new areas.

#### LEGISLATIVE COUNCIL.

*"The Council, recalling its previous recommendations favouring increased participation by the indigenous inhabitants in the legislative system of the Territory, notes the view of the Visiting Mission that at the present stage of political development the Territory's representation of two indigenous members on the Legislative Council of Papua and New Guinea has little except educational significance; considers that the desirable objective of gradually increasing the representation of the indigenous inhabitants on the Legislative Council may at the present stage be most effectively approached by developing its usefulness as a means of political education and preparation for more active participation; recommends to this end that the Administering Authority take all practicable steps, including the possible participation of additional indigenous persons in the work of the Council as observers as proposed by the Visiting Mission, to extend among the indigenous population an understanding of the legislative procedures; and requests it to include information on this matter in its next annual report"*.

At this stage of their development the most effective way to extend amongst the indigenous population an understanding of legislative procedure is through the work on the Village Councils and the encouragement and assistance given to that work by the District Officers. The Administering Authority is giving consideration to other practical steps which might be taken to extend the understanding of legislative procedures including informative addresses to Village Councils and by specific provisions in school syllabi.

#### MUNICIPAL AND DISTRICT GOVERNMENT.

*"The Council, recalling that provision is made in the Papua and New Guinea Act for the establishment of Advisory Councils for Native Matters upon which at least a majority of the total number of members would be indigenous inhabitants, and noting that the existing Town and District Advisory Councils, which are not statutory organs and are not related to the Advisory Councils proposed under the Act, are limited in membership to non-indigenous persons, endorses the view of the Visiting Mission that there should be no rigid formalization of political institutions on a bi-racial basis, and welcomes the assurance of the Administering Authority that when conditions are appropriate for the establishment of statutory district organs it will give full attention to the desirability of setting them up on a multi-racial basis"*.

The Administering Authority assures the Council that when conditions are appropriate for the establishment of statutory district organs it will give full attention to the desirability of setting them up on a multi-racial basis.

#### LOCAL GOVERNMENT.

*"The Council, noting the favourable impression gained by the Visiting Mission as to the effectiveness of the official Native Village Councils thus far established, endorses the view of the Mission that a rapid development of this system of local government would do much to hasten political advancement, and welcomes the statement of the Administering Authority that it proposed not only to make additional specialist officers available for this purpose but also to regard the development of local government as a primary responsibility of the district administrative officers"*.

Full information relating to Native Village Councils is given in Part V., Chapter 3, of this Report.

*"The Council, noting further that a number of the official Village Councils already have jurisdiction over areas containing a group or groups of villages, and noting the views of the Visiting Mission as to the effectiveness of the example at Rabaul of area organization of this kind, urges the Administering Authority to proceed with the development of such wider units of local government in other parts of the Territory, having due regard to the desirability of adapting the pattern of their organization to the varying conditions and requirements of the peoples concerned"*.

The desirability and advantages of Councils representing a group or groups of villages was realized when the first councils were established and the practice will be followed wherever it is considered that it would be in the best interests of the people concerned.

## III.—ECONOMIC ADVANCEMENT.

## GENERAL.

*"The Council, recalling the concern which it has previously expressed as to the economic development of the Trust Territory, and recognizing the difficulties confronting the Administering Authority in this field as a result of geographical, historical and other factors, notes the observation of the Visiting Mission that in the absence of detailed knowledge of the Territory's economic resources and potential little economic development and exploitation of the resources has taken place thus far; endorses the view of the Mission that all possible steps should be taken to secure the necessary surveys as a preliminary to planned economic development; welcomes the intention of the Administering Authority to proceed with existing and proposed surveys; and expresses the hope that adequate staff may be made available for this purpose to ensure that the essential studies are completed as soon as possible."*

The Administering Authority has for some time recognized the importance of resources and land use surveys and has and will continue in accordance with well established policies to make available as much staff, equipment, &c., as possible to ensure that essential studies are completed as soon as possible. The Trusteeship Council will, however, be aware that there is a world shortage of some of the specialists required and that comprehensive survey work can only be performed satisfactorily if all the specialist members of the scientific teams are available. Meanwhile, concurrently with the more fundamental investigations, the Administering Authority is carrying out reconnaissance and *ad hoc* surveys and investigations to enable economic development to proceed on a sound basis wherever the indications are favorable and indigenous or other inhabitants or approved immigrants are willing and properly equipped with capital and skill to undertake it.

*"The Council, recalling also its previous recommendation favoring the formulation of broad economic development plans for the Territory, but noting that in the interest of flexibility and because of problems of long-term financing the Administering Authority has taken the view that for the time being a more realistic approach to the problems of development is to establish long-term objectives and to plan for their achievement by means of annual work programmes, endorses the opinion of the Visiting Mission that such funds as are made available from year to year for the purposes of economic development should be spent in accordance with a fully co-ordinated development plan covering a period of five or ten years and designed to establish a pattern of economic expansion best suited to enhance the future prospects of the inhabitants; and recommends that the Administering Authority again study the desirability of proceeding on these lines and of incorporating into such a plan those of its long-term objectives which may be adapted to the purposes of the plan."*

The Administering Authority has again studied the practical desirability of formulating five or ten year co-ordinated development plans, but still considers that the present practice of working steadily towards well established long-term policy objectives for economic development with co-ordinated action plans from year to year is the most appropriate in the circumstances. The Trusteeship Council will readily recognize that one of the immediate difficulties in formulating realistic five or ten year plans, lies precisely in the lack of complete detailed knowledge of resources and other factors conditioning economic development for the whole Territory to which the Council has made specific reference in its first recommendation under economic advancement.

The Administering Authority nevertheless has followed the practice of devoting the maximum financial and other resources each year to progressive economic expansion within the established and co-ordinated long-term objectives of social and economic development and in the light of the results of short and long term investigations as they come to hand.

*"The Council, recalling further that it has previously recommended that emphasis should be placed, in plans for the development of the economy, on the participation of the indigenous population, and noting that the Visiting Mission found that such economic development as has taken place primarily affects the European planters and companies, welcomes the intensified efforts of the Administering Authority to foster the development of co-operative organizations among the indigenous producers and expresses the opinion that activities of this kind should be given a prominent place in the formulation of an economic development plan; and, in furtherance of its view that emphasis in planning should be placed upon the role of the indigenous population in general, draws the attention of the Administering Authority to the observation of the Visiting Mission that a sound decision on the difficult and important problem of European settlement in the Territory is likely to determine to no small degree its economic future."*

The Administering Authority is well aware of the importance of the role of the indigenous population in economic development and has always given prominence to this in economic and social planning. Land is basic to economic development and rights and long-term interests and welfare of the indigenous people are thoroughly protected in long-standing law and administrative practice. The development of co-operative productive and trading activity and of special agricultural extension services have received considerable and special attention, especially over recent years.

The importance of correct decisions on European settlement in the Territory has also been recognized by the Administering Authority as basic to the balanced economic and social development of the Territory. The introduction of capital resources, modern skills and production techniques and the opportunities of employment and training which are the concomitants of European settlement and enterprise have very great advantages for the native people. The existing framework of law and administration ensures that European settlement falls into its proper place in the co-ordinated economic and social developmental policies with their full provision for the participation of the indigenous population.

#### PUBLIC FINANCE.

*"The Council, recalling its previous interest in the possibility of improving the fiscal system of the Territory, attaches importance to the recommendation of the Papua and New Guinea Customs Inquiry Committee to the effect that there should be a comprehensive examination of the whole financial system; welcomes the assurance of the Administering Authority that it will give close attention to the findings of that committee; expresses the hope that in carrying out a further examination of the matter the Administering Authority will give attention to the possibility of introducing some form of direct taxation; and requests it to include further information on the matter in its next annual report."*

The financial system of the Territory is continually under review. The Administering Authority does not consider that the conditions in the Territory are yet opportune to institute a form of direct taxation.

#### LAND.

*"The Council, recalling its previous recommendation that the Native Land Commission should be organized without delay, is pleased to note that the Commission has now begun its work in part of the New Britain area, and recommends that the earliest possible steps be taken to extend the activities of the Commission to other parts of the Trust Territory."*

The extension of the activities of the Native Land Commission in the Territory is receiving the close attention of the Administration. As mentioned in Part VI., Chapter 3, of this Report, the Chief Commissioner and a Commissioner have been appointed and arrangements are being made for the appointment of additional Commissioners.

*"The Council, noting from the report of the Visiting Mission that indigenous inhabitants in some areas have shown a desire to repossess land previously alienated, invites the Administering Authority, when such land becomes available for transfer of ownership, to give sympathetic consideration to applications which may be received from indigenous persons, with a view to according them all possible preference in the acquisition of title."*

As regards the acquisition of alienated land by indigenous inhabitants, it is an integral part of the land policy of the Territory that all residents have equal rights to secure a title to alienated land and any indigenous people desiring to acquire possession of a block of land for use in accordance with the approved purposes, would have their application sympathetically considered by the Land Board of the Territory. Indigenous people also may negotiate by private treaty to acquire title to alienated land subject to the general provisions requiring the approval of the Administrator to transfers of interests in land.

#### TRANSPORT AND COMMUNICATIONS.

*"The Council, noting that the Visiting Mission observed that in spite of the physical difficulties and high cost of road construction in the Territory the Administering Authority recognizes its importance for general economic development and is pursuing construction wherever possible, and noting further the continuing increase in the funds allocated for the purpose, again emphasizes that an effective road network is an essential prerequisite to large-scale economic development and to social cohesion, and urges the Administering Authority to intensify its efforts in this direction."*

The Administering Authority is giving as much attention as possible to the development of an effective road network. The completion of several major wharfs will free technical and other labour and equipment resources for road investigation, planning and construction. Plans for road development include the construction of motor roads to the Eastern Highlands from Lae via the Markham River Valley; the construction of a coastal road from Madang to Bogia and extension to the Lower Ramu Valley; the construction of a road between Marui, on the Sepik River and Wewak; and between Wewak, Aitape and Vanimo.

Information relating to road construction during the year is given in Part VI., Section 4, Chapter 9, of this Report.

### IV.—SOCIAL ADVANCEMENT.

#### PUBLIC HEALTH.

*"The Council, noting on the one hand the over-all increase in the number of hospital, dispensary and clinic facilities and in the number of persons receiving hospital care or skilled medical treatment during the period under review, and noting on the other hand the opinion of the Visiting Mission that*

*many of the existing hospitals are in urgent need of improvement as far as buildings and equipment are concerned, and the fact that the 1951 plan of new hospital construction has not been implemented pending revision of the plan, invites the Administering Authority to take into consideration, in revising the hospital programme, the views expressed by the Visiting Mission; expresses the hope that the revised plan will provide for the ultimate establishment of an integrated system of hospitals adequate in number, equipment and location to satisfy the needs of the Territory; and requests the Administering Authority to include in its next annual report its definitive plans in this respect."*

The Administering Authority agrees with the Trusteeship Council that although there has been an over-all increase in the number of hospital, dispensary (aid posts) and clinic facilities and number of persons receiving hospital care or skilled attention, many of the existing hospitals are in urgent need of improvement as far as buildings and equipment are concerned and this matter has been receiving attention.

In revising the hospital building programmes, the Administering Authority is planning for a steady increase in the number of general hospitals, and specialized hospitals for the treatment of tuberculosis and Hansen's disease with the ultimate objective of providing an integrated system of hospitals adequate to the needs of the Territory.

*"The Council, noting from the report of the Visiting Mission that the dispensaries or aid posts in the Territory are for the most part staffed by indigenous medical assistants without supervision except for the occasional visits of administrative officers, draws the attention of the Administering Authority to the opinion of the Mission that the present system of training these assistants is unsatisfactory, and that they should be better selected, better trained and their work regularly supervised by properly qualified medical personnel; and recommends that it take measures to review and improve the existing systems of selection, training and supervision in the light of the observations of the Mission."*

The Administering Authority is fully aware of the need for care in the selection, training and supervision of indigenous medical assistants and full information on these matters has been given in Chapter 7 (f) of Part VII. of this Report.

#### CORPORAL PUNISHMENT.

*"The Council, recalling that it reaffirmed at its tenth session its view that corporal punishment should be formally abolished, and noting that it is the policy of the Administering Authority to do so as soon as conditions permit, again affirms its previous opinion and expresses the hope that the Administering Authority will formally abolish corporal punishment as soon as possible."*

As advised in the Annual Report for 1951-52, the Administering Authority reviewed the laws of the Territory relating to corporal punishment and amended those laws to abolish this form of punishment for all offences other than—(a) certain offences by juveniles; (b) sexual offences against females; (c) certain offences of violence, e.g., garrotting, destruction of inhabited buildings and vessels with explosives; attempts to wreck ships and like acts; and (d) prison offences, e.g., mutiny in prison, incitement to mutiny in prison and gross personal violence to prison staff. The amendments also reduced the extent and severity of the punishment. The Administering Authority whilst still supporting the principle of abolition of corporal punishment, and the amendments referred to are a step in this direction, considers it necessary, to meet the conditions of the Territory and in the interests of the maintenance of good order, to retain in the legislation provision for corporal punishment for the offences which are set out above.

#### COMMUNITY DEVELOPMENT.

*"The Council, noting with interest the community development project being carried out on Tabar Island in co-operation with the South Pacific Commission, recommends that the Administering Authority devise plans to undertake projects of this kind in other parts of the Territory, and invites it to explore the availability of expert assistance under the United Nations technical assistance programme for the planning and execution of such projects."*

Community development, which is an integral part of native affairs administration, is receiving the close attention of the Administering Authority. The approach to the problem is that every indigenous community should be a living project and should get the maximum attention which its nature dictates and its resources permit.

Should it be found that the Administration is not able to provide all the technical assistance required from its own resources, the question of obtaining such assistance from either the South Pacific Commission or under the United Nations technical assistance programme would, of course, be explored.

### V.—EDUCATIONAL ADVANCEMENT.

#### GENERAL.

*"The Council, endorsing the opinion of the Visiting Mission that the expansion of educational facilities must be one of the primary duties of the Administering Authority and that it should push forward with its plans for the general improvement of education on all levels, reaffirms its previous recommendations*

*in this sense; again draws attention to the fact that although some facilities for general secondary education are available in the Territory for Asian students and in Australia for the children of Europeans, no such facilities are provided for indigenous students, and recommends that the Administering Authority take the necessary measures, including the provision of scholarships, to give indigenous students access to secondary and other more advanced levels of education; and recommends further, in connexion with the views which it has expressed on the question of the training of indigenous medical personnel, that in revising the educational programmes the Administering Authority take into account the desirability of ensuring that the programmes are so designed as to facilitate the selection and adequate basic education of candidates for medical and other specialized training."*

Generally speaking the great majority of the indigenous population has not yet reached a level where they can fully understand the values of European civilization. To introduce secondary education on a wide scale would be to place the wrong emphasis on the educational requirements of the Territory. At this stage of development it is felt that energies are best expended on the increase of primary schools at the village level.

However, the Administering Authority provides for free education and maintenance for indigenous students for higher training at teacher training centres and similar establishments in the Territory, and suitably qualified students receive the opportunity to undergo medical training at the Central Medical School at Suva, Fiji. Arrangements have also been made for selected students to undertake advanced education in Australia.

#### LANGUAGES OF INSTRUCTION.

*"The Council, noting that the Administering Authority has determined that English should be the approved medium of instruction and the universal language of the Territory, and at the same time noting from the report of the Visiting Mission the wide extent to which Melanesian pidgin is at present used both in the lower levels of education and by all administrative officials in their contacts with the indigenous population, endorses the opinion of the Mission that Melanesian pidgin is not only not suitable as a medium of instruction but has characteristics derived from the circumstances in which it was invented which reflect now outmoded concepts of the relationship between indigenous inhabitants and immigrant groups; and recommends that the Administering Authority take energetic steps to eradicate it from all instruction given within the Territory, that it urgently develop plans to eliminate it completely from the Territory, and that in areas where the population is as yet unfamiliar with Melanesian pidgin its use should be officially prohibited immediately."*

Throughout the Territory a special problem exists because of the complexity and multiplicity of native languages. Such languages are often confined to usage amongst small groups of people and differ in structure and vocabulary from those of their neighbours. Hence Melanesian Pidgin English has been used for many years as the practical *lingua franca* in New Guinea. The Administration is working towards replacing this *lingua franca* but it will be a long process to change the people's habits.

As a matter of administration policy Melanesian Pidgin English is not taught in schools. At times, however, it is necessarily made use of in some education processes to overcome language difficulties which would otherwise be insurmountable. The aim of the Administering Authority, however, is to make indigenous pupils in its schools fluent and literate in English in the shortest possible time.

#### TEACHERS AND TEACHER TRAINING.

*"The Council, reaffirming its previous recommendations for the expansion of facilities for the training of teachers, endorses the opinion expressed by the Visiting Mission on this matter, and draws the particular attention of the Administering Authority to the fact that the substitution of standard English for Melanesian pidgin and the consequent raising of the general level of education depend very largely upon the institution of an intensive programme of training of teachers competent in the use of standard English."*

There are two education centres in the Territory—one at Dregerhafen, and one at Keravat, at each of which is a higher elementary school, and a higher training institution for the training of teachers. Both these centres were re-organized in 1952, admission standards were raised, and the training course was lengthened to raise the standard of proficiency of native teachers. English is the language of instruction.

*"The Council, noting that a linguistic map of the Territory is in course of preparation and that work has begun on the examination of languages suitable for regional use in vernacular instruction, and noting the interest expressed by UNESCO in this project, requests the Administering Authority to keep it informed of the progress and the results and invites it to consider the desirability of seeking collaboration of UNESCO in completing the project."*

The work on the examination of languages and a linguistic map have not yet been completed. Particulars of the progress made are given in Part VIII., Chapter I. of this Report.

## PART XI.—SUMMARY AND CONCLUSIONS.

The principal events and achievements during the year under review have been outlined in the preceding sections of the report and to avoid unnecessary repetition of information this part of the report is restricted to a brief reference to some of the main features of the year's work.

An area of approximately 1,393 square miles of the restricted area was brought under Administration influence during the year and, as the result of consolidating patrols, 1,373 square miles of the area previously classified as under Administration influence or partial influence was brought under Administration control.

In the development of local government good progress has been made in the consolidation of councils already established and in the preparatory work among new groups which, although a lengthy process requiring much tact and patience, is necessary before they can assume the responsibilities of a council. Two new councils were proclaimed during the year and it is hoped that, as the result of the preparatory work referred to, several new councils will be proclaimed during 1953-54.

Economic progress during the year is indicated by increased production of agricultural and other products, increased activities in the expansion of production and in research into the improvement of the quality and yield of established crops and the introduction of new crops. The continued and increasing interest of the indigenous inhabitants in economic projects is being actively encouraged and developed by the Administration.

The Co-operative movement continues to expand and is playing an important part in both the economic and social development of the indigenous people. Between 1st July, 1952, and 30th June, 1953, membership increased from 11,631 to 20,646, capital from £17,277 to £61,319, store turnover from £20,000 to £28,436, copra production from £17,250 to £90,113 and total turnover from £37,250 to £118,549.

Expenditure by the Administration on all activities and services was £4,314,085, of which £1,544,542 was derived from internal revenue and £2,769,543 provided by grant by the Administering Authority.

The value of exports of products of local origin totalled £7,515,646, being an increase of £1,692,228 over the previous year.

The progress made in the rehabilitation of the copra industry is reflected in the output of approximately 70,000 tons for the year which is very little below pre-war levels. Exports of copra were 64,152 tons valued at £4,425,057 and for the first time coconut meal and oil to the value of £473,026 and £35,463 respectively, were exported.

Further advancement has been achieved in the fields of health, education and other social services, but the provision of new buildings has presented a major problem. This is due mainly to the great number of buildings required to replace those destroyed during the war and the limitations of the Territory's total building capacity.

---

## STATISTICAL APPENDICES.

### STATISTICAL ORGANIZATION.

The *Census Ordinance 1947* (No. 4 of 1947) provides for the taking of a census of the non-indigenous population of the Territory by the Commonwealth Statistician in conjunction with the census of the Commonwealth of Australia. The last census was taken at 30th June, 1947, and the results in respect of the Territory of New Guinea were published by the Commonwealth Statistician in Census Bulletin No. 6. Details of the census were also given in the Annual Reports of the Territory for 1947-48 and 1948-49.

The notification of births, marriages and deaths of members of the non-indigenous population is required under the *Registration of Births, Deaths and Marriages Ordinance 1935-1952*.

A census of the indigenous people in areas under Administration control is undertaken by the Department of District Services and Native Affairs. Officers of that Department visit individual villages and record vital statistics on a family group basis, including details of age, sex, relationships, births and deaths, migration and absentees from villages. This information is entered in village books, which are retained in the village, and is revised each year during census patrols, and is also entered in a village population register which is maintained at each district head-quarters. Figures of the enumerated and estimated population at 30th June, 1953, are given in Appendix I. of this Report.

Provision is made in the *Native Village Councils Ordinance 1949-1952* for Native Village Councils, constituted under the Ordinance, to maintain a register of births and deaths within the Council area.

The *Statistics Ordinance 1950* (No. 15 of 1950) provides for the appointment of a Statistical Officer and for the collection and compilation of statistics of the Territory as prescribed by Regulations. The position of Statistical Officer is included in the classification of the Government Secretary's Department and Regulations (No. 11 of 1951), have been made under the Ordinance and published in *Gazette* No. 31, of 25th May, 1951. Separate statistics are compiled for the Territory of New Guinea and the information available is included in the following Appendices.

#### CONVERSION TABLE.

Relationship between English units with metric equivalents:—

<i>Length—</i>		<i>Volume—</i>	
1 inch	= 2.540 centimetres.	1 cubic foot	= .0283 cubic metres.
12 inches	= 1 foot	<i>Capacity—</i>	
3 feet	= 1 yard	1 pint	= .5682 litres.
1,760 yards	= 1 mile	8 pints	= 1 imperial gallon = 4.546 litres
<i>Area—</i>		<i>Weight—</i>	
9 sq. feet	= 1 sq. foot	1 oz. troy	= 31.10 grammes.
4,840 sq. yards	= 1 sq. yard.	1 oz. avoirdupois	= 28.35 grammes.
640 acres	= 1 acre	16 oz. avoirdupois	= 1 pound (lb.) = .4536 kilogrammes
	= 1 sq. mile	112 lb.	= 1 cwt. = 50.80 kilogrammes.
	= 2.590 sq. kilometres.	20 cwt.	= 1 ton = 1.016 tonnes.

### STATISTICAL SUMMARY.

#### APPENDIX I.

##### POPULATION.

	1949-50.	1950-51.	1951-52.	1952-53.
<i>Native Population—</i>				
Enumerated .. .. .	770,055	811,714	864,372	967,738
Estimated.. .. .	301,050	282,300	225,960	175,826
<b>Total .. .. .</b>	<b>1,071,105</b>	<b>1,094,014</b>	<b>1,090,332</b>	<b>1,143,564</b>
<i>Non-indigenous Population—</i>				
Estimated—				
European .. .. .	6,201	6,429	7,322	8,406
Non-European .. .. .	2,479	2,527	2,604	2,658
<b>Total .. .. .</b>	<b>8,680</b>	<b>8,956</b>	<b>9,926</b>	<b>11,064</b>

(Tables 1 and 2, pages 106 and 107.)



## APPENDIX II.

## ADMINISTRATIVE STRUCTURE OF GOVERNMENT.

	1949-50.	1950-51.	1951-52.	1952-53.
European Staff in New Guinea (Table 4, page 120.)	656	562	544	654
Village Officials (Natives)—				
Luluais .. .. .	4,328	4,176	4,761	4,705
Tultuls .. .. .	4,573	4,036	4,273	4,839
Medical Tultuls .. .. .	3,464	3,279	3,174	3,708
Total .. .. .	12,365	11,490	12,208	13,252
Village Councillors .. .. . (Table 7, page 122.)	1,957	831	1,267	1,171
War Damage Claims—				
Number .. .. .	9,838	7,531	11,631	13,360
Amount .. .. .	£147,570	£84,155	£252,573	£267,684
Total at 30th June—				
Number .. .. .	59,616	67,147	78,778	92,138
Amount .. .. .	£743,182	£827,337	£1,079,910	£1,347,594
(Table 8, page 122.)				
Number of Patrols .. .. .	157	177	216	250
Number of Patrol Days .. .. .	3,324	3,852	4,799	5,911
Number of Inspections by District Commissioner (Table 5, page 121.)	123	113	130	167
Area under Administration Control .. .. .	Sq. Miles. 60,820	Sq. Miles. 65,570	Sq. Miles. 69,812	Sq. Miles. 71,185
Area under Administration Influence .. .. .	11,280	9,252	8,576	8,015
Area under Partial Administration Influence .. .. .	2,610	3,530	4,719	5,300
Area Penetrated by Patrols .. .. . (Table 6, page 122.)	18,290	14,648	9,893	8,500

## APPENDIX III.

## JUSTICE.

	1940-50.	1950-51.	1951-52.	1952-53.
<i>Supreme Court—</i>				
Number charged .. .. .	172	269	224	153
Number convicted .. .. .	144	189	188	113
Number discharged .. .. .	17	55	15	13
Number <i>Nolle Prosequi</i> entered (Table 1 (1), page 123.)	11	23	21	26
<i>District Courts—</i>				
Europeans—				
Tried .. .. .	250	249	255	228
Convicted .. .. .	222	212	226	215
Referred to the Supreme Court .. .. .	12	5	11	10
Asians—				
Tried .. .. .	71	56	49	76
Convicted .. .. .	68	54	48	51
Referred to the Supreme Court .. .. .	4	3	1	..
Natives—				
Tried .. .. .	659	708	733	661
Convicted .. .. .	618	676	704	498
Referred to the Supreme Court .. .. . (Table 1 (2), page 125.)	155	261	208	148
<i>Courts for Native Affairs—</i>				
Number tried .. .. .	2,678	4,028	4,547	5,550
Number convicted .. .. . (Table 1 (3), page 127.)	2,587	3,953	4,443	5,393
<i>Warden's Court, Wau—</i>				
Charged .. .. .	3	..	..	..
Convicted .. .. .	2	..	..	..

## APPENDIX IV.

## PUBLIC FINANCE.

	1949-50.	1950-51.	1951-52.	1952-53.
	£	£	£	£
Revenue from within the Territory .. .. .	942,077	1,219,411	1,486,375	1,544,542
Grant by the Government of the Commonwealth of Australia	2,281,140	2,356,310	3,126,059	2,769,543
Expenditure .. .. .	3,223,217	3,575,721	4,012,434	4,314,085
(Table 1, page 128.)				

## APPENDIX VII.

## COMMERCE AND TRADE.

	1949-50.	1950-51.	1951-52.	1952-53.
	£	£	£	£
Imports .. .. .	4,791,799	6,186,669	8,154,102	7,175,612
Exports .. .. .	4,234,978	5,436,617	6,517,881	8,491,396
Total Trade .. .. .	9,026,777	11,623,286	14,671,983	15,667,008
(Table 1, page 139.)				
Number of Local Companies .. .. .	48	64	84	109
Nominal Capital of Local Companies .. .. .	£3,717,750	£4,215,850	£5,863,400	£8,623,450
Number of Foreign Companies .. .. .	45	47	49	54
Nominal Capital of Foreign Companies .. .. .	{ £60,056,388	{ £66,056,388	{ £74,161,488	{ £80,761,488
(Table 9, page 156.)	\$6,000,000	\$6,000,000	\$6,000,000	\$5,000,000

## APPENDIX VIII.

## AGRICULTURE.

	1949-50.	1950-51.	1951-52.	1952-53.
<i>Land Tenure—</i>				
Unalienated Land (acres) .. .. .	58,604,196	58,579,738	58,506,317	58,445,653
Land Alienated (acres) .. .. .	915,804	940,262	1,013,683	1,074,347
(Table 1, page 157.)				
<i>Land Leases—</i>				
Number of Leases .. .. .	1,710	1,840	1,993	2,267
Area of Leases (acres) .. .. .	160,573	170,222	175,817	189,351
(Table 2, page 157.)				

## APPENDIX XV.

## TRANSPORT AND COMMUNICATIONS.

	1949-50.	1950-51.	1951-52.	1952-53.
Mileage of Vehicular Roads .. .. .	1,931	1,980	2,346	2,675
Mileage of Bridle Paths .. .. .	18,004	19,704	20,457	21,017
(Table 1, page 162.)				
Total Number of Vessels entered and cleared .. .. .	216	180	179	210
Tonnage of Vessels entered and cleared .. .. .	466,554	526,495	461,123	531,479
Tonnage of Cargo handled .. .. .	146,526	172,573	178,078	188,011
(Tables 3 and 4, page 163.)				

## APPENDIX XVII.

## LABOUR.

	1949-50.	1950-51.	1951-52.	1952-53.
Number of places where more than ten natives are employed (Table 1, page 165.)	576	739	655	740
Number of Natives in Employment .. .. . (Table 2, page 165.)	32,251	32,419	35,838	37,052
Number of Administration Native Employees .. .. . (Table 3, page 165.)	9,435	8,409	8,587	8,321
Number of Indentured Labourers .. .. .	11,236	6,513	..	..
Number of Agreement Native Employees .. .. . (Table 4, page 166.)	..	7,382	16,405	16,849
Number of Non-indentured Workers in Private Employment	11,580	..	..	..
Number of Casual Workers in Private Employment .. .. . (Table 5, page 166.)	..	12,115	10,846	11,882
Number of Females Employed .. .. . (Table 6, page 166.)	175	212	369	261
Number of Employers of Indentured Native Labourers .. .. .	1,195	198	..	..
Number of Employers of Agreement Native Workers .. .. . (Table 11, page 171.)	..	250	373	440
Number of Employers of Non-indentured Native Workers	1,895	..	..	..
Number of Employers of Casual Native Workers .. .. . (Table 12, page 171.)	..	2,642	2,442	1,518
Number of Deaths of Natives in Employment .. .. . (Table 18, page 173.)	115	111	88	115
Number of Breaches of Native Labour Ordinance by Em- ployers .. .. . (Table 17, page 172.)	18	55	14	1
Number of Breaches of Native Labour Ordinance by Em- ployees .. .. . (Table 15, page 172.)	110	103	50	6
Number of Breaches of Native Employees' Agreements under Native Labour Ordinance .. .. . (Table 16, page 172.)	..	..	148	216

## APPENDIX XIX.

## PUBLIC HEALTH.

	1949-50.	1950-51.	1951-52.	1952-53.
Number of Medical Personnel .. .. . (Table 1, page 178.)	1,330	2,354	2,491	2,586
Number of Hospitals and Clinics .. .. . (Table 2, page 178.)	424	599	707	761
Number of In-patients treated in Administration Hospitals	59,235	71,850	74,132	76,343
Of which were Fatal .. .. . (Table 3, page 179.)	657	978	990	900
Value of Medical Aid to Missions .. .. . (Table 4, page 187.)	£25,746	£31,107	£33,404	£40,875
Total Expenditure on Public Health .. .. . (Table 5, page 187.)	£608,674	£868,972	£1,065,564	£925,315

## APPENDIX XXI.

## PENAL ORGANIZATION.

	1949-50.	1950-51.	1951-52.	1952-53.
Prisons—				
Total number of inmates .. .. .	2,337	2,631	3,537	5,065
Average number of inmates weekly (Page 188.)	562	451	788	1,130

## APPENDIX XXII.

## EDUCATION.

	1949-50.	1950-51.	1951-52.	1952-53.
Number of Administration Schools .. .. .	50	65	69	76
Number of Administration Teachers .. .. .	126	191	200	208
Number of Administration Pupils .. .. . (Table 1, page 189.)	2,827	3,675	3,757	3,949
Number of Mission Schools .. .. . (Table 7, page 193.)	2,310	2,407	2,560	2,643
Number of Mission Pupils .. .. . (Table 8, page 194.)	85,581	87,134	91,389	83,506
Number of Mission Teachers .. .. . (Table 9, page 195.)	3,175	2,948	3,261	3,129
Number of Reconstruction Training Scheme Students .. .. .	985	363	35	..
Expenditure by Department of Education .. .. . (Table 10, page 195.)	£242,031	£245,270	£303,152	£254,416
Value of Educational Aid to Missions .. .. . (Table 11, page 196.)	£82,310	£63,650	£48,879	£50,474
Total Expenditure on Education .. .. . (Table 12, page 196.)	£348,592	£334,100	£436,853	£426,796

## APPENDIX XXV.

## RELIGIOUS MISSIONS.

	1949-50.	1950-51.	1951-52.	1952-53.
Number of Non-indigenous Missionaries .. .. .	532	686	720	769
Estimated Number of Adherents .. .. . (Tables 1 and 2, page 198.)	463,650	362,900	413,670	498,750
Expenditure on Health .. .. .	£55,000	£73,466	£80,009	£105,616
Expenditure on Education .. .. . (Table 3, page 199.)	£148,233	£127,255	£139,918	£180,413

## APPENDIX I.

## POPULATION.

## 1. ENUMERATED AND ESTIMATED NATIVE POPULATION AS AT 30TH JUNE, 1953.

District.	Sub-District.	Enumerated.									Estimated.	Grand Total.	
		Children.			Adults.			Persons.					
		Males.	Females.	Total.	Males.	Females.	Total.	Males.	Females.	Total.			
Eastern High-lands	Goroka ..	20,407	15,498	35,905	28,255	26,967	55,222	48,062	42,465	91,127	4,873	96,000	
	Chimbu ..	26,941	23,232	49,173	44,814	38,228	83,042	70,755	61,460	132,215	4,000	136,215	
	Kainantu ..	10,252	9,623	19,875	10,619	11,893	22,512	20,871	21,510	42,387	4,000	46,387	
	Total ..	56,600	48,353	104,953	83,688	77,088	160,776	140,288	125,441	265,729	12,873	278,602	
Western High-lands	Wabag ..	9,908	8,203	18,111	17,190	15,614	32,804	27,098	23,817	50,915	37,000	87,915	
	Minj ..	6,492	5,776	12,268	10,730	9,290	20,020	17,222	15,066	32,288	8,000	40,288	
	Mt. Hagen ..	3,589	3,144	6,733	4,998	4,616	9,614	8,587	7,760	16,347	22,000	38,347	
	Total ..	19,989	17,123	37,112	32,918	29,520	62,438	52,907	46,643	99,550	67,000	166,550	
Sepik ..	Wewak ..	3,429	2,973	6,402	4,428	4,471	8,899	7,857	7,444	15,301	200	15,501	
	Aitape ..	5,126	4,218	9,344	6,298	5,349	12,647	11,424	10,567	21,991	400	22,391	
	Maprik ..	12,826	10,938	23,764	17,806	17,867	35,673	30,632	28,805	59,437	3,450	62,887	
	Angoram ..	7,223	6,568	13,791	8,783	10,442	19,225	16,006	17,010	33,016	8,200	42,216	
	Lumi ..	3,558	2,928	6,486	3,997	4,536	8,533	7,555	7,464	15,019	2,500	17,519	
	Green River	651	524	1,175	1,080	886	1,966	1,731	1,410	3,141	10,000	13,141	
	Telefomin ..	887	744	1,631	1,192	983	2,175	2,079	1,727	3,806	13,500	17,306	
	..	..	..	..	..	..	..	..	..	12,321*	..	12,321	
	Total ..	33,700	28,893	62,593	43,584	45,534	89,118	77,284	74,427	164,032	39,250	203,282	
Madang ..	Madang Central ..	12,546	10,123	22,669	19,006	15,767	35,373	32,152	25,890	58,042	15,000	73,042	
	Bogia ..	3,409	3,008	6,415	7,084	5,851	12,935	10,403	8,857	19,350	2,000	21,350	
	Saidor ..	4,170	3,180	7,350	5,298	4,707	10,005	9,468	7,887	17,355	3,278	20,633	
	Islands ..	3,500	3,213	6,713	4,304	3,935	8,239	7,804	7,148	14,952	..	14,952	
	Total ..	23,625	19,522	43,147	36,292	30,260	66,552	59,917	49,782	113,421	20,278	133,699	
Morobe ..	Lae ..	8,925	8,256	17,180	14,020	12,621	26,641	22,945	20,876	43,821	..	43,821	
	Pinschhafen	14,325	12,897	27,222	18,287	18,060	37,256	32,612	31,866	64,478	..	64,478	
	Wau ..	1,961	1,598	3,557	1,937	1,824	3,761	3,898	3,420	7,318	1,000	8,318	
	Morobe ..	2,321	2,106	4,427	2,984	2,743	5,727	5,305	4,849	10,154	..	10,154	
	Mumeng ..	3,764	3,422	7,186	4,289	4,205	8,494	8,053	7,627	15,680	3,550	19,230	
	Menyamya ..	..	..	..	..	..	..	..	..	..	30,000	30,000	
	Total ..	31,296	28,276	59,572	41,517	40,362	81,879	72,813	68,638	141,451	34,550	176,001	
New Britain	Rabaul ..	6,376	5,591	11,967	5,298	4,099	9,397	11,674	9,890	21,364	..	21,364	
	Kokopo ..	7,397	6,467	13,864	3,909	3,369	7,338	11,366	9,836	21,202	175	21,377	
	Gasmata ..	6,841	6,102	12,943	4,731	4,190	8,921	11,572	10,292	21,804	..	21,804	
	Talasea ..	5,803	5,157	10,960	4,064	3,595	7,659	9,867	8,752	18,619	1,700	20,319	
	Total ..	26,417	23,317	49,734	18,062	15,253	33,315	44,479	38,570	85,249	1,875	87,124	
Plus enumerated population Unea Island—No details.											2,200	..	2,200
New Ireland	Namatanai	2,244	1,969	4,213	4,903	3,908	8,811	7,147	5,377	13,024	..	13,024	
	Kavieng ..	3,383	3,131	6,514	8,375	6,925	15,300	11,758	10,056	21,814	..	21,814	
	Total ..	5,627	5,100	10,727	13,278	10,833	24,111	18,905	15,933	34,838	..	34,838	
Bougainville	Buka Passage	3,588	3,352	6,940	5,859	5,027	10,886	9,447	8,379	17,826	..	17,826	
	Kieta ..	3,035	2,559	5,594	3,616	3,588	7,184	6,651	6,127	12,778	..	12,778	
	Buin ..	2,892	2,398	5,290	3,662	4,100	7,962	6,754	6,498	13,252	..	13,252	
	Total ..	9,515	8,309	17,824	13,337	12,695	26,032	22,852	21,004	48,758	..	48,758	
Manus ..	Total ..	3,286	2,816	6,102	4,481	4,127	8,008	7,767	6,943	14,710	..	14,710	
	Grand Total ..	210,055	181,709	391,764	237,157	205,672	552,829	497,212	447,381	967,738	175,826	1,143,564	

\*Natives absent in employment in other Districts and attending Administration and Mission Schools, not enumerated.

## APPENDIX I.—continued.

## 2. NON-INDIGENOUS POPULATION AS AT 30TH JUNE EACH YEAR.(a)

Nationality or Race.( <i>o</i> )	1947.	1950.	1951.	1952.	1953.
European—					
British .. .. .	3,447	5,551	5,674	6,511	7,640
Other .. .. .	444	650	755	811	766
Total Europeans ..	3,891	6,201	6,429	7,322	8,406
Asian—					
Chinese .. .. .	1,732	1,901	1,949	2,026	2,078
Other .. .. .	256	269	269	271	274
Total Asian ..	1,988	2,170	2,218	2,297	2,352
Other—					
Other .. .. .	10	7	7	7	9
Stateless .. .. .	311	302	302	300	297
Total .. .. .	6,200	8,680	8,956	9,926	11,064

(a) According to nationality for Census figure, as at 30th June, 1947, and estimated by race for subsequent years.

## 3. NON-INDIGENOUS POPULATION: MIGRATION, BIRTHS AND DEATHS BY NATIONALITY DURING THE YEAR ENDED 30TH JUNE, 1953, AND ESTIMATED AS AT 30TH JUNE, 1953.

Nationality.	Estimated Population as at 30th June, 1952.			Births.			Immigration.			Total Increase.		
	Males.	Females.	Total.	Males.	Females.	Total.	Males.	Females.	Total.	Males.	Females.	Total.
Argentinian .. ..	..	1	1	..	..	..	..	..	..	..	..	..
Austrian .. .. .	1	3	4	..	..	..	1	..	1	1	..	1
Belgian .. .. .	2	..	2	..	..	..	..	..	..	..	..	..
Brazilian .. .. .	1	..	1	..	..	..	..	..	..	..	..	..
British .. .. .	4,504	2,007	6,511	87	81	168	4,479	1,710	6,189	4,566	1,791	6,357
Chinese .. .. .	1,189	857	2,026	37	42	79	78	40	118	115	82	197
Czechoslovakian ..	9	6	15	..	..	..	5	3	8	5	3	8
Danish .. .. .	2	..	2	..	..	..	3	..	3	3	..	3
Dutch .. .. .	54	41	95	..	..	..	15	5	20	15	5	20
Dominican Republic ..	..	..	..	..	..	..	1	..	1	1	..	1
Filipino .. .. .	247	11	258	..	1	1	..	1	1	..	2	2
Finnish .. .. .	2	..	2	..	..	..	2	2	4	2	2	4
French .. .. .	14	11	25	..	..	..	4	..	4	4	..	4
German .. .. .	151	120	271	1	2	3	29	9	38	30	11	41
Greek .. .. .	2	..	2	..	..	..	1	1	2	1	1	2
Hungarian .. .. .	..	..	..	..	1	1	7	3	10	7	4	11
Indian .. .. .	..	..	..	..	..	..	1	..	1	1	..	1
Indonesian .. .. .	1	..	1	..	..	..	..	..	..	..	..	..
Italian .. .. .	1	5	6	..	..	..	8	..	8	8	..	8
Japanese .. .. .	9	3	12	1	..	1	..	..	..	1	..	1
Latvian .. .. .	..	1	1	1	..	1	5	1	6	6	1	7
Lithuanian .. .. .	2	2	4	..	..	..	2	..	2	2	..	2
Polish .. .. .	73	1	74	1	..	1	11	2	13	12	2	14
Portuguese .. .. .	..	..	..	..	..	..	1	1	2	1	1	2
Samoaan .. .. .	2	5	7	..	..	..	..	..	..	..	..	..
Swiss .. .. .	2	3	5	..	..	..	2	..	2	2	..	2
Syrian .. .. .	..	..	..	..	..	..	2	..	2	2	..	2
United States of America	177	107	284	7	4	11	41	18	59	48	22	70
Stateless and Others ..	179	138	317	..	..	..	15	5	20	15	5	20
Total .. .. .	6,604	3,322	9,926	135	131	266	4,713	1,801	6,514	4,848	1,932	6,780

## APPENDIX I.—continued.

## 3. NON-INDIGENOUS POPULATION: MIGRATION, BIRTHS AND DEATHS BY NATIONALITY, ETC.—continued.

Nationality.	Deaths.			Emigration.			Total Decrease.			Net Increase.(a)			Estimated Population as at 30th June, 1953.		
	Males.	Fe- males.	Total.	Males.	Fe- males.	Total.	Males.	Fe- males.	Total.	Males.	Fe- males.	Total.	Males.	Fe- males.	Total.
Argentinian .. ..	..	..	..	..	..	..	..	..	..	..	..	..	..	1	1
Austrian .. ..	..	..	..	..	..	..	..	..	..	1	..	1	2	3	5
Belgian .. ..	..	..	..	..	..	..	..	..	..	..	..	..	2	..	2
Brazilian .. ..	..	..	..	..	..	..	..	..	..	..	..	..	1	..	1
British .. ..	14	..	14	3,906	1,333	5,239	3,920	1,333	5,253	646	458	1,104	5,161	2,479	7,640
Chinese .. ..	12	..	12	84	49	133	96	49	145	19	33	52	1,188	890	2,078
Czechoslovakian .. ..	..	..	..	5	2	7	5	2	7	..	1	1	7	7	(b) 14
Danish .. ..	..	..	..	2	..	2	2	..	2	1	..	1	3	..	3
Dutch .. ..	1	..	1	16	1	17	17	1	18	-2	4	2	51	39	(b) 90
Dominican Republic .. ..	..	..	..	1	..	1	1	..	1	..	..	..	..	..	..
Filipino .. ..	..	..	..	..	..	..	..	..	..	..	2	2	247	13	260
Finnish .. ..	..	..	..	1	..	1	1	..	1	1	2	3	3	2	5
French .. ..	..	..	..	2	1	3	2	1	3	2	-1	1	16	9	(b) 25
German .. ..	2	..	2	42	20	62	44	20	64	-14	-9	-23	133	105	(b) 238
Greek .. ..	..	..	..	1	..	1	1	..	1	..	1	1	2	1	3
Hungarian .. ..	..	..	..	4	..	4	4	..	4	3	4	7	3	4	7
Indian .. ..	..	..	..	..	..	..	..	..	..	1	..	1	1	..	1
Indonesian .. ..	..	..	..	..	..	..	..	..	..	..	..	..	1	..	1
Italian .. ..	..	..	..	6	1	7	6	1	7	2	-1	1	3	4	7
Japanese .. ..	1	..	1	..	..	..	1	..	1	..	..	..	9	3	12
Latvian .. ..	1	..	1	2	1	3	3	1	4	3	..	3	3	1	4
Lithuanian .. ..	..	..	..	..	..	..	..	..	..	2	..	2	4	2	6
Polish .. ..	1	..	1	21	..	21	22	..	22	-10	2	-8	62	3	(b) 65
Portuguese .. ..	..	..	..	..	..	..	..	..	..	1	1	2	1	1	2
Samoan .. ..	..	..	..	..	..	..	..	..	..	..	..	..	2	5	7
Swiss .. ..	..	..	..	..	..	..	..	..	..	2	..	2	4	3	7
Syrian .. ..	..	..	..	2	..	2	2	..	2	..	..	..	..	..	..
United States of America .. ..	2	..	2	43	26	69	45	26	71	3	-4	-1	180	103	283
Stateless and Others .. ..	1	..	1	33	2	35	34	2	36	-19	3	-16	157	140	(b) 297
Total .. ..	35	..	35	4,171	1,436	5,607	4,206	1,436	5,642	642	496	1,138	7,246	3,818	11,064

(a) The sign "—" indicates a decrease.

(b) Twenty-five persons from nationalities marked "(b)" became naturalized British subjects during the year.





APPENDIX II.—*continued.*I. PUBLIC SERVICE OF PAPUA AND NEW GUINEA: POSITIONS IN NEW GUINEA AT 30TH JUNE, 1953—*continued.*DEPARTMENT OF THE TREASURY—*continued.*

## Posts and Telecommunications Branch, Postal Services—

Postmaster .. .. .	4
Postal Assistant .. .. .	6
Postal Officer .. .. .	2
	— 12

## Posts and Telecommunications Branch, Telecommunications Services—

Line Foreman .. .. .	2
Lineman .. .. .	9
Senior Technician (Radio) .. .. .	4
Technician (Radio) .. .. .	5
Senior Radio Telegraphist .. .. .	7
Radio Telegraphist .. .. .	6
Radio Telephone Operator .. .. .	3
Radio Traffic Assistant .. .. .	4
Senior Technician (Telephone) .. .. .	3
	— 43

80

## CROWN LAW DEPARTMENT—

## Titles Commission—

Legal Officer .. .. .	1
Administrative Officer .. .. .	1
Clerk .. .. .	2
Typist .. .. .	1
	— 5

## DEPARTMENT OF EDUCATION—

Education Officer .. .. .	59
Education Officer (Female) .. .. .	23
Librarian (Female) .. .. .	3
Assistant (Female), Library .. .. .	3
Cadet Librarian .. .. .	1
Typist .. .. .	2
Cadet Education Officer .. .. .	6
	— 97

## DEPARTMENT OF AGRICULTURE, STOCK AND FISHERIES—

## Administrative Branch—

Cadet Agricultural Officer .. .. .	17
	— 17

## Division of Animal Industry—

Veterinary Officer .. .. .	2
Animal Husbandry Officer .. .. .	2
Manager .. .. .	5
Overseer .. .. .	3
Animal Husbandry Officer .. .. .	3
Senior Stock Inspector .. .. .	1
Stock Inspector .. .. .	1
	— 17

## Division of Plant Industry—

Entomologist .. .. .	1
Manager .. .. .	3
Agricultural Officer .. .. .	2
Overseer .. .. .	2
	— 8

## Division of Agricultural Extension—

Clerk .. .. .	1
Agricultural Officer .. .. .	11
Assistant Agricultural Officer .. .. .	14
	— 26

## Division of Production and Marketing—

Produce Inspector .. .. .	2
Project Manager .. .. .	3
	— 5

73

## DEPARTMENT OF LANDS, SURVEYS AND MINES—

Clerk (Registrar of Mines) .. .. .	1
Clerk .. .. .	1
Mining Warden .. .. .	1
Mining Inspector .. .. .	1
Geologist (Vulcanologist) .. .. .	1
Surveyor .. .. .	4
Chainmen .. .. .	2
	— 11

APPENDIX II.—*continued.*1. PUBLIC SERVICE OF PAPUA AND NEW GUINEA: POSITIONS IN NEW GUINEA AT 30TH JUNE, 1953—*continued.*

## DEPARTMENT OF FORESTS—

Regional Forest Officer .. .. .	2
Forest Officer .. .. .	3
Forest Ranger .. .. .	3
Mill Manager .. .. .	2
Engine Driver Mechanic .. .. .	2
Saw Doctor .. .. .	2
Sawyer .. .. .	10
Tractor-Operator Mechanic .. .. .	7
Mechanic Motor Transport and Equipment .. .. .	1
Bush Supervisor .. .. .	2
Tallyman-Orderman .. .. .	2
Wood Machinist .. .. .	1
Kiln-operator .. .. .	1
	38

## DEPARTMENT OF CUSTOMS AND MARINE—

Customs Branch—	
Collector .. .. .	3
Clerk .. .. .	9
	12
Marine Branch—	
Harbour Master .. .. .	1
Foreman Stevedore .. .. .	1
Master Engineer .. .. .	13
	15
	27
Grand Total .. .. .	779

## APPENDIX II.—continued.

3. PUBLIC SERVICE OF PAPUA AND NEW GUINEA: CLASSIFIED POSITIONS AND SALARIES  
AT 30TH JUNE, 1953.

The salary ranges quoted are standard rates and do not include the following allowances:—

(a) Cost of living allowance—	£ per annum.
(i) for adult male officers and married minors (males) .. .. .	192
(ii) for adult female officers .. .. .	144
(iii) for minors (females) and unmarried minors (males) 19 and 20 years of age .. .. .	128
(iv) for minors under 19 years of age excepting married minors (males)	96
 (b) Territorial allowance—	
(i) married male officers .. .. .	250
(ii) unmarried officers, 18 years of age and over .. .. .	150
(iii) officers under 18 years of age other than married male officers ..	75

Classified Positions (European).	No.	Salary Range. £
<i>Department of the Administrator.</i>		
Assistant Administrator .. .. .	1	2,110
Official Secretary .. .. .	1	956-1,064
Clerk .. .. .	1	620-764
Typist, Grade II. .. .. .	1	401
Typist, Grade I. .. .. .	1	246-467
Land Settlement Officer .. .. .	1	1,094-1,184
Public Relations Officer .. .. .	1	1,010-1,100
	7	
 <i>Department of the Government Secretary.</i>		
Government Secretary .. .. .	1	1,800-1,986
Secretary (Planning and Development) .. .. .	1	1,614-1,800
<i>Central Administration Branch—</i>		
Assistant Government Secretary .. .. .	1	1,274-1,428
Administrative Officer .. .. .	1	1,094-1,184
Statistical Officer .. .. .	1	1,004-1,124
Senior Clerk .. .. .	1	956-1,064
Clerk (Planning and Development) .. .. .	1	956-1,064
Clerk (Executive Council) .. .. .	1	860-956
Clerk .. .. .	1	812-908
Clerk .. .. .	1	620-764
Clerk .. .. .	1	572-692
Clerk .. .. .	1	276-620
Clerk (Statistics) .. .. .	1	620-764
Typist (Female), Grade II. .. .. .	1	491
Typist (Female), Grade I. .. .. .	2	246-467
<i>Public Service Branch (a)—</i>		
Assistant Inspector .. .. .	1	1,094-1,184
Clerk .. .. .	1	812-908
Clerk .. .. .	1	692-812
Clerk .. .. .	2	620-764
Clerk .. .. .	3	572-692
Clerk .. .. .	3	276-620
Typist (Female), Grade II. .. .. .	1	491
Typist (Female), Grade I. .. .. .	1	246-467
Mess Manager .. .. .	1	560
<i>Works Branch (b)—</i>		
Secretary .. .. .	1	1,274-1,428
Administrative Officer .. .. .	1	956-1,064
Clerk .. .. .	1	692-812
Clerk .. .. .	1	572-692
Typist (Female), Grade I. .. .. .	1	246-467
Works Supervisor .. .. .	3	836-884
Senior Carpenter .. .. .	3	688
Senior Plumber .. .. .	3	656
Senior Painter .. .. .	1	614

## APPENDIX II.—continued.

## 3. PUBLIC SERVICE OF PAPUA AND NEW GUINEA: CLASSIFIED POSITIONS AND SALARIES AT 30TH JUNE, 1953—continued.

Classified Positions (European).	No.	Salary Range.
		£
<i>Department of the Government Secretary—continued.</i>		
<i>Police and Prisons Branch—</i>		
Commissioner .. .. .	1	1,274-1,428
Superintendent .. .. .	3	956-1,064
Inspector, 1st Class .. .. .	8	956-1,004
Inspector, 2nd Class .. .. .	9	812-908
Sub-Inspector .. .. .	42	620-764
Typist (Female), Grade I. .. .. .	1	246-467
	109	
<i>Department of Health.</i>		
Director .. .. .	1	1,986
Assistant Director (Medical Services) .. .. .	1	1,862
Assistant Director (Hygiene) .. .. .	1	1,862
Assistant Director (Medical Training) .. .. .	1	1,862
Senior Medical Officer .. .. .	3	1,738
Specialist Medical Officer (Tuberculosis) .. .. .	1	1,738
Specialist Medical Officer (Pathology) .. .. .	3	1,738
Specialist Medical Officer (Radiology) .. .. .	1	1,738
Specialist Medical Officer (Leprosy) .. .. .	1	1,738
Specialist Medical Officer (Surgery) .. .. .	1	1,738
Specialist Medical Officer (Ophthalmology) .. .. .	1	1,738
Medical Officer .. .. .	48	1,184-1,676
Dental Officer .. .. .	4	1,094-1,184
Senior Pharmacist .. .. .	1	956-1,064
Pharmacist, Grade II. .. .. .	4	860-956
Pharmacist, Grade I. .. .. .	4	620-860
Health Inspector, Grade II. .. .. .	7	734-806
Health Inspector, Grade I. .. .. .	3	668-722
Dental Mechanic .. .. .	4	578-602
Receptionist (Female) .. .. .	4	238-401
Senior Matron .. .. .	1	623-659
Matron .. .. .	3	563-587
Senior Nurse .. .. .	8	479-503
Nurse .. .. .	47	431-455
Radiographer, Grade II. .. .. .	6	674-710
Radiographer, Grade I. .. .. .	4	620-656
Pathological Assistant, Grade II. .. .. .	8	674-710
Pathological Assistant, Grade I. .. .. .	8	620-656
Senior Medical Assistant .. .. .	6	794-866
Medical Assistant, Grade III. .. .. .	20	668-704
Medical Assistant, Grade II. .. .. .	35	614-650
Medical Assistant, Grade I. .. .. .	45	572-596
Administrative Officer .. .. .	1	956-1,064
Clerk .. .. .	1	812-908
Clerk .. .. .	1	692-812
Clerk .. .. .	1	620-764
Clerk .. .. .	4	572-692
Clerk .. .. .	7	276-620
Typist (Female), Grade II. .. .. .	1	491
Typist (Female), Grade I. .. .. .	6	246-467
Storeman, Grade II. .. .. .	3	642-554
Storeman, Grade I. .. .. .	3	506-530
Dietitian (Female) .. .. .	1	479-503
Nutritionist-Biochemist (Female) .. .. .	1	515-803
Technician (X-ray Equipment) .. .. .	1	602-638
Technician (Hospital Equipment) .. .. .	1	602-638
Librarian (Female) .. .. .	1	467-659
Physiotherapist (Female) .. .. .	1	515-587
Surgical Fitter, Grade III. .. .. .	1	650
Pre-school Officer (Female) .. .. .	1	659-683
Pre-school Teacher (Female) .. .. .	3	491-551
	323	

## APPENDIX II.—continued.

## 3. PUBLIC SERVICE OF PAPUA AND NEW GUINEA: CLASSIFIED POSITIONS AND SALARIES AT 30TH JUNE, 1953—continued.

Classified Positions (European).	No.	Salary Range.
		£
<i>Department of District Services and Native Affairs.</i>		
Director .. .. .	1	1,614-1,800
First Assistant Director .. .. .	1	1,274-1,428
Assistant Director .. .. .	1	1,214-1,304
District Inspector .. .. .	1	1,094-1,184
District Officer .. .. .	2	1,214-1,304
District Officer .. .. .	15	1,094-1,184
District Officer (Magistrate) .. .. .	3	1,094-1,184
Assistant District Officer .. .. .	50	908-956
Patrol Officer .. .. .	150	524-908
Cadet Patrol Officer .. .. .	60	318-620
Anthropologist .. .. .	1	1,094-1,184
Anthropologist (Female), Grade I. .. .. .	1	750-846
Registrar (Co-operative Societies) .. .. .	1	1,094-1,184
Assistant Registrar (Co-operative Societies) .. .. .	2	956-1,064
Co-operative Officer .. .. .	11	860-956
Assistant Co-operative Officer .. .. .	8	692-812
Senior Native Authorities Officer .. .. .	1	956-1,064
Native Authorities Officer .. .. .	10	908-956
Administrative Officer .. .. .	1	1,004-1,124
Clerk .. .. .	1	812-908
Clerk (Staff Movements) .. .. .	1	812-908
Clerk .. .. .	2	692-812
Clerk .. .. .	8	620-764
Clerk .. .. .	14	572-692
Clerk .. .. .	10	276-620
Typist (Female), Grade II. .. .. .	1	491
Typist (Female), Grade I. .. .. .	10	246-467
Superintendent .. .. .	3	626-680
Overseer .. .. .	10	554-602
<i>Native Labour Branch—</i>		
Officer-in-charge .. .. .	1	956-1,064
Native Labour Officer .. .. .	3	764-908
Clerk .. .. .	1	692-812
Clerk .. .. .	1	276-620
Typist (Female), Grade I. .. .. .	1	246-467
	387	
<i>Department of the Treasury.</i>		
Treasurer and Director of Finance .. .. .	1	1,614-1,800
Assistant Treasurer .. .. .	1	1,274-1,428
Accountant .. .. .	1	1,214-1,304
Sub-Accountant .. .. .	1	1,004-1,124
Clerk (O/S Accounts) .. .. .	1	812-908
Clerk (Paying and Receiving) .. .. .	1	812-908
Clerk (Inspection) .. .. .	2	812-908
Clerk .. .. .	1	764-860
Clerk (General Accounts) .. .. .	3	764-860
Clerk (Salaries) .. .. .	1	764-860
Clerk (O/S Accounts) .. .. .	1	764-860
Clerk .. .. .	1	692-812
Clerk .. .. .	7	620-764
Clerk .. .. .	1	572-692
Clerk .. .. .	3	276-620
Typist (Female), Grade II. .. .. .	1	491
Typist (Female), Grade I. .. .. .	1	246-467
Assistant (Female), Grade I. .. .. .	4	238-401
Accounting Machinist (Female), Grade I. .. .. .	4	246-467
<i>Stores and Transport Branch—</i>		
Superintendent .. .. .	1	1,094-1,184
Assistant Superintendent .. .. .	1	860-956
Stores Officer .. .. .	5	692-812

## APPENDIX II.—continued.

## 3. PUBLIC SERVICE OF PAPUA AND NEW GUINEA: CLASSIFIED POSITIONS AND SALARIES AT 30TH JUNE, 1953—continued.

Classified Positions (European).	No.	Salary Range.
		£
<i>Department of the Treasury—continued.</i>		
<i>Stores and Transport Branch—continued.</i>		
Clerk (Costing) .. .. .	1	620-764
Clerk .. .. .	6	572-692
Clerk .. .. .	4	276-620
Storekeeper, Grade II. .. .. .	1	596-614
Storekeeper, Grade I. .. .. .	4	560-584
Storeman, Grade II. .. .. .	16	542-554
Storeman, Grade I. .. .. .	10	506-530
Mechanic (Typewriter) .. .. .	1	530-554
Typist (Female), Grade I. .. .. .	5	246-467
Transport Officer, Grade II. .. .. .	1	716-752
Transport Officer, Grade I. .. .. .	2	686-722
Motor Mechanic. .. .. .	3	560-596
<i>Government Printing Office—</i>		
Government Printer .. .. .	1	956-1,064
Clerk .. .. .	1	572-692
Foreman .. .. .	1	752
Operator-Compositor .. .. .	2	656-692
Machinist .. .. .	4	614-650
Compositor .. .. .	1	614-650
Typist (Female), Grade I. .. .. .	1	246-467
<i>Posts and Telecommunications Branch, Postal Services—</i>		
Officer-in-charge (Postal Services) .. .. .	1	956-1,064
Inspector (Postal Services) .. .. .	1	860-956
Senior Postal Clerk, Grade I. .. .. .	2	656-764
Clerk .. .. .	1	572-692
Clerk .. .. .	1	276-620
Typist (Female), Grade I. .. .. .	1	246-467
Postmaster, Grade II. .. .. .	3	788-860
Postmaster, Grade I. .. .. .	3	578-668
Senior Postal Assistant .. .. .	2	614
Postal Assistant .. .. .	8	506-602
Postal Officer .. .. .	3	470-530
Monitor (Male) .. .. .	1	572-608
Telephonist (Female) .. .. .	5	246-431
<i>Telecommunications Services—</i>		
Divisional Engineer .. .. .	1	1,154-1,244
Group Engineer .. .. .	1	956-1,064
Clerk .. .. .	1	620-764
Clerk .. .. .	1	572-692
Clerk .. .. .	1	276-620
Typist (Female), Grade I. .. .. .	1	246-467
Draftsman .. .. .	1	524-908
Line Inspector .. .. .	1	692-788
Line Foreman, Grade II. .. .. .	3	662
Line Foreman, Grade I. .. .. .	1	614-632
Lineman, Grade II. .. .. .	14	560
Lineman, Grade I. .. .. .	4	506-542
Radio Inspector .. .. .	1	620-908
Supervising Technician (Radio), Grade IV. .. .. .	1	818-866
Senior Technician (Radio) .. .. .	6	656-692
Technician (Radio) .. .. .	8	560-632
Senior Radio Telegraphist .. .. .	11	650-704
Radio Telegraphist .. .. .	8	524-632
Radio Telephone Operator .. .. .	4	530-566
Radio Traffic Assistant .. .. .	6	482-530
Supervising Technician (Telephone) .. .. .	1	740-782
Senior Technician (Telephone) .. .. .	5	656-692
Technician (Telephone) .. .. .	3	560-632
Storeman, Grade I. .. .. .	1	506-530
Senior Technician (Workshops) .. .. .	1	638-656
	226	

APPENDIX II.—*continued.*3. PUBLIC SERVICE OF PAPUA AND NEW GUINEA: CLASSIFIED POSITIONS AND SALARIES AT 30TH JUNE, 1953—*continued.*

Classified Positions (European).	No.	Salary Range.
		£
<i>Crown Law Department.</i>		
Crown Law Officer .. .. .	1	1,490-1,676
Deputy Crown Law Officer .. .. .	1	1,214-1,304
Legal Officer, Grade III. .. .. .	1	1,064-1,154
Legal Officer, Grade II. .. .. .	3	932-1,034
Legal Officer, Grade I. .. .. .	2	318-908
Clerk .. .. .	1	620-764
Clerk .. .. .	1	276-620
Typist (Female), Grade II. .. .. .	1	491
Typist (Female), Grade I. .. .. .	2	246-467
<i>Registrar-General's Branch—</i>		
Registrar-General .. .. .	1	1,004-1,124
Draftsman, Grade I. .. .. .	2	620-908
Senior Clerk and Deputy Registrar-General .. .. .	1	692-812
Clerk .. .. .	1	572-692
Clerk .. .. .	1	276-620
<i>Public Curator's Branch—</i>		
Public Curator .. .. .	1	1,004-1,124
Senior Clerk and Deputy Public Curator .. .. .	1	692-812
Inspector .. .. .	1	620-764
Clerk .. .. .	1	620-764
Clerk .. .. .	1	276-620
<i>Supreme Court—</i>		
Registrar .. .. .	1	764-860
Clerk .. .. .	2	276-620
Typist (Female), Grade II. .. .. .	1	491
<i>Titles Commission Branch—</i>		
Legal Officer, Grade III. .. .. .	1	1,064-1,154
Administrative Officer .. .. .	1	956-1,064
Clerk .. .. .	1	692-812
Clerk .. .. .	1	276-620
Typist (Female), Grade II. .. .. .	1	491
	33	
<i>Department of Education.</i>		
Director .. .. .	1	1,552-1,676
Assistant Director .. .. .	1	1,214-1,304
Officer-in-charge .. .. .	3	1,154-1,244
Inspector of Schools .. .. .	2	1,094-1,184
Administrative Officer .. .. .	1	956-1,064
Education Officer, Class 4 .. .. .	10	1,004-1,064
Education Officer, Class 3 .. .. .	20	956-1,004
Education Officer, Class 2 .. .. .	31	860-956
Education Officer, Class 1 (A) .. .. .	36	764-860
Education Officer, Class 1 (B) .. .. .	10	620-764
Officer-in-charge (Women's Division) .. .. .	1	989-1,079
Education Officer (Female), Class 3 .. .. .	2	851-899
Education Officer (Female), Class 2 .. .. .	9	755-851
Education Officer (Female), Class 1 (A) .. .. .	16	659-755
Education Officer (Female), Class 1 (B) .. .. .	5	516-659
Principal Librarian .. .. .	1	956-1,004
Librarian (Female) .. .. .	6	467-659
Assistant (Female) (Library) .. .. .	6	238-401
Cadet Librarian (Female) .. .. .	1	246-515
Clerk .. .. .	1	620-764
Clerk .. .. .	2	572-692
Clerk .. .. .	4	276-620
Clerk .. .. .	2	542-554
Storeman, Grade II. .. .. .	1	491
Typist (Female), Grade II. .. .. .	6	246-467
Typist (Female), Grade I. .. .. .	6	246-467
Cadet Education Officer .. .. .	10	276-620
	188	

APPENDIX II.—*continued.*3. PUBLIC SERVICE OF PAPUA AND NEW GUINEA: CLASSIFIED POSITIONS AND SALARIES AT 30TH JUNE, 1953—*continued.*

Classified Positions (European).	No.	Salary Range.
		£
<i>Department of Agriculture, Stock and Fisheries.</i>		
Director .. .. .	1	1,552-1,876
Assistant Director .. .. .	1	1,214-1,304
<i>Administrative Branch—</i>		
Administrative Officer .. .. .	1	956-1,064
Agricultural Economist .. .. .	1	956-1,064
Clerk (Accounts) .. .. .	1	812-908
Supply Officer .. .. .	1	620-764
Clerk .. .. .	1	692-812
Clerk .. .. .	1	620-764
Clerk .. .. .	1	572-692
Clerk .. .. .	1	276-620
Publications Officer .. .. .	1	692-812
Biometrician .. .. .	1	908-956
Librarian (Female) .. .. .	1	467-659
Mechanic .. .. .	1	578-614
Typist (Female), Grade II. .. .. .	1	491
Typist (Female), Grade I. .. .. .	2	246-467
Cadet Agricultural Officer .. .. .	25	276-620
<i>Chemical and Industrial Section—</i>		
Senior Agricultural Chemist .. .. .	1	1,094-1,184
Biochemist .. .. .	1	620-908
Soils Chemist, Grade II. .. .. .	1	908-956
Soil Survey Officer, Grade II. .. .. .	1	908-956
Soil Survey Officer, Grade I. .. .. .	1	764-908
Agricultural Engineer .. .. .	1	620-908
Technical Assistant .. .. .	2	620-764
Expert (Agricultural Machinery) .. .. .	1	812
<i>Division of Animal Industry—</i>		
Chief of Division .. .. .	1	1,154-1,244
Registrar (Stock and Brands) .. .. .	1	812-908
Clerk .. .. .	1	692-812
Clerk .. .. .	1	620-764
Clerk .. .. .	1	276-620
Typist (Female), Grade I. .. .. .	1	246-467
Veterinary Officer, Grade III. .. .. .	2	1,094-1,184
Veterinary Officer, Grade I. .. .. .	1	908-1,004
Animal Husbandry Officer, Grade III. .. .. .	1	1,094-1,184
Animal Husbandry Officer, Grade II. .. .. .	1	1,004-1,124
Animal Husbandry Officer, Grade I. .. .. .	1	908-956
Pathologist-Bacteriologist .. .. .	1	1,004-1,124
Parasitologist .. .. .	1	1,004-1,124
Laboratory Officer .. .. .	1	620-908
Manager, Grade III. .. .. .	1	860-956
Manager, Grade II. .. .. .	2	764-860
Manager, Grade I. .. .. .	4	620-764
Overseer, Grade II. .. .. .	4	512-602
Overseer, Grade I. .. .. .	3	470-530
Animal Husbandry Assistant .. .. .	4	512-602
Senior Stock Inspector .. .. .	1	860-956
Stock Inspector .. .. .	3	620-764
<i>Division of Plant Industry—</i>		
Chief of Division .. .. .	1	1,154-1,244
Clerk .. .. .	1	620-764
Clerk .. .. .	1	276-620
Typist (Female), Grade I. .. .. .	1	246-467
Economic Botanist .. .. .	1	1,094-1,184
Fibres Specialist .. .. .	1	956-1,064
Plant Introduction Officer .. .. .	1	956-1,064
Plant Pathologist, Grade II. .. .. .	1	956-1,064
Crop Specialist .. .. .	1	956-1,064
Plant Pathologist, Grade I. .. .. .	1	908-956
Senior Entomologist .. .. .	1	1,094-1,184
Entomologist, Grade II. .. .. .	1	956-1,064
Entomologist, Grade I. .. .. .	1	908-956



APPENDIX II.—*continued.*3. PUBLIC SERVICE OF PAPUA AND NEW GUINEA: CLASSIFIED POSITIONS AND SALARIES AT 30TH JUNE, 1953—*continued.*

Classified Positions (European).	No.	Salary Range.
		£
<i>Department of Agriculture, Stock and Fisheries—continued.</i>		
Assistant Entomologist .. .. .	1	764-908
Agronomist, Grade I. .. .	1	908-956
Assistant Agronomist .. .	1	764-908
Plant Breeder .. .	2	908-956
Manager, Grade III. .. .	2	860-956
Manager, Grade II. .. .	1	764-860
Manager, Grade I. .. .	1	620-764
Agricultural Officer, Grade I. .. .	3	764-908
Curator, Parks and Gardens .. .	1	620-764
Overseer, Grade II. .. .	1	512-602
Overseer, Grade I. .. .	3	470-530
Nurseryman .. .	1	506-578
Technical Assistant .. .	1	620-764
Field Assistant .. .	3	692
<i>Division of Agricultural Extension—</i>		
Chief of Division .. .	1	1,154-1,244
Clerk .. .	1	692-812
Clerk .. .	1	620-764
Clerk .. .	1	572-692
Clerk .. .	1	276-620
Agricultural Officer, Grade III. .. .	3	956-1,064
Agricultural Officer, Grade II. .. .	3	908-956
Agricultural Officer, Grade I. .. .	12	764-908
Assistant Agricultural Officer .. .	19	620-764
Typist (Female), Grade I. .. .	1	246-467
<i>Division of Production and Marketing—</i>		
Chief of Division .. .	1	1,154-1,244
Production Officer .. .	1	956-1,064
Marketing Officer .. .	1	956-1,064
Clerk .. .	1	620-764
Clerk .. .	1	276-620
Typist (Female), Grade I. .. .	1	246-467
Senior Produce Inspector .. .	1	908-956
Produce Inspector .. .	4	764-860
Manager, Grade II. .. .	2	764-860
Manager, Grade I. .. .	2	620-764
Overseer, Grade I. .. .	2	470-530
Project Manager .. .	6	620-764
<i>Division of Fisheries—</i>		
Chief of Division .. .	1	1,154-1,244
	190	
<i>Department of Lands, Surveys and Mines.</i>		
Secretary .. .	1	1,490-1,552
Assistant Secretary .. .	1	1,154-1,244
Administrative Officer .. .	1	880-956
Clerk .. .	1	692-812
Clerk (Registrar Mines) .. .	1	620-764
Clerk .. .	3	572-692
Clerk .. .	3	276-620
Typist (Female), Grade I. .. .	3	246-467
Chief Draftsman .. .	1	980-1,064
Draftsman, Grade II. .. .	5	908-956
Draftsman, Grade I. .. .	2	620-908
Cadet Draftsman .. .	1	276-620
Tracer (Female) .. .	1	246-467
Chief Surveyor .. .	1	980-1,064
Surveyor .. .	8	908-956
Assistant Surveyor .. .	2	620-908
Chainman .. .	4	554
Mining Warden .. .	1	956-1,064
Mining Inspector .. .	2	908-1,004

APPENDIX II.—*continued.*3. PUBLIC SERVICE OF PAPUA AND NEW GUINEA: CLASSIFIED POSITIONS AND SALARIES AT 30TH JUNE, 1953—*continued.*

Classified Positions (European).	No.	Salary Range.
		£
<i>Department of Lands, Surveys and Mines—continued.</i>		
Senior Geologist .. .. .	1	1,004-1,124
Geologist, Grade II. .. .. .	1	956-1,064
Geologist, Grade I. (Vulcanologist) .. .. .	1	620-908
Valuer .. .. .	1	1,094-1,184
	46	
<i>Department of Works.(c)</i>		
Director .. .. .	1	1,366-1,552
Assistant Director .. .. .	1	1,154-1,244
Engineer, Grade III. .. .. .	2	980-1,064
Engineer, Grade II. .. .. .	2	908-956
Architect, Grade II. .. .. .	1	908-956
Architect, Grade I. .. .. .	1	620-908
Clerk .. .. .	1	692-812
Clerk .. .. .	2	620-764
Clerk .. .. .	1	572-692
Works Supervisor .. .. .	2	836-884
Works Foreman .. .. .	1	656-692
Blacksmith .. .. .	1	566-602
Mechanic, Grade III. .. .. .	2	614-650
Mechanic, Grade II. .. .. .	2	578-614
Storekeeper-in-charge .. .. .	1	746-782
Foreman Storeman, Grade III. .. .. .	1	692-728
Stores Officer .. .. .	2	578-596
Storeman, Grade II. .. .. .	2	542-554
	26	
<i>Department of Forests.</i>		
Director .. .. .	1	1,490-1,552
Assistant Director and Silviculturalist .. .. .	1	1,274-1,428
Forest Engineer and Utilization Officer .. .. .	1	1,094-1,184
Forest Botanist .. .. .	1	1,094-1,184
Regional Forest Officer .. .. .	2	956-1,064
Administrative Officer .. .. .	1	908-1,004
Reserve Settlement Officer .. .. .	1	908-1,004
Chief Draftsman .. .. .	1	908-956
Forest Officer .. .. .	4	620-908
Technical Assistant .. .. .	2	524-764
Draftsman, Grade I. .. .. .	2	620-908
Forest Ranger .. .. .	4	680-734
Assistant Forest Ranger .. .. .	4	572-662
Plant Ecologist and Assistant Botanist .. .. .	1	860-956
Clerk .. .. .	1	620-764
Clerk .. .. .	2	572-692
Clerk .. .. .	2	276-620
Cadet Forest Officer .. .. .	8	276-620
Librarian and Air Photo Interpreter (Female) .. .. .	1	467-659
Typist (Female), Grade I. .. .. .	3	246-467
<i>Sawmills—</i>		
Mill Manager .. .. .	2	866-914
Engine Driver Mechanic .. .. .	2	584-620
Saw Doctor .. .. .	2	608-644
Sawyer, Grade II. .. .. .	10	554-590
Tractor Operator Mechanic .. .. .	7	554-590
Mechanic Motor Transport and Equipment .. .. .	1	584-620
Bush Supervisor .. .. .	2	554-590
Tallyman-Orderman .. .. .	2	524-560
Wood Machinist .. .. .	1	554-590
Kiln-Operator .. .. .	1	524-560
	73	

## APPENDIX II.—continued.

## 3. PUBLIC SERVICE OF PAPUA AND NEW GUINEA: CLASSIFIED POSITIONS AND SALARIES AT 30TH JUNE, 1953—continued.

Classified Positions (European).	No.	Salary Range.
		£
<i>Department of Customs and Marine.</i>		
Chief Collector .. .. .	1	1,490-1,552
Assistant Chief Collector .. .. .	1	1,094-1,184
<i>Customs Branch—</i>		
Collector, Grade II. .. .. .	3	860-908
Collector, Grade I. .. .. .	2	764-860
Clerk .. .. .	5	620-764
Clerk .. .. .	9	572-692
Clerk .. .. .	4	276-620
Typist (Female), Grade I. .. .. .	1	246-467
<i>Marine Branch—</i>		
Officer-in-charge .. .. .	1	956-1,064
Harbour Master .. .. .	2	908-956
Clerk .. .. .	2	276-620
Foreman Stevedore .. .. .	2	908-956
Master Engineer, Grade II. .. .. .	15	602-656
Master Engineer, Grade I. .. .. .	4	572-602
Wharf Officer .. .. .	1	536-590
Master, m.v. <i>Laurabada</i> .. .. .	1	722-812
Engineer, m.v. <i>Laurabada</i> .. .. .	1	680-752
<i>Prices Branch—</i>		
Officer-in-charge (Prices) .. .. .	1	1,094-1,184
Prices Officer .. .. .	2	956-1,064
Typist (Female), Grade I. .. .. .	1	246-467
	59	

(a) There is a Public Service Commissioner appointed by the Governor-General under Part II. of the *Public Service Ordinance 1940-1950*.

(b) It is intended to abolish the positions in the Works Branch when the organization and classification of the dormant Department of Works again becomes active.

(c) This departmental organization and classification is dormant during the period that the Commonwealth Department of Works and the Works Branch are responsible for carrying out Public Works for the Administration.

## 4. EUROPEAN STAFF: NUMBER BY DEPARTMENT AND DISTRICT OF EMPLOYMENT AS AT 30TH JUNE, 1953.

Department or Branch.	Eastern High-lands.	Western High-lands.	Sepik.	Mad-ang.	Morobe.	New Britain.	New Ireland.	Bougainville.	Mauss.	Total New Guinea.	Territory of Papua.	Head-quarters.	Unat-tached.	Total.
Administrator .. .. .												6		6
Government Secretary .. .. .												18		18
Central Administration Branch .. .. .												14		22
Public Service Branch .. .. .					2	1				3	5	14		32
Works Branch .. .. .	2		1	2	2	4	2	2	1	16	9	7		51
Police .. .. .	1		1	2	10	10	1	1	2	28	17	9	7	61
Health .. .. .	8	5	14	12	40	41	8	7	4	139	71	20	36	266
District Services and Native Affairs .. .. .	24	16	28	23	30	35	17	13	9	195	100	12	74	381
Native Labour .. .. .												4		4
Treasury .. .. .					3					3		41	5	49
Stores and Transport Branch .. .. .	2		1	4	13	12			1	33	17	4	3	57
Government Printing Office .. .. .												8		8
Postal Services .. .. .				2	9	6				17	19	5		41
Telecommunications Services .. .. .			3	5	9	9	3		1	30	2	27	7	68
Crown Law .. .. .												11		11
Registrar-General's Branch .. .. .												4		4
Public Curator's Branch .. .. .												4	1	5
Supreme Court Registry .. .. .												4	1	5
Titles Commission Branch .. .. .												5		5
Education .. .. .	2		7	2	18	23	4	1	5	62	35	25	11	133
Agriculture, Stock and Fisheries .. .. .	12		3	5	12	13		1	1	47	28	28	15	118
Lands, Surveys and Mines .. .. .				1	8	5	2			16		25	2	43
Forests .. .. .					23	15				38	2	9	8	57
Customs and Marine .. .. .			1	3	7	12	2	1	1	27	13	14	1	55
Total .. .. .	61	21	59	61	186	186	39	26	25	654	318	304	171	1,447

## APPENDIX II.—continued.

## 5. PATROLS CONDUCTED BY ADMINISTRATION OFFICERS AND INSPECTION VISITS BY DISTRICT COMMISSIONERS DURING THE YEAR ENDED 30TH JUNE, 1953.

District.	Head-quarters.	Sub-District.	Patrol Post.	No. of Patrols.	No. of Days on Patrol.	Inspections by District Commissioners.
Eastern Highlands ..	Goroka ..	Goroka ..	..	6	137	..
			Kumiava ..	6	128	..
		Chimbu ..	Henganofi ..	6	55	29
			Chauve ..	15	414	..
		Kainantu ..	..	10	324	..
Total ..	..	3	3	43	1,058	29
Western Highlands ..	Mount Hagen..	Wabag ..	Laiacam ..	9	150	..
			Wapenamunda ..	6	101	29
		Minj.. ..	..	5	178	..
		Mount Hagen..	..	3	161	..
Total ..	..	3	2	23	590	29
Sepik ..	Wewak ..	Wewak ..	Lumi ..	5	53	..
			Green River ..	2	28	..
		Airape ..	Telefomin ..	3	83	..
			Vanimo ..	5	143	30
		Maprik ..	..	2	28	..
			..	2	24	..
		Angoram ..	Yangoru ..	3	31	..
			Dreikikir ..	3	29	..
		..	..	5	45	..
		Ambunti ..	..	6	89	..
Total ..	..	4	7	41	635	30
Madang ...	Madang ..	Bogia ..	..	9	144	..
		Madang ..	{ Aiome Atitu }	18	839	10
		Saidor ..	..	9	194	..
Total ..	..	3	2	36	1,177	10
Morobe ..	Lae ..	Lae ..	Kaiapit ..	1	31	..
			..	4	121	..
		Wau ..	..	9	97	..
		Mumeng ..	..	3	81	..
		Finschhafen ..	..	3	70	19
		Menyamy ..	Wasu ..	4	150	..
			..	2	64	..
		Morobe ..	..	4	96	..
Total ..	..	6	2	30	710	19
New Britain ..	Rabaul ..	Rabaul ..	..	4	106	..
			..	5	162	..
		Kokopo ..	..	4	128	39
		Talasea ..	..	10	209	..
		Gasmata ..	Pomio ..	..	..	..
Total ..	..	4	1	23	605	39
New Ireland ..	Kavieng ..	Kavieng ..	{ Taskul Dalum }	18	375	3
			Namatanai ..	..	6	109
Total ..	..	2	2	24	484	3
Bougainville ..	Sohano ..	Buka Passage..	Torokina ..	8	175	..
			Kieta ..	7	87	6
		Buin ..	Boku ..	5	88	..
Total ..	..	3	3	20	350	6
Manus ..	Lorengau ..	..	Baluan ..	8	264	2
			..	2	38	..
Total ..	..	..	1	10	302	2
GRAND TOTAL	..	28	23	250	5,911	167

## APPENDIX II.—continued.

## 6. AREA UNDER ADMINISTRATION CONTROL OR INFLUENCE AS AT 30TH JUNE, 1952 AND 1953.

(Area in Square Miles.)

	Total Area.*		Area under Control.		Area under Influence.		Area under Partial Influence.		Area Penetrated by Patrols (Restricted Area).	
	1952.	1953.	1952.	1953.	1952.	1953.	1952.	1953.	1952.	1953.
Eastern Highlands ..	9,260	6,600	3,957	4,000	1,406	800	1,336	800	2,561	1,000
Western Highlands ..	9,725	9,600	4,900	5,000	1,250	1,700	1,210	1,400	2,365	1,500
Sepik ..	27,826	30,150	21,000	21,530	2,440	1,620	..	1,500	4,386	5,500
Madang ..	10,489	10,800	7,500	8,000	2,000	1,900	989	900	..	..
Morobe ..	12,850	13,000	10,500	10,500	1,200	1,400	569	600	581	500
New Britain ..	14,150	14,150	13,255	13,455	280	595	615	100	..	..
New Ireland ..	3,820	3,820	3,820	3,820	..	..	..	..	..	..
Bougainville ..	4,080	4,080	4,080	4,080	..	..	..	..	..	..
Manus ..	800	800	800	800	..	..	..	..	..	..
Total ..	93,000	93,000	69,812	71,185	8,576	8,015	4,719	5,300	9,893	8,500

\* Figures quoted under Total Area are obtained from latest computation of land area.

## 7. NUMBER OF VILLAGE OFFICIALS AND COUNCILLORS AS AT 30TH JUNE, 1953.

District.	Luluais.	Tultuls.	Medical Tultuls.	Total Village Officials.	Councillors.		Total Village Officials and Councillors.
					Official.	Unofficial.	
Eastern Highlands ..	180	50	25	255	..	..	255
Western Highlands ..	122	281	41	444	..	..	444
Sepik (a) ..	1,231	1,364	1,149	3,744	..	60	3,804
Madang ..	602	541	390	1,533	..	93	1,626
Morobe ..	919	1,062	893	2,874	..	381	3,255
New Britain (b) ..	571	575	366	1,512	95	..	1,607
New Ireland ..	534	482	464	1,480	..	460	1,940
Bougainville ..	443	405	327	1,175	..	70	1,245
Manus ..	103	79	53	235	12	..	247
Total ..	4,705	4,839	3,708	13,252	107	1,064	14,423

(a) Sepik District.—In large villages, where two or more Luluais had originally been appointed, many appointments were rescinded and Tultuls were appointed in their place.

(b) New Britain District.—Official Village Councillors replaced unofficial Village Councillors. The ratio of representation of Official Village Councillors has been decreased.

## 8. NATIVE WAR DAMAGE COMPENSATION: CLAIMS AND PAYMENTS DURING 1952-53 AND TOTAL AS AT 30TH JUNE, 1953.

District.	1952-53.		Total as at 30th June, 1953.	
	Number of Claims.	Amount Paid.	Number of Claims.	Amount Paid.
Eastern Highlands ..	5	£ 143	166	£ 2,740
Western Highlands ..	..	..	208	1,020
Sepik ..	1,128	10,561	22,990	237,520
Madang ..	892	7,754	13,469	84,364
Morobe ..	753	12,958	8,377	120,009
New Britain ..	7,995	186,063	19,201	423,475
New Ireland ..	8	145	10,745	133,949
Bougainville ..	2,230	42,431	14,539	301,307
Manus ..	531	7,629	2,443	43,210
Total ..	13,360	267,684	92,138	1,347,594

Payments made during the years 1945-46 and 1946-47 were not separately recorded and are not included in the above table. The total payment is approximately £1,467,000.

## APPENDIX III.

## JUSTICE.

1. CASES TRIED BEFORE THE COURTS OF THE TERRITORY DURING THE PERIOD 1ST JULY, 1952, TO 30TH JUNE, 1953.

(a) *In its Criminal Jurisdiction—*

(1) *Supreme Court.*

Offence.	Charged.	Convicted.	Discharged.	Nolle Prosequi.	Sentences.
Wilful murder .. .. .	(a) 20	(b) 13	(a) 4	3	Seven months to 4 years' I.H.L. Sentences of death recorded against five of the accused
Murder .. .. .	7	(c) 4	..	3	Nine months' I.H.L. to 2 years' I.H.L.
Manslaughter .. .. .	(d)(e) 12	(d) 10	..	1	Fine of £25 in default 1 month's I.H.L.; two accused ordered to come up for sentence if called upon; and imprisonment ranging from Rising of the Court to 2½ years' I.H.L.
Conspiring to murder .. .. .	2	2	..	..	Six months' light labour and 12 months' I.H.L.
Grievous bodily harm .. .. .	1	..	..	1	..
Assault occasioning bodily harm .. .. .	2	2	..	..	Rising of the Court and 4 months' I.H.L.
Knowingly having in possession a dangerous engine with intent by means thereof to commit a crime	1	..	..	1	..
Assault .. .. .	(f) 6	(f) 5	1	..	Fines of £20, £25 and £40 and imprisonment of Rising of the Court and 9 months' I.H.L.
Rape .. .. .	(g) 14	11	3	..	Rising of the Court to 4½ years' I.H.L.
Attempted rape .. .. .	(h) 7	(h) 7	..	..	Nine months' I.H.L. to 4 years' I.H.L.
Unlawful and indecent assault .. .. .	(i) 2	(i) 2	..	..	Four years' I.H.L. and 1 year's I.H.L.
Unlawful carnal knowledge of girl under twelve years	1	1	..	..	Nine months' I.H.L.
Unlawfully and indecently dealing with a girl under the age of seventeen years	3	3	..	..	Twelve months' I.H.L. to 18 months' I.H.L.
Unlawfully and indecently dealing with a girl under the age of twelve years	4	(j) 3	..	1	Four and one-half years' I.H.L., 5 years' I.H.L. and 5 years' I.H.L.
Wilfully doing an indecent act with intent to insult another	1	..	..	1	..
Being a native, having carnal knowledge of a European woman with her consent, the said European woman not being a European woman to whom the accused was married	2	2	..	..	Rising of the Court
Being a European woman, voluntarily permitting a native to have carnal knowledge of her, the said native not being a native to whom she was married	(k) 1	1	..	..	Recognizance of £25 to appear and receive judgment when called upon
Incest .. .. .	5	5	..	..	Nine months' I.H.L. to 18 months' I.H.L.
Entering or being in or upon a dwelling house of another or the curtilage of the dwelling house with intent indecently to insult or offend any female inmate of that house	9	8	1	..	Six months' I.H.L. to 12 months' I.H.L.
Stealing .. .. .	20	8	2	10	Fine of £5 to fine of £90 and 4 months' I.H.L. to 12 months' I.H.L.
Attempting to steal .. .. .	1	..	..	1	..
Breaking and entering with intent to commit a crime therein	3	(l) 3	..	..	Own recognizance to appear and receive judgment when called upon to 18 months' I.H.L.

## APPENDIX III.—continued.

(1) *Supreme Court*—continued.(a) *In its Criminal Jurisdiction*—continued.

Offence.	Charged.	Convicted.	Discharged.	<i>Nolle Prosequi</i> .	Sentences.
Breaking and entering and stealing ..	22	17	2	3	Own recognizance of £1 to appear and receive judgment when called upon and from 3 months' I.H.L. to 3 years' I.H.L.
Arson .. .. .	3	2	..	1	Twelve months' I.H.L. each accused
Sodomy .. .. .	2	2	..	..	Nine months' I.H.L. and 1 year's I.H.L.
Having in possession without lawful excuse gold (Section 132A of the <i>Mining Ordinance 1928-1947</i> )	1	1	..	..	Nine months' I.H.L.
Unlawfully and indecently dealing with a hoy under the age of fourteen years	1	1	..	..	Nine months' I.H.L.
<b>Total .. .. .</b>	<b>(e) 153</b>	<b>113</b>	<b>13</b>	<b>26</b>	

(a) Includes one European female.

(b) Includes three accused found guilty of murder only and three accused found guilty of manslaughter only.

(c) Includes one accused found guilty of manslaughter only.

(d) Includes one European male who was found guilty of unlawful assault only—he was fined £25 in default 1 month's imprisonment with hard labour.

(e) One accused was found to be incapable of understanding the proceedings—it was ordered that he be kept in custody until he could be dealt with according to law.

(f) This includes two Europeans each of whom appeared on two indictments.

(g) Includes three Europeans—two of these Europeans were acquitted by a jury—the other European was convicted by a jury and was sentenced to 4½ years' I.H.L., but this accused appealed to the High Court of Australia and a new trial was ordered. At the re-trial a jury acquitted this accused.

(h) Includes a case of a native attempting to rape a European woman—the accused was found guilty and was sentenced to 4 years' I.H.L.

(i) One of these offences was committed against a European woman—the accused was sentenced to 4 years' I.H.L. The other accused was found not guilty of unlawful and indecent assault but guilty of assault—he was sentenced to 1 year's I.H.L.

(j) These convictions were in respect of offences committed against European girls.

(k) This accused was charged upon two counts—she was acquitted on the first count but was convicted on the second count.

(l) Includes one accused found guilty of attempting to steal—he was sentenced to 6 weeks' I.H.L.

## NUMBER OF CASES TRIED BEFORE THE SUPREME COURT IN ITS CRIMINAL JURISDICTION, CLASSIFIED ACCORDING TO SECTIONS OF THE POPULATION.

Section of Population.	Charged.	Convicted.	Discharged.	<i>Nolle Prosequi</i> Entered.
Europeans .. .. .	16	8	6	2
Asians .. .. .	..	..	..	..
Other Non-indigenous .. .. .	..	..	..	..
Indigenous .. .. .	137	105	7	24
<b>Total .. .. .</b>	<b>153*</b>	<b>113</b>	<b>13</b>	<b>26</b>

\* See note (e) *supra*.(b) *In its Appellate Jurisdiction*—

Four appeals from the decisions of District Courts throughout the Territory were lodged during the year. Three of these appeals were discontinued before the hearing commenced. One appeal proceeded to the hearing and the conviction was quashed.

(c) *Appeals from the Supreme Court of Papua and New Guinea*—

There were two appeals to the High Court of Australia—one appeal was from a sentence imposed by a Judge of the Supreme Court of the Territory of Papua and New Guinea; in this instance the High Court reduced the sentence.

A European who had taken his trial before a Judge and Jury for rape appealed against his conviction to the High Court of Australia; the High Court ordered a new trial and at the new trial the Jury returned a verdict of Not Guilty.

A European woman applied to the High Court of Australia for leave to appeal from a decision of the Supreme Court of the Territory of Papua and New Guinea; the High Court has refused leave to appeal in this case.

In regard to the appeal mentioned in last year's report, the High Court ordered a new trial but as yet the re-trial has not taken place.

(d) *In its Civil Jurisdiction*—

## Common law—

Thirty-seven writs of summons were issued.

## Matrimonial Causes—

Sixteen petitions for dissolution of marriage were filed.

## APPENDIX III.—continued.

## (1) Supreme Court—continued.

## (e) In its Probate Jurisdiction—

The following grants were made during the year :—

Probate .. .. .	11
Reseals of Probate .. .. .	21
Letters of Administration .. .. .	1
Letters of Administration with the Will annexed .. .. .	4
Orders to Administer .. .. .	7
Orders to Administer with the Will annexed .. .. .	3
Election to Administer .. .. .	6
<b>Total .. .. .</b>	<b>53</b>

## (2) District Courts.

Breach of—	Europeans.			Asians.			Natives.		
	Cases Tried.	Number Convicted.	Referred to Supreme Court.	Cases Tried.	Number Convicted.	Referred to Supreme Court.	Cases Tried.	Number Convicted.	Referred to Supreme Court.
<b>ARMS, LIQUOR AND OPIUM PROHIBITION ORDINANCE—</b>									
Supplying firearms or intoxicating liquor to natives .. .. .	4	3	..	4	4	..	1	1	..
Drinking intoxicating liquor or using firearms .. .. .	..	..	..	..	..	..	10	10	..
<b>BIRD AND ANIMALS PROTECTION ORDINANCE—</b>									
Capture or wilfully destroys any protected bird or animal .. .. .	..	..	..	..	..	..	1	1	..
<b>COASTAL SHIPPING, PORTS AND HARBOURS REGULATIONS—</b>									
Vessel carrying cargo or passengers to excess .. .. .	1	1	..	..	..	..	..	..	..
<b>CUSTOMS ORDINANCE—</b>									
Importing prohibited imports .. .. .	1	..	..	5	5	..	1	1	..
<b>DOG ORDINANCE—</b>									
Dog attacking persons .. .. .	3	3	..	2	2	..	3	3	..
<b>EXPLOSIVES ORDINANCE—</b>									
Importation or possession of prohibited explosives .. .. .	..	..	..	..	..	..	6	6	..
Using explosives without a permit .. .. .	..	..	..	..	..	..	2	2	..
<b>FISHERIES REGULATIONS—</b>									
Engaging in fishery without a licence .. .. .	..	..	..	24	1	..	..	..	..
<b>FIREARMS REGULATIONS—</b>									
Possession of unregistered firearms .. .. .	2	2	..	..	..	..	..	..	..
Carrying a firearm without a permit to use .. .. .	..	..	..	3	3	..	..	..	..
<b>LIQUOR ORDINANCE—</b>									
Selling liquor without being licensed to do so .. .. .	1	1	..	..	..	..	..	..	..
Licensee keeping licensed premises open during prohibited hours .. .. .	1	1	..	..	..	..	..	..	..
Consuming liquor on licensed premises during prohibited hours .. .. .	6	4	..	..	..	..	..	..	..
<b>GAMING ORDINANCE—</b>									
Keeping a common gaming house .. .. .	..	..	..	1	1	..	..	..	..
Found in a common gaming house .. .. .	..	..	..	4	4	..	2	2	..
<b>MOTOR TRAFFIC ORDINANCE—</b>									
Negligent, furious or reckless driving .. .. .	13	12	..	1	..	..	19	18	..
Failing to stop vehicle after an accident .. .. .	1	1	..	3	3	..	1	1	..
Driving under the influence of liquor or drugs .. .. .	9	9	..	2	2	..	..	..	..
Driving a vehicle without consent of owner .. .. .	4	4	..	..	..	..	10	9	..
Unlicensed public motor vehicles .. .. .	..	..	..	1	1	..	5	5	..
Permitting an unlicensed driver to drive a motor vehicle .. .. .	4	4	..	..	..	..	2	2	..
Failing to report an accident .. .. .	1	1	..	2	2	..	1	1	..
Driving an unlicensed vehicle .. .. .	12	12	..	5	5	..	13	13	..
Driving a vehicle without number plate .. .. .	3	3	..	1	1	..	1	1	..
Driving without a licence .. .. .	18	17	..	4	4	..	5	5	..
<b>MOTOR TRAFFIC REGULATIONS—</b>									
Driving a vehicle with inefficient brakes .. .. .	3	3	..	3	2	..	12	12	..
Riding a bicycle without lights .. .. .	..	..	..	1	1	..	2	2	..
Failing to drive a vehicle close to left of road before stopping .. .. .	1	1	..	..	..	..	3	3	..
Failing to keep vehicle close to left of road .. .. .	2	2	..	..	..	..	2	2	..
Driving without tail-light .. .. .	13	13	..	..	..	..	4	4	..
Driving without two headlights .. .. .	24	24	..	2	2	..	1	1	..
Failing to give hand signal when turning .. .. .	4	4	..	..	..	..	..	..	..
Failing to return trader's plate after expiry .. .. .	5	5	..	..	..	..	..	..	..
Permitting a person to stand in a motor lorry whilst in motion .. .. .	..	..	..	..	..	..	2	1	..
Standing in a motor lorry whilst in motion .. .. .	..	..	..	..	..	..	7	7	..
Permitting a motor vehicle to bear an incorrect registration plate .. .. .	1	1	..	..	..	..	..	..	..
Driving without an efficient silencer .. .. .	1	1	..	..	..	..	..	..	..
Speeding .. .. .	4	4	..	..	..	..	4	4	..
Driving a vehicle without a windscreen sticker .. .. .	2	2	..	1	1	..	..	..	..
Failing to give hand signal when reducing speed .. .. .	2	2	..	..	..	..	..	..	..
Failing to give hand signal when stopping .. .. .	2	2	..	..	..	..	1	1	..
Having an object projecting without red material attached .. .. .	..	..	..	..	..	..	1	1	..



## APPENDIX III.—continued.

## (2) District Courts—continued.

Breach of—	Europeans.			Asians.			Natives.		
	Cases Tried.	Number Convicted.	Referred to Supreme Court.	Cases Tried.	Number Convicted.	Referred to Supreme Court.	Cases Tried.	Number Convicted.	Referred to Supreme Court.
<b>POLICE OFFENCES ORDINANCE—</b>									
Ill-treating animals .. .. .	..	..	..	..	..	..	5	5	..
Behaving in a riotous or offensive manner .. .. .	2	2	..	1	1	..	19	19	..
Using threatening, abusive or insulting language .. .. .	1	1	..	..	..	..	5	5	..
Using profane, indecent or offensive language .. .. .	6	6	..	1	1	..	3	3	..
Found in a dwelling house without lawful excuse .. .. .	..	..	..	..	..	..	32	31	..
Riding bicycle without light .. .. .	..	..	..	..	..	..	8	8	..
Polluting or obstructing a water course .. .. .	..	..	..	..	..	..	1	1	..
Allowing animals to stray in public places .. .. .	4	3	..	..	..	..	2	2	..
Disturbing good order of vessel in harbour .. .. .	..	..	..	..	..	..	1	..	..
Drunkenness in a public place .. .. .	37	37	..	2	2	..	..	..	..
Allowing cattle to stray in cultivated area .. .. .	2	1	..	..	..	..	10	10	..
Passing valueless cheques .. .. .	5	4	..	..	..	..	2	2	..
Being in possession of goods suspected stolen .. .. .	..	..	..	..	..	..	31	30	..
Living on proceeds of prostitution .. .. .	..	..	..	..	..	..	1	1	..
Leaving bottles or broken glass on roadway .. .. .	..	..	..	..	..	..	1	1	..
Stealing any growing fruit or vegetables .. .. .	..	..	..	..	..	..	1	1	..
Behaving in a riotous manner (or indecent) in a Police Station .. .. .	..	..	..	1	1	..	..	..	..
<b>PRISONS ORDINANCE—</b>									
Prisoner assaulting warden .. .. .	..	..	..	..	..	..	1	1	..
Prisoner having unauthorized articles in possession .. .. .	..	..	..	..	..	..	1	1	..
Escaping from lawful custody .. .. .	..	..	..	..	..	..	1	1	..
Delivering prohibited things to prisoners .. .. .	..	..	..	..	..	..	1	1	..
<b>PUBLIC HEALTH ORDINANCE—</b>									
Voiding urine or excretion in a public place .. .. .	..	..	..	..	..	..	3	3	..
Keeping pigs on premises .. .. .	..	..	..	..	..	..	5	5	..
Failing to build closet in accordance with Regulations .. .. .	1	1	..	..	..	..	..	..	..
<b>POLICE FORCE REGULATIONS—</b>									
Disobeying a lawful order .. .. .	..	..	..	..	..	..	2	2	..
<b>QUEENSLAND CRIMINAL CODE—</b>									
Common assault .. .. .	7	11	4	2	2	..	41	36	2
Rape .. .. .	3	..	3	..	..	..	10	..	10
Wilful destruction of property .. .. .	..	..	..	..	..	..	3	3	..
Stealing .. .. .	8	6	..	..	..	..	228	202	20
Attempting to steal .. .. .	..	..	..	..	..	..	5	4	1
Receiving .. .. .	..	..	..	..	..	..	1	..	1
Carnal knowledge against the order of nature .. .. .	..	..	..	..	..	..	8	..	8
Incest .. .. .	..	..	..	..	..	..	3	..	3
Unlawful carnal knowledge of girl under twelve years .. .. .	..	..	..	..	..	..	4	..	4
False pretences .. .. .	..	..	..	..	..	..	1	1	..
Unlawfully and indecently dealing with a girl under the age of fourteen years .. .. .	..	..	..	..	..	..	3	..	3
Wilful murder .. .. .	1	..	1	..	..	..	19	..	19
Murder .. .. .	..	..	..	..	..	..	7	..	7
Manslaughter .. .. .	1	..	1	..	..	..	10	..	10
Conspiring to murder .. .. .	..	..	..	..	..	..	2	..	2
Grievous bodily harm .. .. .	..	..	..	..	..	..	1	..	1
Assault occasioning bodily harm .. .. .	..	..	..	..	..	..	2	..	2
Knowingly having in possession a dangerous engine with intent by means thereof to commit a crime .. .. .	..	..	..	..	..	..	1	..	1
Attempted rape .. .. .	..	..	..	..	..	..	7	..	7
Unlawful and indecent assault .. .. .	..	..	..	..	..	..	2	..	2
Unlawfully and indecently dealing with a girl under the age of twelve years .. .. .	..	..	..	..	..	..	4	..	4
Wilfully doing an indecent act with intent to insult another .. .. .	..	..	..	..	..	..	1	..	1
Being a native having carnal knowledge of a European woman with her consent not being married to the woman .. .. .	..	..	..	..	..	..	2	..	2
Being a European woman, voluntarily permitting a native to have carnal knowledge of her, not being married to the native .. .. .	1	..	1	..	..	..	..	..	..
Breaking and entering with intent to commit a crime therein .. .. .	..	..	..	..	..	..	3	..	3
Breaking, entering and stealing .. .. .	..	..	..	..	..	..	20	..	20
<b>MINING ORDINANCE—</b>									
Being in possession of gold without lawful excuse .. .. .	..	..	..	..	..	..	1	..	1
<b>CRIMINAL CODE AMENDMENT ORDINANCE—</b>									
Insulting or offending female inmates on the curtilage of a dwelling house .. .. .	..	..	..	..	..	..	8	..	8
<b>NATIVE LABOUR ORDINANCE—</b>									
Failing to issue clothing and other articles as prescribed .. .. .	1	1	..	..	..	..	..	..	..
Failing to work 44 hours in a week .. .. .	..	..	..	..	..	..	1	..	1
Knowingly misrepresenting themselves to be free to enter agreements .. .. .	..	..	..	..	..	..	5	..	5
Total .. .. .	228	215	10	76	51	..	661	498	148

APPENDIX III.—*continued.*(3) *Courts for Native Affairs.*

Offences Against Native Administration Regulations.	Regulation Number.	Tried.	Convicted.
Failing to maintain children .. .. .	67	4	4
Failure to obtain medical attention for child .. .. .	67 A	64	64
Living away from quarters provided .. .. .	80 (1)	104	104
Absent from quarters between hour of 9 p.m. and 6 a.m. without permission .. .. .	80 (1)	4	4
Within town boundaries without permission between hours of 9 p.m. and 6 a.m. .. .. .	80 (1)	5	5
Found on employees' quarters without permission of employer .. .. .	80 (6)	362	362
Carrying a weapon in a town area .. .. .	80 B (1)	3	3
Failing to appear before a court when required .. .. .	81 (1) (a)	9	9
Giving false evidence .. .. .	81 (2)	12	12
Escaping from custody whilst under legal arrest .. .. .	82 (a)	46	46
Assisting a person under legal arrest to escape from custody .. .. .	82 (b)	6	6
Escaping from gaol .. .. .	82 (c)	35	35
Assisting escape from gaol .. .. .	82 (d)	7	7
Assault .. .. .	83 (a)	797	778
Spreading false reports .. .. .	83 (b)	66	66
Threatening, abusive, insulting or indecent language .. .. .	83 (c)	67	67
Threatening, abusive, insulting or indecent behaviour .. .. .	83 (d)	172	172
Riotous behaviour .. .. .	83 (e)	1,065	1,566
Enticing or abducting wife from husband .. .. .	84 (1)	10	10
Adultery .. .. .	84 (2)	542	519
Compelling or enticing a native woman to have sexual intercourse .. .. .	85	12	12
Accepting gifts for allowing male relatives to have sexual intercourse with female under authority .. .. .	86	2	2
Prostitution .. .. .	87	5	5
Disobeying order to report for medical examination .. .. .	88 (3)	33	33
Failure to report for medical examination .. .. .	88 A (2)	10	9
Failure of village official to take native for medical treatment after being ordered to do so .. .. .	89 (2)	5	5
Failure of village official to report an epidemic .. .. .	90	2	2
Failure to take such native to hospital after being ordered to do so .. .. .	91 (a)	9	9
Having communication with sick native without authority .. .. .	91 (c)	15	15
Stealing .. .. .	95 (1)	268	258
Practising sorcery .. .. .	97 (a)	8	8
Threatening a native with sorcery .. .. .	97 (b)	3	3
Found in possession of sorcery implements .. .. .	97 (d)	18	18
Bribery .. .. .	98	7	7
Unlawfully killing animals .. .. .	101 (5)	11	11
Unlawfully burying .. .. .	102 (1)	22	22
Gambling .. .. .	103	412	410
Drinking or found in possession of intoxicating liquor .. .. .	104	149	149
Indecent practices between males .. .. .	105	30	30
Careless use of fire .. .. .	106	13	12
Unlawful wearing of clothing .. .. .	110	7	7
Sanitation of villages .. .. .	112 A	150	150
Failure to report for census .. .. .	113	124	124
Concealing other natives at census .. .. .	114	21	21
Failure to produce children at census .. .. .	115	2	2
Disobeying lawful order .. .. .	118	23	23
Neglecting to carry out work given by village official .. .. .	119	165	165
Wrongful use of government authority .. .. .	124	5	5
Falsely claiming government authority .. .. .	125	13	13
Remaining in town area without employment .. .. .	129	26	26
Total .. .. .	..	5,550	5,393

## APPENDIX IV.

## PUBLIC FINANCE.

## 1. REVENUE AND EXPENDITURE DURING THE YEARS 1948-49 TO 1952-53.

Revenue and Expenditure.	1948-49.	1949-50.	1950-51.	1951-52.	1952-53.
	£	£	£	£	£
Initial Surplus .. .. .	155,259	(a)	(a)	(a)	(a)
Revenue—					
Internal Receipts .. .. .	849,205	942,077	1,219,411	1,486,375	1,544,542
Grant by Commonwealth Government of Australia ..	1,588,840	2,281,140	2,356,310	3,126,059	2,769,543
Total Revenue Fund .. .. .	2,593,304	3,223,217	3,575,721	4,612,434	4,314,085
Expenditure .. .. .	2,593,304	3,223,217	3,575,721	4,612,434	4,314,085
Closing Surplus .. .. .	(a)	(a)	(a)	(a)	(a)

(a) The annual grants by the Government of the Commonwealth are made to the Territory of Papua and New Guinea. The closing surplus on account of the two Territories was—

	£
1948-49 .. .. .	709,988
1949-50 .. .. .	745,942
1950-51 .. .. .	580,342
1951-52 .. .. .	580,511
1952-53 .. .. .	383,962

## 2. REVENUE BY ITEMS DURING THE YEARS 1950-51, 1951-52, 1952-53.

Source.	1950-1951.	1951-1952.	1952-1953.
	£	£	£
Custome—			
Import .. .. .	469,448	606,908	585,162
Export .. .. .	170,045	315,909	385,729
Harbour Dues and Wharfage	16,584	19,225	29,595
Stevedoring .. .. .	82,492	42,463	29,709
Storage .. .. .	1,292	1,253	1,662
Other Customs .. .. .	11,310	14,526	9,176
Total .. .. .	751,171	1,000,284	1,041,033
Licences—			
Arms Permits .. .. .	557	904	868
Fishery .. .. .	42	134	99
Liquor, Billiards .. .. .	2,618	2,917	4,669
Motor .. .. .	9,634	19,470	23,023
Recruiters .. .. .	274	256	442
Trading and Business	2,377	2,626	4,575
Other Licences .. .. .	943	1,887	3,186
Total .. .. .	16,445	28,194	36,862
Stamp Duty—			
Probate and Succession .. .. .	8,400	7,161	2,902
Other Stamp Duties .. .. .	3,049	2,347	3,526
Total .. .. .	11,449	9,508	5,728
Postal—			
Sale of Stamps .. .. .	25,782	39,800	39,716
Rent of Telephones .. .. .	5,001	7,319	8,614
Radiograms .. .. .	6,324	3,580	10,456
Radio-telephone Fees .. .. .	785	1,124	865
Other Postal Receipts .. .. .	1,761	2,271	3,064
Total .. .. .	39,653	54,094	62,715

## APPENDIX IV.—continued.

## 2. REVENUE BY ITEMS DURING THE YEARS 1950-51, 1951-52, 1952-53—continued.

Source.	1950-1951.	1951-1952.	1952-1953.
<b>Land Revenue—</b>	£	£	£
Lease Rents .. .. .	9,788	12,757	18,941
Sale of Allotments .. .. .	1,438	3,247	6,446
Survey Fees .. .. .	205	878	3,334
Trading Allotment Licences .. .. .	489	430	832
Rent of Buildings .. .. .	1,802	1,748	1,295
Other Land Receipts .. .. .	224	3,995	1,422
<b>Total .. .. .</b>	<b>13,946</b>	<b>23,055</b>	<b>32,270</b>
<b>Mining Receipts—</b>			
Rentals—Miners' Homestead Leases .. .. .	298	185	190
Rentals—Other Leases .. .. .	4,267	3,598	4,124
Rentals—Claims .. .. .	4,195	3,730	3,493
Survey Fees .. .. .	258	5	84
Royalty .. .. .	67,844	79,665	109,245
Miners' Rights .. .. .	180	183	284
Other Mining Receipts .. .. .	474	338	576
<b>Total .. .. .</b>	<b>77,516</b>	<b>87,704</b>	<b>117,996</b>
<b>Fees and Fines—</b>			
Native Labour Fees .. .. .	6,833	6,648	4,889
Judicial Fees and Fines .. .. .	2,682	3,942	3,983
European Hospital .. .. .	14,202	15,910	16,477
Native Hospital .. .. .	2,644	1,147	177
Sanitary .. .. .	2,924	4,218	7,766
Registration Fees .. .. .	696	931	1,216
Immigration Ordinance .. .. .	5	..	..
Police Disciplinary Fines .. .. .	93	167	199
Dental Fees .. .. .	1,246	1,883	2,450
Other Fees and Fines .. .. .	160	722	141
<b>Total .. .. .</b>	<b>31,485</b>	<b>35,568</b>	<b>37,298</b>
<b>Sale of Stores—</b>			
General Stores .. .. .	49,279	85,511	9,030
Medical Stores .. .. .	2,055	3,242	3,523
Government Printer .. .. .	309	167	204
Native Education .. .. .	1	120	..
Other Stores .. .. .	1,130	521	399
<b>Total .. .. .</b>	<b>52,774</b>	<b>89,561</b>	<b>13,156</b>
<b>Forestry—</b>			
Timber Licences, Permits and Royalties .. .. .	10,510	18,036	20,248
Sale of Timber .. .. .	21,699	85,812	72,415
<b>Total .. .. .</b>	<b>32,209</b>	<b>103,848</b>	<b>92,663</b>
<b>Agriculture—</b>			
Sale of Copra .. .. .	(a)	18	..
Sale of Rubber .. .. .	(a)	1	..
Sale of other Agricultural Produce .. .. .	1,031	4,631	4,683
Sale of Live-stock .. .. .	3,898	2,875	4,190
<b>Total .. .. .</b>	<b>4,929</b>	<b>7,525</b>	<b>8,873</b>
<b>Miscellaneous—</b>			
Earnings—Government Vessels .. .. .	327	986	1,654
Intestacy Commission .. .. .	743	310	490
Unclaimed Moneys .. .. .	15	..	6
Appropriation of Former Years .. .. .	156,098	9,449	10,342
Electric Light and Power Supply .. .. .	17,721	19,610	35,835
Sale of Water .. .. .	75	11	46
Hire of Plant .. .. .	70	148	293
Other .. .. .	12,785	16,520	47,282
<b>Total .. .. .</b>	<b>187,834</b>	<b>47,034</b>	<b>95,948</b>

(a) Composition of Items varied.

## APPENDIX IV.—continued.

## 3. EXPENDITURE OUT OF REVENUE BY ITEMS DURING THE YEARS 1950-51, 1951-52, 1952-53.

Service.	Expenditure.		
	1950-51.	1951-52.	1952-53.
	£	£	£
<b>Special Appropriation—</b>			
Administrator .. .. .	1,786	1,940	4,406
Judges .. .. .	5,068	5,834	4,530
Public Service Commissioner .. .. .	..	1,136	1,355
Lands Titles Commissioner .. .. .	..	482	1,264
Superannuation Ordinance 1951 .. .. .	..	..	2,228
<b>Total .. .. .</b>	<b>6,854</b>	<b>9,392</b>	<b>13,783</b>
<b>Department of the Administrator (prior to 1951-52—Administrator's Office)—</b>			
Salaries .. .. .	2,514	4,350	4,895
Contingencies .. .. .	4,714	2,800	3,564
<b>Total .. .. .</b>	<b>7,228</b>	<b>7,150</b>	<b>8,459</b>
<b>Legislative and Executive Councils—</b>			
Salaries .. .. .	..	21	850
Contingencies .. .. .	53	2,464	3,611
<b>Total .. .. .</b>	<b>53</b>	<b>2,485</b>	<b>4,461</b>
<b>Government Secretary—</b>			
Salaries .. .. .	11,973	13,722	12,280
Contingencies .. .. .	8,536	7,713	10,596
<b>Miscellaneous Services—</b>			
Deportations .. .. .	13	74	245
Aid to Destitute Persons .. .. .	1,450	1,108	4,278
Administration Officers' Messes .. .. .	12,428	6,985	19,149
<b>Miscellaneous—Total .. .. .</b>	<b>13,891</b>	<b>8,167</b>	<b>23,672</b>
<b>Total—Government Secretary .. .. .</b>	<b>34,400</b>	<b>29,602</b>	<b>46,548</b>
<b>Public Service Commissioner—</b>			
Salaries .. .. .	8,149	8,575	8,863
Contingencies .. .. .	2,877	2,714	3,372
<b>Total .. .. .</b>	<b>11,026</b>	<b>11,289</b>	<b>12,235</b>
<b>Police and Prisons—</b>			
Salaries .. .. .	36,926	34,927	43,102
Contingencies .. .. .	214,702	245,127	230,922
<b>Total .. .. .</b>	<b>251,628</b>	<b>280,054</b>	<b>274,024</b>
<b>Native Lands Commission Branch—</b>			
Salaries .. .. .	..	..	2,057
Contingencies .. .. .	..	..	247
<b>Total .. .. .</b>	<b>..</b>	<b>..</b>	<b>2,304</b>
<b>Native Labour—</b>			
Salaries .. .. .	24,709	14,313	..
Contingencies .. .. .	12,420	3,054	..
<b>Total .. .. .</b>	<b>37,129</b>	<b>17,367</b>	<b>..</b>

APPENDIX IV.—*continued.*3. EXPENDITURE OUT OF REVENUE BY ITEMS DURING THE YEARS 1950-51, 1951-52, 1952-53—*continued.*

Service.	Expenditure.		
	1950-51.	1951-52.	1952-53.
	£	£	£
District Services and Native Affairs—			
Salaries .. .. .	200,020	230,577	262,836
Contingencies .. .. .	264,219	296,976	184,696
Miscellaneous Services—			
Compensation to natives for war injuries and war damage ..	84,155	261,886	276,121
Native people's annual celebrations .. .. .	334	296	747
Native recreation centres .. .. .	80	58	293
Native labour pools .. .. .	37,828	45,246	17,259
Pay and equipment for paramount luluais, luluais, tul-tuls and village constables .. .. .	884	93	688
Pensions for long-service and indigent natives .. .. .	319	260	395
Issue of rations to District Court witnesses, visiting native officials and transients .. .. .	310	26,013	15,197
Total—Miscellaneous Services .. .. .	123,910	333,852	310,700
Total—District Services and Native Affairs .. .. .	588,149	861,405	758,232
Registry of Co-operative Societies—			
Salaries .. .. .	3,684	5,474	10,476
Contingencies .. .. .	4,941	5,754	6,567
Total .. .. .	8,625	11,228	17,043
Public Health—			
Salaries .. .. .	150,369	183,954	215,652
Contingencies .. .. .	46,686	34,697	33,988
Miscellaneous Services—			
Hospital Services—			
Surgical and medical equipment .. .. .	4,703	9,787	20,821
Drugs and dressings .. .. .	96,644	96,963	37,704
General stores .. .. .	9,372	25,480	27,308
Dental equipment and supplies .. .. .	627	577	913
Air freight on stores .. .. .	23,639	28,180	18,685
European foodstuffs .. .. .	13,323	13,219	13,018
Native and Asiatic foodstuffs .. .. .	196,245	183,633	115,934
Administration servants—Wages, rations, equipment and transport .. .. .	68,097	168,354	101,560
Motor transport—Running costs .. .. .	113	2,167	1,875
Asiatic pay and allowances .. .. .	6,158	9,022	10,552
Transport of European patients by air and sea within Territory .. .. .	2,370	1,756	2,196
Transport of native patients by air and sea within Territory	4,966	4,067	3,617
Transport of native patients outside the Territory for specialist services .. .. .	..	42	52
Village aid posts .. .. .	39,596	43,453	63,669
Total—Hospital Services .. .. .	465,853	586,700	417,904
Mission Medical Services—			
Financial grants for Mission Medical Officers .. .. .	1,702	2,492	3,092
Financial grants for Mission Nursing Staff .. .. .	12,742	12,629	19,560
Drugs, dressings and equipment .. .. .	22,974	18,283	18,223
Mission Leprosy Hospitals—Equipment .. .. .	3,807	11,425	6,303
Mission Leprosy Hospitals—			
Rations .. .. .	49,791	17,096	19,476
Native wages .. .. .	1,321	3,018	1,632
Salaries and travelling expenses .. .. .	3,067	9,406	5,721
Incidentals .. .. .	1,472	27	38
Mission T.B. Hospitals—			
Equipment .. .. .	1,149	113	3,281
Rations .. .. .	..	615	1,346
Native wages .. .. .	..	739	22
Salaries and travelling expenses .. .. .	..	..	52
Total—Mission Medical Services .. .. .	98,025	75,843	78,746

APPENDIX IV.—*continued.*3. EXPENDITURE OUT OF REVENUE BY ITEMS DURING THE YEARS 1950-51, 1951-52, 1952-53—*continued.*

Service.	Expenditure.		
	1950-51.	1951-52.	1952-53.
<b>Public Health—<i>continued.</i></b>	£	£	£
Hygiene—			
Malaria control .. .. .	8,348	32,718	19,789
Sanitation—			
Towns .. .. .	27,288	43,303	52,107
Villages .. .. .	1,467	1,410	2,064
<b>Total—Hygiene .. .. .</b>	<b>37,103</b>	<b>77,431</b>	<b>73,960</b>
Research—			
Visiting specialists, disease pattern and special surveys ..	2,850	446	471
Native infant welfare .. .. .	800	415	1,696
Training students overseas .. .. .	180	605	100
T.B. survey .. .. .	..	..	4,397
Malarial control unit .. .. .	..	..	6,769
<b>Total—Research .. .. .</b>	<b>3,830</b>	<b>1,466</b>	<b>13,433</b>
Native Reconstruction Training Scheme—			
Office requisites .. .. .	..	24	54
Trainee allowances, rations and transport .. .. .	10,297	23,024	10,785
Class materials .. .. .	10	205	338
Salaries and allowances—European Instructors .. .. .	2,178	..	..
Native staff—Wages, rations, equipment and transport ..	2,262	4,121	3,941
<b>Total—Reconstruction Training Scheme .. .. .</b>	<b>14,747</b>	<b>27,374</b>	<b>15,118</b>
<b>Total—Miscellaneous .. .. .</b>	<b>619,558</b>	<b>768,814</b>	<b>599,161</b>
<b>Total—Public Health .. .. .</b>	<b>826,613</b>	<b>987,465</b>	<b>848,801</b>
<b>Treasury—</b>			
Salaries .. .. .	23,744	24,574	30,953
Contingencies .. .. .	5,981	3,190	4,061
Miscellaneous Services—			
Exchange on remittances .. .. .	41	19	48
Audit expenses .. .. .	6,068	7,577	2,201
Subsidy air services .. .. .	12,224	11,121	23,791
Incidental and unforeseen requirements generally .. ..	5,527	17,610	32,151
Salaries due to Public Works Department officers prior to 30th June, 1951 .. .. .	3,316	..	..
Ex-gratia pensions .. .. .	..	..	878
<b>Total—Miscellaneous .. .. .</b>	<b>27,176</b>	<b>36,327</b>	<b>59,069</b>
<b>Total—Treasury .. .. .</b>	<b>56,901</b>	<b>64,091</b>	<b>94,083</b>
<b>Postal Services—</b>			
Salaries .. .. .	11,269	13,835	16,872
Contingencies .. .. .	34,348	53,914	43,629
<b>Total .. .. .</b>	<b>45,617</b>	<b>67,749</b>	<b>60,501</b>
<b>Telecommunications—</b>			
Salaries .. .. .	20,774	35,645	45,461
Contingencies .. .. .	18,027	27,457	35,150
<b>Total .. .. .</b>	<b>38,801</b>	<b>63,102</b>	<b>80,611</b>
<b>Stores and Transport—</b>			
Salaries .. .. .	17,771	22,528	32,350
Contingencies .. .. .	11,987	29,114	30,912
Miscellaneous Services—Office requisites and minor stationery supplies .. .. .	10,429	11,653	8,289
<b>Total .. .. .</b>	<b>40,187</b>	<b>63,295</b>	<b>71,551</b>

## APPENDIX IV.—continued.

## 3. EXPENDITURE OUT OF REVENUE BY ITEMS DURING THE YEARS 1950-51, 1951-52, 1952-53—continued.

Service	Expenditure.		
	1950-51.	1951-52.	1952-53.
	£	£	£
Government Printer—			
Salaries .. .. .	3,615	4,559	5,265
Contingencies .. .. .	5,267	6,206	5,269
Total .. .. .	8,882	10,765	10,534
Education—			
Salaries .. .. .	64,004	74,642	83,495
Contingencies .. .. .	19,254	20,486	19,805
Miscellaneous Services—			
European Education—			
School equipment and class material .. .. .	1,180	1,328	1,113
Correspondence tuition .. .. .	648	505	679
Fares and incidentals of school children travelling to and from school .. .. .	10,624	21,823	25,904
Subsidies for schools .. .. .	100	428	836
School prizes and special grants .. .. .	105	7	..
Adult education and special grants for associated activities .. .. .	67	..	180
Establishment of secondary schools—Running expenses .. .. .	59	..	..
Total—European Education .. .. .	12,783	24,091	28,712
Asiatic and Part-native Education—			
School equipment and class materials .. .. .	59	2,334	450
Wages of other than European teachers .. .. .	1,553	5,411	5,443
Examination fees and part-time special classes and payments to Instructors .. .. .	25	25	..
Other (including school prizes and grants for special purposes of an educational nature) .. .. .	34	31	..
Total—Asiatic and Part-native Education .. .. .	1,671	7,801	5,893
Native Education—			
School equipment and class materials .. .. .	2,733	11,085	5,228
Native teachers, wages and maintenance .. .. .	11,489	16,720	17,336
Maintenance of native students in Administration schools .. .. .	51,576	66,670	23,858
Part-time special classes and payments to Instructors .. .. .	31	42	39
Adult education—Activities and equipment (including provision for mass education projects) .. .. .	39	95	206
School prizes and school grants for educational purposes .. .. .	90	111	6
Social welfare activities .. .. .	731	3	310
Total—Native Education .. .. .	66,689	94,726	46,983
Special Services provided by the Department—			
Visual education—Maintenance of projectors, &c.; hire and purchase of films .. .. .	1,173	1,199	1,194
Film production .. .. .	36	17	54
Provision of mobile film units .. .. .	..	68	2
Broadcasting—Provision of programmes .. .. .	25	123	390
Publications, productions .. .. .	238	760	239
Visiting specialists—Expenses and technical services .. .. .	13	123	163
Education advisory committee .. .. .	..	10	..
Educational grants-in-aid to Missions .. .. .	40,921	40,981	50,474
Radio receivers—Distribution and sale .. .. .	..	4,663	526
Scouting and Guiding activities .. .. .	..	35	499
Apprenticeship Board .. .. .	..	..	242
Total—Special Services .. .. .	42,406	47,979	53,783



## APPENDIX IV.—continued.

## 3. EXPENDITURE OUT OF REVENUE BY ITEMS DURING THE YEARS 1950-51, 1951-52, 1952-53—continued.

Service.	Expenditure.		
	1950-51.	1951-52.	1952-53.
	£	£	£
<b>Education—continued.</b>			
Native Reconstruction Training Scheme—			
Office requisites and incidentals .. .. .	100	..	..
Trainee allowances, rations, equipment and transport .. .. .	7,201	21,586	6,057
Class materials and equipment .. .. .	90	985	1,491
Salaries and maintenance of native Instructors and staff .. .. .	938	2,588	1,642
Subsidies to auxiliary technical training centres (Missions) .. .. .	26,746	5,265	1,436
Transport running costs .. .. .	..	6	430
Total—Native Reconstruction Training Scheme .. .. .	35,075	30,430	11,056
Total—Miscellaneous Services .. .. .	158,624	205,027	146,427
Total—Education .. .. .	241,882	300,155	249,727
<b>Public Library Service—</b>			
Salaries .. .. .	2,115	2,596	3,312
Contingencies .. .. .	1,273	401	1,377
Total .. .. .	3,388	2,997	4,689
<b>Agriculture, Stock and Fisheries—</b>			
Head-quarters—			
Salaries .. .. .	10,550	10,395	14,185
Contingencies .. .. .	8,109	10,340	10,682
Miscellaneous Services—			
Fisheries Resources .. .. .	532	3	1
Hallstrom Trust Technical Services .. .. .	144	256	186
Purchase of agricultural equipment, implements and produce for resale (proceeds credited to vote) .. .. .	1,517	1,377	876
Central laboratory .. .. .	189	72	255
Native Reconstruction Training Scheme .. .. .	10,478	1,980	1,004
Compensation—M.V. "Fairwind" .. .. .	25,390	87	..
Total—Miscellaneous .. .. .	38,250	3,775	2,322
Total—Head-quarters .. .. .	56,909	24,510	27,189
<b>Division of Agricultural Extension—</b>			
Salaries .. .. .	19,022	19,050	22,358
Contingencies .. .. .	5,752	4,074	4,350
Miscellaneous Services—			
Operating costs of plant and equipment .. .. .	1,003	2,427	1,877
Native labour .. .. .	15,918	20,858	19,185
Purchase of seeds, planting materials and fertilizers .. .. .	706	1,850	715
Disease and pest control stores .. .. .	53	560	608
Distribution costs .. .. .	2,677	1,675	1,021
Station stores and supplies .. .. .	1,459	1,330	1,847
Total—Miscellaneous .. .. .	21,816	28,700	25,253
Total—Division of Agricultural Extension .. .. .	46,590	51,824	51,967
<b>Division of Animal Industry—</b>			
Salaries .. .. .	12,869	13,836	17,517
Contingencies .. .. .	4,547	4,462	4,481
Miscellaneous Services—			
Operating costs of plant and equipment .. .. .	272	2,813	4,113
Native labour .. .. .	14,252	28,896	21,637
Purchase of seeds, planting materials and fertilizers .. .. .	33	209	186
Disease and pest control stores .. .. .	1,305	1,583	3,948
Distribution costs .. .. .	15,059	7,861	7,885
Station stores and supplies .. .. .	18,945	3,015	9,126
Purchase of stock feed .. .. .	4,893	808	2,704
Veterinary laboratory and research station .. .. .	1,313	76	..
Total—Miscellaneous .. .. .	56,072	45,261	49,599
Total—Division of Animal Industry .. .. .	73,488	63,559	71,597

APPENDIX IV.—*continued.*3. EXPENDITURE OUT OF REVENUE BY ITEMS DURING THE YEARS 1950-51, 1951-52, 1952-53—*continued.*

Service.	Expenditure.		
	1950-51.	1951-52.	1952-53.
	£	£	£
<b>Agriculture, Stock and Fisheries—<i>continued.</i></b>			
Division of Plant Industry—			
Salaries .. .. .	15,219	12,089	15,988
Contingencies .. .. .	5,766	2,535	3,941
Miscellaneous Services—			
Operating costs of plant and equipment .. .. .	312	1,880	2,699
Native labour .. .. .	10,967	36,881	27,910
Purchase of seeds, planting materials and fertilizers .. .. .	3,693	52	203
Disease and pest control stores .. .. .	108	1,058	461
Distribution costs .. .. .	1,585	3,005	4,716
Station stores and supplies .. .. .	625	826	5,164
Parks and gardens .. .. .	46	..	..
Total—Miscellaneous .. .. .	17,336	43,702	41,153
Total—Division of Plant Industry .. .. .	38,321	58,326	61,082
Division of Production and Marketing—			
Salaries .. .. .	1,625	2,443	1,089
Contingencies .. .. .	2,899	68	176
Miscellaneous Services—			
Operating costs of plant and equipment .. .. .	65	82	..
Native labour .. .. .	3,770	318	..
Purchase of seeds, planting materials and fertilizers .. .. .	313	761	..
Disease and pest control stores and materials .. .. .	69	..	..
Distribution costs .. .. .	1,581	1,113	..
Station stores and supplies .. .. .	228	33	88
Native projects .. .. .	6,788	32	..
Total—Miscellaneous .. .. .	12,814	2,339	88
Total—Division of Production and Marketing .. .. .	17,338	4,850	1,953
Total—Agriculture, Stock and Fisheries .. .. .	232,646	203,069	213,188
Lands, Surveys and Mines—			
Salaries .. .. .	15,627	19,397	29,808
Contingencies .. .. .	6,272	6,394	12,615
Total .. .. .	21,899	25,791	42,423
Crown Law Department—			
Salaries .. .. .	6,426	6,764	9,180
Contingencies .. .. .	2,292	1,592	1,837
Total .. .. .	8,718	8,356	11,017
Supreme Court—			
Salaries .. .. .	1,758	2,048	1,566
Contingencies .. .. .	4,741	2,686	3,722
Total .. .. .	6,499	4,734	5,288
Registrar-General—			
Salaries .. .. .	4,850	2,619	3,895
Contingencies .. .. .	618	160	245
Total .. .. .	5,468	2,779	4,140
Public Curator—			
Salaries .. .. .	..	1,736	2,077
Contingencies .. .. .	..	212	128
Total .. .. .	..	1,948	2,205

## APPENDIX IV.—continued.

## 3. EXPENDITURE OUT OF REVENUE BY ITEMS DURING THE YEARS 1950-51, 1951-52, 1952-53—continued.

Service.	Expenditure.		
	1950-51.	1951-52.	1952-53.
	£	£	£
<b>Titles Commission—</b>			
Salaries .. .. .	..	..	1,939
Contingencies .. .. .	..	194	438
<b>Total .. .. .</b>	..	194	2,377
<b>Forests—</b>			
Salaries .. .. .	20,201	25,605	23,917
Contingencies .. .. .	10,408	6,864	9,042
<b>Miscellaneous—</b>			
Purchase of seed .. .. .	90	5	105
Nursery maintenance, tools and equipment .. .. .	969	6,617	5,850
Reafforestation—Native wages, rations, equipment and transport .. .. .	9,519	12,563	8,058
Forest surveys—Native wages, rations, equipment and transport .. .. .	4,072	599	492
Research, experiments and tests—Freight and incidentals .. .. .	359	165	1,856
Sawmill maintenance and operating costs (including salaries)	48,657	52,958	87,648
Botanical Gardens, Lao .. .. .	1,498	1,304	2,224
Maintenance of training centre, Bulolo .. .. .	151	240	566
Botanical wood technology—Photo laboratory equipment .. .. .	163	83	305
<b>Total—Miscellaneous .. .. .</b>	65,468	74,534	107,102
<b>Total—Forests .. .. .</b>	96,077	107,003	140,061
<b>Customs and Marine—</b>			
Salaries .. .. .	22,011	19,914	29,810
Contingencies .. .. .	4,403	2,920	4,422
<b>Total .. .. .</b>	26,414	22,834	34,232
<b>Marine Branch—</b>			
Salaries .. .. .	6,819	7,688	8,637
Contingencies .. .. .	5,429	4,873	5,321
<b>Miscellaneous Services—</b>			
Administration vessels—Operating costs and special charters	25,913	29,601	30,590
Maintenance of navigation aids .. .. .	361	71	166
Stevedoring expenses .. .. .	88,517	83,491	46,181
<b>Total—Miscellaneous .. .. .</b>	114,791	113,163	76,937
<b>Total—Marine Branch .. .. .</b>	127,039	125,724	91,095
<b>Prices Branch—</b>			
Salaries .. .. .	1,091	1,065	2,376
Contingencies .. .. .	444	131	83
<b>Total .. .. .</b>	1,535	1,196	2,459
<b>Maintenance—</b>			
Maintenance of buildings .. .. .	33,321	53,022	76,476
Maintenance of wharves (minor) .. .. .	7,932	18,899	17,234
Maintenance and running costs of water supply .. .. .	9,750	18,782	15,912
Maintenance and running costs of power houses and reticulation mains .. .. .	70,091	105,369	132,125
Maintenance of roads and bridges .. .. .	75,333	139,979	176,504
Repairs of Administration vehicles .. .. .	23,714	32,436	13,402
Maintenance of aerodromes .. .. .	1,799	630	3,301
Maintenance of plant, machinery and equipment .. .. .	..	2,667	3,348
Maintenance of motor transport .. .. .	..	69,504	45,564
Maintenance of electrical equipment .. .. .	..	2,251	2,023
Maintenance of refrigeration units .. .. .	..	4,203	3,277
<b>Total .. .. .</b>	221,940	447,742	489,166

APPENDIX IV.—*continued.*3. EXPENDITURE OUT OF REVENUE BY ITEMS DURING THE YEARS 1950-51, 1951-52, 1952-53—*continued.*

Service.	Expenditure.		
	1950-51.	1951-52.	1952-53.
	£	£	£
<b>Capital Works—</b>			
Construction of residences, offices, &c. .. .. .	140,578	144,314	89,466
Construction of hospitals, &c. .. .. .		31,494	6,934
Construction of schools .. .. .		13,308	21,125
Other buildings, construction .. .. .		16,539	8,036
Reclamation and drainage of land .. .. .	..	1,227	1,399
Construction of roads .. .. .	246,753	227,728	75,905
Construction of wharves .. .. .		140,248	104,188
Construction of bridges .. .. .		29,652	97,320
Construction of aerodromes .. .. .		1,511	4,160
Minor new works .. .. .	9,268	18,559	41,616
Native village reconstruction .. .. .	963	4,755	54
Hydro-electric development .. .. .	..	422	3,515
Electricity reticulation .. .. .	31,692	25,310	25,844
Electric power houses .. .. .		8,295	28,729
Water supply and sewerage .. .. .		8,392	6,189
Sawmill reconstruction .. .. .		1,308	12,514
Construction, Rapopo township .. .. .	854	2,261	11,078
Reconstruction of Rabaul .. .. .	..	..	4,582
<b>Capital Services—</b>			
Purchase of furniture .. .. .	34,481	30,479	37,448
Purchase and lease of land .. .. .	46,564	30,466	63,249
Purchase of motor transport .. .. .	45,665	48,345	46,813
Purchase of water transport .. .. .	8,205	3,908	5,124
Purchase of live-stock .. .. .	36,489	59,236	20,000
Purchase of agricultural equipment .. .. .	17,303	12,510	15,778
Purchase of cargo handling equipment .. .. .	..	..	296
	620,123	671,473	718,848
<b>TOTAL—Expenditure out of Revenue .. .. .</b>	<b>3,575,721</b>	<b>4,612,434</b>	<b>4,314,085</b>

## APPENDIX V.

## TAXATION.

See Part 6, Section 1, Chapter 2 of this Annual Report.

## APPENDIX VI.

## MONEY AND BANKING.

Information as to the total amount of currency in circulation is not available.

General trading bank statistics are not available for the Territory. The following information is furnished regarding Savings Bank Accounts at 30th June, 1953:—

	No. of Accounts.	Balance of Accounts.
Indigenous people .. ..	33,277	£ 530,152
Other .. ..	4,949	1,248,938
Total .. ..	38,226	1,779,090

## APPENDIX VII.

## COMMERCE AND TRADE.

## 1. IMPORTS AND EXPORTS DURING THE YEAR ENDED 30TH JUNE, 1953.

Imports and Exports.	£	£
Imports .. .. .	..	7,175,612
Exports—		
New Guinea Produce .. ..	7,515,646	..
Items not of New Guinea origin ..	975,750	..
Total Exports .. .. .	..	8,491,396
Total Trade .. .. .	..	15,667,008

## 2. IMPORTS AND EXPORTS DURING THE YEARS 1948-49 TO 1952-53.

	1948-49.	1949-50.	1950-51.	1951-52.	1952-53.
	£	£	£	£	£
Imports .. .. .	4,393,873	4,791,799	6,186,669	8,154,102	7,175,612
Exports .. .. .	3,202,257	4,234,978	5,436,617	6,517,881	8,491,396
Total Trade .. .. .	7,596,130	9,026,777	11,623,286	14,671,983	15,667,008

## 3. IMPORTS DURING THE YEAR ENDED 30TH JUNE, 1953: VALUE BY CLASSES AND PORTS OF ENTRY.

Class.	Port of Entry.					Total Value. £
	Nadang.	Iae.	Dabau.	Kavleng.	Lorangau.	
	£	£	£	£	£	£
I. Foodstuffs of animal origin, excluding living animals .. .. .	208,204	280,278	363,194	15,525	7,516	874,717
II. Foodstuffs of vegetable origin, non-alcoholic beverages and substances used in the making .. .. .	242,561	278,045	586,446	44,503	16,734	1,168,289
III. Spirituous and alcoholic liquors .. .. .	33,593	79,222	90,692	3,756	10,305	217,568
IV. Tobacco and preparations thereof .. .. .	50,082	54,532	170,104	18,916	10,461	304,095
V. Live animals .. .. .	80	32,243	7,932	9	..	40,264
VI. Animal substances (mainly unmanufactured, not foodstuffs) .. .. .	..	42	3	..	..	45
VII. Vegetable substances and fibres .. .. .	1,566	4,088	3,022	214	116	9,006
VIII. Apparel, textiles and manufactured fibres .. .. .	91,152	199,232	488,008	22,111	10,692	811,195
IX. Oils, fats and waxes .. .. .	62,863	210,161	225,507	181	9,910	508,622
X. Paints and varnishes .. .. .	12,315	31,490	30,340	932	1,209	76,286
XI. Stones and minerals, including ores and concentrates .. .. .	53	6,027	2,702	17	..	8,799
XII. Metals, metal manufactures and machinery .. .. .	278,890	871,393	724,312	37,493	30,640	1,942,728
XIII. Rubber and leather and manufactures thereof, and substitutes therefor .. .. .	8,998	41,835	56,597	4,903	1,530	113,863
XIV. Wood and wicker, raw and manufactured .. .. .	9,187	20,175	52,354	2,267	587	84,570
XV. Earthenware, cement, china, glass and stoneware .. .. .	11,655	41,092	53,558	910	13,095	120,310
XVI. Paper and stationery .. .. .	15,032	43,739	42,803	2,766	1,124	105,464
XVII. Jewellery, timepieces and fancy goods .. .. .	30,017	32,730	41,738	3,012	2,994	110,491
XVIII. Optical, surgical and scientific instruments .. .. .	11,753	57,248	56,077	945	2,373	128,396
XIX. Drugs, chemicals and fertilizers .. .. .	21,050	73,172	69,367	3,618	1,124	168,331
XX. Miscellaneous .. .. .	101,003	115,765	124,138	14,065	27,602	362,573
	1,190,054	2,472,509	3,188,894	176,143	148,012	7,175,612

APPENDIX VII.—continued.

4. IMPORTS DURING THE YEAR ENDED 30TH JUNE, 1953: VALUE BY CLASSES AND ITEMS ACCORDING TO COUNTRIES OF ORIGIN.

Classification.	Unit of Quantity.	Quantity.	Total.	Country of Origin.							
				Australia.	Canada.	China.	Hong Kong.	India.	United Kingdom.	United States of America.	Other Countries.
			£	£	£	£	£	£	£	£	£
<b>CLASS I.—FOODSTUFFS OF ANIMAL ORIGIN (EXCLUDING LIVING ANIMALS).</b>											
Bacon and hams .. .. .	lb.	82,544	22,508	22,508	..	..	..	..	..	..	..
Butter .. .. .	"	239,106	53,833	53,833	..	..	..	..	..	..	..
Cheese .. .. .	"	59,801	9,885	9,885	..	..	..	..	..	..	..
Fish, fresh, salted, dried .. .. .	"	46,062	7,412	7,168	..	..	..	..	43	..	201
Fish, preserved .. .. .	"	1,123,184	94,015	7,480	80	..	4,338	..	3,778	..	78,339*
Meats, fresh and frozen .. .. .	"	1,274,938	175,026	175,026	..	..	..	..	..	..	..
Meats, preserved .. .. .	"	2,980,861	429,984	422,234	..	..	16	..	..	11	7,723*
Milk and cream .. .. .	"	335,594	44,454	44,282	..	..	..	..	..	10	162
Other foodstuffs of animal origin .. .. .	"	..	37,600	37,235	..	..	139	..	92	53	81
<b>Total Class I.</b> .. .. .			<b>874,717</b>	<b>779,651</b>	<b>80</b>	<b>..</b>	<b>4,493</b>	<b>..</b>	<b>3,913</b>	<b>74</b>	<b>86,506</b>
<b>CLASS II.—FOODSTUFFS OF VEGETABLE ORIGIN, NON-ALCOHOLIC BEVERAGES AND SUBSTANCES USED IN THE MAKING.</b>											
Biscuits, cakes and puddings .. .. .	..	..	46,634	46,246	..	..	223	..	165	..	..
Confectionery .. .. .	..	..	23,724	23,231	..	..	221	..	211	14	47
Fruit, fresh .. .. .	lb.	153,095	9,815	9,815	..	..	..	..	..	..	..
Fruit, preserved .. .. .	"	166,571	16,856	15,674	..	49	698	..	107	..	328
Vegetables, fresh .. .. .	"	885,718	20,728	20,717	..	..	11	..	..	..	..
Vegetables, preserved .. .. .	"	241,259	27,451	24,903	..	197	1,172	..	485	13	681
Grain and pulse—											
Flour including wheatmeal .. .. .	ton	3,038	131,164	131,164	..	..	..	..	..	..	..
Rice .. .. .	"	7,561	623,569	623,519	..	..	50	..	..	..	..
Feed for cattle and poultry .. .. .	"	405	17,464	17,449	..	..	..	..	..	..	15
Other .. .. .	"	154	10,949	10,804	..	..	145	..	..	..	..
Jams and jellies .. .. .	..	..	7,338	7,276	..	..	..	..	62	..	..
Nuts .. .. .	..	..	3,849	3,677	..	40	119	1	..	11	1
Pickles, sauces and vinegar, &c. .. .. .	..	..	9,194	7,938	..	69	1,168	..	19	..	..
Spices .. .. .	..	..	4,574	2,995	..	108	854	286	59	10	262
Sugar .. .. .	ton	1,151	87,529	87,529	..	..	..	..	..	..	..

For footnote \* see page 151.

APPENDIX VII.—*continued.*

4. IMPORTS DURING THE YEAR ENDED 30TH JUNE, 1953: VALUE BY CLASSES AND ITEMS ACCORDING TO COUNTRIES OF ORIGIN—*continued.*

Classification.	Unit of Quantity.	Quantity.	Total.	Country of Origin.							
				Australia.	Canada.	China.	Hong Kong.	India.	United Kingdom.	United States of America.	Other Countries.
				£	£	£	£	£	£	£	£
<b>CLASS II.—FOODSTUFFS OF VEGETABLE ORIGIN, NON-ALCOHOLIC BEVERAGES AND SUBSTANCES USED IN THE MAKING—<i>continued.</i></b>											
Malt for other than household use .. .. .	..	..	26	26	..	..	..	..	..	..	..
Other foodstuffs of vegetable origin .. .. .	..	..	76,573	70,182	..	906	4,017	16	1,108	139	205
Aerated and mineral waters .. .. .	gal.	17,648	6,697	6,697	..	..	..	..	..	..	..
Cordials and syrups .. .. .	..	7,630	6,618	6,613	..	..	..	..	1	..	4
Cocoa and chocolate .. .. .	lb.	7,756	2,097	1,987	..	..	..	..	37	..	73
Coffee and chicory .. .. .	..	20,122	9,696	3,868	..	..	..	..	..	7	5,821
Tea .. .. .	..	87,604	25,744	..	..	95	61	6,133	..	..	19,455*
<b>Total Class II.</b> .. .. .	..	..	1,168,289	1,122,310	..	1,464	8,739	6,436	2,254	194	26,892
<b>CLASS III.—SPIRITUOUS AND ALCOHOLIC LIQUORS.</b>											
Ales, beer, cider, stout, &c. .. .. .	gallon	314,252	159,339	137,446	..	..	3,791	..	1,422	..	16,680*
<b>Spirits—</b>											
Brandy .. .. .	..	1,787	4,200	2,809	..	..	..	..	90	..	1,301
Gin .. .. .	..	2,205	3,898	1,817	..	..	..	..	2,081	..	..
Whisky .. .. .	..	8,492	24,990	2,518	..	..	..	..	22,472	..	..
Rum, not exceeding the strength of proof .. .. .	..	9,697	12,212	12,052	..	..	..	..	58	..	102
Rum, exceeding the strength of proof .. .. .	proof gal.	1,442	1,824	1,824	..	..	..	..	..	..	..
<b>Wines—</b>											
Sparkling .. .. .	gallon	519	2,259	1,753	..	..	..	..	..	..	506
Still, containing less than 27 per cent. of proof spirit .. .. .	..	552	955	955	..	..	..	..	..	..	..
Still, including medicated and vermouth .. .. .	..	1,957	3,073	3,003	..	..	..	..	26	..	44
Still, other than grape, n.e.i., including Sake and Samshu, not exceeding the strength of proof .. .. .	..	10	14	14	..	..	..	..	..	..	..
Still, imported by missions for sacramental purposes .. .. .	..	1,087	1,346	1,344	..	..	..	..	..	1	1
Other spirituous liquors .. .. .	..	771	3,458	1,510	..	..	..	..	1,131	..	817
<b>Total Class III.</b> .. .. .	..	..	217,568	167,045	..	..	3,791	..	27,280	1	19,451

For footnote \* see page 151.



APPENDIX VII.—*continued.*

4. IMPORTS DURING THE YEAR ENDED 30TH JUNE, 1953: VALUE BY CLASSES AND ITEMS ACCORDING TO COUNTRIES OF ORIGIN—*continued.*

Classification.	Unit of Quantity.	Quantity.	Total.	Country of Origin.							
				Australia.	Canada.	China.	Hong Kong.	India.	United Kingdom.	United States of America.	Other Countries.
<b>CLASS IV.—TOBACCO AND PREPARATIONS THEREOF.</b>				£	£	£	£	£	£	£	£
Cigarettes .. .. .	lb.	39,113	37,583	10,402	..	..	42	..	27,001	86	52
Cigars .. .. .	..	604	1,940	1,607	..	..	..	..	15	..	318
Tobacco—											
Trade .. .. .	..	444,012	209,545	..	..	..	..	..	..	209,545	..
Other .. .. .	..	74,301	55,027	49,489	..	..	..	..	5,538	..	..
<b>Total Class IV.</b> .. .. .	..	..	304,095	61,498	..	..	42	..	32,554	209,631	370
<b>CLASS V.—LIVE ANIMALS.</b>											
Dogs .. .. .	No.	9	140	140	..	..	..	..	..	..	..
Poultry .. .. .	..	..	1,295	1,295	..	..	..	..	..	..	..
Cattle .. .. .	No.	790	38,121	38,121	..	..	..	..	..	..	..
Birds .. .. .	..	..	53	53	..	..	..	..	..	..	..
Pigs .. .. .	No.	15	235	235	..	..	..	..	..	..	..
Horses .. .. .	..	4	251	251	..	..	..	..	..	..	..
Sheep .. .. .	..	2	114	114	..	..	..	..	..	..	..
Bees .. .. .	..	..	55	55	..	..	..	..	..	..	..
<b>Total Class V.</b> .. .. .	..	..	40,264	40,264	..	..	..	..	..	..	..
<b>CLASS VI.—ANIMAL SUBSTANCES, NOT FOODSTUFFS</b> .. .. .				45	45	..	..	..	..	..	..
<b>Total Class VI.</b> .. .. .	..	..	45	45	..	..	..	..	..	..	..
<b>CLASS VII.—VEGETABLE SUBSTANCES AND FIBRES.</b>											
Corks and cork manufactures .. .. .	..	..	1,456	1,437	..	..	2	..	5	..	12
Gums and resins .. .. .	..	..	857	835	..	..	..	2	16	1	3
Plants, trees, bulbs and seeds .. .. .	..	..	2,528	2,518	..	..	10	..	..	..	..
Starch .. .. .	..	..	2,895	2,887	..	..	8	..	..	..	..
Other vegetable substances .. .. .	..	..	1,270	1,187	..	8	..	..	54	3	18
<b>Total Class VII.</b> .. .. .	..	..	9,006	8,864	..	8	20	2	75	4	33

APPENDIX VII.—continued.

4. IMPORTS DURING THE YEAR ENDED 30TH JUNE, 1953: VALUE BY CLASSES AND ITEMS ACCORDING TO COUNTRIES OF ORIGIN—continued.

Classification.	Unit of Quantity.	Quantity.	Total.	Country of Origin.							
				Australia.	Canada.	China.	Hong Kong.	India.	United Kingdom.	United States of America.	Other Countries.
<b>CLASS VIII.—APPAREL, TEXTILES AND MANUFACTURED FIBRES.</b>				£	£	£	£	£	£	£	£
<i>(a) Apparel.</i>											
Apparel and attire, n.e.i. .. .. .	..	..	172,738	73,533	3	132	67,825	1,293	2,949	12,567	14,436*
Apparel and attire, made up wholly of silk or silk substitutes, but not including women's underwear or stockings .. .. .	..	..	10,010	1,824	..	390	6,657	..	176	16	947
Boots and shoes .. .. .	..	..	39,064	26,355	..	..	6,636	9	5,782	164	118
Buckles and buttons .. .. .	..	..	1,049	951	..	..	45	..	30	19	4
Umbrellas .. .. .	..	..	2,239	165	..	..	2,028	..	10	36	..
<i>(b) Textiles.</i>											
Textiles, n.e.i. including bedding .. .. .	..	..	357,165	64,487	563	213	55,678	65,117	19,044	7,014	145,049*
Textiles, including piecegoods made up wholly of silk or silk substitutes .. .. .	..	..	6,181	1,916	..	39	1,186	..	1,195	257	1,588
Floor coverings, coir and grass .. .. .	..	..	2,538	1,078	..	..	744	636	80	..	..
Other .. .. .	..	..	3,727	2,645	..	..	105	66	726	77	108
<i>(c) Yarns and Manufactured Fibres.</i>											
Bags and sacks .. .. .	..	..	156,844	8,801	..	..	..	148,043	..	..	..
Cordage and twines .. .. .	..	..	16,032	15,430	..	..	67	530	5	..	..
Nets and netting .. .. .	..	..	11,470	2,242	..	..	322	..	123	10	8,773*
Cotton waste .. .. .	..	..	2,496	2,496	..	..	..	..	..	..	..
Other manufactured fibres .. .. .	..	..	29,642	27,751	..	..	643	57	749	355	87
Total Class VIII. .. .. .	..	..	811,195	229,674	566	774	141,936	215,751	30,869	20,515	171,110
<b>CLASS IX.—OILS, FATS AND WAXES.</b>											
Benzine, petrol, &c. .. .. .	gallon	2,502,055	263,803	1,668	..	..	..	..	..	49,147	212,993*
Kerosene—	..	..	..	..	..	..	..	..	..	..	..
Lighting .. .. .	..	477,836	39,523	9,776	..	..	..	..	..	315	29,432*
Power .. .. .	..	28,409	3,896	..	..	..	..	..	..	1,026	2,870*

For footnote \* see page 151.

APPENDIX VII.—continued.

4. IMPORTS DURING THE YEAR ENDED 30TH JUNE, 1953: VALUE BY CLASSES AND ITEMS ACCORDING TO COUNTRIES OF ORIGIN—continued.

Classification.	Unit of Quantity.	Quantity.	Total.	Country of Origin.								
				Australia.	Canada.	China.	Hong Kong.	India.	United Kingdom.	United States of America.	Other Countries.	
<b>CLASS IX.—OILS, FATS AND WAXES—continued.</b>				£	£	£	£	£	£	£	£	
Lubricating oil .. .. .	gallon	123,414	48,214	19,397	..	..	..	..	262	28,141	414	
Residual and all other fuel oils .. .. .	"	2,224,380	131,581	16,893	..	..	..	..	..	12,176	102,512*	
Turpentine (pure) .. .. .	"	220	105	105	..	..	..	..	..	..	..	
Turpentine (substitutes) .. .. .	"	820	95	61	..	..	..	..	..	..	34	
Castor oil .. .. .	"	75	184	182	..	..	..	..	..	2	..	
Linseed oil .. .. .	"	3,842	5,076	5,076	..	..	..	..	..	..	..	
Olive oil .. .. .	"	109	326	281	..	..	..	..	..	..	45	
Peanut oil .. .. .	"	210	441	363	..	..	78	..	..	..	..	
Other vegetable oils .. .. .	"	2,505	849	679	..	..	109	..	61	..	..	
All other oils, n.e.i. .. .. .	"	24,630	7,450	5,459	..	..	..	..	166	1,723	102	
Greases .. .. .	"	..	6,096	5,854	..	..	..	..	19	223	..	
Waxes .. .. .	"	..	978	966	..	..	2	..	10	..	..	
<b>Total Class IX.</b> .. .. .	..	..	<b>508,622</b>	<b>66,760</b>	..	..	<b>189</b>	..	<b>518</b>	<b>92,753</b>	<b>348,402</b>	
<b>CLASS X.—PAINTS AND VARNISHES</b> .. .. .				76,286	75,020	17	1	120	59	945	124	..
<b>Total Class X.</b> .. .. .	..	..	<b>76,286</b>	<b>75,020</b>	<b>17</b>	<b>1</b>	<b>120</b>	<b>59</b>	<b>945</b>	<b>124</b>	<b>..</b>	
<b>CLASS XI.—STONES AND MINERALS, INCLUDING ORES AND CONCENTRATES.</b>												
Coal and coke .. .. .	ton	174	1,082	1,082	..	..	..	..	..	..	..	
Minerals .. .. .	..	..	48	43	..	..	..	..	..	..	5	
Stone (including marble and slate) .. .. .	..	..	210	189	..	..	..	..	21	..	..	
Tombstones .. .. .	..	..	7,459	7,423	..	..	36	..	..	..	..	
<b>Total Class XI.</b> .. .. .	..	..	<b>8,799</b>	<b>8,737</b>	..	..	<b>36</b>	..	<b>21</b>	<b>..</b>	<b>5</b>	

For footnote \* see page 151.

## APPENDIX VII.—continued.

## 4. IMPORTS DURING THE YEAR ENDED 30TH JUNE, 1953: VALUE BY CLASSES AND ITEMS ACCORDING TO COUNTRIES OF ORIGIN—continued.

Classification.	Unit of Quantity.	Quantity.	Total.	Country of Origin.							
				Australia.	Canada.	China.	Hong Kong.	India.	United Kingdom.	United States of America.	Other Countries.
				£	£	£	£	£	£	£	£
<b>CLASS XII.—METALS, METAL MANUFACTURES AND MACHINERY.</b>											
<i>(a) Machinery and Machines.</i>											
Adding machines, computing machines and typewriters	..	..	16,376	7,295	..	..	..	..	3,096	3,976	2,009
Agricultural and dairying machinery	..	..	37,971	23,648	..	..	..	..	13,099	548	676
Electrical machinery and appliances	..	..	42,279	36,142	218	..	..	..	1,804	3,680	435
Cable and wire, covered	..	..	32,730	32,730	..	..	..	..	2	7	..
Lamps (filament), heating and cooking appliances	..	..	8,316	6,853	253	..	9	..	240	532	429
Telephones, radio sets and parts	..	..	38,741	29,562	..	..	..	..	550	1,545	7,084*
Torches and bulbs	..	..	9,155	1,600	..	67	6,974	..	33	49	432
Batteries and accumulators	..	..	44,756	37,609	..	..	6,135	..	927	85	..
Electrical measuring and recording instruments	..	..	4,277	4,192	..	..	..	..	54	..	31
Other electrical goods	..	..	39,154	35,785	..	..	..	..	794	2,500	75
Mining machinery	..	..	81,158	10,267	..	..	..	..	1,449	69,318	124
Motive power machinery	..	..	75,030	43,882	87	..	..	..	16,132	7,257	7,672*
Pumps	..	..	15,438	14,737	..	..	34	..	531	136	..
Sewing machines	..	..	10,978	2,835	..	..	11	..	7,864	76	192
Weighing machines	..	..	6,693	3,301	2,924	..	..	..	145	252	71
Woodworking machines	..	..	19,529	9,652	..	..	..	..	7,667	1,140	1,070*
All other machinery	..	..	131,605	94,611	478	..	..	..	19,496	14,418	2,602*
<i>(b) Metals and Metal Manufactures, other than Machinery.</i>											
Anchors, anchor chains and anchor cables	..	..	5,161	5,013	..	..	..	..	146	2	..
Bolts, nuts, rivets, &c.	..	..	18,285	12,381	..	..	2	..	235	5,503	164
Enamelledware (metal), n.e.i.	..	..	11,999	4,173	..	..	7,051	..	660	34	81
Fire engines and fire extinguishers	..	..	5,813	5,559	..	..	..	..	52	2	..
Galvanized iron, flat and corrugated	..	ton	1,055	92,664	84,588	..	..	..	22	..	8,054*
Hinges and fastenings	..	..	11,653	10,016	..	..	128	..	308	20	1,181*
Household and cooking utensils	..	..	29,477	17,666	..	4	4,230	..	2,756	354	4,467*
Hoop iron	..	..	40	40	..	..	..	..	..	..	..

APPENDIX VII.—continued.

4. IMPORTS DURING THE YEAR ENDED 30TH JUNE, 1953: VALUE BY CLASSES AND ITEMS ACCORDING TO COUNTRIES OF ORIGIN—continued.

Classification.	Unit of Quantity.	Quantity.	Total.	Country of Origin.							
				Australia.	Canada.	China.	Hong Kong.	India.	United Kingdom.	United States of America.	Other Countries.
			£	£	£	£	£	£	£	£	£
<b>CLASS XII.—METALS, METAL MANUFACTURES AND MACHINERY—continued.</b>											
<i>(b) Metals and Metal Manufactures, other than Machinery—continued.</i>											
Lamps and Lampware .. .. .	..	..	22,561	17,030	1,569	..	1,108	..	594	46	2,214*
Nails and screws .. .. .	..	..	28,146	26,298	..	..	318	..	547	423	560
Platedware and cutlery .. .. .	..	..	28,511	8,715	..	..	1,494	..	7,501	185	10,616*
Structural iron and steel .. .. .	..	..	22,693	21,314	..	..	..	..	477	..	902
Prefabricated metal buildings .. .. .	..	..	21,701	21,701	..	..	..	..	..	..	..
Water filters .. .. .	..	..	525	426	..	..	..	..	99	..	..
Water tanks and pipes .. .. .	..	..	29,805	29,381	..	..	..	..	216	..	208
Wire—											
Fencing and barbed .. .. .	..	..	3,874	3,382	..	..	..	..	359	..	133
Other .. .. .	..	..	24,958	16,549	..	..	..	..	477	7,424	508
Wire netting .. .. .	..	..	2,726	2,018	..	..	4	..	..	..	704
Copper and muntz metal sheets .. .. .	..	..	5,339	5,277	..	..	..	..	62	..	..
Metal furniture .. .. .	..	..	34,907	28,212	..	..	25	..	6,435	168	67
Metals and metal manufactures, n.e.i. .. .. .	..	..	163,014	144,202	79	..	940	..	7,517	5,377	4,899*
Tools of trade as used by artisans and mechanics .. .. .	..	..	33,195	18,897	59	..	60	..	5,613	1,478	7,088*
Tools of trade, other n.e.i. .. .. .	..	..	82,302	36,196	90	..	136	..	3,022	6,565	36,293*
<i>(c) Vehicles and parts therefor.</i>											
Acoplanes, parts, &c. .. .. .	..	..	115,382	87,831	..	..	..	..	4,083	23,468	..
Automobiles, parts, &c. .. .. .	..	..	347,873	203,765	20,744	..	..	..	74,136	44,094	5,134*
Motor cycles, parts, &c. .. .. .	..	..	11,228	3,654	..	..	..	..	6,456	273	845
Cycles, parts, &c. .. .. .	..	..	24,209	9,793	..	..	185	..	6,824	61	7,346*
Tractors agricultural, and parts .. .. .	..	..	22,604	2,719	..	..	..	..	19,672	213	..
Tractors and parts thereof, n.e.i. .. .. .	..	..	117,661	17,025	..	..	..	..	13,059	87,481	96
Other vehicles and parts, &c. .. .. .	..	..	10,427	8,125	..	..	..	..	2,001	126	175
<b>Total Class XII.</b> .. .. .			<b>1,942,728</b>	<b>1,246,647</b>	<b>26,501</b>	<b>71</b>	<b>28,844</b>	<b>..</b>	<b>237,212</b>	<b>288,816</b>	<b>114,637</b>

For footnote \* see page 151.

APPENDIX VII.—*continued.*

4. IMPORTS DURING THE YEAR ENDED 30TH JUNE, 1953: VALUE BY CLASSES AND ITEMS ACCORDING TO COUNTRIES OF ORIGIN—*continued.*

Classification.	Unit of Quantity.	Quantity.	Total.	Country of Origin.							
				Australia.	Canada.	China.	Hong Kong.	India.	United Kingdom.	United States of America.	Other Countries.
<b>CLASS XIII.—RUBBER AND LEATHER AND MANUFACTURES THEREOF AND SUBSTITUTES THEREFOR.</b>				£	£	£	£	£	£	£	£
Tyres and tubes .. .. .	..	..	83,945	81,189	..	..	93	..	336	1,721	606
All other rubber manufactures .. .. .	..	..	14,283	13,145	..	..	554	..	275	309	..
Harness .. .. .	..	..	1,450	1,325	..	..	..	..	..	70	55
Leather belting .. .. .	..	..	4,288	4,089	..	..	..	..	125	74	..
All other leather and leather manufactures .. .. .	..	..	9,897	5,714	..	20	3,953	..	69	134	7
<b>Total Class XIII.</b> .. .. .	..	..	113,863	105,462	..	20	4,600	..	805	2,308	668
<b>CLASS XIV.—WOOD AND WICKER, RAW AND MANUFACTURED.</b>											
Boxes, trade and camphorwood .. .. .	..	..	10,419	262	..	..	10,138	..	19	..	..
Furniture—											
Wicker, bamboo and cane .. .. .	..	..	5,676	2,016	..	..	3,660	..	..	..	..
Wooden .. .. .	..	..	17,102	15,506	..	..	905	..	81	3	607
Timber—											
Precut for buildings and other similar purposes .. .. .	..	..	11,228	10,663	108	..	7	..	..	..	450
Other .. .. .	super. ft.	52,935	3,776	3,625	..	..	..	..	..	..	151
All other wood and wicker manufactures .. .. .	..	..	36,369	28,381	211	23	570	..	1,984	..	5,200*
<b>Total Class XIV.</b> .. .. .	..	..	84,570	60,453	319	23	15,280	..	2,084	3	6,408
<b>CLASS XV.—EARTHENWARE, CEMENT, CHINA, GLASS AND STONEWARE.</b>											
Bricks and pottery .. .. .	..	..	472	472	..	..	..	..	..	..	..
Cement .. .. .	ton	4,732	63,510	31,424	..	..	1,325	..	407	..	30,354*
Other cement manufactures .. .. .	..	..	10,841	10,078	..	..	..	..	763	..	..
Earthenware and china .. .. .	..	..	10,870	7,818	..	60	814	..	1,948	88	142
Glass .. .. .	..	..	15,979	15,506	..	..	299	..	55	16	104
Glassware, n.e.i. .. .. .	..	..	13,073	9,248	..	..	1,541	..	877	24	1,383
All other earthenware .. .. .	..	..	5,565	5,265	..	..	124	..	83	..	93
<b>Total Class XV.</b> .. .. .	..	..	120,310	79,810	..	60	4,103	..	4,133	128	32,076

For footnote \* see page 151.

APPENDIX VII.—continued.

4. IMPORTS DURING THE YEAR ENDED 30TH JUNE, 1953: VALUE BY CLASSES AND ITEMS ACCORDING TO COUNTRIES OF ORIGIN—continued.

Classification.	Unit of Quantity.	Quantity.	Total.	Country of Origin.							
				Australia.	Canada.	China.	Hong Kong.	India.	United Kingdom.	United States of America.	Other Countries.
<b>CLASS XVI.—PAPER AND STATIONERY.</b>				£	£	£	£	£	£	£	£
Paper, plain and wrapping, including paper bags	..	..	9,527	8,600	..	..	45	..	..	238	644
Cigarette papers	..	..	1,970	1,945	..	..	..	..	25	..	..
Paper manufactures, n.e.i.	..	..	16,969	16,025	166	..	235	..	505	35	23
Stationery	..	..	54,647	50,330	..	..	1,203	..	2,260	553	301
Books and periodicals	..	..	20,489	18,021	2	..	30	..	585	1,319	632
Advertising materials, paper	..	..	1,040	737	..	..	45	..	165	28	65
Pictures and paintings	..	..	452	412	..	..	17	..	..	4	19
Maps and charts	..	..	350	337	..	..	11	..	..	2	..
Total Class XVI.	..	..	105,464	96,407	168	..	1,586	..	3,540	2,179	1,584
<b>CLASS XVII.—JEWELLERY, TIMEPIECES AND FANCY GOODS.</b>											
Jewellery	..	..	4,009	3,518	..	..	271	..	122	58	40
Timepieces, pedometers, &c.	..	..	19,216	6,306	22	..	773	..	674	138	11,303*
Fancy goods	..	..	9,306	3,257	..	9	2,535	..	800	2	2,703
Articles used for games	..	..	30,959	22,655	..	..	3,651	36	804	104	3,709
Toys, &c.	..	..	11,276	7,999	..	..	318	..	1,871	76	1,012
Trade goods, n.e.i., including trade beads	..	..	35,725	20,266	..	48	2,834	..	165	..	12,412*
Total Class XVII.	..	..	110,491	64,001	22	57	10,382	36	4,436	378	31,179
<b>CLASS XVIII.—OPTICAL, SURGICAL AND SCIENTIFIC INSTRUMENTS.</b>											
Photographic goods—											
Cinema	..	..	1,376	729	..	..	..	..	30	73	544
Films for exhibition	..	..	36,903	16,855	..	..	6	..	718	19,324	..
Films imported by missions for recording mission work in the Territory	..	..	662	334	..	..	..	..	..	328	..
Other, n.e.i.	..	..	19,327	16,579	..	..	183	..	665	490	1,410
Surgical and dental instruments and appliances	..	..	21,499	19,331	..	..	..	..	994	659	515

For footnote \* see page 151.

APPENDIX VII.—continued.

4. IMPORTS DURING THE YEAR ENDED 30TH JUNE, 1953: VALUE BY CLASSES AND ITEMS ACCORDING TO COUNTRIES OF ORIGIN—continued.

Classification.	Unit of Quantity.	Quantity.	Total.	Country of Origin.							
				Australia.	Canada.	China.	Hong Kong.	India.	United Kingdom.	United States of America.	Other Countries.
			£	£	£	£	£	£	£	£	£
<b>CLASS XVIII.—OPTICAL, SURGICAL AND SCIENTIFIC INSTRUMENTS—continued.</b>											
Cotton wool and surgical dressings .. .. .	..	..	29,636	15,562	..	..	..	71	13,219	550	234
Scientific chemical and mathematical instruments and apparatus .. .. .	..	..	11,392	9,972	..	..	..	..	588	832	..
Talking machines and records .. .. .	..	..	7,601	6,035	..	..	..	..	914	224	428
Total Class XVIII. .. .. .	..	..	128,396	85,397	..	..	189	71	17,128	22,480	3,131
<b>CLASS XIX.—DRUGS, CHEMICALS AND FERTILIZERS.</b>											
Medicines and drugs .. .. .	..	..	89,801	73,290	..	4	1,321	..	8,869	3,096	3,221*
Acids, gases and alkalis .. .. .	..	..	9,302	8,912	..	..	..	..	196	184	10
Dips and washes for animals and agricultural dusts and sprays .. .. .	..	..	4,798	4,702	..	..	..	..	96	..	..
Disinfectants, insecticides and antiseptics .. .. .	..	..	11,404	10,815	..	25	112	..	343	..	109
Fertilizers and manures .. .. .	ton	38	881	881	..	..	..	..	..	..	..
Perfumery and toilet preparations (non-spirituous) .. .. .	..	..	32,343	29,479	..	15	2,100	..	645	33	71
Salt .. .. .	ton	341	6,664	5,782	..	..	..	..	882	..	..
Spirits and spirituous preparations, essences and flavours .. .. .	gallon	464	4,325	3,244	..	..	428	..	568	3	62
Spirits, methylated .. .. .	..	9,656	2,319	2,319	..	..	..	..	..	..	..
All other chemicals, n.e.i. .. .. .	..	..	6,494	6,114	..	..	501	..	198	497	184
Total Class XIX. .. .. .	..	..	168,331	144,538	..	44	4,462	..	11,817	3,813	3,657
<b>CLASS XX.—MISCELLANEOUS.</b>											
<b>Arms—</b>											
Revolvers and pistols .. .. .	..	..	247	156	..	..	..	..	22	..	69
Rifles .. .. .	..	..	2,243	1,849	..	..	..	..	154	23	217
Shotguns .. .. .	..	..	2,057	1,236	..	..	..	..	290	27	504



APPENDIX VII.—*continued.*

4. IMPORTS DURING THE YEAR ENDED 30TH JUNE, 1953: VALUE BY CLASSES AND ITEMS ACCORDING TO COUNTRIES OF ORIGIN—*continued.*

Classification.	Unit of Quantity.	Quantity.	Total.	Country of Origin.							
				Australia.	Canada.	China.	Hong Kong.	India.	United Kingdom.	United States of America.	Other Countries.
CLASS XX.—MISCELLANEOUS— <i>continued.</i>				£	£	£	£	£	£	£	£
Ammunition—											
Revolver and pistol			146	63					37		46
Rifle			1,381	1,029					258	60	34
Shotgun			4,866	3,790					280	661	135
Explosives—											
Gelignite			5,797	5,797							
Detonators			6	6							
Fuzes			247				247				
Fireworks			1,452	180			1,190		33		49
Other			465	465							
Boats, launches and fittings, other watercraft, lifebelts and lifebuoys			97,078	63,462					21	33,595	
Brushware			9,114	8,598			13		471	24	8
Dressings and polishes			6,767	6,682					84		1
Matches and vestas			21,681	14,187		92	5,853		269		1,280*
Musical instruments and parts			7,618	4,445			760		664	182	1,567*
Packing for engines and boilers			2,184	1,123					709	352	
Pitch and tar			2,438	2,316					122		
Soap—											
Toilet			9,636	9,362					35	238	1
Other	lb.	714,171	38,054	38,012						38	4
Articles for educational purposes			5,912	4,419			26		209	1,180	78
Articles for religious purposes			14,683	8,705					293	3,540	2,145*
Bullion, coin and paper money for circulation in the Territory			74,087	74,087							
Plasticware			12,675	10,217			1,261		800	230	167
Personal effects and household effects			59,810	52,141					1,915	4,414	1,340
Articles unspecified			1,929	1,690	48		110		64		17
<b>Total Class XX.</b>			<b>382,573</b>	<b>314,017</b>	<b>48</b>	<b>92</b>	<b>9,460</b>		<b>6,730</b>	<b>44,564</b>	<b>7,662</b>
<b>GRAND TOTAL</b>			<b>7,175,612</b>	<b>4,756,600</b>	<b>27,721</b>	<b>2,614</b>	<b>238,272</b>	<b>222,355</b>	<b>386,314</b>	<b>687,965</b>	<b>853,771</b>

For footnote \* see page 151.

APPENDIX VII.—continued.

\* Includes—

Item.	Denmark.	Germany.	Holland.	Japan.	Norway.	Sweden.	Other.
Fish, preserved .. .. .	£	£	£	£	£	£	£
Meats, preserved .. .. .	21,355	15,964	25,620	2,097			Union of Soviet Socialist Republics .. 3,824
Tea .. .. .							South Africa .. .. . 9,033
Ales, beer, cider, stout, &c. .. .. .	5,236	6,368	4,808				New Zealand .. .. . 7,723
Apparel and attire, n.e.i. .. .. .	918		12,948				Ceylon .. .. . 19,455
Textiles, n.e.i., including bedding .. .. .	3,924			135,810			Belgium .. .. . 713
Nets and netting .. .. .				8,773			Belgium .. .. . 3,356
Benzine, petrol, &c. .. .. .							Italy .. .. . 1,295
Kerosene, lighting .. .. .							United States of Indonesia .. .. . 212,093
Kerosene, power .. .. .							Persian Gulf Ports .. .. . 20,399
Residual and all other fuel oils .. .. .							United States of Indonesia .. .. . 9,033
Telephones, radio sets and parts .. .. .			7,048				United States of Indonesia .. .. . 2,556
Motive power machinery .. .. .	6,282						United States of Indonesia .. .. . 102,378
Woodworking machinery .. .. .						975	
All other machinery .. .. .	2,312						
Galvanized iron, flat and corrugated .. .. .				8,054			
Hinges and fastenings .. .. .	1,156						
Household and cooking utensils .. .. .	1,529		202			217	Belgium .. .. . 2,519
Lamps and lampware .. .. .	1,443					736	
Platedware and cutlery .. .. .	10,344						
Metals and metal manufactures, n.e.i. .. .. .	3,626					918	
Tools of trade as used by artisans and mechanics .. .. .	5,571					1,269	
Tools of trade, n.e.i. .. .. .	22,702		708			12,097	Italy .. .. . 935
Automobiles and parts, &c. .. .. .	4,113						
Cycles, parts, &c. .. .. .	6,623		593				
All other wood and wicker manufactures .. .. .	2,764			642		1,740	
Cement .. .. .				30,354			
Timepieces, pedometers, &c. .. .. .	1,039						Switzerland .. .. . 10,138
Trade goods, n.e.i., including trade beads .. .. .	3,028					3,849	Czechoslovakia .. .. . 2,200
Medicines and drugs .. .. .		1,737					Italy .. .. . 3,045
Matches and vestas .. .. .						656	Holland .. .. . 1,314
Musical instruments and parts .. .. .		895					
Articles for religious purposes .. .. .			1,376				

n.e.i.—Not elsewhere included.

## APPENDIX VII.—continued.

## 5. IMPORTS DURING THE YEAR ENDED 30TH JUNE, 1953: VALUE BY CLASSES SHOWING GOVERNMENTAL AND PRIVATE IMPORTS.

Class.	Government.	Private.	Total.	Duty Collected.
	£	£	£	£ s. d.
I. Foodstuffs of animal origin (excluding living animals)	135,704	739,013	874,717	..
II. Foodstuffs of vegetable origin: Non-alcoholic beverages and substances used in the making	192,923	975,366	1,168,289	3,998 7 8
III. Spirituous and alcoholic liquors	2,294	215,274	217,568	128,997 18 11
IV. Tobacco and preparations thereof	21,009	283,086	304,095	148,834 10 11
V. Live animals	31,199	9,065	40,264	..
VI. Animal substances (mainly unmanufactured), not foodstuffs	..	45	45	2 16 0
VII. Vegetable substances and fibres	752	8,254	9,006	208 6 8
VIII. Apparel, textiles and manufactured fibres	56,901	754,294	811,195	5,296 11 11
IX. Oils, fats and waxes	7,112	501,510	508,622	51,856 3 9
X. Paints and varnishes	7,824	68,462	76,286	6,846 3 0
XI. Stones and minerals, including ores and concentrates	7,477	1,322	8,799	22 4 4
XII. Metals, metal manufactures and machinery	356,448	1,586,280	1,942,728	137,159 8 2
XIII. Rubber and leather and manufactures thereof and substitutes therefor	20,840	93,023	113,863	9,179 0 8
XIV. Wood and wicker—Raw and manufactured	13,424	71,146	84,570	5,961 2 3
XV. Earthenware, cement, china, glass and stone-ware	32,369	87,941	120,310	8,794 7 0
XVI. Paper and stationery	13,979	91,485	105,464	6,446 5 9
XVII. Jewellery, timepieces and fancy goods	3,327	107,164	110,491	13,536 5 10
XVIII. Optical, surgical and scientific instruments	46,299	82,097	128,396	3,301 18 10
XIX. Drugs, chemicals and fertilizers	68,437	99,894	168,331	6,333 6 4
XX. Miscellaneous	30,909	351,664	382,573	5,917 18 2
Excess Revenue	..	..	..	390 12 0
Duty Surcharge	..	..	..	42,078 14 4
<b>Total</b>	<b>1,049,227</b>	<b>6,126,385</b>	<b>7,175,612</b>	<b>585,162 2 6</b>

## 6. EXPORTS DURING THE YEAR ENDED 30TH JUNE, 1953: QUANTITY, VALUE AND DESTINATIONS BY ITEMS.

Items.	Quantity.	Value.	Destination.
		£	
New Guinea Produce—			
Bark, Cinchona	19.45 tons	631	Australia
Birds, stuffed	..	191	United States of America
Beche-de-mer (Trepang)	2.95 tons	975	Australia
Cane, bamboo	6,000 feet	20	Australia
Cane, n.e.i.	1 ton	20	Australia
Cocoa beans	627.71 tons	171,876	Australia—566.89 tons, £156,417 Japan—60.82 tons, £15,459
Coconut, desiccated	40.92 tons	9,789	Australia
Coconut meal	2,085.47 tons	35,463	Australia—205.12 tons, £4,910 United Kingdom—1,880.35 tons, £30,553
Coconut oil	3,568.12 tons	473,026	Australia—1.09 tons, £125 United Kingdom—3,567.03 tons, £472,901
Coconuts, whole	219.3 tons	4,754	Australia
Coffee beans	45.22 tons	30,332	Australia
Copra	64,151.9 tons	4,425,057	Australia—19,270.81 tons, £1,336,716 United Kingdom—44,881.09 tons, £3,088,341
Copra refuse	5.94 tons	337	Australia
Curios	..	1,119	Australia—£484 Austria—£18 B.S.I.P.—£35 Canada—£5 Germany—£87 Holland—£15 New Zealand—£12 Sweden—£15 Switzerland—£200 United Kingdom—£6 United States of America—£242

APPENDIX VII.—*continued.*6. EXPORTS DURING THE YEAR ENDED 30TH JUNE, 1953: QUANTITY, VALUE AND DESTINATIONS  
BY ITEMS—*continued.*

Items.	Quantity.	Value.	Destinations.
NEW GUINEA PRODUCE— <i>continued.</i>		£	
Films .. .. .	.. .. .	790	Australia—£294 France—£13 United States of America—£483
Fruits, preserved .. .. .	270 lb.	14	Australia
Galip nuts .. .. .	7.5 tons	1,016	Australia
Gold, fine .. .. .	138,694 oz.	2,147,766	Australia
Hemp, Kenaf .. .. .	486 lb.	23	Australia
Hides and skins (crocodile) .. .. .	.. .. .	56	Australia—£46 Germany—£10
Natural history specimens .. .. .	.. .. .	325	Australia—£270 Germany—£10 United States of America—£45
Osmiridium .. .. .	1.22 oz.	63	Australia
Passion fruit pulp .. .. .	25.34 tons	3,151	Australia
Peanuts .. .. .	106.61 tons	20,853	Australia
Plants, trees and shrubs .. .. .	.. .. .	17	Australia
Platinum .. .. .	4.05 oz.	133	Australia
Rubber .. .. .	75 lb.	7	Australia
Shell—			
Green snail .. .. .	247.52 tons	39,789	Australia
Tortoise .. .. .	.. .. .	41	Australia—£12 Austria—£11 Germany—£11 Holland—£4 United States of America—£3
Trochus .. .. .	358.21 tons	48,058	Australia—304.36 tons, £39,705 Hong Kong—42.36 tons, £6,021 Japan—11.49 tons, £2,332
Other .. .. .	70 lb.	6	Australia
Silver .. .. .	64,420 oz.	23,399	Australia
Timber—			
Logs .. .. .	1,107,746 sup. ft.	24,704	Australia—1,022,712 sup. ft., £19,636 B.S.I.P.—84,137 sup. ft., £5,049 Japan—897 sup. ft., £19
Sawn .. .. .	835,971 sup. ft.	46,168	Australia—728,643 sup. ft., £40,137 B.S.I.P.—107,328 sup. ft., £6,031
Precut egg cases .. .. .	51,172 sup. ft.	4,961	Australia
Wool .. .. .	2,621 lb.	716	Australia
Total New Guinea Produce .. .. .	.. .. .	7,515,648	
Items not of New Guinea Origin—			
Aircraft parts .. .. .	.. .. .	21,890	Australia
Airstrip matting .. .. .	3,075 tons	71,049	Australia—475 tons, £11,049 United Kingdom—2,600 tons, £60,000
Articles for repair .. .. .	.. .. .	106,123	Australia—£101,624 Austria—£5 Germany—£269 Holland—£54 Hong Kong—£2,299 Japan—£40 Switzerland—£1,660 United Kingdom—£20 United States of America—£152
Camphorwood chests .. .. .	.. .. .	323	Australia
Construction machinery .. .. .	.. .. .	450	Australia
Drapery and apparel .. .. .	.. .. .	2,219	Australia—£2,190 B.S.I.P.—£10 Hong Kong—£4 United Kingdom—£15
Earth-moving equipment .. .. .	.. .. .	3,533	Australia—£2,733 Dutch New Guinea—£800
Electrical goods and machinery .. .. .	.. .. .	1,059	Australia—£1,029 United Kingdom—£30

APPENDIX VII.—*continued.*6. EXPORTS DURING THE YEAR ENDED 30TH JUNE, 1953: QUANTITY, VALUE AND DESTINATIONS BY ITEMS—*continued.*

Items.	Quantity.	Value.	Destination.
Items not of New Guinea Origin— <i>continued.</i>		£	
Empty returns.. .. .	.. .. .	18,038	Australia—£16,737 Singapore—£1,301
Films .. .. .	6,665,060 feet	32,503	Australia
Foodstuffs .. .. .	.. .. .	3,784	Australia—£84 Dutch New Guinea—£680 Germany—£3,020
Furniture and personal effects .. .. .	.. .. .	39,804	Australia—£34,618 Austria—£15 Brazil—£2,225 B.S.I.P.—£420 Canada—£45 Fiji—£800 Germany—£767 Japan—£200 New Zealand—£240 United Kingdom—£300 United States of America—£114 United States of Indonesia—£60
Gold dredging machinery .. .. .	.. .. .	118,000	British Guiana
Goods under drawback .. .. .	.. .. .	6,384	Australia—£2,732 B.S.I.P.—£624 Hong Kong—£61 United Kingdom—£15 United States of America—£2,952
Jewellery and fancy goods .. .. .	.. .. .	114	Australia
Machinery, n.e.i. .. .. .	.. .. .	1,700	Australia—£1,110 B.S.I.P.—£510 Dutch New Guinea—£80
Medicines and drugs .. .. .	.. .. .	119	Australia—£94 B.S.I.P.—£25
Metal scrap— Aluminium .. .. .	1,052.27 tons	92,587	Australia—417.21 tons, £56,014 Japan—425.11 tons, £8,911 United Kingdom—209.95 tons, £27,662
Brass .. .. .	997.87 tons	152,653	Australia—582.52 tons, £78,850 United Kingdom—415.35 tons, £73,803
Bronze .. .. .	.91 tons	123	Australia
Copper .. .. .	133.09 tons	29,925	Australia—57.94 tons, £10,680 United Kingdom—75.15 tons, £19,245
Ferrous .. .. .	7,667.49 tons	124,614	Australia—17.35 tons, £670 Japan—5,262.22 tons, £95,844 United Kingdom—2,387.92 tons, £28,100
Lead .. .. .	46.77 tons	3,149	Australia—5.34 tons, £353 United Kingdom—41.43 tons, £2,796
Other, non-ferrous .. .. .	10.3 tons	1,719	Australia—4.21 tons, £599 United Kingdom—6.09 tons, £1,120
Metal manufactures, n.e.i. .. .. .	.. .. .	388	Australia—£265 B.S.I.P.—£58 Germany—£65
Motive power machinery .. .. .	.. .. .	3,972	Australia—£3,672 Dutch New Guinea—£300
Motor cycles and parts .. .. .	.. .. .	370	Australia
Motor vehicles and parts .. .. .	.. .. .	60,644	Australia—£60,599 Dutch New Guinea—£45
Musical instruments .. .. .	.. .. .	200	Italy
Ophthalmic instruments .. .. .	.. .. .	338	Australia
Petroleum dispensing equipment .. .. .	.. .. .	51	B.S.I.P.
Petroleum installation equipment .. .. .	.. .. .	282	Australia
Petroleum products .. .. .	.. .. .	1,654	Australia—£371 Dutch New Guinea—£1,283
Photographic goods .. .. .	.. .. .	853	Australia—£10 Singapore—£667 United States of America—£176
Radios and parts .. .. .	.. .. .	737	Australia—£612 Fiji—£125

APPENDIX VII.—*continued.*6. EXPORTS DURING THE YEAR ENDED 30TH JUNE, 1953: QUANTITY, VALUE AND DESTINATIONS  
BY ITEMS—*continued.*

Items.	Quantity.	Value.	Destination.
Items not of New Guinea Origin— <i>continued.</i>		£	
Refrigeration machinery .. .. .	.. .. .	293	Australia
Salvage gear .. .. .	.. .. .	1,250	Australia
Scientific equipment .. .. .	.. .. .	122	Australia—£110 B.S.I.P.—£12
Sewing machines .. .. .	.. .. .	90	Australia
Smelting equipment .. .. .	.. .. .	671	Australia
Stationery .. .. .	.. .. .	191	Australia
Steel planking .. .. .	1,998 tons	60,000	United Kingdom
Timber locomotives, rails and trolleys .. .. .	.. .. .	1,960	Australia
Tools of trade .. .. .	.. .. .	2,745	Australia—£2,670 New Zealand—£75
Tractors and parts .. .. .	.. .. .	5,358	Australia—£5,149 B.S.I.P.—£207
Tyres and tubes .. .. .	.. .. .	300	Australia—£100 Dutch New Guinea—£200
Weighing machines .. .. .	.. .. .	155	Australia
Welding equipment .. .. .	.. .. .	457	Australia
Woodworking machinery .. .. .	.. .. .	307	Australia
Miscellaneous .. .. .	.. .. .	502	Australia—£433 B.S.I.P.—£57 Fiji—£12
Total Items not of New Guinea Origin .. .. .	.. .. .	975,750	
Total Exports .. .. .	.. .. .	8,491,396	

B.S.I.P. = British Solomon Islands Protectorate.

## 7. DIRECTION OF EXPORTS DURING THE YEAR ENDED 30TH JUNE, 1953.

Country.	Value.		
	New Guinea Produce.	Items not of New Guinea Origin.	Total Exports.
	£	£	£
Australia .. .. .	3,887,524	456,924	4,344,448
Austria .. .. .	29	20	49
Brazil .. .. .	..	2,225	2,225
British Guiana .. .. .	..	118,000	118,000
British Solomon Islands Protectorate .. .. .	11,115	1,974	13,089
Canada .. .. .	5	45	50
Dutch New Guinea .. .. .	..	3,388	3,388
Fiji .. .. .	..	937	937
France .. .. .	13	..	13
Germany .. .. .	118	4,121	4,239
Holland .. .. .	19	54	73
Hong Kong .. .. .	6,021	2,364	8,385
Italy .. .. .	..	200	200
Japan .. .. .	17,810	104,995	122,805
New Zealand .. .. .	12	315	327
Singapore .. .. .	..	1,968	1,968
Sweden .. .. .	15	..	15
Switzerland .. .. .	200	1,660	1,860
United Kingdom .. .. .	3,591,801	273,106	3,864,907
United States of America .. .. .	964	3,394	4,358
United States of Indonesia .. .. .	..	60	60
Total .. .. .	7,515,646	975,750	8,491,396

## APPENDIX VII.—continued.

## 8. VALUE OF TRADE, BY PORTS, DURING THE YEAR ENDED 30TH JUNE, 1953.

Imports and Exports.	Port.					Total Value.
	Madang.	Lae.	Rabaul.	Kavieng.	Lorengau.	
Imports .. .. .	£ 1,190,054	£ 2,472,509	£ 3,188,894	£ 176,143	£ 148,012	£ 7,175,612
Exports—						
New Guinea Produce .. .. .	909,591	2,314,448	3,728,880	429,718	133,009	7,515,646
Items not of New Guinea Origin .. .. .	93,026	485,222	356,174	4,112	37,216	975,750
Total Exports .. .. .	1,002,617	2,799,670	4,085,054	433,830	170,225	8,491,396
Total Trade .. .. .	2,192,671	5,272,179	7,273,948	609,973	318,237	15,667,008

## 9. PARTICULARS OF INCORPORATED AND TRADING ESTABLISHMENTS AND ENTERPRISES OPERATING IN THE TERRITORY, AS AT 30TH JUNE, 1952, AND 30TH JUNE, 1953.

Objects.	Number.		Nominal Capital.	
	1952.	1953.	1952. £	1953. £
<i>Local Companies.</i>				
Commercial .. .. .	49	66	3,372,900	5,787,950
Plantations .. .. .	21	29	807,500	1,152,500
Air Line .. .. .	8	8	895,000	895,000
Mining and Oil .. .. .	5	5	738,000	738,000
Insurance .. .. .	1	1	50,000	50,000
Banking .. .. .	..	..	..	..
Total .. .. .	84	109	5,863,400	8,623,450
<i>Foreign Companies.</i>				
Commercial .. .. .	14	17	25,800,100	27,300,100
Plantations .. .. .	11	12	590,000	1,090,000
Air Line .. .. .	1	1	5,000,000	5,000,000
Mining and Oil .. .. .	11	12	13,191,388	17,791,388
Insurance .. .. .	11	11	20,800,000	20,800,000
Banking .. .. .	1	1	8,780,000	8,780,000
Total .. .. .	49	54	74,161,488	80,761,488
			\$6,000,000	\$6,000,000

## 10. PARTICULARS OF COMPANIES INCORPORATED AND REGISTERED FROM 1ST JULY, 1952 TO 30TH JUNE, 1953.\*

	Registered.		Increased Capital.	
	Number.	Nominal Capital. £	Number.	Amount. £
<i>Local Companies.</i>				
Commercial .. .. .	17	2,395,050	1	20,000
Plantations .. .. .	8	345,000	..	..
Air Line Operators .. .. .	..	..	..	..
Mining and Oil Prospecting .. .. .	..	..	..	..
Insurance .. .. .	..	..	..	..
Banking .. .. .	..	..	..	..
Total .. .. .	25	2,740,050	1	20,000
<i>Foreign Companies.</i>				
Commercial .. .. .	3 (1 restored)	1,500,000	..	..
Plantations .. .. .	1	500,000	..	..
Air Line Operators .. .. .	..	..	..	..
Mining and Oil Prospecting .. .. .	1	250,000	2	4,350,000
Insurance .. .. .	..	..	..	..
Banking .. .. .	..	..	..	..
Total .. .. .	5	2,250,000	2	4,350,000

\* No Companies were de-registered.

## APPENDIX VIII.

## AGRICULTURE.

## 1. LAND TENURE AS AT 30TH JUNE, 1953.

Tenure.	Acres.	Acres.	Acres.
Total area of New Guinea .. .. .	..	..	59,520,000
Freehold land owned by private non-indigenous persons .. .. .	..	519,380	..
Administration land—			
(a) Leased to private non-indigenous persons .. .. .	189,351	..	..
(b) Native reserves .. .. .	26,926	..	..
(c) Other (including land reserved for public purposes and land available for leasing) .. .. .	338,690	..	..
		554,967	..
			1,074,347
Unalienated land .. .. .	..	..	58,445,653

## 2. LAND HELD UNDER LEASE AS AT 30TH JUNE, 1953.

Class of Lease.	Number of Leases.	Area in Acres.
Agricultural leases .. .. .	563	167,659
Dairying leases .. .. .	7	1,500
Pastoral leases .. .. .	4	11,296
Residence and business leases .. .. .	754	894
Special leases .. .. .	75	1,556
Mission leases .. .. .	520	1,860
Leases granted to Chinese in towns .. .. .	240	71
Long period leases from the German régime* .. .. .	104	4,515
Total .. .. .	2,267	189,351

\* Owing to lost records this figure is not certain. It is known that most leases in the German time commenced from 1912 onwards and were in most cases for a maximum of 30 years. Therefore most long-term leases granted by the German Administration would have expired.

## 3. LEASES GRANTED DURING 1952-53 BY CLASSES AND DISTRICTS.

(Areas in Acres.)

Class of Lease.	Eastern and Western Highlands.		Sejilk.		Madang.		Morobe.		New Britain.		New Ireland.		Bougainville.		Manus.		Total.	
	No.	Area.	No.	Area.	No.	Area.	No.	Area.	No.	Area.	No.	Area.	No.	Area.	No.	Area.	No.	Area.
Agricultural .. .. .	34	4,343	2	876	..	..	13	7,215	2	1,085	1	3	3	249	..	..	55	13,771
Pastoral .. .. .	..	..	..	..	..	..	..	..	..	..	..	..	..	..	..	..	..	..
Residence or Business .. .. .	47	34	1	1	17	10	57	83	56	52	2	1	..	..	..	..	180	181
Special .. .. .	1	40	..	..	..	..	1	3	2	2	..	..	..	..	..	..	4	45
Mission .. .. .	14	52	3	5	3	11	..	..	2	6	..	..	2	10	1	1	25	85
Granted to Chinese in Towns .. .. .	..	..	..	..	3	1	10	3	8	5	..	..	..	..	..	..	21	9
Total .. .. .	96	4,469	6	882	23	22	81	7,304	70	1,150	3	4	5	259	1	1	285	14,091



## APPENDIX VIII.—continued.

## 4. HOLDINGS OF 1 ACRE OR MORE USED FOR AGRICULTURAL OR PASTORAL PURPOSES, BY DISTRICT, AS AT 31ST MARCH, 1953.

District.	Area of District.	Holdings Being Used.	Land in Holdings being Worked.						
			Land Tenure.		Total Area of Plantations or Farms.	Land Use and Potentiality.			
			Owned by Administration.*	Alienated in Fee Simple (Freehold).		Actually Under Crops.	Other Land Suitable for Cultivation.	Other Land Suitable for Grazing.	Not Suitable for Agriculture or Grazing.
Acres.	No.	Acres.	Acres.	Acres.	Acres.	Acres.	Acres.	Acres.	
Eastern Highlands	4,224,000	27	8,421	..	8,421	792	5,443	1,705	481
Western Highlands	6,144,000	23	18,574	..	18,574	660	10,400	6,079	1,435
Sepik ..	19,296,000	19	887	5,657	6,544	2,564	3,814	130	39
Madang ..	6,912,000	53	11,673	39,670	51,343	30,604	10,339	4,713	5,687
Morobe ..	8,320,000	46	21,201	1,169	22,370	6,252	7,454	5,969	2,695
New Britain ..	9,056,000	141	59,144	102,340	161,484	77,271	65,406	3,298	15,509
New Ireland ..	2,444,800	115	32,259	61,296	93,555	54,680	26,318	3,210	9,347
Bougainville ..	2,611,200	52	45,691	49,058	94,749	27,636	59,676	407	7,045
Manus ..	512,000	18	2,020	11,341	13,361	8,612	2,489	10	2,250
<b>Total ..</b>	<b>59,520,000</b>	<b>494</b>	<b>199,870</b>	<b>270,531</b>	<b>470,401</b>	<b>209,071</b>	<b>191,339</b>	<b>25,521</b>	<b>44,488</b>

\* Comprises mainly land leased to persons engaged in rural activities.

Holdings unoccupied and unused have been excluded. Where two or more holdings employ the same staff and plant they are shown as one.

## 5. HOLDINGS GROWING 1 ACRE OR MORE OF PRINCIPAL CROPS, BY DISTRICT, AS AT 31ST MARCH, 1953.

District.	Number of Holdings Growing—										
	Coconuts.	Cacao.	Rubber.	Coffee.	Bananas.	Kapok.	Pine-apples.	Pawpaws.	Sweet Potatoes.	Maize.	Rice.
Western Highlands ..	..	..	..	8	7	..	6	..	20	13	..
Eastern Highlands ..	..	..	..	11	2	..	2	..	20	10	..
Sepik ..	9	1	..	..	1	1	1	..	9	2	2
Madang ..	50	21	..	1	4	1	3	2	13	4	6
Morobe ..	14	7	1	2	5	4	6	3	22	12	7
New Britain ..	122	78	8	3	12	6	4	3	33	4	1
New Ireland ..	114	16	..	..	4	1	1	3	11	..	..
Bougainville ..	48	15	1	1	4	2	1	1	15	2	..
Manus ..	16	..	..	..	1	..	..	1	3	..	..
<b>Total ..</b>	<b>373</b>	<b>138</b>	<b>10</b>	<b>26</b>	<b>40</b>	<b>15</b>	<b>24</b>	<b>13</b>	<b>146</b>	<b>47</b>	<b>16</b>

As more than one crop is grown on some holdings, numbers in this table cannot be compared with those in Table 4.

## 6. TOTAL ACREAGE OF PRINCIPAL CROPS, BY DISTRICT, YEAR ENDED 31ST MARCH, 1953.

District.	Coconuts.	Cacao.	Rubber.	Coffee.	Bananas.	Kapok.	Pine-apples.	Pawpaws.	Sweet Potatoes.	Maize.	Rice.
Western Highlands ..	..	..	..	101	16	1	14	1	358	57	..
Eastern Highlands ..	..	..	..	165	5	..	6	..	289	58	..
Sepik ..	2,514	2	..	..	2	3	1	..	21	5	10
Madang ..	30,289	2,967	..	2	6	3	4	4	56	11	20
Morobe ..	4,784	335	50	254	6	95	11	7	393	118	56
New Britain ..	74,276	10,193	789	176	142	74	9	8	269	6	3
New Ireland ..	53,689	483	..	..	14	50	2	3	47	..	..
Bougainville ..	25,580	978	295	50	29	4	2	2	218	32	..
Manus ..	8,533	..	..	..	2	..	..	1	10	..	..
<b>Total ..</b>	<b>199,665</b>	<b>14,958</b>	<b>1,134</b>	<b>748</b>	<b>222</b>	<b>230</b>	<b>49</b>	<b>26</b>	<b>1,661</b>	<b>287</b>	<b>89</b>

APPENDIX VIII.—*continued.*

## 7. PRODUCTION OF PRINCIPAL CROPS, BY DISTRICT, YEAR ENDED 31ST MARCH, 1953.

District.	Copra, Dried.	Cocoa Beans.	Coffee Beans.	Bananas.	Kapok.	Pineapples.	Pawpaws.	Sweet Potatoes.	Maize.	Rice.
	tons.	cwt.	cwt.	bushels.	lb.	doz.	doz.	tons.	bushels.	tons.
Western Highlands ..	..	..	..	5,300	..	1,312	..	1,435	278	..
Eastern Highlands ..	..	..	64	108	..	450	..	1,421	881	..
Sepik .. .. .	591	..	..	..	..	100	..	84	96	8
Madang .. .. .	10,101	2,185	..	850	400	495	1,200	320	152	23
Morobe .. .. .	634	240	600	1,015	920	1,490	600	1,459	1,565	45
New Britain ..	24,071	7,317	..	10,500	..	150	490	915	74	3
New Ireland ..	14,730	41	..	1,250	..	150	100	168	..	..
Bougainville ..	10,009	313	..	750	57	100	90	417	206	..
Manus .. .. .	1,646	..	..	100	..	..	90	32	..	..
<b>Total</b> .. ..	<b>61,782</b>	<b>10,096</b>	<b>664</b>	<b>19,873</b>	<b>1,377</b>	<b>4,247</b>	<b>2,570</b>	<b>6,251</b>	<b>3,252</b>	<b>79</b>

## APPENDIX IX.

## LIVE-STOCK.

LIVE-STOCK ON HOLDINGS AT 31ST MARCH, 1953.

Item.	Western Highlands.	Eastern Highlands.	Sepik.	Madang.	Morobe.	New Britain.	New Ireland.	Bougainville.	Manus.	Total.
Cattle .. ..	306	231	15	268	876	770	291	24	147	2,928
Sheep .. ..	978	385	..	..	153	..	..	..	..	1,516
Horses .. ..	69	100	..	107	42	72	15	..	..	405
Donkeys .. ..	19	31	..	9	11	23	..	..	..	93
Mules .. ..	..	..	..	..	..	4	..	..	..	4
Pigs .. ..	188	112	184	535	241	1,644	327	571	7	3,809
Goats .. ..	287	237	85	269	60	164	449	121	..	1,672
Poultry .. ..	927	1,276	374	2,573	3,274	5,722	4,601	3,293	560	22,600
Bee Hives .. ..	1	10	1	2	..	..	..	..	1	15

No information is available of the live-stock owned by indigenous inhabitants which mainly comprises of pigs and fowls.

## APPENDIX X.

## FISHERIES.

No statistics are available regarding the quantity and the value of fish and shell-fish caught, the whole of which is consumed locally. Trochus and other shell is exported, the quantities and values of exports for the last five years being—

	1948-49.	1949-50.	1950-51.	1951-52.	1952-53.	Total.
Shell, Green Snail—						
Tons .. ..	..	10	121	232.5	247.52	611.02
Value .. ..	..	£432	£15,566	£32,996	£39,789	£88,783
Shell, Trochus—						
Tons .. ..	..	308	787	385.5	358.21	2,263.71
Value .. ..	..	£24,424	£16,636	£44,294	£48,058	£245,757
Shell, Tortoise—						
Tons .. ..	..	..	..	..	(a)	..
Value .. ..	..	£2	..	£2	£3	£41
Shell, Other—						
lb. .. ..	..	..	..	140	70	210
Value .. ..	..	..	..	£9	£6	£15

(a) Quantity not known.

The quantity and value of imports under the Customs classification of "Fish—Fresh, Dried and Salted" and "Fish—Preserved" during the last five years are given in the following table:—

	1948-49.	1949-50.	1950-51.	1951-52.	1952-53.	Total.
Fish, Fresh, Dried and Salted—						
lb. .. ..	33,462	42,628	65,781	28,754	46,062	216,687
Value .. ..	£4,083	£4,522	£9,323	£3,992	£7,412	£29,332
Fish, Preserved—						
lb. .. ..	454,347	1,015,762	851,705	1,715,455	1,123,184	5,160,453
Value .. ..	£38,151	£63,814	£59,720	£181,881	£94,015	£437,581

## APPENDIX XI.

## FORESTS.

Information regarding the total area of productive and other forests is not available. The area being exploited is approximately 220,000 acres. The area of forest so far acquired by the Administration is approximately 527,000 acres and approximately 900 acres of plantations have been established. Further particulars are given in Part 6, Section 4, Chapter 6, of this report.

The output of merchantable timber for the year was, in terms of log timber, 20,000,000 super. feet.

Information regarding other forest products is not available other than the information regarding exports which will be found in Table 6 of Appendix VII.

## APPENDIX XII.

## MINERAL RESERVES.

The quantity and values of minerals produced were—

Mineral Field.	Gold.		Platinum.		Silver.		Osmiridium.	
	Fine oz.	Value.	Fine oz.	Value.	Fine oz.	Value.	Fine oz.	Value.
		£		£		£		£
Morobe .. ..	137,732.021	2,133,698	2.422	80	64,328.66	23,369	1.221	63
Central Highlands	693.313	9,904	1.603	52	87.95	29	..	..
Sepik .. ..	262.761	4,070	0.023	1	3.30	1	..	..
Bougainville ..	6.050	94	..	..	0.53	..	..	..
Total .. ..	138,694.145	2,147,766	4.048	133	64,420.44	23,399	1.221	63

The number of workers employed in the mining industry was—

Type of Mining.							Native.	European.
Underground .. ..	..	..	..	..	..	..	330	31
Sluicing .. ..	..	..	..	..	..	..	1,172	184
Dredging .. ..	..	..	..	..	..	..	713	191
Total .. ..	..	..	..	..	..	..	2,215	406

Indigenous inhabitants mining on their own account numbered 130 and it is estimated that they employed approximately 700 casual workers.

Details of accidents are given in Appendix XVII.

## APPENDIX XIII.

## INDUSTRIAL PRODUCTION.

No estimates are available of the gross or net value of industrial production. Information regarding the number of establishments was not available at the time of the completion of this report.

No statistics are available of the quantity and value of commodities produced but quantities and values of the principal commodities exported during the year ended 30th June, 1953, are given in Table 6, Appendix VII.

## APPENDIX XIV.

## CO-OPERATIVES.

Full information relating to Co-operative Societies is given in Chapter 4, Section 4, Part VI. of this Report.

## APPENDIX XV.

## TRANSPORT AND COMMUNICATIONS.

(1) Information concerning postal, telephone and radio telephone and telegraph services is included in Part VI, Section 4, Chapter 9.

(2) Vehicular Roads and Bridle Paths. Table 1.

(3) Railways—There are no railways in the Territory.

(4) Internal Air and Air Mail Services. Table 2.

(5) Meteorological data is included in Appendix XXIV.—Climatic Conditions.

(6) Overseas Vessels entered and cleared Territory Ports. Table 3.

(7) Tonnage of Cargo handled. Table 4.

## 1. VEHICULAR ROADS AND BRIDLE PATHS.

District.	Bridle Paths.		Vehicular Roads.				
	Mileage at—		Mileage at—		Heavy Traffic.	Up to One Ton.	Jeep Traffic.
	30th June, 1952.	30th June, 1953.	30th June, 1952.	30th June, 1953.			
Eastern Highlands .. ..	1,300	1,700	182	371	76	150	145
Western Highlands .. ..	900	900	194	214	..	106	108
Sepik .. ..	3,500	3,500	319	321	35	100	186
Madang .. ..	5,400	5,580	310	310	100	92	118
Morobe .. ..	5,000	5,000	275	348	225	28	95
New Britain .. ..	1,500	1,500	500	500	95	135	270
New Ireland .. ..	1,027	1,027	335	335	120	80	135
Bougainville .. ..	1,630	1,630	167	186	12	174	..
Manus .. ..	200	200	64	90	64	..	26
Total .. ..	20,457	21,017	2,346	2,675	727	865	1,033

## 2. INTERNAL AIR AND AIR MAIL SERVICES.

Serial.	Service.	Route.	Frequency.
1	Port Moresby-Rabaul ..	Port Moresby-Samarai-Rabaul-Samarai-Port Moresby, with calls at— Esa'ala each way .. .. Losuia .. ..	Weekly Fortnightly North-west season only
2	Port Moresby-Rabaul ..	Port Moresby-Lae-Madang-Manus-Kavieng-Rabaul	Bi-weekly
3	Port Moresby-Rabaul ..	Port Moresby - Lae - Finschhafen - Rabaul	Weekly
4	Port Moresby-Lae ..	Direct .. ..	Five times fortnightly
5	Port Moresby-Lae ..	Port Moresby-Wau-Goroka-Lae ..	Weekly
6	Rabaul-Buin .. ..	Rabaul-Queen Carola Harbour-Buka-Kieta-Buin	Fortnightly
7	Rabaul-Kandrian-Talasea ..	Rabaul-Jacquinet Bay-Lindenhafen (optional)-Kandrian-Talasea-Rabaul	Fortnightly
8	Lae-Port Moresby .. ..	Direct .. ..	Five times fortnightly
9	Lae-Port Moresby .. ..	Lae-Goroka-Wau-Port Moresby ..	Weekly
10	Lae-Wau .. ..	Lae-Bulolo-Wau-Lae .. ..	Three times weekly
11	Lae-Madang-Wewak-Rabaul ..	Lae-Goroka-Madang-Wewak - Rabaul (night stop) - Madang - Wewak - Madang-Goroka-Lae	Weekly
12	Lae-Rabaul .. ..	Lae-Madang-Wewak-Manus-Kavieng - Rabaul (night stop) - Kavieng - Manus-Wewak-Madang-Lae	Weekly
13	Lae-Rabaul .. ..	Lae-Madang-Wewak-Manus-Kavieng - Rabaul (night stop)-Madang-Lae	Weekly
14	Lae-Rabaul .. ..	Lae-Madang-Wewak-Manus-Kavieng - Rabaul (night stop)-Lae	Weekly
15	Lae-Manus .. ..	Lae - Finschhafen - Rabaul - Kavieng-Manus (stop two days) - Kavieng - Rabaul-Finschhafen-Lae	Weekly

## APPENDIX XV.—continued.

## 2. INTERNAL AIR AND AIR MAIL SERVICES—continued.

Serial.	Service.	Route.	Frequency.
16	Lae-Torokina-Honiara ..	Lae - Finschhafen - Rabaul - Torokina - Barakomia - Yandina - Honiara (night stop)-Return same route	Three times each four weeks
17	Lae-Hollandia .. ..	Lae - Madang - Wewak - Hollandia (night stop)-Return same route	Monthly
18	Lae-Menyamya .. ..	Lae-Menyamya-Lae .. ..	Weekly
19	Goroka-Lae .. ..	Direct .. ..	Three times weekly
20	Goroka-Lae .. ..	Goroka-Kainantu-Kaiapit-Lae .. ..	Three times weekly
21	Goroka-Eastern Highlands ..	Goroka - Kainantu - Aiyura - Arona - Finintegu-Goroka	Approximately daily
22	Goroka-Mendi .. ..	Goroka - Minj - Mendi - Tari - Minj - Goroka	Bi-weekly
23	Goroka-Madang .. ..	Direct .. ..	At least bi-weekly
24	Madang-Highlands .. ..	Madang - Mt. Hagen - Wabag - Baiyer River-Minj-Nondugl	At least once weekly to each port
25	Madang-Highlands .. ..	Madang - Keglsugi - Kup - Korigu - Wapenamunda - Kerowagi - Chimbu - Ogelbeng-Asaloka-Bena Bena	At least once weekly to each port
26	Madang-Ramu Area .. ..	Madang - Atembre - Josephstall - Annanberg-Madang	Approximately once weekly to each port
27	Madang-Ramu Area .. ..	Madang-Aiome-Madang .. ..	Three times weekly
28	Madang-Ramu Area .. ..	Madang-Awar-Madang .. ..	Fortnightly
29	Madang-Saidor .. ..	Madang-Saidor-Madang .. ..	Monthly
30	Wewak-Madang-Lae .. ..	Direct .. ..	Bi-weekly
31	Wewak-Manus-Rabaul .. ..	Direct .. ..	Four times weekly
32	Wewak-Telefomin .. ..	Direct .. ..	Bi-weekly
33	Wewak-Western Sepik .. ..	Wewak - Maprik - Lumi - Green River - Ambunti - Hayfields - Burui - Yangoru	At least bi-weekly to each port
34	Wewak-Eastern Sepik .. ..	Wewak-Angoram-Wewak .. ..	Weekly

## 3. OVERSEAS VESSELS ENTERED AND CLEARED, NEW GUINEA PORTS, DURING THE YEAR ENDED 30TH JUNE, 1953.

Nationality.	Vessels Entered.		Vessels Cleared.		Total.	
	Number.	Tonnage.	Number.	Tonnage.	Number.	Tonnage.
British .. ..	88	212,123	85	209,786	173	421,909
Other .. ..	19	56,312	18	53,228	37	109,570
Total .. ..	107	268,465	103	263,014	210	531,479

## 4. TONNAGE OF CARGO HANDLED AT NEW GUINEA PORTS DURING THE YEAR ENDED 30TH JUNE, 1953.\*

	Port.				Total.
	Lae.	Rabaul.	Madang.	Lorengau.	
Tonnage discharged .. ..	34,095	37,582	15,127	9,833	96,637
Tonnage laden .. ..	16,738	58,651	10,865	5,320	91,574
Total handled .. ..	51,133	96,233	25,992	14,653	188,011

\* Figures include overseas air-freight.

## APPENDIX XVI.

## COST OF LIVING.

Cost of commodities at various Districts—

Item.	Unit.	Eastern Highlands.	Western Highlands.	Seplk.	Madang.	Morobe.	New Britain.	New Ireland.	Douganville.	Manus.	Average Selling Price.
		s. d.	s. d.	s. d.	s. d.	s. d.	s. d.	s. d.	s. d.	s. d.	s. d.
<i>Staple Foodstuffs.</i>											
Rice .. ..	per lb.	2 6	1 10	1 7	1 3	1 2	1 1	..	1 2	1 0	1 5½
Wheatmeal ..	per lb.	2 6	..	..	0 10	0 9	..	..	0 9	0 9	1 1½
Peas .. ..	per lb.	2 3	..	..	1 6	1 6	1 0	..	0 7	0 9	1 3
Meat .. ..	per tin	4 0	5 0	4 4	3 6	2 1	3 0	..	3 6	3 8	3 7½
Dripping ..	per lb.	4 0	2 11	3 9	2 2	2 0	2 2	..	3 0	3 0	2 10½
Sugar .. ..	per lb.	2 0	2 0	1 7	1 0	0 11	0 11	..	1 0	1 0	1 3½
Tea .. ..	per lb.	9 6	7 6	10 3	7 9	6 8	6 6	..	9 0	6 0	7 11
Salt .. ..	per lb.	1 9	1 3	1 2	0 4	0 5	0 5	..	0 2	0 3	0 8½
Fresh vegetables ..	per lb.	0 3	0 1½	..	0 6	1 4	..	..	0 1½	0 2	0 5
Trade tobacco ..	per stick	0 11	1 0	0 10	0 8	0 8	0 8	..	0 8	0 8	0 9
Matches .. ..	per box	0 3	0 3	0 2	0 1½	0 1½	0 1½	..	0 2	0 2	0 2
Soap .. ..	per lb.	3 0	3 0	3 7	1 4	1 1	1 6	..	1 6	1 9	2 1
<i>Clothes and Domestic Items.</i>											
Lavalavas ..	each	9 0	10 0	9 3	5 6	4 3	6 1	..	8 0	12 0	8 0
Khaki shorts ..	pair	9 6	12 0	12 0	7 0	28 5	8 0	..	9 0	15 0	12 7½
Shirts .. ..	each	15 0	16 0	18 0	20 0	28 6	11 6	..	20 0	14 0	17 10½
Blankets .. ..	each	22 0	19 1	20 9	16 5	14 0	15 6	..	20 0	18 0	18 2½
Mosquito nets ..	each	25 0	..	25 0	16 6	15 0	15 0	..	25 0	20 0	20 2½
Plates .. ..	each	3 0	5 0	3 1½	3 6	3 3	1 9	..	2 6	2 9	3 1
Pannikins .. ..	each	2 6	2 0	2 9	2 6	2 3	1 6	..	3 0	2 6	2 4½
Spoons .. ..	each	1 9	1 6	1 9	1 0	0 7	0 9	..	1 6	1 0	1 2½
Haversacks ..	each	19 6	..	..	14 0	8 9	14 0	..	16 0	30 0	17 0½

N.B.—No details are available from the New Ireland District.

These tables show the retail prices of various staple foodstuffs and other items commonly used by the indigenous population. The rates shown are the average for each centre. Some centres have only one distributing agency whilst at others there are a considerable number with consequent variations in brand and quality of items. In addition, air and shipping freight rates and distribution costs play a prominent part in the determination of the final costs.

## APPENDIX XVII.

## LABOUR.

## 1. NUMBER OF PLACES WHERE MORE THAN TEN NATIVES WERE EMPLOYED AT 30TH JUNE, 1953.

District.	Employers.			
	Administration.	Private Employers.		Total.
		Agreement Workers.	Casual Workers.	
Western Highlands .. .. .	8	..	13	21
Eastern Highlands .. .. .	10	..	31	41
Sepik .. .. .	19	2	10	31
Madang .. .. .	15	20	44	79
Morobe .. .. .	59	22	73	154
New Britain .. .. .	26	103	103	232
New Ireland .. .. .	6	54	42	102
Bougainville .. .. .	10	15	39	64
Manus .. .. .	6	5	5	16
Total .. .. .	159	221	360	740

## 2. NUMBER OF NATIVES IN EMPLOYMENT IN EACH DISTRICT, BY CATEGORY OF EMPLOYMENT AND DISTRICT OF BIRTH, AT 30TH JUNE, 1953.

District.	Administration Employees.		Privately Employed Workers.						Grand Total.	
			Casual.		Agreement.		Total.			
	Born In.	Employed In.	Born In.	Employed In.	Born In.	Employed In.	Born In.	Employed In.	Born In.	Employed In.
Western Highlands	560	641	628	702	..	..	628	702	1,188	1,343
Eastern Highlands	727	743	820	848	2,101	2	2,921	850	3,648	1,593
Sepik .. .. .	2,793	1,112	2,521	844	7,273	112	9,794	956	12,587	2,068
Madang .. .. .	1,107	939	1,493	1,388	2,294	2,472	3,787	3,860	4,894	4,799
Morobe .. .. .	1,241	1,931	1,831	2,135	3,224	2,783	5,055	4,918	6,296	6,849
New Britain .. .. .	751	1,485	2,113	3,746	1,259	6,802	3,372	10,548	4,123	12,033
New Ireland .. .. .	308	387	900	1,096	60	2,738	1,050	3,834	1,358	4,231
Bougainville .. .. .	492	451	984	928	549	1,342	1,533	2,270	2,025	2,721
Manus .. .. .	143	632	229	195	14	598	243	793	386	1,425
Papua* .. .. .	199	..	273	..	75	..	348	..	547	..
Total	8,321	8,321	11,882	11,882	16,849	16,849	28,731	28,731	37,052†	37,052†

\* The Territory of Papua.

† In addition, 1,891 natives were employed in the Police Force.

## 3. NUMBER OF ADMINISTRATION NATIVE EMPLOYEES IN EACH DISTRICT, BY DISTRICT OF BIRTH AT 30TH JUNE, 1953.

District of Employment.	District of Birth.										
	Western Highlands.	Eastern Highlands.	Sepik.	Madang.	Morobe.	New Britain.	New Ireland.	Bougainville.	Manus.	Papua.*	Total.
Western Highlands .. .. .	555	43	11	14	8	..	3	..	..	7	641
Eastern Highlands .. .. .	5	654	10	19	23	5	4	3	1	19	743
Sepik .. .. .	..	..	1,094	2	4	4	2	..	..	6	1,112
Madang .. .. .	..	..	34	833	34	17	3	6	1	11	939
Morobe .. .. .	..	30	531	177	1,087	..	1	1	..	124	1,931
New Britain .. .. .	..	..	672	15	10	684	38	34	4	28	1,485
New Ireland .. .. .	..	..	112	11	1	..	257	1	1	4	387
Bougainville .. .. .	..	..	..	..	..	4	..	447	..	..	451
Manus .. .. .	..	..	329	36	94	37	..	..	136	..	632
Total .. .. .	560	727	2,793	1,107	1,241	751	308	492	143	199	8,321†

\* The Territory of Papua.

† In addition 1,891 natives were employed in the Police Force.



APPENDIX XVII.—*continued.*

## 4. NUMBER OF NATIVE EMPLOYEES UNDER AGREEMENT\* IN PRIVATE EMPLOYMENT IN EACH DISTRICT, BY DISTRICT OF BIRTH, AT 30TH JUNE, 1953.

District of Employment.	District of Birth.										Total.
	Western Highlands.	Eastern Highlands.	Sepik.	Madang.	Morobe.	New Britain.	New Ireland.	Bougainville.	Manus.	Papua.†	
Western Highlands ..	..	..	..	..	..	..	..	..	..	..	..
Eastern Highlands ..	..	2	..	..	..	..	..	..	..	..	2
Sepik ..	..	..	111	..	..	1	..	..	..	..	112
Madang ..	..	452	631	1,334	53	..	..	..	..	2	2,472
Morobe ..	..	412	511	65	1,747	3	..	1	..	44	2,783
New Britain ..	..	602	3,100	461	1,105	1,246	31	215	13	29	6,802
New Ireland ..	..	446	1,922	144	188	9	29	..	..	..	2,738
Bougainville ..	..	187	448	243	131	..	..	333	..	..	1,342
Manus ..	..	..	550	47	..	..	..	..	1	..	598
Total ..	..	2,101	7,273	2,294	3,224	1,259	60	549	14	75	16,849

\* See Part III. of *Native Labour Ordinances 1950-1952.*

† The Territory of Papua.

## 5. NUMBER OF CASUAL WORKERS\* IN PRIVATE EMPLOYMENT IN EACH DISTRICT, BY DISTRICT OF BIRTH, AT 30TH JUNE, 1953.

District of Employment.	District of Birth.										Total.
	Western Highlands.	Eastern Highlands.	Sepik.	Madang.	Morobe.	New Britain.	New Ireland.	Bougainville.	Manus.	Papua.†	
Western Highlands ..	582	104	2	7	4	..	..	..	1	2	702
Eastern Highlands ..	46	712	16	26	20	3	6	3	..	16	848
Sepik ..	..	1	835	4	2	1	..	1	..	..	844
Madang ..	..	2	66	1,175	97	2	5	..	3	38	1,388
Morobe ..	..	..	285	146	1,541	1	1	..	6	155	2,135
New Britain ..	..	1	1,104	87	144	2,056	195	58	48	53	3,746
New Ireland ..	..	..	107	48	18	38	783	6	..	6	1,096
Bougainville ..	..	..	3	..	1	8	..	916	..	..	928
Manus ..	..	..	13	..	4	4	..	..	171	3	195
Total ..	628	820	2,521	1,493	1,831	2,113	990	984	229	273	11,882

\* See Part IX. of *Native Labour Ordinances 1950-1952.*

† The Territory of Papua.

## 6. WAGES OF NATIVES IN EMPLOYMENT, BY OCCUPATION AND CATEGORY OF EMPLOYMENT, AT 30TH JUNE, 1953.

Occupation.	Administration Employees.		Privately Employed Workers.				Total.
	Number.	Average Wage.*	Agreement.		Casual.		
			Number.	Average Wage.*	Number.	Average Wage.*	
Males—		£ s. d.		£ s. d.		£ s. d.	
Agricultural assistants ..	29	4 0 0	..	..	18	0 18 0	47
Animal husbandry assistants ..	4	4 0 0	..	..	4	2 1 0	8
Blacksmiths ..	1	6 0 0	..	..	1	2 10 0	2

\* Per month. In addition workers are provided with rations, clothing, equipment and hospital services. If a worker is engaged away from his place of employment, the cost of transport each way is borne by the employer. If a worker's dependants live at the place of employment, his employer also provides rations for his wife and children and clothing for his wife.

APPENDIX XVII.—*continued.*

6. WAGES OF NATIVES IN EMPLOYMENT, BY OCCUPATION AND CATEGORY OF EMPLOYMENT,  
AT 30TH JUNE, 1953—*continued.*

Occupation.	Administration Employees.		Privately Employed Workers.				Total.
	Number.	Average Wage.*	Agreement.		Casual.		
			Number.	Average Wage.*	Number.	Average Wage.*	
		£ s. d.		£ s. d.		£ s. d.	
<i>Males—continued.</i>							
Boot and saddle repairers .. .. .	4	4 10 0	..	..	..	..	4
Carpenters .. .. .	123	5 17 5	9	1 9 5	267	4 1 3	399
Chainmen-surveyors .. .. .	4	4 0 0	..	..	..	..	4
Clerks .. .. .	00	4 15 8	2	8 0 0	29	2 14 10	121
Cooks .. .. .	144	2 16 11	35	1 7 0	286	2 2 8	465
Dental assistants .. .. .	..	..	1	0 15 0	..	..	1
Domestics .. .. .	24	1 7 6	290	1 2 10	1,577	1 14 2	1,891
Draughtsman assistants .. .. .	3	4 0 0	..	..	..	..	3
Drivers—							
Engine, stationary .. .. .	46	4 5 5	..	..	11	4 19 1	57
Motor transport .. .. .	222	4 2 7	26	3 14 10	378	3 4 2	626
Education—Teachers .. .. .	116	4 12 0	..	..	..	..	116
Educational assistants .. .. .	4	4 5 0	..	..	..	..	4
Educational instructors .. .. .	6	4 10 0	..	..	..	..	6
Electricians .. .. .	3	7 0 0	..	..	1	9 10 0	4
Fitters and turners .. .. .	..	..	..	..	1	7 10 0	1
Forestry assistants .. .. .	1	4 0 0	..	..	..	..	1
Gameshooters .. .. .	..	..	..	..	24	1 1 4	24
Heavy plant operators .. .. .	5	9 0 0	..	..	1	9 0 0	6
Interpreters .. .. .	34	1 2 8	..	..	2	1 0 0	36
Laboratory assistants .. .. .	2	5 0 0	..	..	..	..	2
Labourers—							
General .. .. .	5,469	1 0 0	16,048	0 16 5	7,963	1 0 6	29,480
Foreman .. .. .	148	3 3 6	12	2 7 6	262	2 3 9	422
Laundrymen .. .. .	20	1 10 0	..	..	63	1 4 2	83
Linemen (telephone and electrical) .. .. .	80	4 8 8	1	0 15 0	..	..	81
Mechanics .. .. .	27	7 5 11	23	0 15 0	50	6 8 9	100
Medical assistants .. .. .	363	5 10 0	..	..	..	..	363
Medical orderlies .. .. .	240	..	8	1 3 1	24	2 6 11	272
Messengers and cleaners .. .. .	57	1 7 6	..	..	30	1 7 4	87
Operators—radio .. .. .	2	13 0 0	..	..	..	..	2
Painters .. .. .	27	6 0 0	..	..	18	4 5 5	45
Plumbers .. .. .	14	5 2 11	..	..	1	8 0 0	15
Postal assistants .. .. .	7	4 0 0	..	..	..	..	7
Printing trade workers .. .. .	..	..	..	..	7	6 0 0	7
Riggers .. .. .	6	6 0 0	..	..	..	..	6
Sawyers .. .. .	24	7 0 0	..	..	116	1 0 8	140
Scamen and ferrymen .. .. .	156	1 11 11	329	1 4 11	326	2 0 8	811
Shipmasters (qualified) .. .. .	2	11 0 0	..	..	9	15 0 0	11
Stewards and waiters .. .. .	134	1 16 6	21	0 19 6	60	1 15 11	215
Stockmen .. .. .	15	1 6 0	1	0 15 0	41	0 18 5	57
Storemen .. .. .	58	3 10 0	42	1 1 0	141	2 7 4	241
Technicians—							
Telephone .. .. .	13	4 0 0	..	..	..	..	13
Radio .. .. .	2	4 0 0	..	..	..	..	2
Telephonists .. .. .	27	3 9 1	..	..	..	..	27
Probationers and trainees .. .. .	463	1 0 0	1	0 15 0	12	1 2 0	476
<b>Total Males</b> .. .. .	<b>8,219</b>	<b>..</b>	<b>16,849</b>	<b>..</b>	<b>11,723</b>	<b>..</b>	<b>36,791</b>
<i>Females—</i>							
Domestics .. .. .	51	1 5 6	..	..	154	1 2 5	205
Medical assistants .. .. .	10	5 12 0	..	..	..	..	10
Medical orderlies .. .. .	10	1 11 6	..	..	1	1 0 0	11
Seamstresses .. .. .	1	1 0 0	..	..	4	3 8 9	5
Probationers and trainees .. .. .	30	1 0 0	..	..	..	..	30
<b>Total Females</b> .. .. .	<b>102</b>	<b>..</b>	<b>..</b>	<b>..</b>	<b>159</b>	<b>..</b>	<b>261</b>
<b>Total</b> .. .. .	<b>8,321</b>	<b>..</b>	<b>16,849</b>	<b>..</b>	<b>11,882</b>	<b>..</b>	<b>37,052</b>

\* Per month. In addition workers are provided with rations, clothing, equipment and hospital services. If a worker is engaged away from his place of employment, the cost of transport each way is borne by the employer. If a worker's dependants live at the place of employment, his employer also provides rations for his wife and children and clothing for his wife.

## APPENDIX XVII.—continued.

## 7. OCCUPATIONS OF NATIVES IN EMPLOYMENT, BY DISTRICT OF EMPLOYMENT, AT 30TH JUNE, 1953.

Occupation.	District of Employment.									Total.
	Western Highlands.	Eastern Highlands.	Seplk.	Madang.	Morobe.	New Britain.	New Ireland.	Bougainville.	Manus.	
<b>Males—</b>										
Agricultural assistants ..	15	3	..	..	..	26	2	1	..	47
Animal husbandry assistants ..	..	4	..	4	..	..	..	..	..	8
Blacksmiths ..	..	1	..	..	..	1	..	..	..	2
Boot and saddle repairers ..	..	2	..	..	..	2	..	..	..	4
Carpenters ..	29	47	13	54	81	127	20	20	9	399
Chainmen—Surveyors ..	..	..	3	..	..	1	..	..	..	4
Clerks ..	3	8	2	3	68	20	5	10	2	121
Cooks ..	8	29	15	22	234	73	51	25	8	465
Dental assistants ..	..	..	..	..	..	1	..	..	..	1
Domestics ..	69	126	163	212	415	515	189	94	108	1,891
Draughtsman assistants ..	..	..	..	3	..	..	..	..	..	3
Drivers—Engine, stationary ..	..	..	7	18	7	11	8	6	..	57
Drivers—Motor transport ..	2	8	23	67	187	252	56	20	11	626
Education—Teachers ..	1	3	12	6	9	47	25	4	9	116
Educational assistants ..	..	2	..	..	2	..	..	..	..	4
Educational instructors ..	..	..	2	..	..	..	..	4	..	6
Electricians ..	..	..	..	..	3	1	..	..	..	4
Fitters and turners ..	..	..	..	1	..	..	..	..	..	1
Forestry assistants ..	1	..	..	..	..	..	..	..	..	1
Gameshooters ..	..	2	8	7	1	5	..	1	..	24
Heavy plant operators ..	..	2	..	..	3	..	..	1	..	6
Interpreters ..	14	11	7	..	4	..	..	..	..	36
Laboratory assistants ..	1	..	..	..	..	..	..	1	..	2
Labourers—General ..	1,005	1,030	1,470	3,957	4,897	10,167	3,533	2,245	1,176	29,480
Labourers—Foremen ..	39	39	23	46	89	71	81	26	8	422
Laundrymen ..	..	3	1	14	61	1	1	..	2	83
Linemen (telephone and electrical) ..	..	1	1	7	69	3	..	..	..	81
Mechanics ..	..	5	2	8	42	35	..	8	..	100
Medical assistants ..	7	52	65	7	74	20	34	75	29	363
Medical orderlies ..	20	33	60	36	40	41	7	24	11	372
Messengers and cleaners ..	..	3	4	10	49	19	1	1	..	87
Operators—Radio ..	..	..	..	1	..	1	..	..	..	2
Painters ..	..	4	2	2	35	2	..	..	..	45
Plumbers ..	..	..	2	..	11	1	..	1	..	15
Postal assistants ..	..	..	..	..	6	1	..	..	..	7
Printing trade workers ..	..	..	..	6	..	..	..	1	..	7
Riggers ..	..	..	..	..	3	3	..	..	..	6
Sawyers ..	45	66	6	2	5	5	11	..	..	140
Seamen and ferrymen ..	..	..	31	108	100	384	68	67	35	811
Shipmasters (qualified) ..	..	..	..	1	..	9	..	1	..	11
Stewards and waiters ..	..	6	11	19	122	41	3	2	11	215
Stockmen ..	14	32	..	1	7	1	1	1	..	67
Storemen ..	17	19	29	78	59	21	4	12	2	241
Technicians—Telephone ..	..	1	..	2	4	2	4	..	..	13
Technicians—Radio ..	..	..	..	..	1	1	..	..	..	2
Telephonists ..	..	3	..	9	8	2	5	..	..	27
Probationers and trainees ..	43	11	91	61	111	74	55	30	..	476
<b>Total Males ..</b>	<b>1,332</b>	<b>1,556</b>	<b>2,053</b>	<b>4,770</b>	<b>6,807</b>	<b>11,987</b>	<b>4,164</b>	<b>2,701</b>	<b>1,421</b>	<b>36,791</b>
<b>Females—</b>										
Domestics ..	7	36	11	18	37	19	57	16	4	205
Medical assistants ..	..	..	..	..	..	10	..	..	..	10
Medical orderlies ..	..	..	1	10	..	..	..	..	..	11
Seamstresses ..	..	1	2	1	..	1	..	..	..	5
Probationers and trainees ..	4	..	1	..	5	16	..	4	..	30
<b>Total Females ..</b>	<b>11</b>	<b>37</b>	<b>15</b>	<b>29</b>	<b>42</b>	<b>46</b>	<b>57</b>	<b>20</b>	<b>4</b>	<b>261</b>
<b>Total ..</b>	<b>1,343</b>	<b>1,593</b>	<b>2,068</b>	<b>4,799</b>	<b>6,849</b>	<b>12,033</b>	<b>4,221</b>	<b>2,721</b>	<b>1,425</b>	<b>37,052</b>

APPENDIX XVII.—*continued.*

## 8. OCCUPATIONS OF ADMINISTRATION NATIVE EMPLOYEES BY DISTRICT OF EMPLOYMENT, AT 30TH JUNE, 1953.

Occupation.	District of Employment.									Total.
	Western Highlands.	Eastern Highlands.	Sepik.	Madang.	Morobe.	New Britain.	New Ireland.	Bougainville.	Manus.	
<b>Males—</b>										
Agricultural assistants ..	..	3	..	..	..	24	1	1	..	29
Animal husbandry assistants ..	..	4	..	..	..	..	..	..	..	4
Blacksmiths ..	..	1	..	..	..	..	..	..	..	1
Boot and saddle repairer ..	..	2	..	..	..	2	..	..	..	4
Carpenters ..	10	19	4	7	46	25	3	5	4	123
Chainmen, surveyors ..	..	..	3	..	..	1	..	..	..	4
Clerks ..	3	6	2	3	44	16	4	10	2	90
Cooks ..	..	17	14	11	66	12	8	12	4	144
Draughtsman assistants ..	..	..	..	3	..	..	..	..	..	3
Domestic ..	..	..	..	..	13	3	1	3	4	24
Drivers—Engine, stationary ..	..	..	6	12	6	11	8	3	..	46
Drivers—Motor transport ..	2	8	13	32	76	67	11	7	6	222
Education—Teachers ..	1	3	12	6	9	47	25	4	9	116
Educational assistants ..	..	2	..	..	2	..	..	..	..	4
Educational instructors ..	..	..	2	..	..	..	..	4	..	6
Electricians ..	..	..	..	..	2	1	..	..	..	3
Forestry assistants ..	1	..	..	..	..	..	..	..	..	1
Heavy plant operators ..	..	2	..	..	2	..	..	1	..	5
Interpreters ..	12	11	7	..	4	..	..	..	..	34
Laboratory assistants ..	1	..	..	..	..	..	..	1	..	2
Linsmen (telephone and electrical) ..	..	1	1	7	69	2	..	..	..	80
Laundrymen ..	..	3	1	3	12	1	..	..	..	20
Labourers—General ..	506	496	776	695	1,062	969	193	240	532	6,469
Labourers—Foremen ..	16	21	12	13	48	21	4	9	4	148
Mechanics ..	..	2	1	5	13	5	..	1	..	27
Medical orderlies ..	20	32	60	26	34	34	7	17	10	240
Medical assistants ..	7	52	65	7	74	20	34	75	29	363
Messengers and cleaners ..	..	1	4	5	30	15	1	1	..	57
Operators—Radio ..	..	..	..	1	..	1	..	..	..	2
Painters ..	..	2	2	..	22	1	..	..	..	27
Plumbers ..	..	..	2	..	10	1	..	1	..	14
Postal assistants ..	..	..	..	..	6	1	..	..	..	7
Riggers ..	..	..	..	..	3	3	..	..	..	6
Sawyers ..	1	6	..	..	5	1	11	..	..	24
Seamen and ferrymen ..	..	..	20	18	27	56	8	14	13	166
Shipmasters (qualified) ..	..	..	..	1	..	..	..	1	..	2
Stewards and waiters ..	..	2	9	6	79	27	..	..	11	134
Stockmen ..	2	10	..	..	2	..	..	1	..	15
Storemen ..	8	7	3	4	30	4	..	2	..	58
Technicians—Telephone ..	..	1	..	2	4	2	4	..	..	13
Technicians—Radio ..	..	..	..	..	1	1	..	..	..	2
Telephonists ..	..	3	..	9	8	2	5	..	..	27
Probationers and trainees ..	43	11	87	52	111	74	55	30	..	463
<b>Total Males ..</b>	<b>633</b>	<b>728</b>	<b>1,106</b>	<b>928</b>	<b>1,920</b>	<b>1,450</b>	<b>383</b>	<b>443</b>	<b>628</b>	<b>8,219</b>
<b>Females—</b>										
Domestics ..	4	15	5	..	6	9	4	4	4	51
Medical orderlies ..	..	..	..	10	..	..	..	..	..	10
Medical assistants ..	..	..	..	..	..	10	..	..	..	10
Seamstresses ..	..	..	..	1	..	..	..	..	..	1
Probationers and trainees ..	4	..	1	..	5	16	..	4	..	30
<b>Total Females ..</b>	<b>8</b>	<b>15</b>	<b>6</b>	<b>11</b>	<b>11</b>	<b>35</b>	<b>4</b>	<b>8</b>	<b>4</b>	<b>102</b>
<b>Total ..</b>	<b>641</b>	<b>743</b>	<b>1,112</b>	<b>939</b>	<b>1,931</b>	<b>1,485</b>	<b>387</b>	<b>451</b>	<b>632</b>	<b>8,321</b>

APPENDIX XVII.—*continued.*

## 9. OCCUPATIONS OF NATIVES EMPLOYED BY PRIVATE EMPLOYERS UNDER AGREEMENT BY DISTRICT OF EMPLOYMENT, AT 30TH JUNE, 1953.

Occupation.	District of Employment.									Total.
	Western Highlands.	Eastern Highlands.	Sepik.	Madang.	Morobe.	New Britain.	New Ireland.	Bougainville.	Manus.	
Carpenters .. .. .	..	..	..	1	..	8	..	..	..	9
Clerks .. .. .	..	..	..	..	2	..	..	..	..	2
Cooks .. .. .	..	..	1	..	32	1	..	1	..	35
Dental assistants .. .. .	..	..	..	..	..	1	..	..	..	1
Domestics .. .. .	..	2	18	28	142	84	7	8	1	290
Drivers—Motor transport .. .. .	..	..	4	3	9	10	..	..	..	26
Labourers—General .. .. .	..	..	88	2,339	2,538	6,461	2,709	1,323	590	16,048
Labourers—Foremen .. .. .	..	..	..	1	3	7	..	1	..	12
Linemen (telephone and electrical) .. .. .	..	..	..	..	..	1	..	..	..	1
Medical orderlies .. .. .	..	..	..	..	6	2	..	..	..	8
Mechanics .. .. .	..	..	..	1	7	15	..	..	..	23
Seamen and ferrymen .. .. .	..	..	..	57	31	208	17	9	7	329
Stewards and waiters .. .. .	..	..	..	1	13	4	3	..	..	21
Stockmen .. .. .	..	..	..	..	..	..	1	..	..	1
Storemen .. .. .	..	..	1	40	..	..	1	..	..	42
Probationers and trainees .. .. .	..	..	..	1	..	..	..	..	..	1
<b>Total .. .. .</b>	..	2	112	2,472	2,783	6,802	2,738	1,342	598	16,849

## 10. OCCUPATIONS OF NATIVE CASUAL WORKERS IN PRIVATE EMPLOYMENT, BY DISTRICT OF EMPLOYMENT, AT 30TH JUNE, 1953.

Occupation.	District of Employment.									Total.
	Western Highlands.	Eastern Highlands.	Sepik.	Madang.	Morobe.	New Britain.	New Ireland.	Bougainville.	Manus.	
<b>Males—</b>										
Agricultural assistants .. .. .	15	..	..	..	..	2	1	..	..	18
Animal husbandry assistants .. .. .	..	..	..	4	..	..	..	..	..	4
Blacksmiths .. .. .	..	..	..	..	..	1	..	..	..	1
Carpenters .. .. .	18	28	9	46	35	94	17	15	5	267
Cooks .. .. .	8	12	..	11	136	60	43	12	4	286
Clerks .. .. .	..	2	..	..	22	4	1	..	..	29
Domestics .. .. .	69	124	145	184	260	428	181	83	103	1,577
Drivers—Engine, stationary .. .. .	..	..	1	6	1	..	..	3	..	11
Drivers—Motor transport .. .. .	..	..	6	32	102	175	45	13	5	378
Electricians .. .. .	..	..	..	..	1	..	..	..	..	1
Fitters and turners .. .. .	..	..	..	1	..	..	..	..	..	1
Gameshooters .. .. .	..	2	8	7	1	5	..	1	..	24
Heavy plant operators .. .. .	..	..	..	..	1	..	..	..	..	1
Interpreters .. .. .	2	..	..	..	..	..	..	..	..	2
Laundrymen .. .. .	..	..	..	11	49	..	1	..	..	63
Labourers—General .. .. .	499	534	606	923	1,297	2,737	631	682	54	7,963
Labourers—Foremen .. .. .	23	18	11	32	38	43	77	16	4	262
Mechanics .. .. .	..	3	1	2	22	15	..	7	..	50
Medical orderlies .. .. .	..	1	..	10	..	5	..	7	1	24
Messengers and cleaners .. .. .	..	2	..	5	19	4	..	..	..	30
Painters .. .. .	..	2	..	2	13	1	..	..	..	18
Plumbers .. .. .	..	..	..	..	1	..	..	..	..	1
Printing trade workers .. .. .	..	..	..	6	..	..	..	1	..	7
Sawyers .. .. .	44	60	6	2	..	4	..	..	..	118
Seamen and ferrymen .. .. .	..	..	11	31	42	120	43	64	15	328
Shipmasters (qualified) .. .. .	..	..	..	..	..	9	..	..	..	9
Stewards and waiters .. .. .	..	4	2	12	30	10	..	2	..	60
Stockmen .. .. .	12	22	..	1	5	1	..	..	..	41
Storemen .. .. .	9	12	25	34	29	17	3	10	2	141
Probationers and trainees .. .. .	..	..	4	8	..	..	..	..	..	12
<b>Total Males .. .. .</b>	699	826	835	1,370	2,104	3,735	1,043	916	195	11,723
<b>Females—</b>										
Domestics .. .. .	3	21	6	18	31	10	53	12	..	154
Medical orderlies .. .. .	..	..	1	..	..	..	..	..	..	1
Seamstresses .. .. .	..	1	2	..	..	1	..	..	..	4
<b>Total Females .. .. .</b>	3	22	9	18	31	11	53	12	..	159
<b>Total .. .. .</b>	702	848	844	1,388	2,135	3,746	1,096	928	195	11,882

## APPENDIX XVII.—continued.

## 11. EMPLOYERS OF AGREEMENT WORKERS IN EACH DISTRICT, BY NUMBER OF WORKERS, AT 30TH JUNE, 1953.

District.	Number of Employers Employing Agreement Workers to the Number of—														Total.	
	1-5.	6-10.	11-15.	16-20.	21-25.	26-30.	31-35.	36-40.	41-45.	46-50.	51-100.	101-150.	151-200.	Over 200.		
Western Highlands ..	..	..	..	..	..	..	..	..	..	..	..	..	..	..	..	1
Eastern Highlands ..	1	..	..	..	..	..	..	..	..	..	..	..	..	..	..	40
Sepik ..	23	2	..	..	1	..	..	..	1	..	..	..	..	..	..	27
Madang ..	26	..	..	1	1	2	1	..	1	..	5	5	..	..	3	40
Morobe ..	75	6	2	5	1	1	1	3	..	..	..	..	1	..	3	103
New Britain ..	45	11	9	14	10	5	5	8	5	7	22	9	5	..	4	159
New Ireland ..	17	7	9	4	5	10	2	2	5	1	10	5	..	..	1	73
Bougainville ..	11	..	..	1	1	1	1	..	..	..	1	3	..	..	1	20
Manus ..	1	..	1	..	1	..	..	..	..	..	1	1	..	..	1	6
<b>Total</b> ..	<b>199</b>	<b>26</b>	<b>21</b>	<b>25</b>	<b>20</b>	<b>19</b>	<b>10</b>	<b>13</b>	<b>12</b>	<b>0</b>	<b>42</b>	<b>25</b>	<b>6</b>	<b>13</b>	<b>440</b>	

## 12. EMPLOYERS OF CASUAL WORKERS IN EACH DISTRICT, BY NUMBER OF WORKERS, AT 30TH JUNE, 1953.

District.	Number of Employers Employing Casual Workers to the Number of—														Total.
	1-5.	6-10.	11-15.	16-20.	21-25.	26-30.	31-35.	36-40.	41-45.	46-50.	51-100.	101-150.	151-200.	Over 200.	
Western Highlands ..	37	4	2	..	6	..	2	..	..	..	1	1	1	..	54
Eastern Highlands ..	45	12	6	13	4	3	..	1	1	1	2	..	..	..	88
Sepik ..	51	6	2	1	..	..	1	..	..	..	2	..	..	1	64
Madang ..	114	13	15	10	6	6	2	3	1	4	5	1	2	..	182
Morobe ..	204	39	32	5	0	3	2	1	3	4	5	..	..	1	308
New Britain ..	372	39	9	9	10	15	3	4	5	3	4	3	3	1	480
New Ireland ..	85	35	11	4	5	2	2	1	1	1	6	1	..	..	154
Bougainville ..	59	11	10	9	5	5	..	1	..	2	2	..	..	..	106
Manus ..	79	1	1	..	..	..	..	..	..	..	1	..	..	..	82
<b>Total</b> ..	<b>1,046</b>	<b>160</b>	<b>88</b>	<b>51</b>	<b>45</b>	<b>34</b>	<b>12</b>	<b>11</b>	<b>11</b>	<b>15</b>	<b>28</b>	<b>8</b>	<b>6</b>	<b>3</b>	<b>1,518</b>

## 13. ADMINISTRATION EMPLOYEES—APPROVED WAGE SCALE.

The approved wage scale of Administration employees is given on pages 132-135 of the Annual Report for 1949-50. Amendments to the wage scale are given on page 136 of the Annual Report for 1950-51 and page 178 of the Annual Report for 1951-52. There have been no amendments to the scale during the year ended 30th June, 1953.

## 14. INSPECTIONS OF NATIVE LABOUR DURING THE YEAR ENDED 30TH JUNE, 1953.

District.	No. of Places Inspected.		Total Number of Inspections.	No. of Workers Covered.				Total.
	Where Ten or More Workers Employed.	Where Less than Ten Workers Employed.		Administration Employed.	Commonwealth Employed.	Privately Employed.		
						Agreement.	Casual.	
Western Highlands ..	1	1	2	..	..	..	14	14
Morobe ..	73	6	79	479	540	3,055	1,057	5,131
Madang ..	35	16	51	..	..	1,640	746	2,386
Sepik ..	1	..	1	..	..	14	26	40
New Britain ..	32	4	36	32	..	1,117	371	1,520
New Ireland ..	18	5	23	..	..	426	171	597
Bougainville ..	28	2	30	52	..	1,360	614	2,026
<b>Total</b> ..	<b>168</b>	<b>34</b>	<b>222</b>	<b>563</b>	<b>540</b>	<b>7,612</b>	<b>2,999</b>	<b>11,714</b>

APPENDIX XVII.—*continued.*15. PROSECUTIONS FOR BREACHES OF THE NATIVE LABOUR ORDINANCE 1950-1952, BY WORKERS,  
DURING THE YEAR ENDED 30TH JUNE, 1953.

District.	Offence.	Section of Ordinance or Regulation Violated.	No. of Breaches and Penalty Imposed.
New Britain ..	Knowingly misrepresenting themselves to be free to enter Agreements	Sec. 110 (2) ..	5 convicted and each fined £1
	Failing to work 44 hours in a week ..	Reg. 12 ..	1 convicted and fined £1. On appeal, the Supreme Court quashed the conviction
Total number of cases .. .. .			6
Total number of convictions .. .. .			5

## 16. DETAILS OF BREACHES OF NATIVE EMPLOYEES' AGREEMENTS UNDER THE NATIVE LABOUR ORDINANCE 1950-1952, BY WORKERS, DURING THE YEAR ENDED 30TH JUNE, 1953, RESULTING IN TERMINATION OR VARIATION OF AGREEMENTS.

Nature of Breach.	Section of Ordinance.	Eastern Highlands.	Sepik.	Madang.	Morobe.	Bougainville.	New Ireland.	New Britain.	Total.
Absence without leave or reasonable excuse ..	40 (2)(a)	..	..	..	..	..	..	5	5
Imprisonment ..	40 (2)(b)	..	..	13	..	..	..	5	18
Exerting a bad influence upon fellow workers ..	47 (3)(b)	..	1	1	1	1	5	4	13
Absence from work for period exceeding seven days ..	47 (3)(c)	..	..	24	13	..	4	47	88
Imprisoned for period exceeding seven days ..	47 (3)(d)	..	..	3	7	..	3	8	21
Has not at all times and to the best of his ability carried out the duties allotted under the Agreement ..	47 (3)(e)	..	..	..	..	..	..	1	1
Absence from work without permission ..	51 (2)(a)	1	..	7	..	1	6	43	58
Refusal to perform work lawfully allotted ..	51 (2)(b)	..	..	2	..	..	..	2	4
Failure to show ordinary diligence ..	51 (2)(c)	..	..	1	..	..	..	3	4
Negligence resulting in loss of employer's property ..	51 (2)(e)	..	..	..	..	..	..	4	4
		1	1	51	21	2	18	122	216

One hundred and twenty-three Agreements were terminated and 93 were varied.

17. PROSECUTIONS FOR BREACHES OF THE NATIVE LABOUR ORDINANCE 1950-1952, BY EMPLOYERS,  
DURING THE YEAR ENDED 30TH JUNE, 1953.

District.	Offence.	Section of Ordinance or Regulation Violated.	No. of Breaches and Penalty Imposed.
Madang ..	Failing to issue clothing and other articles as prescribed	Sec. 42, Reg. 28 (2) ..	1 convicted and fined £5
Total number of cases .. .. .			1
Total number of convictions .. .. .			1

## APPENDIX XVII.—continued.

## 18. DEATHS OF WORKERS IN EMPLOYMENT IN EACH DISTRICT, BY CAUSE OF DEATH AND CATEGORY OF EMPLOYMENT, DURING THE YEAR ENDED 30TH JUNE, 1953.

District of Employment.	Cause of Death.	Category of Employment.			Total.
		Administration.	Privately Employed.		
			Agreement.	Casual.	
Western Highlands ..	Tetanus .. .. .	..	..	1	1
Morobe .. .. .	Tuberculosis .. .. .	3	1	..	4
	Pneumonia .. .. .	1	1	1	3
	Malaria .. .. .	..	2	..	2
	Dysentery .. .. .	..	..	1	1
	Uraemia .. .. .	1	..	..	1
	Endocarditis .. .. .	1	..	..	1
	Peritonitis .. .. .	..	1	..	1
	Haemorrhage .. .. .	1	..	1	2
Fractured Neck .. .. .	1	..	..	1	
Madang .. .. .	Tuberculosis .. .. .	1	2	..	3
	Malaria .. .. .	..	3	..	3
	Dysentery .. .. .	..	1	1	2
	Pneumonia .. .. .	1	1	..	2
	Meningitis .. .. .	..	1	..	1
	Toxic Gastritis .. .. .	1	..	..	1
	Inflammation of Lungs .. .. .	..	1	..	1
	Cerebral Tumour .. .. .	..	1	..	1
	Brain Abscess .. .. .	..	..	1	1
	Cirrhosis of Liver .. .. .	..	1	..	1
	Haemorrhage .. .. .	..	1	..	1
	Heart Failure .. .. .	1	1	..	2
	Food Poisoning .. .. .	..	..	1	1
	Ruptured Liver .. .. .	..	..	1	1
New Ireland .. .. .	Pneumonia .. .. .	..	2	1	3
	Tuberculosis .. .. .	..	1	..	1
	Malaria .. .. .	..	1	1	2
	Meningitis .. .. .	..	1	..	1
	Myocardial Degeneration .. .. .	..	..	1	1
	Infective Hepatitis .. .. .	..	1	..	1
	Multiple Black Hornet Stings .. .. .	..	1	..	1
	Drowning .. .. .	..	1	..	1
New Britain .. .. .	Tuberculosis .. .. .	3	2	2	7
	Malaria .. .. .	1	6	2	9
	Pneumonia .. .. .	..	2	..	2
	Dysentery .. .. .	..	2	..	2
	Nephritis .. .. .	..	1	..	1
	Ulcerating Colitis .. .. .	..	1	..	1
	Tubercular Meningitis .. .. .	..	..	1	1
	Bronchitis .. .. .	1	..	..	1
	Septic Embolism .. .. .	..	1	..	1
	Carcinoma of Epiglottis .. .. .	..	1	..	1
	Carcinoma of Liver .. .. .	..	1	..	1
	Cerebral Tumour .. .. .	..	1	..	1
	Uraemia .. .. .	..	1	..	1
	Pernicious Anaemia .. .. .	..	1	..	1
	Pyæmia .. .. .	..	..	1	1
	Infarction of Spleen .. .. .	..	1	..	1
	Coronary Occlusion .. .. .	..	..	1	1
	Intestinal Obstruction .. .. .	..	1	..	1
	Heart Failure .. .. .	..	3	..	3
	Retrolbulbar and Cervical Glioma .. .. .	..	1	..	1
	Haemorrhage .. .. .	..	1	..	1
	Food Poisoning .. .. .	..	1	..	1
	Strangulation .. .. .	..	1	..	1
	Undiagnosed .. .. .	..	1	..	1
	Drowning .. .. .	..	..	1	1
	Taken by Crocodile .. .. .	..	1	..	1
	Mauled by Wild Pig .. .. .	..	1	..	1
	Fractured Skull—Fell into Ship's Hold .. .. .	..	..	1	1



APPENDIX XVII.—*continued.*18. DEATHS OF WORKERS IN EMPLOYMENT IN EACH DISTRICT, BY CAUSE OF DEATH AND CATEGORY OF EMPLOYMENT, DURING THE YEAR ENDED 30TH JUNE, 1953—*continued.*

District of Employment.	Cause of Death.	Category of Employment.			Total.
		Administration.	Privately Employed.		
			Agreement.	Casual.	
<i>New Britain—continued.</i>	Ruptured Kidney—Motor Accident	1	..	..	1
	Fractured Skull—Falling Tree ..	..	..	1	1
	Burns—Shoek .. .. .	..	..	1	1
	Fractured Neck .. .. .	..	1	..	1
<i>Bougainville</i> .. . . .	Tuberculosis .. .. .	..	4	2	6
	Malaria .. .. .	..	..	2	2
	Heart Failure .. .. .	..	1	..	1
	Pneumonia .. .. .	..	1	..	1
	Undiagnosed .. .. .	..	..	1	1
	Drowning .. .. .	..	..	1	1
<i>Manus</i> .. . . .	Tuberculosis .. .. .	..	1	..	1
	Wet Cardiac Beri-Beri .. .. .	..	1	..	1
	Fractured Skull—Motor accident ..	1	..	..	1
	Internal Injuries—Fell from moving vehicle .. .. .	..	..	1	1
<b>Total</b> .. . . .	.. .. .	19	67	29	115

## 19. ACCIDENTS IN INDUSTRY INVOLVING NATIVE WORKERS DURING THE YEAR ENDED 30TH JUNE, 1953.

District.	Industry.	No. of Workers Involved.			Nature and Cause of Accident.	Amount of Compensation.	
		Administra-tion.	Privately Employed.			Deaths.	Injuries.
			Agreement.	Casual.			
<i>Western Highlands</i>	Agriculture— Pastoral	..	..	1	Tetanus—scratch on foot	£ 100	£ ..
<i>Morobe</i> .. . . .	Mining .. .. .	..	1	..	Electrocuted — clearing undergrowth, brought down high tension line	100	..
	Transport and Storage	..	..	1	Fractured leg — engine starting handle slipped	..	Pending
	Administration ..	1	..	..	Gunshot wound — rifle accidentally discharged	20	..
<i>Madang</i> .. . . .	Agriculture— Copra	..	1	..	Internal injuries — fell under moving vehicle	50	..
	Transport and Storage	..	..	1	Ruptured liver — hit by bag of copra falling from sling	100	..
<i>New Britain</i> .. . . .	Agriculture—Copra	..	1	..	Pneumonia .. .. .	100	..
	Building and Con- struction	1	..	..	Ruptured kidney — fell under moving vehicle	100	..
	Transport and Storage	..	..	1	Fractured skull—fell into ship's hold	100	..
	.. .. .	..	..	1	Fractured skull—fell into ship's hold	100	..
	.. .. .	..	..	1	Spleen removed—crushed between launch and coastal freighter	..	50
	.. .. .	..	..	1	Severe contusions—struck by blown-out winch cylinder head	..	Pending
<i>New Ireland</i> .. . . .	Agriculture— Copra	..	..	1	Loss of right eye—grass knife chipped stone into eye	..	50
	.. .. .	..	1	..	Injuries to back—fell from moving vehicle	..	Pending
<i>Bougainville</i> .. . . .	Agriculture— Copra	..	..	1	Severe rectal wound—fell from tree	..	Pending
<i>Manus</i> .. . . .	Building and Con- struction	..	..	1	Internal injuries — fell from moving vehicle	60	..
<b>Total</b> .. . . .	.. .. .	2	4	10	.. .. .	(10)	(6)

APPENDIX XVII.—*continued.*

## 20. RATION SCALE FOR NATIVE LABOURERS.

(One unit chosen from each item to be included in the ration daily.)

*Item 1.—Staple.*

1. Rice, brown .. .. .	1 lb.
2. Sweet Potato (yellow) .. .. .	3½ lb.
3. Yam .. .. .	3½ lb.
4. Taro .. .. .	3½ lb.
5. Bread (50-50 white-wholemeal loaf) .. .. .	1½ lb.
6. Wheatmeal Biscuits (Morobe) .. .. .	8
*7. Wheatmeal or Sharps .. .. .	1 lb.
*8. Corn Meal (96 per cent. extraction) .. .. .	1 lb.
*9. Sorghum Meal (straight run) .. .. .	1 lb.
10. Sago .. .. .	½ lb., and
Peanuts (shelled green) .. .. .	8 oz., or
Peanuts (shelled dry) .. .. .	4 oz., or
Peas (dried podded) .. .. .	4 oz., or
Beans (dried podded) .. .. .	4 oz., or
Soya Beans (dried podded) .. .. .	4 oz., or
Galip Nuts (shelled) .. .. .	8 oz., or
Okari Nuts (shelled) .. .. .	8 oz., or
Breadfruit Nuts .. .. .	4 oz., or
One of any unit in Item 3 .. .. .	and
Marmite, Vegemite or Food Yeast .. .. .	½ oz.
11. Banana (green) .. .. .	3½ lb., and
Peanuts (shelled green) .. .. .	4 oz., or
Peanuts (shelled dry) .. .. .	2 oz., or
Peas (dried podded) .. .. .	2 oz., or
Beans (dried podded) .. .. .	2 oz., or
Soya Beans (dried podded) .. .. .	2 oz., or
Galip Nuts (shelled) .. .. .	4 oz., or
Okari Nuts (shelled) .. .. .	4 oz., or
Breadfruit Nuts .. .. .	4 oz., or
Half of any unit in Item 3 .. .. .	
12. Tapioca .. .. .	3 lb., and
Peanuts (shelled green) .. .. .	4 oz., or
Peanuts (shelled dry) .. .. .	2 oz., or
Peas (dried podded) .. .. .	2 oz., or
Beans (dried podded) .. .. .	2 oz., or
Soya Beans (dried podded) .. .. .	2 oz., or
Galip Nuts (shelled) .. .. .	4 oz., or
Okari Nuts (shelled) .. .. .	4 oz., or
Breadfruit Nuts .. .. .	4 oz., or
Half of any unit in Item 3 .. .. .	and
Marmite, Vegemite or Food Yeast .. .. .	½ oz.
13. Rice (white) .. .. .	1 lb., and
Vegemite .. .. .	½ oz., or
Marmite .. .. .	½ oz., or
Food Yeast .. .. .	½ oz., or
Half of any unit in Item 2 .. .. .	

NOTE.—Sago, banana, tapioca and white rice are lacking in sufficient protein or B vitamins to be used alone as the staple. The deficiencies are made up by the above-mentioned extra units of food, which must be given as well as full units from Items 2 and 3.

*Item 2.*

To give variety and extra calories, protein B, vitamins and iron.

1. Peanuts (shelled green) .. .. .	8 oz.
2. Peanuts (shelled dry) .. .. .	4 oz.
3. Peas (dried podded) .. .. .	4 oz.
4. Beans (dried podded) .. .. .	4 oz.
5. Soya Beans (dried podded) .. .. .	4 oz.
6. Galip Nuts (shelled) .. .. .	8 oz.
7. Okari Nuts (shelled) .. .. .	8 oz.
8. Breadfruit Nuts .. .. .	4 oz.
9. Wheatmeal .. .. .	4 oz.
10. Sorghum (whole grain or meal) .. .. .	4 oz.
11. Corn (whole grain or meal) .. .. .	4 oz.
12. Wheatmeal Biscuits (Morobe) .. .. .	4
13. Rice (brown) .. .. .	4 oz.

NOTE.—It is advisable to give a variety of food therefore do not repeat in Item 2 a commodity which has already been issued as the staple for Item 1, e.g., if Brown Rice is issued for Item 1 the issuing of Brown Rice must not (except under absolute shortage of food) be repeated for Item 2.

\* Baked into Bread or a rising agent issued such as Baking Powder 1 oz. to 1 lb. of Meal.

APPENDIX XVII.—*continued.*20. RATION SCALE FOR NATIVE LABOURERS—*continued.**Item 3.—Protein.*

1. Tinned Beef, Mutton or Pork (containing 90 per cent. or more of meat)	3-3/7 oz.
2. Tinned Beef, Mutton or Pork (containing 70 per cent. to 90 per cent. of meat)	5 oz.
3. Tinned Beef, Mutton or Pork (containing 50 per cent. to 70 per cent. of meat)	6-6/7 oz.
4. Fresh lean Beef, Mutton, Goat or Pork	4 1/2 oz.
5. Fresh Fish (free of head and tail)	4 1/2 oz.
6. Fish (salt, hard, dry)	3 oz.
7. Tinned Fish (containing 90 per cent. or more of fish)	3-3/7 oz.
8. Shell Fish (less shell) (average in shell—2 lb.)	5 1/2 oz.
9. Crabs, Lobsters or Crayfish (with shell)	1 1/2 lb.
10. Turtle or Crocodile meat	4 1/2 oz.
11. Birds or Poultry	5 1/2 oz.
12. Wallaby (without bone)	4 1/2 oz.

NOTE.—Instead of the daily issue of fresh meat or fish the issue may be made less frequently, but not less than twice a week.

*Item 4.—Fat.*

1. Animal Fat	2 oz.
2. Margarine	2 oz.
3. Coconut Meat	4 oz.
4. Coconut Oil	2 oz.
5. Red Palm Oil	2 oz.
6. Peanuts (shelled green)	8 oz.
7. Peanuts (shelled dry)	4 oz.
8. Galip Nuts (shelled)	8 oz.
9. Breadfruit Nuts	4 oz.
10. Okari Nuts (shelled)	8 oz.
11. Soya Beans (dried podded)	8 oz.
12. Fresh Pork—4 1/2 oz., and half of any of the above units.	

NOTE.—Units in Item 4 which are the same as units in other items and have already been issued once need not be issued again for this item, e.g., if Fresh Pork 4 1/2 oz. and Soya Beans 4 oz. have already been issued, then sufficient fat has been supplied and it is not necessary to make a further issue for this item. If Margarine, Coconut Oil, or Dripping are fortified with 1,200 I.U. of Vitamin A per ounce and used, then Item 7 need not be issued.

*Item 5.—Calories in a Sweet Form.*

1. Sugar	1-1/7 oz.
2. Sugar-cane	1/2 lb.
3. Juice extracted from Sugar-cane	1/2 lb.
4. Treacle	2 oz.
5. Molasses	2 oz.
6. Honey	2 oz.
7. Golden Syrup	2 oz.

*Item 6.—Vitamin C.*

1. Citrus Fruit	8 oz.
2. Papaw (green for cooking)	1 lb.
3. Papaw (ripe), Pineapple, Mango, Tomato, Soursop or Gnava, Watermelon	8 oz.
4. Leafy Vegetables (dark green), e.g., Spinach, Silver Beet, Chinese Cabbage, Watercress, Green Peas, Pumpkin tips, Taro tips, Sweet Potato leaves, Taro leaves, Cow Pea leaves, Kenaph leaves, or other Native greens	4 oz.
5. Sweet Potato	1 lb.
6. Tapioca	1 lb.
7. Banana (green or ripe)	1 lb.
8. Cucumber	1 lb.
9. Pumpkin	1 lb.
10. Ascorbic Acid Tablets to give	50 mgms.
11. Citrus Fruit Juice (canned)	4 oz.

NOTE.—If Sweet Potato, Tapioca or Banana have been issued for Item 1, a further issue is not necessary to supply this item.

*Item 7.—Vitamin A.*

1. Leafy Vegetables (dark green) (as listed for Item 6)	4 oz., or
2. Red Palm Oil	1/2 oz., or
3. Sweet Potato	1/2 lb., or
4. Oily Solution sufficient to supply 5,000 I.U. of Vitamin A.	
5. Pumpkin	1 1/2 lb.
6. Margarine, Coconut Oil or Dripping (fortified)	2 oz.

NOTE.—If any of these units have been given in full for other items a further issue is not necessary to supply this item. If a Fortified Fat or Oil is used in Item 4 it need not be repeated.

*Item 8.*

Salt	1/2 oz.
------	---------

## APPENDIX XVII.—continued.

21. NUMBER OF COMPLAINTS BY WORKERS BY DISTRICT OF EMPLOYMENT AND CATEGORY OF EMPLOYMENT DURING THE YEAR ENDED 30TH JUNE, 1953.

District of Employment.	Nature of Complaint.	Number of Complaints.	Total Number of Workers Involved.	Category of Employment.			No. of Days Lost.	
				Adminis- tration.	Privately Employed.		No. of Workers.	No. of Days.
					Agreement.	Casual.		
Morobe ..	Wages earned not paid ..	1	1	..	..	1	..	..
Madang ..	Wages earned not paid ..	1	1	..	..	1	..	..
	Required to work while sick	1	5	..	5	..	..	..
	Excessive work output re- quired .. ..	1	15	..	15	..	..	..
Sepik ..	Insufficient rations issued ..	1	3	..	3	..	..	..
New Britain ..	Assault or fear of assault ..	3	54	..	54	..	..	..
	Rate of wages insufficient ..	3	36	4	..	32	..	..
	Wages earned not paid ..	1	1	..	1	..	..	..
	Excessive overtime required	1	7	..	..	7	..	..
	Non-payment for overtime worked .. ..	1	1	..	1	..	..	..
	Insufficient rations issued ..	2	23	..	23	..	..	..
	Rations not issued ..	2	5	..	4	1	..	..
	Hours worked in excess of those prescribed ..	2	13	..	13	..	..	..
New Ireland ..	Assault or fear of assault ..	3	18	..	18	..	..	..
	Wages earned not paid ..	1	6	..	6	..	6	3
	Hours worked in excess of those prescribed ..	1	6	..	6	..	..	..
Bougainville ..	Insufficient accommodation provided .. ..	1	2	..	2	..	..	..
	Rations not issued ..	1	9	..	9	..	..	..
	Total .. ..	27	206	4	151	51	6	3

All complaints were fully investigated by Departmental Officers, who acted as Conciliators in respect of the complaints listed; twenty-five cases were settled by mutual arrangement between the employer and the worker; one case resulted in successful prosecution against the employer for assault (fined £10), and in one case the employment of the worker was terminated by mutual consent.

## APPENDIX XVIII.

## SOCIAL SECURITY AND WELFARE.

Information relating to social security and welfare is given in Part VII., Chapter 5 of the Report.

## APPENDIX XIX.

## PUBLIC HEALTH.

## 1. MEDICAL PERSONNEL: OFFICIAL AND NON-OFFICIAL, AS AT 30TH JUNE, 1953.

Designation.	Official.				Non-official.				Total.
	European.		Non-European.		European.		Non-European.		
	Males.	Females.	Males.	Females.	Males.	Females.	Males.	Females.	
Physicians and Surgeons ..	28	..	..	..	6	2	..	..	36
Dentists .. .. .	..	1	..	..	2	1	..	..	4
Nurses .. .. .	..	37	..	1	..	67	..	..	105
Medical Assistants ..	62	..	363	10	5	..	..	..	440
Medical Orderlies ..	..	..	681	87	..	..	..	..	768
Sanitary (Health) Inspectors	5	..	..	..	..	..	..	..	5
Pharmacists .. ..	3	..	..	..	..	1	..	..	4
Laboratory Workers ..	9	1	..	..	..	2	..	..	12
Other Staff (includes drivers, labourers, &c.) .. ..	2	14	699	3	4	2	..	..	724
Other Dental Staff ..	2	..	..	..	..	..	..	..	2
Other Sanitation Staff ..	..	..	486	..	..	..	..	..	486
Total .. .. .	111	53	2,229	101	17	75	..	..	2,586

The "Official-European" columns include 22 persons who were on leave on 30th June, 1953.

Missions and private enterprises do not send returns of native personnel employed on medical work. Missions with approved training schemes do so, but their trainees are classed as Government employees.

## 2. HOSPITALS AND CLINICS AS AT 30TH JUNE, 1953.

Medical Institution.	Administration.	Private.	Mission.	Total.
European Hospitals .. .. .	8	1	1	10
Asian Hospitals .. .. .	3	..	..	3
Native Hospitals .. .. .	40	1	29	70
Aid Posts .. .. .	487	..	124	611
Welfare Clinics .. .. .	4	..	67	61
Leprosaria .. .. .	5	..	1	6
Total .. .. .	547	2	212	761

APPENDIX XIX.—*continued.*3. NUMBER OF PATIENTS TREATED BY ADMINISTRATION HOSPITALS, BY DISEASE,  
DURING THE YEAR ENDED 30TH JUNE, 1953.A.—*European.*

District.	Sejtk.	Moroba.	Madang.	New Britain.	New Ireland.	Bougainville.	Manus.	Total.
No. of Hospitals .. .. .	1	2	1	1	1	1	1	8
Hospitals located at .. .. .	Wawak	Lae and Wau	Madang	Rabaul	Kavieng	Sohano	Lorengau	
No. of beds .. .. .	4	40	10	30	12	4	10	116
Daily average .. .. .	2.3	15.3	3.1	7.3	0.5	0.7	1.2	30.4
Total Out-patients .. .. .	965	4,898	717	3,485	1,136	145	437	11,954*
Total In-patients .. .. .	112	664	191	319	35	32	70	1,423
IN-PATIENTS 1952-53.†								
<i>External Injuries—</i>								
Burns .. .. .	2	5	2	1	..	1	2	13
Lacerations .. .. .	..	10	2	6	2	..	..	20
Wounds .. .. .	1	5	6	13	..	..	1	26
Other injuries .. .. .	1	13	1	4	..	..	1	20
<i>Diseases of the Skin and Areolar Tissues—</i>								
Abscesses .. .. .	..	1	..	1	..	..	..	2
Cellulitis .. .. .	..	9	1	1	..	..	..	11
Dermatitis .. .. .	..	6	5	5	2	4	4	26
Tinea .. .. .	..	4	..	..	..	1	2	7
Tropical Ulcers .. .. .	3	9	3	1	6	3	2	27
Urticaria .. .. .	2	1	1	3	..	..	..	7
Other diseases .. .. .	2	8	..	4	..	..	..	14
<i>Diseases Caused by Infection other than those Specifically Listed—</i>								
Coryza .. .. .	..	1	1	..	..	..	..	2
Dengue .. .. .	3	4	2	18	..	1	..	28
Influenza .. .. .	..	6	3	1	..	..	..	10
Malaria .. .. .	18	125 (1)	67	23	3	3	15	254 (1)
Mumps .. .. .	..	2	..	2	..	..	1	5
Scrub Typhus .. .. .	..	3	2	..	..	..	..	5
Septic Sores and Infections .. .. .	3	4	3	4	1	..	..	15
Other diseases .. .. .	..	6	1	7	1	..	..	16
<i>Diseases caused by the Metazoan Parasites—</i>								
All types .. .. .	..	..	..	3	..	3	..	6
<i>Diseases and Injuries of the Bones, Joints, Muscles, Fasciae and Bursae—</i>								
Arthritis .. .. .	4	7	..	..	..	..	1	12
Fibrositis .. .. .	..	1	2	1	..	..	1	5
Fractures .. .. .	2	31	3	12	..	..	..	48
Sprains .. .. .	..	4	1	2	..	1	..	8
Other diseases and injuries .. .. .	2	13	1	..	..	..	3	19
<i>Diseases of the Eye—</i>								
Conjunctivitis .. .. .	..	1	..	..	..	..	1	2
Other diseases and injuries .. .. .	1	..	..	3	2	..	..	6
<i>Diseases of the Ear—</i>								
All types .. .. .	1	1	1	1	..	..	3	7
<i>Diseases of the Breast—</i>								
All types .. .. .	..	2	..	..	..	..	..	2
<i>Diseases of the Glands of Internal Secretion and Metabolism—</i>								
All types .. .. .	1	..	2	1	..	..	..	4
<i>Diseases of the Blood-forming Organs—</i>								
Anaemia .. .. .	..	1	1	2	..	..	..	4
Other diseases .. .. .	..	8	2	..	1	..	2	13
<i>Diseases of the Circulatory System—</i>								
All types .. .. .	1	16 (3)	3	7	1 (1)	..	..	28 (4)
<i>Diseases of the Nervous System—</i>								
Concussion .. .. .	1	..	3	..	..	..	..	4
Neurosis .. .. .	10	..	..	..	..	1	..	11
Sciatica .. .. .	2	2	3	1	1	..	1	10
Other diseases .. .. .	..	15 (1)	5	10	..	..	1	31 (1)
<i>Diseases of the Respiratory System—</i>								
Asthma .. .. .	..	6	1	..	..	..	2	9
Bronchitis .. .. .	..	4	2	7	..	..	1	14
Pneumonia .. .. .	2	6	..	6	..	..	..	13
T.B. Pulmonary .. .. .	..	1	..	..	..	2	1	4
Other diseases .. .. .	1	2	2	7 (1)	..	..	..	12 (1)

## APPENDIX XIX.—continued.

3. NUMBER OF PATIENTS TREATED BY ADMINISTRATION HOSPITALS, BY DISEASE,  
DURING THE YEAR ENDED 30TH JUNE, 1953—continued.

## A.—European—continued.

District.	Sepik.	Morobe.	Madang.	New Britain.	New Ireland.	Bougainville.	Manus.	Total.
<i>IN-PATIENTS 1952-53.†—continued.</i>								
<i>Diseases of the Teeth, Mouth, Gums, Pharynx and Accessory Sinuses—</i>								
Tonsillitis .. .. .	3	6	7	4	..	1	3	24
Other diseases .. .. .	4	10	..	5	..	..	..	19
<i>Diseases of the Stomach and Intestines—</i>								
Appendicitis .. .. .	1	27	1	4	1	1	1	36
Dysentery .. .. .	..	7	1	2	..	..	1	11
Gastritis .. .. .	..	5	3	..	1	..	..	9
Hernia .. .. .	4	5	..	..	..	..	..	9
Other diseases .. .. .	6	40	7	17	1	1	..	72
<i>Diseases of the Liver, Gall Bladder, Spleen and Pancreas—</i>								
Cholecystitis .. .. .	1	1	..	1	..	..	..	3
Hepatitis .. .. .	4	2	1	..	..	..	..	7
Other diseases .. .. .	..	3	..	..	..	..	1	4
<i>Diseases of the Urinary Organs—</i>								
Cystitis .. .. .	1	6	4	3	..	..	..	14
Pyelitis .. .. .	..	2	..	3	..	..	..	5
Nephritis .. .. .	..	2	..	..	..	..	..	2
Other diseases .. .. .	3	13	1	2	..	..	..	19
<i>Diseases of the Male Organs of Generation—</i>								
All types .. .. .	1	4	..	..	..	..	1	6
<i>Diseases or Disorders of the Female Organs of Generation—</i>								
All types .. .. .	4	25	..	5	..	..	1	35
<i>Effects of Conception—</i>								
Abortion—Spontaneous .. .. .	4	17	..	3	1	..	3	28
Confinements .. .. .	6	84	11	44	4	1	11	163
Other effects .. .. .	1	24 (1)	1	2	2	2	3	35 (1)
<i>Poisoning—</i>								
All types .. .. .	2	12	..	1	..	..	..	15
<i>Tumours or New Growths—</i>								
All types .. .. .	..	3	..	1	1	..	..	5
Unspecified .. .. .	2	24	22	65	4	6	..	123
Total In-patients .. .. .	112	664 (6)	191	319 (1)	35 (1)	32	70	1,423 (6)

\* Includes 171 out-patients treated in Eastern and Western Highlands Districts.  
† Figures in brackets indicate deaths.

## B.—Asian.

District.	Sepik.	Morobe.	Madang.	New Britain.	New Ireland.	Bougainville.	Total.	
No. of hospitals .. .. .	..	1	..	1	1	..	3	
Hospitals located at .. .. .	..	Lae	..	Rabaul	Kavieng	..	..	
No. of beds .. .. .	The number of beds is not fixed and varies according to needs							
Daily average .. .. .	..	1.05	..	3.3	0.5	..	4.85	
Total Out-patients .. .. .	21	665	46	148	527	11	1,418	
Total In-patients .. .. .	5	50	4	79	44	5	187	
<i>IN-PATIENTS 1952-1953.*</i>								
<i>External Injuries—</i>								
All types .. .. .	..	1	..	..	..	..	1	
<i>Diseases of the Skin and Areolar Tissues—</i>								
Abscesses .. .. .	..	2	..	..	..	..	2	
Dermatitis .. .. .	..	..	..	2	..	..	2	
Other diseases .. .. .	..	..	..	..	2	..	2	

## APPENDIX XIX.—continued.

3. NUMBER OF PATIENTS TREATED BY ADMINISTRATION HOSPITALS, BY DISEASE, DURING THE YEAR ENDED 30TH JUNE, 1953—continued.

B.—Asian—continued.

District.	Sepik.	Morobe.	Madang.	New Britain.	New Ireland.	Bougainville.	Total.
<i>IN-PATIENTS 1952-53.*—continued.</i>							
<i>Diseases Caused by Infection other than those Specifically Listed—</i>							
Malaria .. .. .	..	9	..	7	14	2	32
Septic sores and infections .. .. .	..	..	..	..	1	..	1
<i>Diseases Caused by Malaria Parasites—</i>							
Hookworm .. .. .	..	2	..	..	..	..	2
<i>Diseases or Injuries of Bones, Joints, Muscles, Fasciae and Bursae—</i>							
Arthritis—All types .. .. .	4	..	..	..	1	..	5
Fractures—All types .. .. .	..	1 (1)	..	1	..	1	3 (1)
Other diseases .. .. .	..	1	..	..	1	..	2
<i>Diseases of the Eye—</i>							
Cataract .. .. .	..	..	..	2	2	..	4
Other diseases .. .. .	..	..	..	4	1	..	5
<i>Diseases of the Ear—</i>							
Otitis Media .. .. .	..	..	..	1	..	..	1
<i>Diseases of the Breast—</i>							
All types .. .. .	..	2	..	..	..	..	2
<i>Diseases of the Blood and Blood Forming Organs—</i>							
All types .. .. .	..	4	..	2	1	..	7
<i>Diseases of the Circulatory System—</i>							
All types .. .. .	..	..	..	7 (1)	..	..	7 (1)
<i>Diseases of the Nervous System—</i>							
All types .. .. .	..	1	..	2	..	..	3
<i>Diseases of the Respiratory System—</i>							
Pneumonia .. .. .	..	1	..	3	2	..	6
T.B. Pulmonary .. .. .	..	..	..	2	..	..	2
Other diseases .. .. .	..	..	..	1	1	..	2
<i>Diseases of the Teeth, Gums, Mouth, Pharynx and Accessory Sinuses—</i>							
Tonsillitis .. .. .	..	1	..	1	..	..	2
Other diseases .. .. .	..	..	..	1	..	..	1
<i>Diseases of the Stomach and Intestines—</i>							
Appendicitis .. .. .	..	7	..	3	1	1	12
Dysentery .. .. .	..	..	..	4	..	..	4
Hernia .. .. .	..	..	..	1	..	..	1
Other diseases .. .. .	..	3	1	4	1	..	9
<i>Diseases of the Liver, Gall Bladder, Spleen and Pancreas—</i>							
Hepatitis .. .. .	..	..	1	..	..	..	1
Other diseases .. .. .	..	1	..	1	..	..	2
<i>Diseases of the Urinary Organs—</i>							
Cystitis .. .. .	..	2	..	..	..	..	2
Other diseases .. .. .	..	1	..	3	..	..	4
<i>Diseases of the Male Organs of Generation—</i>							
All types .. .. .	..	..	..	1	..	..	1
<i>Diseases or Disorders of the Female Organs of Generation—</i>							
All types .. .. .	..	..	..	3	..	..	3
<i>Effects of Conception—</i>							
Abortion—Spontaneous .. .. .	..	..	..	2	..	1	3
Confinements .. .. .	1	9	2	1	12	..	25
Other effects .. .. .	..	2 (1)	..	4	3	..	9 (1)
<i>Tumours or New Growths—</i>							
All types .. .. .	..	..	..	2	..	..	2
Unspecified .. .. .	..	..	..	14	1	..	15
Total In-patients .. .. .	5	50 (2)	4	78 (1)	44	5	187 (3)

\* Figures in brackets indicate deaths.



APPENDIX XIX.—*continued.*

3. NUMBER OF PATIENTS TREATED BY ADMINISTRATION HOSPITALS, BY DISEASE, DURING THE YEAR ENDED 30TH JUNE, 1953—*continued.*

C.—*Native.*

District.	Eastern Highlands.	Western Highlands.	Sepik.	Morobe.	Madang.	New Britain.	New Ireland.	Bougainville.	Manus.	Total.
No. of hospitals .. .. .	4	4	10	6	4	5	4	4	1	42*
No. of beds ... .. .	600	450	1,300	1,000	760	1,240	750	800	150	7,040
Daily average .. .. .	715.3	477.3	630.2	531.6	374	634.4	436.6	257.5	74.1	4,131
Total Out-patients .. .. .	6,790	8,851	4,844	6,307	8,828	7,885	2,601	2,704	759	49,659
Total In-patients .. .. .	19,086	6,060	12,198	9,135	5,724	13,292	4,006	3,778	1,454	74,733
<b>IN-PATIENTS 1952-53.†</b>										
<i>External Injuries—</i>										
Abrasions .. .. .	11	..	50	22	20	26	17	4	..	150
Animal bites .. .. .	32	7	22	7	12	12	8	3	5	108
Burns .. .. .	330 (5)	31	132 (3)	36	35	177 (1)	20	20 (2)	6	846 (11)
Contusions .. .. .	79	52	35	105	26	97	16	12	6	428
Lacerations .. .. .	388	124	134	238	101	306	45	34	24	1,394
Wounds .. .. .	344 (2)	121	233	59	43 (1)	215	66	40	23	1,144 (3)
Other injuries .. .. .	10	..	12	3	5	18 (1)	6	2	2 (1)	58 (2)
<i>Diseases of the Skin and Arcolar Tissue—</i>										
Abscesses .. .. .	345	44	308	284	159	330	145	115	47	1,786
Balls .. .. .	35	30	53	23	8	35	6	3	..	193
Carbuncles .. .. .	5	3	24	5	1	18	15	4	2	79
Cellulitis .. .. .	70	58	109	6	62	268	55	26	38	692
Dermatitis .. .. .	18	4	43	28	43	73	23	3	10	245
Impetigo .. .. .	133	13	57	25	3	18	4	9	..	262
Onychia .. .. .	200	7	128	49	30	34	21	10	..	479
Scabies .. .. .	1,663	163	992	547	320	219	169	47	34	4,154
Tinea .. .. .	71	2	210	271	81	102	18	259	3	1,017
Urticaria .. .. .	3	5	12	2	2	17	1	2	..	44
Tropical Ulcers .. .. .	799	52	1,641	1,054 (1)	1,226	2,254	296	687 (1)	180	8,189 (2)
Whitlows .. .. .	2	..	9	4	..	12	1	..	1	29
Other diseases .. .. .	36	28	57	21	20	40	10	5	..	217
<i>Diseases Caused by Infection other than those Specially Listed—</i>										
Chicken-Pox .. .. .	31	7	7	8	5	16	..	..	5	79
Coryza .. .. .	343	210	60	262	30	86	65	18	4	1,078
Dengue .. .. .	..	..	15	..	2	8	..	..	..	25
Gangrene .. .. .	..	..	4	..	..	7	..	1	..	15
Influenza .. .. .	220	58	22	253	115 (1)	16	1	..	..	685 (1)
Malaria .. .. .	4,366 (22)	923 (5)	1,474 (14)	1,458 (15)	550 (13)	1,960 (30)	590 (1)	397 (12)	151 (4)	11,869 (116)
Mumps .. .. .	156	161	112	557 (1)	181	116	16	155	54 (1)	1,558 (2)
Measles .. .. .	3	49	2	1	..	24	..	..	..	79
German Measles .. .. .	41	57	..	2	0	8	..	2	..	116

APPENDIX XIX.—continued.

3. NUMBER OF PATIENTS TREATED BY ADMINISTRATION HOSPITALS, BY DISEASE, DURING THE YEAR ENDED 30TH JUNE, 1953—continued.

C.—Native—continued.

District.	Eastern Highlands.	Western Highlands.	Seik.	Morobe.	Madang.	New Britain.	New Ireland.	Bougainville.	Manus.	Total.
<b>IN-PATIENTS 1952-53.†—continued.</b>										
<i>Diseases Caused by Infection, etc.—continued.</i>										
Hansen's Disease .. .. .	370	658 (2)	79	15 (1)	134	22	321	5	7	1,611 (3)
T.B. Other Forms .. .. .	..	..	48 (9)	102 (4)	10	48 (2)	6	0	8	228 (10)
Whooping Cough .. .. .	60 (3)	0	..	48 (1)	..	..	..	..	..	117 (4)
Septicaemia .. .. .	2 (1)	..	5 (1)	..	..	2	..	..	..	9 (2)
Septic Infections .. .. .	184	112	745	283	148	194	25	53	3	1,755
Tetanus .. .. .	1	..	1	1	4 (2)	8 (2)	2	1	..	18 (4)
Yaws .. .. .	1,423	71	1,050	598	738	1,708	175	883	345	7,891
Other diseases .. .. .	30	10	40	10 (1)	13 (1)	16	50	2	..	171 (2)
<i>Diseases Caused by the Metazoan Parasites—</i>										
Acarinosis .. .. .	22	35	4	1	2	4	..	..	1	69
Elephantiasis .. .. .	..	1	18	20	0	8	9	1	..	63
Filariosis .. .. .	2	..	7	6	2	21	4	..	..	42
Hookworm .. .. .	456	20	23	11	90	19	5	24	..	648
Other diseases .. .. .	142	3	2	..	1	13	4	..	..	163
<i>Diseases and Injuries of Bones, Joints, Muscles, Fascias and Bursae—</i>										
Arthritis—All types .. .. .	205	38	160	84	70	34	36	18	15	600
Bursitis .. .. .	17	3	7	3	2	2	3	3	..	40
Dislocations .. .. .	3	4	14	7	7	7	..	3	1	46
Fibrositis .. .. .	40	16	4	36	3	14	18	1	1	133
Fractures—All types .. .. .	110 (1)	57	81 (3)	60 (1)	24 (3)	114 (6)	37	20 (1)	18 (1)	517 (16)
Lumbago .. .. .	3	2	6	7	5	13	8	4	2	48
Myositis .. .. .	13	4	36	15	19	2	2	16	3	110
Osteomyelitis .. .. .	10	8	22	7	3	12	3	3	6	74
Rheumatism .. .. .	24	24	29	3	17	5	..	32	..	134
Sprains .. .. .	33	10	16	17	14	22	3	7	4	126
Synovitis .. .. .	5	8	7	5	4	22	3	4	..	58
Other diseases and injuries .. .. .	36	16	34	31	14	29	16	5	9	190
<i>Diseases of the Eye—</i>										
Blepharitis .. .. .	3	2	3	3	..	7	2	..	..	20
Cataract .. .. .	6	..	5	7	13	30	35	..	..	96
Conjunctivitis .. .. .	112	61	227	46	101	214	95	42	9	907
Corneal Ulcer .. .. .	4	4	9	3	..	5	2	..	..	27
Keratitis .. .. .	11	2	2	1	..	17	4	..	2	39
Trachoma .. .. .	..	..	143	2	82	35	1	1	1	270
Other diseases and injuries .. .. .	10	14	33	27	11	59	48	13	2	293
<i>Diseases of the Ear—</i>										
Otitis Externa .. .. .	115	29	35	68	28	29	16	8	2	330
Otitis Media .. .. .	73	60	117	42	28	77	6	12	7	420
Other diseases .. .. .	2	3	8	8	2	8	2	4	..	37
<i>Diseases of the Breast—</i>										
Abscesses .. .. .	17	4	12	7	6	4	4	4	..	58
Mastitis .. .. .	24	4	44	15	9	26	16	11	4	163
Other diseases .. .. .	3	1	4	..	..	..	3	2	..	13

APPENDIX XIX.—continued.

3. NUMBER OF PATIENTS TREATED BY ADMINISTRATION HOSPITALS, BY DISEASE, DURING THE YEAR ENDED 30TH JUNE, 1953—continued.

C.—Native—continued.

District.	Eastern Highlands.	Western Highlands.	Seplk.	Morobe.	Madang.	New Britain.	New Ireland.	Bougainville.	Manus.	Total.
<i>IN-PATIENTS 1952-53.—continued.</i>										
<i>Diseases of the Glands of Internal Secretion and Metabolism—</i>										
Beri-Beri .. .. .	6	..	32 (1)	2	..	3	4 (1)	2	5 (2)	54 (4)
Malnutrition .. .. .	201 (27)	14 (2)	148 (7)	20 (1)	62 (6)	31 (1)	20 (1)	30	15 (3)	541 (48)
Gaitro .. .. .	17 (1)	4	3	13	1	5	1	..	..	44 (1)
Other diseases .. .. .	1 (1)	1	11	6	9	17	2	..	..	47 (1)
<i>Diseases of the Blood and Blood-forming Organs—</i>										
Anaemia—All types .. .. .	38 (2)	20	58	64 (1)	26	67 (3)	15 (3)	15 (1)	15	318 (10)
Lymphadenitis .. .. .	20	18 (1)	58	37	21	58	27	9	9	257 (1)
Lymphangitis .. .. .	4	1	2	3	2	7	4	..	1	24
Other diseases .. .. .	2	2 (1)	2	4	3	22 (2)	4	1	..	40 (3)
<i>Diseases of the Circulatory System—</i>										
Endocarditis .. .. .	1 (1)	2	..	..	..	..	1 (1)	..	..	4 (2)
Myocarditis .. .. .	..	..	3	2 (1)	..	1	..	1	..	7 (1)
Phlebitis .. .. .	..	1	1	1	..	3	..	..	..	5
Other diseases .. .. .	3	3	17 (7)	9 (3)	1 (1)	10 (1)	5 (3)	3	2	53 (15)
<i>Diseases of the Nervous System—</i>										
Concussion .. .. .	1	1	5	2	3 (1)	9	1	..	1	23 (1)
Cerebro-spinal Meningitis .. .. .	2 (2)	8 (1)	11 (6)	6 (5)	2 (2)	51 (12)	8 (3)	6 (1)	3 (1)	97 (33)
Delusional Insanity .. .. .	..	1	..	..	1	2	..	..	1	5
Epilepsy .. .. .	1	1 (1)	8 (1)	3	2	7	4 (1)	1 (1)	1	28 (4)
Neuritis .. .. .	4	7	8	..	7	4	5	..	..	35
Neurosis .. .. .	..	..	1	2	..	..	..	..	..	3
Paralysis—Others .. .. .	0	7	11	6 (1)	1	8	5	3	1	48 (1)
Sciatica .. .. .	4	4	3	..	1	5	1	..	..	14
Other diseases .. .. .	10	14 (1)	12 (2)	43	8 (3)	25 (5)	4	4 (1)	8	128 (12)
<i>Diseases of the Respiratory System—</i>										
Asthma .. .. .	1	1	20 (1)	12	5	10	3	3	7	62 (1)
Bronchitis .. .. .	635 (3)	354 (1)	189 (1)	237	114 (1)	308	51	42	48	1,978 (6)
Laryngitis .. .. .	20	5	3	4	3	12	..	..	1	48
Pleurisy .. .. .	23	1	39	70 (1)	11	187	7	10	10	358 (1)
Pneumonia .. .. .	1,729 (84)	644 (45)	508 (15)	672 (33)	136 (14)	885 (31)	229 (4)	160 (6)	56	5,019 (232)
T.B. Pulmonary .. .. .	1	..	42 (7)	170 (18)	35 (7)	308 (35)	92 (10)	60 (12)	17 (2)	725 (91)
U.R.T.I. .. .. .	746	199	29	10	17	54	36	19	1	1,111
Other diseases .. .. .	16 (2)	13	10 (2)	7 (3)	5 (1)	49 (1)	1	2	14	117 (9)
<i>Diseases of the Teeth, Gums, Mouth, Pharynx and Accessory Sinuses—</i>										
Gingivitis .. .. .	7	2	3	9	26	14	..	2	1	64
Dental Caries .. .. .	4	6	2	10	6	9	14	1	1	53
Stomatitis .. .. .	26	4	4	2	4	6	..	2	1	49
Thrush .. .. .	54	3	2	4	1	12	5	..	..	81
Tonsillitis .. .. .	78	8	12	19	3	12	8	1	2	143
Other diseases .. .. .	75	18	31	13	9	42	15	11	4	218

APPENDIX XIX.—continued.

3. NUMBER OF PATIENTS TREATED BY ADMINISTRATION HOSPITALS, BY DISEASE, DURING THE YEAR ENDED 30TH JUNE, 1953—continued.

C.—Native—continued.

District.	Eastern Highlands.	Western Highlands.	Sepr.	Morobe.	Madang.	New Britain.	New Ireland.	Rougnaville.	Mamu.	Total.
<i>IN-PATIENTS 1952-53.—continued.</i>										
<i>Diseases of the Stomach and Intestines—</i>										
Colitis .. .. .	66 (2)	2	16	7	1	20 (1)	2	3	1	118 (3)
Diarrhoea .. .. .	618 (3)	337 (1)	244 (1)	89	70 (1)	54	48 (1)	25	8	1,473 (7)
Dysentery .. .. .	339 (20)	500 (16)	178 (7)	74 (4)	70 (8)	78 (2)	16	31 (2)	5 (1)	1,291 (60)
Enteritis .. .. .	149 (4)	6	28 (5)	19 (1)	6	27	20	4	..	259 (10)
Gastritis .. .. .	143	43	24 (1)	63 (1)	5	40	9	14	10	354 (2)
Gastro-enteritis .. .. .	18 (1)	11 (1)	5	5	..	65 (2)	22	6	2	134 (4)
Hernia .. .. .	3	1	31 (1)	16 (2)	2	47 (1)	18	7	7 (1)	132 (5)
Other diseases .. .. .	56 (2)	24 (2)	45 (2)	60	31 (1)	60 (3)	11	24 (1)	8 (2)	319 (13)
<i>Diseases of the Liver, Gall-bladder, Spleen and Pancreas—</i>										
Ascites .. .. .	18 (2)	16	1	..	4	1	1	1 (1)	..	42 (3)
Cirrhosis .. .. .	63 (8)	8	7 (1)	5 (1)	..	8 (2)	2 (1)	..	1	94 (13)
Hepatitis .. .. .	4	5	2 (2)	10	5	29 (1)	5 (2)	3	5 (2)	63 (7)
Jaundice .. .. .	..	2 (1)	1	5	..	3	..	2	..	13 (1)
Splenomegaly .. .. .	1	9	4	1	2	5	1	..	1	34
Other diseases .. .. .	3 (1)	5	4	4	3	8 (2)	2	1	1	31 (3)
<i>Diseases of the Urinary Organs—</i>										
Cystitis .. .. .	17	5	..	14	6	34	8	4	..	88
Nephritis .. .. .	16 (4)	13 (1)	17 (3)	20 (4)	9 (3)	21 (6)	7	1 (1)	2	108 (21)
Pyelitis .. .. .	10	1	3	5	1	70	..	1	1	98
Other diseases .. .. .	4	7	2	13 (2)	7 (1)	15 (3)	9 (1)	6	5 (1)	68 (8)
<i>Diseases of the Male Organs of Generation—</i>										
Balanitis .. .. .	15	2	7	1	..	2	2	..	2	31
Gonorrhoea .. .. .	55	4	17	1	48	34	16	8	3	186
Granuloma Venereum .. .. .	..	..	2	1	13	2	6	2	2	28
Hydrocele .. .. .	..	..	11	7	2	9	..	1	..	30
Orchitis .. .. .	23	3	0	15	17	25	8	7	16	123
Phimosis .. .. .	12	2	9	9	5	29	10	12	..	88
Urethritis .. .. .	..	3	..	1	1	4	2	2	..	13
Other diseases .. .. .	4	3	2	0	2	6	27	3	..	50
<i>Diseases or Disorders of the Female Organs of Generation—</i>										
Amenorrhoea .. .. .	..	..	..	3	1	4	..	..	..	8
Dysmenorrhoea .. .. .	..	2	..	2	..	..	..	..	1	5
Gonorrhoea .. .. .	74	5	5	..	18	4	11	3	2	122
Granuloma Venereum .. .. .	..	..	4	..	19	..	4	..	..	27
Metritis .. .. .	1	1	1	3	1	2	1	..	2	13
Salpingitis .. .. .	..	..	..	..	..	12	6	1	1	20
Vaginitis .. .. .	4	..	1	..	5	2	..	..	..	12
Other diseases .. .. .	18	6	13	7	13	7	153 (1)	7	7 (1)	251 (2)

APPENDIX XIX.—continued.

3. NUMBER OF PATIENTS TREATED BY ADMINISTRATION HOSPITALS, BY DISEASE, DURING THE YEAR ENDED 30TH JUNE, 1953—continued.

C.—Native—continued.

District.	Eastern Highlands.	Western Highlands.	Sepik.	Morobe.	Madang.	New Britain.	New Ireland.	Houtgaville.	Manus.	Total.
<b>IN-PATIENTS 1952-53.†—continued.</b>										
<i>Effects of Conception—</i>										
Abortion—Spontaneous	16	3	3	5	3	14	4	5	3	56
Confinements	67 (2)	17 (1)	52	86	31	445 (1)	255	51 (1)	29	1,023 (5)
Puerperal Fever	1 (1)	7 (1)	3 (2)	1	1	2	1	1 (1)	1	16 (5)
Retained Placenta	19 (1)	4	10	11 (1)	6 (1)	2	4	1	2	59 (3)
Other effects	21 (1)	12 (1)	16 (4)	18 (2)	19 (3)	190 (5)	57	32 (2)	5	376 (18)
<i>Poisoning—</i>										
By food	1	..	6 (1)	7	5	1	..	..	..	8 (1)
By irritants	..	..	4	..	..	7	1	..	1	25
By snake bite	1	..	14	20 (1)	17	1	1	..	..	54 (1)
Other causes	3	..	9	3	5	8	3	3 (1)	1	34 (1)
<i>Tumours or New Growths—</i>										
Carcinoma	5	2 (2)	4 (1)	6	6 (2)	5 (2)	2 (1)	1 (1)	1 (1)	32 (10)
Simple Cysts	10	..	4	4	..	8	..	..	1	27
Tumours	11	18 (3)	28 (1)	7	2	16 (4)	..	3	7	92 (8)
Others	20	..	3	3 (2)	4 (1)	11	..	1	2	44 (3)
<i>Deformities or Congenital Malformations—</i>										
All types	5	1	20	8	1	6	9	1	..	51
<i>Unspecified</i>	120 (3)	49 (2)	70 (3)	78	50 (2)	172 (7)	91	60	38	734 (17)
<b>Total In-patients</b>	<b>19,086</b>	<b>6,060</b>	<b>12,198</b>	<b>9,135</b>	<b>5,724</b>	<b>13,292</b>	<b>4,006</b>	<b>3,778</b>	<b>1,454</b>	<b>74,733</b>
<b>Total Deaths</b>	<b>212</b>	<b>92</b>	<b>109</b>	<b>113</b>	<b>80</b>	<b>175</b>	<b>35</b>	<b>40</b>	<b>24</b>	<b>889</b>
Hospitals located at	Chimbu	Mt. Hagon	Aitape Angoram Ambunti Dreikikir Luni Maprik Timbunke Vanimo Wewak Yangoru	Finschhafen	Bogia	Kandrian	Anelaua	Buin	Lorengau	
	Kerowagi Kainantu Goroka	Minj Togoba Wabag	Kaipit Malshang Morobe	Kar Kar Madang Saidor	Kokopo Pomio Rabaul	Kavieng Namatanai Taskul	Kieta Sohano Wakunai			
			Mumeng Wau		Talasea					

\* Total number of hospitals includes two hospitals associated with Leprosaria.  
† Figures in brackets indicate deaths.

## APPENDIX XIX.—continued.

## 4. MEDICAL AID TO MISSIONS DURING THE YEAR ENDED 30TH JUNE, 1953.

Mission.	Financial Grants.	Medical Supplies.	Total.
	£	£	£
Assemblies of God in Anstralia .. ..	.. ..	.. ..	.. ..
Australian Lutheran Mission .. ..	473	843	1,316
Anstralian Baptist New Guinea Mission .. ..	2,203	1,941	4,144
Bismarck Archipelago Mission of Seventh Day Adventists .. ..	288	606	894
Catholic Mission of the Divine Word .. ..	.. ..	.. ..	.. ..
Catholic Mission of the Holy Ghost .. ..	.. ..	456	456
Catholic Mission of the Most Sacret Heart of Jesus .. ..	3,985	2,106	6,091
Christian Missions in Many Lands .. ..	.. ..	27	27
East and West Indies Bible Mission .. ..	.. ..	326	326
Franciscan Mission .. ..	1,128	482	1,610
Lutheran Mission New Guinea .. ..	3,574	2,554	6,128
Marist Mission Society .. ..	3,686	3,041	6,727
New Guinea Anglican Mission (New Britain District) .. ..	.. ..	310	310
Methodist Overseas Mission (New Guinea District) .. ..	1,716	2,170	3,886
Methodist Missionary Society of New Zealand .. ..	682	1,803	2,485
New Tribes Mission .. ..	.. ..	.. ..	.. ..
New Guinea Lutheran Mission (Missouri Synod) .. ..	.. ..	45	45
North-East New Guinea Mission of Seventh Day Adventists .. ..	78	997	1,075
South Seas Evangelical Mission .. ..	.. ..	516	516
	17,813	18,223	36,036
	4,839*	..	4,839
<b>Total</b> .. ..	<b>22,652</b>	<b>18,223</b>	<b>40,875</b>

\* Amount outstanding claims unpaid at 30th June, 1953. Credited to Suspense Account, Treasury.

## 5. TOTAL EXPENDITURE ON HEALTH DURING YEAR ENDED 30TH JUNE, 1953.

	£	£
<b>Administration—</b>		
Public Health—General (including aid to Missions) .. ..	848,801	
Hospital buildings .. ..	6,934	
		855,735
<b>Missions (from their own funds)—</b>		
Assemblies of God in Australia .. ..	25	
Australian Lutheran Mission .. ..	1,600	
Australian Baptist New Guinea Mission .. ..	4,423	
Bismarck Archipelago Mission of Seventh Day Adventists .. ..	4,267	
Catholic Mission of the Holy Ghost .. ..	8,806	
Catholic Mission of the Most Sacred Heart of Jesus .. ..	8,421	
Christian Missions in Many Lands .. ..	36	
East and West Indies Bible Mission .. ..	50	
Franciscan Mission .. ..	950	
Lutheran Mission New Guinea .. ..	12,590	
Marist Mission Society .. ..	7,900	
Methodist Overseas Mission (New Guinea District) .. ..	1,100	
Methodist Missionary Society of New Zealand .. ..	2,065	
New Guinea Lutheran Mission (Missouri Synod) .. ..	1,430	
*North-East New Guinea Mission of Seventh Day Adventists .. ..	15,837	
South Seas Evangelical Mission .. ..	50	
<b>Total known Expenditure by Missions</b> .. ..		<b>69,580</b>
<b>Total known Expenditure</b> .. ..		<b>925,315</b>

\* Includes amount spent in Papua.

## APPENDIX XX.

## HOUSING.

No information is available regarding the indigenous population. A census of European type dwellings is to be taken at 30th June, 1954.

## APPENDIX XXI.

## PENAL ORGANIZATION.

PRISONS: NUMBER COMMITTED TO AND AVERAGE NUMBER OF INMATES, BY PRISON, DURING THE YEAR ENDED 30TH JUNE, 1953.

Prison.	Europeans.		Asian.		Native.		Total Number Committed.	Average Number of Inmates Weekly.
	Males.	Females.	Males.	Females.	Males.	Females.		
Rabaul .. ..	12	..	13	..	342	10	377	175
Sohano .. ..	..	..	..	..	36	10	46	17
Kavieng .. ..	..	..	..	..	104	11	115	12
Madang .. ..	3	1	..	..	344	4	352	65
Kokopo .. ..	..	..	..	..	113	3	116	25
Wau .. ..	..	..	..	..	76	..	76	64
Lae .. ..	2	..	1	1	297	3	304	36
Manus .. ..	..	..	..	..	132	5	137	34
Wewak .. ..	..	..	..	..	112	8	120	46
Finschhafen ..	..	..	..	..	74	5	79	10
Goroka .. ..	..	..	..	..	243	45	288	83
Kieta .. ..	..	..	..	..	26	..	26	4
Mount Hagen ..	..	..	..	..	459	5	464	100
Wapenamunda ..	..	..	..	..	122	4	126	16
Buin .. ..	..	..	..	..	30	2	32	6
Wabag .. ..	..	..	..	..	151	3	154	33
Bogia .. ..	..	..	..	..	97	..	97	19
Talasea .. ..	..	..	..	..	45	..	45	8
Namatanai .. ..	..	..	..	..	81	16	97	11
Minj .. ..	..	..	..	..	119	11	130	19
Oomsis .. ..	..	..	..	..	224	..	224	58
Aitape .. ..	..	..	..	..	49	1	50	11
Kainantu .. ..	..	..	..	..	240	38	278	72
Cbimbu .. ..	..	..	..	..	935	61	996	146
Saidor .. ..	..	..	..	..	18	..	18	7
Angoram .. ..	..	..	..	..	16	..	16	3
Kandrian .. ..	..	..	..	..	36	1	37	24
Maprik .. ..	..	..	..	..	234	1	235	16
Ambunti .. ..	..	..	..	..	23	2	25	10
Pomio .. ..	..	..	..	..	5	..	5	..
Total .. ..	17	1	14	1	4,783	249	5,065	1,130

## APPENDIX XXII.

## EDUCATION.

## 1. ADMINISTRATION SCHOOLS AS AT 30TH JUNE, 1953.

Classification of School.	Total Number of Schools.	Pupils.					Teachers.				
		Euro-pean.	Asian.	Mixed Race.	Native.	Total.	Euro-pean.	Asian.	Mixed Race.	Native.	Total.
European— Primary .. .. .	9	326	..	..	..	326	15	..	..	..	15
Asian— Elementary "A" (Primary) .. .. .	3	..	237	..	..	237	5	7	..	..	12
"A" (Secondary) .. .. .	1	..	61	..	..	61	2	..	..	..	2
Mixed Race— Elementary "B" (Primary) .. .. .	2	..	..	65	..	65	2	..	1	..	3
Native— Elementary— Station Schools .. .. .	5	..	..	..	174	174	..	..	..	6	6
Village Higher Schools .. .. .	39	..	..	..	2,316	2,316	6	..	..	95	101
Area Schools .. .. .	4	..	..	..	236	236	5	..	..	19	24
Manual Training Schools .. .. .	1	..	..	..	5	5	1	..	..	2	3
Girls Schools .. .. .	2	..	..	..	45	45	2	..	..	..	2
Higher Elementary— Central Schools .. .. .	6	..	..	..	394	394	6	..	..	20	26
Secondary and Higher Training— General and Teacher Training .. .. .	2	..	..	..	15	15	1	..	..	..	1
Technical Centres .. .. .	2	..	..	..	75	75	5	..	..	8	13
Total .. .. .	76	326	298	65	3,260	3,949	50	7	1	150	208

## 2. ADMINISTRATION SCHOOLS BY DISTRICT, AS AT 30TH JUNE, 1953.

Education District.	Schools.					Pupils.					Teachers.				
	Euro-pean.	Asian.	Mixed Race.	Native.	Total.	Euro-pean.	Asian.	Mixed Race.	Native.	Total.	Euro-pean.	Asian.	Mixed Race.	Native.	Total.
Sepik .. .. .	1	..	..	5	6	22	..	..	265	287	6	..	..	15	21
Madang .. .. .	1	..	..	2	3	22	..	..	83	105	2	..	..	6	8
Morobe and Highlands .. .. .	4	1	..	13	18	179	38	..	563	780	16	1	..	22	39
New Britain .. .. .	2	2	1	24	29	63	222	49	1,509	1,845	18	6	1	62	87
New Ireland .. .. .	..	1	..	11	12	..	38	..	483	521	3	..	..	26	29
Bougainville .. .. .	..	..	..	1	1	..	..	..	72	72	1	..	..	6	9
Mann .. .. .	1	..	1	5	7	38	..	16	285	339	4	..	..	11	15
	0	4	2	61	76	326	298	65	3,260	3,949	50	7	1	150	208

## 3. ADMINISTRATION SCHOOLS—EUROPEAN—AS AT 30TH JUNE, 1953.

Place.	Type of School.	Pupils.			Age Groups.	Teachers.		
		Males.	Females.	Total.		Males.	Females.	Total.
Wewak .. .. .	Primary .. .. .	10	12	22	5-11	1	..	1
Madang .. .. .	Primary .. .. .	8	14	22	5-12	1	..	1
Goroka .. .. .	Primary .. .. .	9	8	17	5-10	..	1	1
Bulolo .. .. .	Primary .. .. .	33	25	58	5-12 plus	1	2	3
Wau .. .. .	Primary .. .. .	23	25	48	5-12 plus	1	2	3
Lae .. .. .	Primary .. .. .	35	21	56	5-12	..	2	2
Keravat .. .. .	Primary .. .. .	7	7	14	5-12 plus	..	1	1
Rabaul .. .. .	Primary .. .. .	21	30	51	5-12	..	2	2
Lombrum .. .. .	Primary .. .. .	14	24	38	5-12 plus	..	1	1
		160	166	326	Average School age 5-14	4	11	15



APPENDIX XXII.—*continued.*

## 4. ADMINISTRATION SCHOOLS—ASIAN—AS AT 30TH JUNE, 1953.

Place.	Type of School.	Pupils (Ages 5 to 15).			Teachers.						Total.
		Males.	Females.	Total.	Males.		Females.		Group Totals.		
					European.	Asian.	European.	Asian.	European.	Asian.	
Lac ..	Elementary "A"	17	21	38	..	1	1	..	1	1	2
Rabaul ..	Elementary "A"	100	61	161	..	2	3	4	3	6	9
	Secondary "A"	27	34	61	1	..	1	..	2	..	2
Kavieng ..	Elementary "A"	19	19	38	..	..	1	..	1	..	1
	Total ..	163	135	298	1	3	6	4	7	7	14

APPENDIX XXII.—continued.

5. ADMINISTRATION SCHOOLS—NATIVE AS AT 30TH JUNE, 1953.

District.	Place.	Type of School.	Pupils.			Age Groups.	Teachers.						Total of Teachers.
			Males.	Females.	Total.		European.			Native and Mixed Race.			
							Males.	Females.	Total.	Males.	Females.	Total.	
Sepik	Brandi	Central	89	..	89	13-16	1	..	1	5	..	5	6
	Maprik	Area	87	..	87	9-15	2	..	2	6	..	6	8
	Dagon	Village Higher	51	..	51	8-14	1	..	1	2	..	2	3
	Angoram	Village Higher	21	2	23	8-14	..	..	..	1	..	1	1
	Angoram	Technical Annex	15	..	15	12-16	1	..	1	1	..	1	2
Madang	Tusbab	Central	27	..	27	14-18	1	..	1	2	..	2	3
	Tusbab	Village Higher	56	..	56	8-14	..	..	..	4	..	4	4
Morobe and Highlands	Butibum	Village Higher	72	3	75	10-16	1	..	1	2	..	2	3
	Caraina	Village Higher	41	8	49	8-14	..	..	..	2	..	2	2
	Morobe	Village Higher	63	..	63	8-14	..	..	..	2	..	2	2
	Kaisenik	Village Higher	26	..	26	8-14	..	..	..	1	..	1	1
	Kundiawa	Village Higher	91	..	91	5-15	1	..	1	4	..	4	5
	Bulolo	Station	32	2	34	6-14	..	..	..	1	..	1	1
	Mt. Hugen	Station	24	6	30	6-14	..	..	..	1	..	1	1
			<i>Education Centre.</i>										
	Dregerhafen	Secondary and Teacher Training	..	..	..	..	..	..	..	..	..	..	..
	Dregerhafen	Central	62	..	62	16-28	1	..	1	3	..	3	4
	Dregerhafen	Village Higher	69	..	69	16-22	1	..	1	3	..	3	4
	Dregerhafen	Manual Training	5	..	5	17-30	1	..	1	2	..	2	3
	Dregerhafen	Girls	..	32	32	17-24	..	1	1	..	..	..	1
	Gagidu	Station	19	8	27	6-14	..	..	..	1	..	1	1
New Britain	Malaguna	Technical	60	..	60	16-24	4	..	4	7	..	7	11
	Keravat	Secondary	15	..	15	17-28	1	..	1	..	..	..	1
		Central	123	..	123	..	2	..	2	2	..	2	4
	Nodup	Village Higher	83	8	91	8-14	..	..	..	4	..	4	4
	Matupit	Village Higher	29	10	39	8-14	..	..	..	4	..	4	4
	Pila Pila	Village Higher	66	20	86	8-15	..	..	..	5	..	5	5
	Tavui	Village Higher	43	12	55	8-14	..	..	..	2	1	3	3
	Taviliu	Village Higher	55	..	55	8-13	..	..	..	2	..	2	2
	Talawat	Village Higher	20	8	28	8-13	..	..	..	2	..	2	2
	Lunga Lunga	Village Higher	38	..	38	8-14	..	..	..	2	..	2	2
	Vunalir	Village Higher	76	10	86	8-14	..	..	..	2	..	2	2

APPENDIX XXII.—continued.

5. ADMINISTRATION SCHOOLS—NATIVE—AS AT 30TH JUNE, 1953—continued.

District.	Place.	Type of School.	Pupils.			Age Groups.	Teachers.						Total of Teachers.
			Males.	Females.	Total.		European.			Native and Mixed Race.			
							Males.	Females.	Total.	Males.	Females.	Total.	
New Britain—continued.	Watom ..	Village Higher ..	44	..	44	8-14	..	..	..	2	..	2	2
	Reimber ..	Village Higher ..	93	10	103	8-16	..	..	..	3	..	3	3
	Rabuana ..	Girls School ..	..	13	13	8 plus	..	1	1	..	..	..	1
	Rabuana ..	Village Higher ..	197	20	217	8-15	..	..	..	4	..	4	4
	Toma ..	Village Higher ..	73	20	93	8-14	..	..	..	2	..	2	2
	Malabunga ..	Village Higher ..	30	..	30	8-15	..	..	..	2	..	2	2
	Malakuna ..	Village Higher ..	35	..	35	8-14	..	..	..	1	..	1	1
	Yunamami ..	Village Higher ..	110	..	110	8-16	..	..	..	4	..	4	4
	Kokopo ..	Station ..	45	..	45	6-14	..	..	..	..	1	1	1
	Bola ..	Area ..	34	..	34	8-14	1	..	1	6	..	6	7
	Kombe ..	Village Higher ..	56	..	56	8 plus	..	..	..	2	..	2	2
	Patanga ..	Village Higher ..	11	7	18	8-14	..	..	..	1	..	1	1
Mengen ..	Village Higher ..	35	..	35	8-15	..	..	..	1	..	1	1	
New Ireland	Utu ..	Central ..	67	..	67	14-18	1	..	1	4	..	4	5
	Wowuk ..	Village Higher ..	50	15	65	5-15	..	..	..	3	..	3	3
	Kara ..	Village Higher ..	40	9	49	8-14	..	..	..	2	..	2	2
	Nalik ..	Village Higher ..	47	16	63	8-14	..	..	..	3	..	3	3
	Notsi ..	Village Higher ..	32	14	46	8-14	..	..	..	2	..	2	2
	Bangatan ..	Village Higher ..	24	10	34	8-14	..	..	..	2	..	2	2
	Mandak ..	Village Higher ..	29	..	29	8-14	..	..	..	2	..	2	2
	Djaul ..	Village Higher ..	22	7	29	8-14	..	..	..	1	..	1	1
	Tigak ..	Village Higher ..	21	7	28	8-14	..	..	..	1	..	1	1
	Tabar ..	Area ..	35	..	35	5-15	1	..	1	4	..	4	5
	Analaua ..	Station (Hansenide) ..	22	16	38	Adult	..	..	..	2	..	2	2
Bongainville	Buin ..	Village Higher ..	72	..	72	8-15	1	..	1	8	..	8	9
Mannu [E. I.] ..	Lorengau ..	Central ..	26	..	26	14-18	..	..	..	4	..	4	4
	Liap ..	Area ..	58	22	80	8-14	1	..	1	3	..	3	4
	Baluan ..	Village Higher ..	82	38	120	8-14	..	1	1	2	..	2	3
	Bipi ..	Village Higher ..	22	8	30	8-16	..	..	..	1	..	1	1
	Aua ..	Village Higher ..	29	..	29	8-14	..	..	..	1	..	1	1
			2,899	361	3,260	..	23	3	26	148	2	150	176

## APPENDIX XXII.—continued.

## 6. ADMINISTRATION SCHOOLS—MIXED RACE, AS AT 30TH JUNE, 1953.

Place.	Type of School.	Pupils.			Teachers.						Total.
		Male.	Female.	Total.	Male European.	Mixed Race.	Total.	Female European.	Mixed Race.	Total.	
Rabaul ..	Elementary "B" ..	32	17	49	..	..	..	1*	1	2	2
Lorengau ..	Elementary "B" ..	9	7	16	..	..	..	1	..	1	1
		41	24	65	..	..	..	2	1	3	3

\* Mission Teacher for whom Missions receive a subsidy.

## 7. MISSION SCHOOLS, AS AT 30TH JUNE, 1953.

Mission.	Schools.						
	Village.	Inter-mediate.	Higher Training.	European.	Asian.	Mixed Race.	Total.
Assemblies of God in Australia .. ..	6	..	..	..	..	..	6
Australian Baptist New Guinea Mission .. ..	2	..	..	..	..	..	2
Australian Lutheran Mission .. ..	25	1	1	..	..	..	27
Bismarck Archipelago Mission of Seventh Day Adventists .. ..	90	6	1	..	..	..	97
Catholic Mission of the Divine Word .. ..	206	12	3	..	..	..	221
Catholic Mission of the Holy Ghost .. ..	287	3	..	..	..	2	292
Christian Missions in Many Lands .. ..	4	..	..	..	..	..	4
East and West Indies Bible Mission .. ..	1	..	..	..	..	..	1
Evangelical Lutheran Mission .. ..	6	1	..	..	..	..	7
Franciscan Mission .. ..	35	6	1	..	..	..	42
Lutheran Mission New Guinea .. ..	696	39	6	1	1	..	743
Marist Mission Society .. ..	106	30	2	..	..	..	138
Methodist Missionary Society of New Zealand ..	109	8	1	..	..	..	118
Methodist Overseas Mission (New Guinea District)	401	14	1	..	..	..	416
Methodist Overseas Mission (Papua and New Guinea Highlands)	2	..	..	..	..	..	2
New Guinea Anglican Mission (New Britain District) .. ..	9	3	..	..	..	..	12
New Guinea Lutheran Mission (Missouri Synod)	10	..	..	..	..	..	10
New Tribes Mission .. ..	*	*	*	*	*	*	*
North-East New Guinea Mission of Seventh Day Adventists .. ..	94	3	1	..	..	..	98
Open Brethren Assemblies .. ..	3	..	..	..	..	..	3
Sacred Heart Mission .. ..	374	16	6	..	1	2	399
South Seas Evangelical Mission .. ..	5	..	..	..	..	..	5
	2,471	142	23	1	2	4	2,643

\* Return not available.

APPENDIX XXII.—continued.

8. PUPILS ATTENDING MISSION SCHOOLS AS AT 30TH JUNE, 1953.

Mission.	Pupils.																							
	Village.			Intermediate.			Higher Training Institutions.			European.			Asian.			Mixed Race.			Total.					
	Males.	Females.	Total.	Males.	Females.	Total.	Males.	Females.	Total.	Males.	Females.	Total.	Males.	Females.	Total.	Males.	Females.	Total.	Males.	Females.	Total.			
Assemblies of God in Australia ..	307	85	392	..	..	..	..	..	..	..	..	..	..	..	..	..	..	..	..	..	307	85	392	
Australian Baptist New Guinea Mission ..	50	..	50	..	..	..	..	..	..	..	..	..	..	..	..	..	..	..	..	..	50	..	50	
Australian Lutheran Mission ..	430	357	787	76	..	76	28	..	28	..	..	..	..	..	..	..	..	..	..	..	534	357	891	
Bismarck Archipelago Mission of Seventh Day Adventists ..	908	619	1,527	231	36	267	60	6	66	..	..	..	..	..	..	..	..	..	..	..	1,199	661	1,860	
Catholic Mission of the Divine Word ..	5,770	4,602	10,272	247	64	311	127	30	157	..	..	..	..	..	..	..	..	..	..	..	6,144	4,596	10,740	
Catholic Mission of the Holy Ghost ..	6,100	2,145	8,245	120	44	164	..	..	..	..	..	..	..	..	..	35	23	58	..	..	6,255	2,212	8,467	
Christian Missions in Many Lands ..	(a)	(a)	203	..	..	..	..	..	..	..	..	..	..	..	..	..	..	..	..	..	(a)	(a)	203	
East and West Indies Bible Mission ..	63	20	89	..	..	..	..	..	..	..	..	..	..	..	..	..	..	..	..	..	63	26	89	
Evangelical Lutheran Mission ..	180	50	230	53	12	65	..	..	..	..	..	..	..	..	..	..	..	..	..	..	153	62	215	
Franciscan Mission ..	1,939	610	2,449	307	299	606	45	..	45	..	..	..	..	..	..	..	..	..	..	..	2,291	809	3,100	
Lutheran Mission, New Guinea ..	13,132	8,262	21,394	1,986	30	2,016	767	6	773	*	*	*	19	10	29	..	..	..	..	..	15,904	8,308	24,212	
Marist Mission Society ..	900	459	1,359	1,500	678	2,178	118	..	118	..	..	..	..	..	..	..	..	..	..	..	2,518	1,137	3,655	
Methodist Missionary Society of New Zealand ..	511	322	833	261	200	461	20	..	20	..	..	..	..	..	..	..	..	..	..	..	792	522	1,314	
Methodist Overseas Mission (New Guinea District) ..	4,623	3,797	8,320	614	..	614	183	..	183	..	..	..	..	..	..	..	..	..	..	..	5,320	3,797	9,117	
Methodist Overseas Mission (Papua and New Guinea Highlands) ..	171	53	224	..	..	..	..	..	..	..	..	..	..	..	..	..	..	..	..	..	171	53	224	
New Guinea Anglican Mission (New Britain District) ..	216	..	216	134	80	214	..	..	..	..	..	..	..	..	..	..	..	..	..	..	350	80	430	
New Guinea Lutheran Mission (Missouri Synod) ..	265	15	280	..	..	..	..	..	..	..	..	..	..	..	..	..	..	..	..	..	265	15	280	
New Tribe Mission ..	†	†	†	†	†	†	†	†	†	†	†	†	†	†	†	†	†	†	†	†	†	†	†	†
North-East New Guinea Mission of Seventh Day Adventists ..	1,279	402	1,681	157	14	171	62	..	62	..	..	..	..	..	..	..	..	..	..	..	1,498	416	1,914	
Open Brethren Assemblies ..	200	30	236	..	..	..	..	..	..	..	..	..	..	..	..	..	..	..	..	..	200	30	236	
Sacred Heart Mission, Vunapope ..	8,300	5,050	13,350	1,050	437	1,487	520	112	632	..	..	..	220	108	328	65	30	95	..	..	10,155	5,737	15,892	
South Seas Evangelical Mission ..	150	75	225	..	..	..	..	..	..	..	..	..	..	..	..	..	..	..	..	..	150	75	225	
	45,314	26,765	72,282	6,736	1,804	8,630	1,930	154	2,084	..	..	*	230	118	357	100	53	153	..	..	54,319	28,984	83,606	

\* This Mission runs a Secondary School for children of its Missionaries, but this is purely a private institution not receiving assistance or supplying statistics.

† Sex of pupils not available.

(a) Return not available.

## APPENDIX XXII.—continued.

## 9. TEACHERS IN MISSION SCHOOLS AS AT 30TH JUNE, 1953.

Mission.	European.			Native.			Others.			Total.		
	Males.	Females.	Total.	Males.	Females.	Total.	Males.	Females.	Total.	Males.	Females.	Total.
Assemblies of God in Australia ..	3	4	7	..	..	..	..	..	..	3	4	7
Australian Baptist New Guinea Mission ..	1	..	1	..	..	..	..	..	..	1	..	1
Australian Lutheran Mission ..	2	..	2	32	..	32	..	..	..	34	..	34
Bismarck Archipelago Mission of Seventh Day Adventists ..	7	1	8	108	2	110	..	..	..	116	3	118
Catholic Mission of the Divine Word ..	30	11	41	209	1	210	..	..	..	239	12	251
Catholic Mission of the Holy Ghost ..	4	13	17	303	1	304	..	..	..	307	14	321
Christian Missions in Many Lands East and West Indies Bible Mission ..	1	1	2	..	..	..	..	..	..	1	1	2
Evangelical Lutheran Mission ..	1	1	2	9	..	9	..	..	..	10	1	11
Franciscan Mission ..	5	7	12	60	..	60	..	..	..	65	7	72
Lutheran Mission New Guinea ..	14	3	17	753	23	776	..	..	..	767	26	793
Marist Mission Society ..	26	14	40	162	2	164	..	..	..	188	16	204
Methodist Missionary Society of New Zealand ..	4	10	14	158	1	159	..	..	..	162	11	173
Methodist Overseas Mission (New Guinea District) ..	2	2	4	438	4	442	..	..	..	440	6	446
Methodist Overseas Mission (Papua and New Guinea Highlands) ..	3	1	4	7	..	7	..	..	..	10	1	11
New Guinea Anglican Mission (New Britain District) ..	3	1	4	29	..	29	..	..	..	32	1	33
New Guinea Lutheran Mission (Missouri Synod) ..	1	..	1	10	..	10	..	..	..	11	..	11
New Tribes Mission ..	†	†	†	†	†	†	†	†	†	†	†	†
North-East New Guinea Mission of Seventh Day Adventists ..	3	1	4	114	..	114	..	..	..	117	1	118
Open Brethren Assemblies ..	3	4	7	1	..	1	..	..	..	4	4	8
Sacred Heart Mission, Vunapope ..	12	25	37	442	18	460	2	3	5	456	48	502
South Seas Evangelical Mission ..	1	4	5	..	..	..	..	..	..	1	4	5
	126	103	229	2,853	53	2,897	2	3	5	2,963	158	3,121

\* Details not available. † Returns not available.

## 10. DEPARTMENT OF EDUCATION—DETAILS OF EXPENDITURE 1952-53.

	£	£
Salaries—		
Departmental ..	83,495	
Public Library Services ..	3,312	
		86,807
Contingencies		
Departmental ..	19,805	
Public Library Services ..	1,377	
		21,182
Miscellaneous—		
European ..	28,712	
Asian and Part Native ..	5,893	
Native ..	46,983	
		81,588
Special Services ..		53,783
Technical Training ..		11,056
Total ..		254,416

APPENDIX XXII.—*continued.*

## 11. EDUCATIONAL GRANTS-IN-AID TO MISSIONS FOR YEAR ENDED 30TH JUNE, 1953.

Mission.	General Grant.
	£
Assemblies of God in Australia .. .. .	778
Australian Baptist New Guinea Mission .. .. .	610
Australian Lutheran Mission .. .. .	1,204
Bismarck Archipelago Mission of Seventh Day Adventists .. .. .	1,432
Catholic Mission of the Divine Word .. .. .	4,853
Catholic Mission of the Holy Ghost .. .. .	2,807
East and West Indies Bible Mission .. .. .	368
Evangelical Lutheran Mission .. .. .	233
Franciscan Mission .. .. .	2,122
Lutheran Mission, New Guinea .. .. .	8,622
Marist Mission Society .. .. .	4,852
Methodist Missionary Society of New Zealand .. .. .	1,500
Methodist Overseas Mission (New Guinea District) .. .. .	3,892
Methodist Overseas Mission (Papua and New Guinea Highlands) .. .. .	811
New Guinea Anglican Mission (New Britain District) .. .. .	858
New Guinea Lutheran Mission (Missouri Synod) .. .. .	Do not accept
New Tribes Mission .. .. .	150
North-East New Guinea Mission of Seventh Day Adventists .. .. .	2,483
Open Brethren Assemblies .. .. .	347
Sacred Heart Mission .. .. .	7,213
South Seas Evangelical Mission .. .. .	145
<b>Total .. .. .</b>	<b>45,280</b>
Amount expended on Special School Supplies issued free to Missions .. .. .	5,194
<b>Total Administration Expenditure on Missions .. .. .</b>	<b>50,474</b>

## 12. TOTAL EXPENDITURE ON EDUCATION FOR THE YEAR ENDED 30TH JUNE, 1953.

<i>Administration—</i>	£	£
Education—General .. .. .	184,888	
Public Library Service .. .. .	4,689	
Special Services (including aid to Missions) .. .. .	53,783	
School Buildings .. .. .	21,125	
		264,485
<i>Native Reconstruction Training Scheme—</i>		
Department of Education (including aid to Missions) .. .. .	11,056	
Department of Health .. .. .	15,118	
Department of Agriculture, Stock and Fisheries .. .. .	1,004	
		27,178
Missions (from their own funds) (a) .. .. .	135,133	135,133
<b>Total known Expenditure .. .. .</b>		<b>426,796</b>

(a) For expenditure by individual Missions, see Appendix XXV., Table 2.

## APPENDIX XXIII.

## INTERNATIONAL TREATIES, CONVENTIONS AND OTHER AGREEMENTS.

The Treaties, Conventions and Agreements applying to the Territory at 30th June, 1951, are shown as follows:—

- (i) Appendix XV. to the Annual Report, 1948-49;
- (ii) Appendix XV. to the Annual Report, 1949-50;
- (iii) Page 12 of the Annual Report, 1950-51; and
- (iv) Appendix XXIII. to the Annual Report, 1951-52.

During the year 1952-53 no additional Treaties or Conventions were applied to the Territory.

## APPENDIX XXIV.

## CLIMATIC CONDITIONS.

Place.	Month.	Year.	Maximum Temperature (° F.).	Minimum Temperature (° F.).	Relative Humidity 0900 (%).	Relative Humidity 1500 (%).	Rain (Inches).	Rain (Days).	Prevailing Wind 0900.	Prevailing Wind 1500.
Rabaul	July	1952	87.0	73.7	77	79	6.66	21	S.E.	S.E.
	August	1952	87.5	73.6	78	72	5.72	19	S.E.	E.S.E.
	September	1952	88.9	74.0	78	69	1.92	15	S.E.	S.E.
	October	1952	89.2	74.3	74	69	4.23	18	S.E.	E.S.E.
	November	1952	88.3	73.5	77	71	11.01	19	N.W.	N.W.
	December	1952	87.8	73.1	77	71	6.57	19	S.E.	N.W.
	January	1953	88.4	73.3	78	75	8.67	22	N.W.	N.W.
	February	1953	86.5	73.6	80	74	12.48	21	N.N.W.	N.W.
	March	1953	87.3	73.3	80	75	14.40	22	N.W.	N.W.
	April	1953	87.7	73.5	81	75	13.95	20	S.E.	N.W.
	May	1953	88.3	74.8	72	70	4.10	7	S.E.	S.E.
	June	1953	88.1	75.8	76	67	4.38	9	S.E.	S.E.
Lae	July	1952	82.0	71.8	88	76	20.56	25	W.N.W.	S.E.
	August	1952	81.8	72.2	88	76	14.65	26	W.	E.S.E.
	September	1952	83.2	71.8	85	86	17.00	24	W.N.W.	S.E.
	October	1952	86.2	73.3	75	74	7.37	18	N.W.	S.E.
	November	1952	87.5	73.8	77	73	11.41	23	N.W.	S.E.
	December	1952	87.3	74.0	78	73	33.31	19	N.W.	S.E.
	January	1953	87.9	74.2	79	72	10.37	21	N.W.	S.E.
	February	1953	87.5	74.3	78	69	15.06	19	N.W.	S.E.
	March	1953	87.4	74.8	76	73	9.65	24	N.W.	S.E.
	April	1953	85.3	73.7	78	74	23.48	21	N.W.	S.E.
	May	1953	83.1	72.2	86	74	15.59	23	N.W.	S.E.
	June	1953	82.4	71.9	88	72	17.77	22	N.E.	S.E.
Momote	July	1952	84.7	75.7	79	79	11.94	22	S.E.	S.E.
	August	1952	84.9	75.1	81	80	13.17	28	S.E.	S.S.E.
	September	1952	85.2	75.5	79	77	9.77	28	E.S.E.	S.S.W.
	October	1952	84.9	75.8	81	77	12.93	26	S.S.W.	S.S.E.
	November	1952	86.0	75.7	80	77	7.91	25	W.N.W.	N.W.
	December	1952	85.6	75.2	81	80	13.37	23	N.N.W.	W.N.W.
	January	1953	85.4	75.7	81	78	10.59	23	N.N.W.	N.N.W.
	February	1953	84.5	74.5	82	79	12.04	27	N.	N.N.W.
	March	1953	85.7	75.2	81	81	17.23	22	N.N.W.	N.N.W.
	April	1953	85.6	75.7	82	81	11.56	23	W.S.W.	S.W.
	May	1953	86.2	78.1	77	75	5.50	13	S.S.E.	S.S.E.
	June	1953	84.4	76.2	84	81	20.78	28	E.S.E.	S.E.
Madang	July	1952	85.8	73.1	87	75	8.03	20	W.S.W.	N.E.
	August	1952	85.1	72.8	83	77	5.32	21	W.S.W.	E.
	September	1952	85.5	72.3	79	75	6.78	16	W.S.W.	E.N.E.
	October	1952	86.7	73.1	80	84	13.32	22	W.S.W.	N.E.
	November	1952	86.9	73.2	84	75	16.57	21	W.S.W.	N.E.
	December	1952	86.9	73.4	84	74	10.09	23	S.W.	N.E.
	January	1953	85.7	73.5	86	73	13.55	26	W.S.W.	N.E.
	February	1953	84.0	73.3	80	76	14.36	25	W.S.W.	N.E.
	March	1953	85.8	73.9	86	77	15.95	29	S.W.	N.E.
	April	1953	85.0	73.8	87	75	28.41	27	S.W.	N.E.
	May	1953	85.6	73.9	84	73	7.02	19	S.S.W.	E.
	June	1953	86.0	74.0	88	68	5.07	9	W.S.W.	E.N.E.



## APPENDIX XXV.

## RELIGIOUS MISSIONS.

## 1. RELIGIOUS MISSIONS OPERATING IN THE TERRITORY AT 30TH JUNE, 1953.

Same of Mission.	Index Letter.	Head-quarters.	District of Operation.	No. of Non-Indigenous Missionaries.	Estimated No. of Adherents.
Assemblies of God in Australia ..	A	Maprik ..	Sepik .. .. .	10	4,000
Australian Lutheran Mission ..	B	Rooke Island	Morobe .. .. .	6	5,000
Australian Baptist New Guinea Mission	C	Baiyer River	Western Highlands and Sepik	23	*
Bismarck Archipelago Mission of Seventh Day Adventists	D	Rabaul ..	New Britain, New Ireland, Bougainville	23	3,800
Catholic Mission of the Divine Word	E	Wewak ..	Sepik, Eastern and Western Highlands	69	36,500
Catholic Mission of the Holy Ghost	F	Alexishafen..	Madang, Eastern and Western Highlands	108	59,750
Catholic Mission of the Most Sacred Heart of Jesus	G	Kokopo ..	New Britain, New Ireland, Manus	204	77,000
Christian Missions in Many Lands	H	.. ..	Sepik .. .. .	8	1,000
East and West Indies Bible Mission	I	Mt. Hagen ..	Western Highlands ..	8	3,500
Evangelical Lutheran Mission ..	J	Lorengau ..	Manus .. .. .	2	2,000
Franciscan Mission .. ..	K	Aitape ..	Sepik .. .. .	25	8,000
Lutheran Mission New Guinea ..	L	Lae ..	Morobe, Madang, Eastern and Western Highlands	96	121,400
Marist Mission Society ..	M	Tsigure ..	Bougainville .. ..	86	34,500
New Guinea Anglican Mission (New Britain District)	N	Madang, Arawe	Madang, New Britain ..	3	3,000
Methodist Missionary Society of New Zealand	P	Buin ..	Bougainville .. ..	26	7,600
Methodist Overseas Mission (New Guinea District)	O	Rabaul ..	New Britain, New Ireland ..	24	43,600
†Methodist Overseas Mission (Papua and New Guinea Highlands)	..	.. ..	.. .. .	..	..
New Guinea Lutheran Mission (Missouri Synod)	Q	Wabag ..	Western Highlands ..	9	12,000
New Tribes Mission .. ..	R	Otibanda ..	Morobe .. .. .	4	..
North East New Guinea Mission of Seventh Day Adventists	T	Goroka ..	Morobe, Eastern and Western Highlands	24	7,600
North-West New Guinea Mission of Seventh Day Adventists	S	Wewak ..	Sepik .. .. .	2	2,500
†Open Brethren Assemblies ..	..	.. ..	.. .. .	..	..
South Seas Evangelical Mission	U	Wewak ..	Sepik .. .. .	9	2,000
Total .. ..				769	438,750

\* 4,000 people in regular contact.

† Particulars not available.

## 2. NATIONALITIES OF NON-INDIGENOUS MISSIONARIES AS AT 30TH JUNE, 1953.

	A	B	C	D	E	F	G	H	I	J	K	L	M	N	O	P	Q	R	S	T	U	Total.
Australian .. .. .	10	6	20	16	1	10	116	5	3	..	16	26	9	3	24	..	2	2	2	24	5	300
Austrian .. .. .	..	..	..	..	4	5	7	..	..	..	..	..	..	..	..	..	..	..	..	..	..	16
British .. .. .	..	..	..	..	..	..	..	..	1	..	1	..	3	..	..	18	..	..	..	..	2	25
Canadian .. .. .	..	..	..	..	..	..	..	..	..	..	..	3	3	..	..	..	..	..	..	..	..	8
Czechoslovakian .. .. .	..	..	..	..	..	2	..	..	..	..	..	..	..	..	..	..	..	..	..	..	..	2
Dutch .. .. .	..	..	..	..	13	11	8	..	..	1	..	..	..	..	..	..	..	..	..	..	..	33
French .. .. .	..	..	..	..	1	..	3	..	..	..	..	9	..	..	..	..	..	..	..	..	..	13
German .. .. .	..	..	..	..	24	42	39	..	..	..	..	24	12	..	..	..	..	..	..	..	1	142
Irish .. .. .	..	..	..	..	..	..	12	..	..	..	..	2	..	..	..	..	..	..	..	..	..	14
Italian .. .. .	..	..	..	..	..	..	1	..	..	..	6	..	..	..	..	..	..	..	..	..	..	7
Luxembourgesse .. .. .	..	..	..	..	..	..	..	..	..	..	..	2	..	..	..	..	..	..	..	..	..	2
Polish .. .. .	..	..	..	..	5	2	..	..	..	..	..	..	..	..	..	..	..	..	..	..	..	7
Swiss .. .. .	..	..	..	..	..	2	..	..	..	..	..	..	..	..	..	..	..	..	..	..	..	2
United States of America .. .. .	..	..	..	..	21	30	16	2	4	1	2	43	43	..	..	..	7	2	..	..	1	172
New Zealand .. .. .	..	..	3	..	..	..	..	1	..	..	..	3	..	..	8	..	..	..	..	..	..	15
Other .. .. .	..	..	..	7	..	4	2	..	..	..	..	..	..	..	..	..	..	..	..	..	..	13
Total .. .. .	10	6	23	23	69	108	204	8	8	2	25	96	86	3	24	26	9	4	2	24	9	769

## APPENDIX XXV.—continued.

## 3. MEDICAL AND EDUCATIONAL ACTIVITIES OF RELIGIOUS MISSIONS DURING THE YEAR ENDED 30TH JUNE, 1953.

Mission	Medical Activity.			Educational Activity.					
	Expenditure.			Number of Schools.	Number of Pupils.	Number of Teachers.	Expenditure.		
	Aid by Administration.	From own Funds.	Total.				Aid by Administration.	From own Funds.	Total.
£	£	£				£	£	£	
Assemblies of God in Australia ..	..	25	25	6	302	7	778	560	1,338
Australian Baptist New Guinea Mission ..	4,144	4,423	8,567	2	50	1	610	575	1,185
Australian Lutheran Mission ..	1,316	1,600	2,916	27	891	34	1,204	(a)	1,204
Bismarck Archipelago Mission of Seventh Day Adventists ..	894	4,267	5,161	97	1,860	118	1,432	8,058	10,000
Catholic Mission of the Divine Word ..	..	(a)	..	221	10,740	251	4,853	25,000	30,733
Catholic Mission of the Holy Ghost ..	456	8,806	9,262	292	8,487	321	2,907	8,790	11,697
Catholic Mission of the Most Sacred Heart of Jesus ..	0,001	8,421	14,512	399	16,892	502	7,213	45,246	52,458
Christian Missions in Many Lands ..	27	36	63	4	203	(a)	..	58	58
East and West Indies Bible Mission ..	326	50	376	1	89	2	308	50	418
Evangelical Lutheran Mission ..	..	(a)	..	..	215	11	233	(a)	233
Franciscan Mission ..	1,610	950	2,560	42	3,100	72	2,122	6,860	8,982
Lutheran Mission, New Guinea ..	6,128	12,590	18,718	743	24,212	793	8,622	14,000	23,222
Marist Mission Society ..	6,727	7,900	14,627	138	3,655	204	4,852	14,100	18,952
Methodist Missionary Society of New Zealand ..	2,485	2,065	4,550	118	1,314	173	1,500	4,892	6,192
Methodist Overseas Mission (New Guinea District) ..	3,888	1,100	4,988	416	9,117	446	3,892	3,030	6,922
Methodist Overseas Mission (Papua and New Guinea Highlands) ..	..	..	..	2	224	11	811	(a)	811
New Guinea Anglican Mission (New Britain District) ..	310	(a)	310	12	430	33	858	(a)	858
New Guinea Lutheran Mission (Missouri Synod) ..	45	1,430	1,475	10	280	11	..	1,940	1,940
New Tribes Mission ..	..	..	..	..	..	..	150	(a)	150
North-East New Guinea Mission of Seventh Day Adventists ..	1,075	15,867	16,942	98	1,914	118	2,483	(a)	2,483
Open Brethren Assemblies ..	..	..	..	3	236	6	347	(a)	347
South Seas Evangelical Mission ..	518	50	566	5	225	5	145	75	220
Total .. .. .	36,036	69,580	105,616	2,643	83,506	3,121	45,280	195,133	160,413

(a) Information not available.

## APPENDIX XXVI.

## INDEX.

REFERENCES ARE TO QUESTIONS IN THE QUESTIONNAIRE OF THE TRUSTEESHIP COUNCIL (DOCUMENT T/1010).

Question.	Page.	Question.	Page.	Question.	Page.	Question.	Page.
1 .. ..	9	49 .. ..	38	97.. ..	63	144.. ..	81
2 .. ..	13	50 .. ..	39	98.. ..	63	145.. ..	81
3 .. ..	16	51 .. ..	43	99.. ..	64	146.. ..	81
4 .. ..	16	52 .. ..	43	100.. ..	65	147.. ..	82
5 .. ..	17	53 .. ..	43	101.. ..	66	148.. ..	82
6 .. ..	17	54 .. ..	43	102.. ..	67	149.. ..	82
7 .. ..	17	55 .. ..	45	103.. ..	67	150.. ..	82
8 .. ..	18	56 .. ..	47	104.. ..	67	151.. ..	83
9 .. ..	18	57 .. ..	47	105.. ..	67	152.. ..	85
10 .. ..	18	58 .. ..	48	106.. ..	67	153.. ..	86
11 .. ..	17, 20, 35	59 .. ..	64	107.. ..	67	154.. ..	87
12 .. ..	18	60 .. ..	64	108.. ..	67	155.. ..	87
13 .. ..	19	61 .. ..	..	109.. ..	67	156.. ..	87
14 .. ..	20	62 .. ..	52	110.. ..	67	157.. ..	87
15 .. ..	20	63 .. ..	55	111.. ..	68	158.. ..	87
16 .. ..	20	64 .. ..	55	112.. ..	68	159.. ..	87
17 .. ..	20	65 .. ..	56	113.. ..	68	160.. ..	88
18 .. ..	20	66 .. ..	57	114.. ..	69	161.. ..	88
19 .. ..	22	67 .. ..	57	115.. ..	23, 77	162.. ..	88
20 .. ..	21	68 .. ..	58	116.. ..	69	163.. ..	88
21 .. ..	23	69 .. ..	58	117.. ..	69	164.. ..	89
22 .. ..	29	70 .. ..	59	118.. ..	71	165.. ..	89
23 .. ..	31	71 .. ..	59	119.. ..	70	166.. ..	89
24 .. ..	31	72 .. ..	59	120.. ..	67	167.. ..	89
25 .. ..	31	73 .. ..	59	121.. ..	..	168.. ..	89
26 .. ..	32, 33	74 .. ..	59	122.. ..	74	169.. ..	90
27 .. ..	33	75 .. ..	59	123.. ..	74	170.. ..	90
28 .. ..	34	76 .. ..	61	124.. ..	75	171.. ..	90
29 .. ..	34	77 .. ..	60	125.. ..	75	172.. ..	90
30 .. ..	35	78 .. ..	61	126.. ..	75	173.. ..	91
31 .. ..	36	79 .. ..	61	127.. ..	75	174.. ..	91
32 .. ..	36	80 .. ..	61	128.. ..	76	175.. ..	91
33 .. ..	35	81 .. ..	61	129.. ..	76	176.. ..	92
34 .. ..	35	82 .. ..	61	130.. ..	76	177.. ..	92
35 .. ..	36	83 .. ..	61	131.. ..	77	178.. ..	92
36 .. ..	36	84 .. ..	62	132.. ..	77	179.. ..	92
37 .. ..	36	85 .. ..	62	133.. ..	78	180.. ..	93
38 .. ..	36	86 .. ..	62	134.. ..	78	181.. ..	93
39 .. ..	36	87 .. ..	62	135.. ..	78	182.. ..	93
40 .. ..	36	88 .. ..	62	136.. ..	79	183.. ..	93
41 .. ..	36	89 .. ..	62	137.. ..	79	184.. ..	62
42 .. ..	36	90 .. ..	62	138.. ..	79	185.. ..	92
43 .. ..	37	91 .. ..	62	139.. ..	79	186.. ..	86
44 .. ..	37	92 .. ..	63	140.. ..	79	187.. ..	93
45 .. ..	37	93 .. ..	63	141.. ..	80	188.. ..	93
46 .. ..	38	94 .. ..	63	142.. ..	80	189.. ..	94
47 .. ..	38	95 .. ..	63	143.. ..	81	190.. ..	100
48 .. ..	38	96 .. ..	63				