



**Executive Board
of the
United Nations
Development Programme
and of the
United Nations
Population Fund**

Distr.
GENERAL

DP/1997/16/Add.5
18 April 1997

ORIGINAL: ENGLISH

Annual session 1997
13-23 May 1997, New York
Item 8 of the provisional agenda

ANNUAL REPORT OF THE ADMINISTRATOR FOR 1996 AND RELATED MATTERS

STATISTICAL ANNEX

CONTENTS

	<u>Page</u>
List of abbreviations	3
Table 1. Total income received from governments and other contributors, 1995-1996	5
Chart 1. Total expenditures on field programme activities, 1982-1996.....	7
Chart 2. Core resources: expenditures on field programme activities, 1982-1996.....	8
Chart 3. Funds and programmes administered by UNDP: expenditures, 1982-1996.....	9
Table 2. UNDP at a glance, the ten-year record, 1987-1996.....	10
Table 3. Field programme expenditures by source of funds, region and expenditure component, 1995 and 1996.....	12
Table 4. Programme expenditures by country and by UNDP account, 1995 and 1996.....	13
Table 5 (a). Funds and programmes administered by UNDP: expenditures by country or area, 1996.....	18
Table 5 (b). Breakdown of expenditures by country or area of other funds (column 13 of table 5(a), 1996.....	22
Table 6. Funds and programmes administered by UNDP: expenditures by executing agencies and by country or area, 1996.....	26

ABBREVIATIONS

ADAB	Australian Development Assistance Bureau
AfDB	African Development Bank
AFESD	Arab Fund for Economic and Social Development
AOS	Administrative and Operational Services
AsDB	Asian Development Bank
ATMS	Africa Training and Management Services
BPPS	Bureau for Policy and Programme Support
CARERE	Cambodia Rehabilitation and Reintegration Programme
CDAP	Comprehensive Disabled Afghans Programme
CIDA	Canadian International Development Agency
COHRED	Council on Health Research and Development
DEVNET	Development Network
EBRD	European Bank for Reconstruction and Development
ECA	Economic Commission for Africa
ECE	Economic Commission for Europe
ECLAC	Economic Commission for Latin American and the Caribbean
ESCAP	Economic and Social Commission for Asia and the Pacific
ESCWA	Economic and Social Commission for Western Asia
FAO	Food and Agriculture Organization of the United Nations
FMLN	Frente Farabundo Martí para la Liberación Nacional
GCCC	Government cash counterpart contribution
GEF	Global Environment Facility
GVT	Government
IAEA	International Atomic Energy Agency
ICAO	International Civil Aviation Organization
IDA	International Development Association
IDB	Inter-American Development Bank
IFC	International Finance Corporation
ILO	International Labour Organization
IMF	International Monetary Fund
IMPACT	International Initiative Against Avoidable Disablement
IMO	International Maritime Organization
IPF	Indicative planning figure
ITC	International Trade Centre

ITU	International Telecommunication Union
LIFE	Local Initiative Facility for Urban Environment
NATCAP	National Technical Cooperation Assessment and Programme Activities
NEX	National execution
NGO	Non-governmental organization
OPS	Office for Project Services
PPB	Pilot Programme Brazil
SIS	Special Industrial Services
SMF/LDC	Special Measures Fund for the Least Developed Countries
SPR	Special Programme Resources
TIPS	Trust Fund for Technological Information Pilot System
TSS	Technical support services
UN	United Nations
UNCDF	United Nations Capital Development Fund
UNDIESA	United Nations Department of International Economic and Social Affairs
UNDPI	United Nations Department of Public Information
UNOFS	United Nations Office of Financial Services
UNCED	United Nations Conference on Environment and Development
UNCHS	United Nations Centre for Human Settlements (HABITAT)
UNCTAD	United Nations Conference on Trade and Development
UNDP	United Nations Development Programme
UNETPSA	United Nations Educational and Training Program for Southern Africa
UNESCO	United Nations Educational, Scientific and Cultural Organization
UNFSTD	United Nations Fund for Science and Technology for Development
UNICEF	United Nations Children's Fund
UNIDO	United Nations Industrial Development Organization
UNIFEM	United Nations Development Fund for Women
UNITAR	United Nations Institute for Training and Research
UNRFNRE	United Nations Revolving Fund for Natural Resources Exploration
UNROB	United Nations Special Relief Office in Bangladesh
UNSO	United Nations Sudano-Sahelian Office
UNV	United Nations Volunteers
UPU	Universal Postal Union
WB	World Bank
WHO	World Health Organization
WIPO	World Intellectual Property Organization
WMO	World Meteorological Organization
WTO	World Tourism Organization

Table 1. Total income received from Governments and other contributors, 1995-1996
(United States dollars)

	1995	1996
UNDP		
Voluntary pledges received ^{a/}	899 626 345	847 951 596
Special Measures Fund for the Least Developed Countries	8 631	6 392
Cost-sharing contributions	600 971 688	800 831 205
Government cash counterpart contributions	8 064 302	9 981 194
Contributions to local office costs ^{a/}	19 396 288	19 308 541
Extrabudgetary activities	9 212 296	19 220 692
Trust funds established by the Administrator, excluding GEF	158 375 436	215 102 453
GEF Trust Fund	56 115 310	60 465 969
Subtotal:	1 751 770 296	1 972 868 042
MANAGEMENT SERVICE AGREEMENTS		
Subtotal:	127 844 304	162 840 068
	127 844 304	162 840 068
UNCDF		
Voluntary pledges received	30 572 795	34 759 884
Sub-trust funds	3 789 859	-
Cost-sharing	20 279	223 235
Subtotal:	34 382 933	34 983 119
UNRFNRE		
Voluntary pledges received	1 300 000	1 338 829
Sub-trust funds	-	-
Cost-sharing	-	-
Subtotal:	1 300 000	1 338 829
UNSO		
Voluntary pledges received	(30 938)	-
Sub-trust funds	50 812	(317 883)
Cost-sharing	2 496 841	3 235 695
Management services	-	(242 143)
Subtotal:	2 516 715	2 675 669
UNSO (New mandate)		
Voluntary pledges received	93 308	893 119
Sub-trust funds	789 952	2 598 376
Cost-sharing	-	1 731 955
Management services	74 074	173 115
Subtotal:	957 334	5 396 565

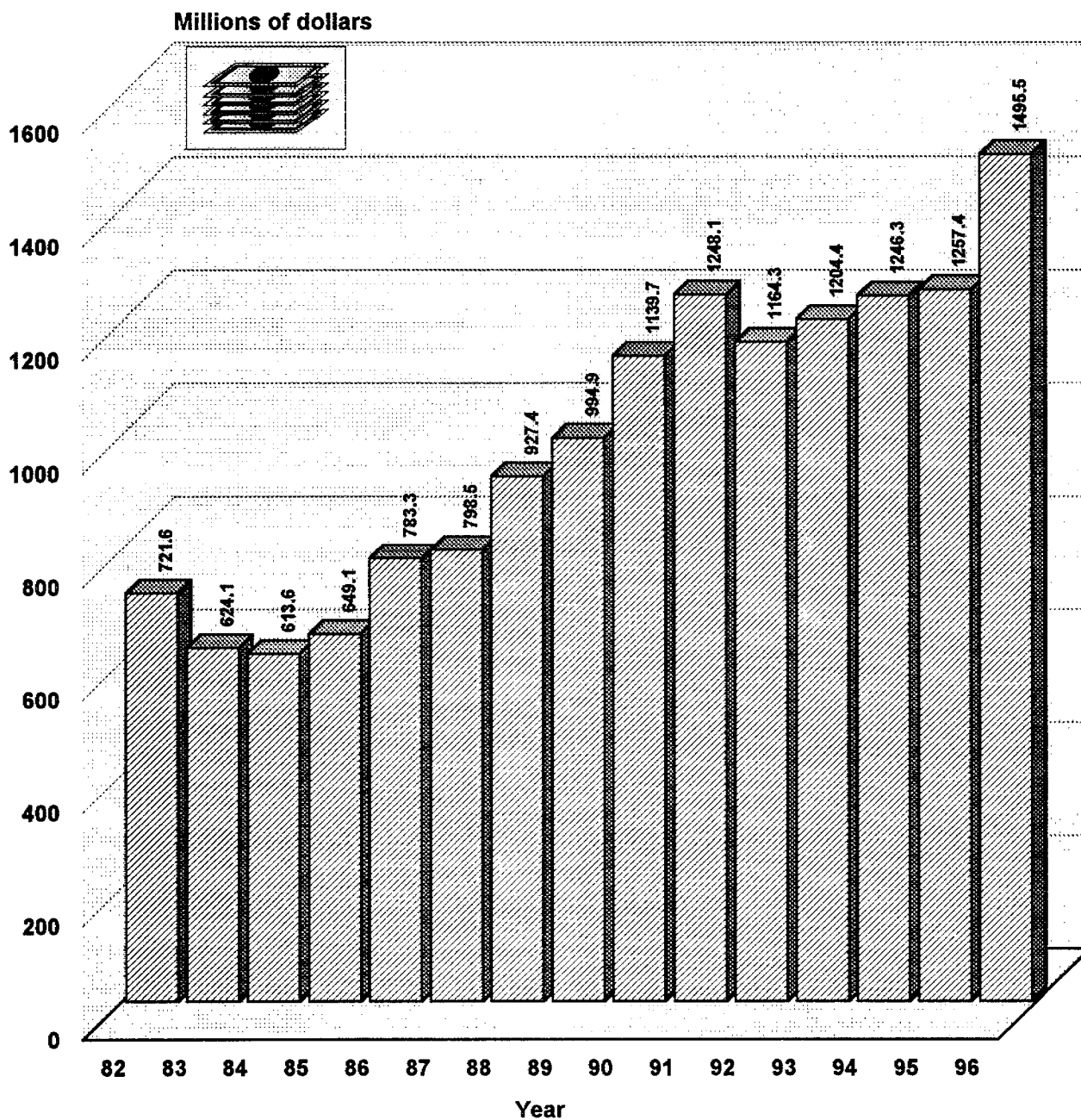
Table 1 (continued)

	1995	1996
UNV		
Voluntary pledges received	1 844 396	5 004 563
Sub-trust funds	9 880 596	8 161 249
Subtotal:	11 724 992	13 165 812
UNFSTD		
Voluntary pledges received	63 120	98 977
Sub-trust funds	(70 380)	-
Cost-sharing	-	44 002
Subtotal:	(7 260)	142 979
UNIFEM		
Voluntary pledges received	15 016 109	13 113 733
Sub-trust funds	223 183	419 901
Cost-sharing	4 499 742	2 996 600
Management services	(16 197)	-
Subtotal:	19 722 837	16 530 234
UNDP ENERGY ACCOUNT		
Voluntary pledges received	-	-
Sub-trust funds	32 000	-
Cost-sharing	1 744 652	907 843
Subtotal:	1 776 652	907 843
UNDP STUDY PROGRAMME		
Voluntary pledges received	210 000	30 000
Subtotal:	210 000	30 000
TOTAL	1 952 198 803	2 210 879 160

^{a/} Amounts received after applying an accounting linkage between voluntary contributions and local office costs of \$3,585,063 and \$6,879,975 for 1995 and 1996, respectively.

Source: Treasury Section, Contributions Unit, Bureau for Finance and Administration, UNDP.

Chart 1. UNDP: Total expenditures on field programme activities, 1982-1996



Note: Total UNDP expenditure on field programme activities is the sum of expenditures from core resources and administered funds.

Chart 2. Core resources: expenditures on field programme activities, 1982-1996

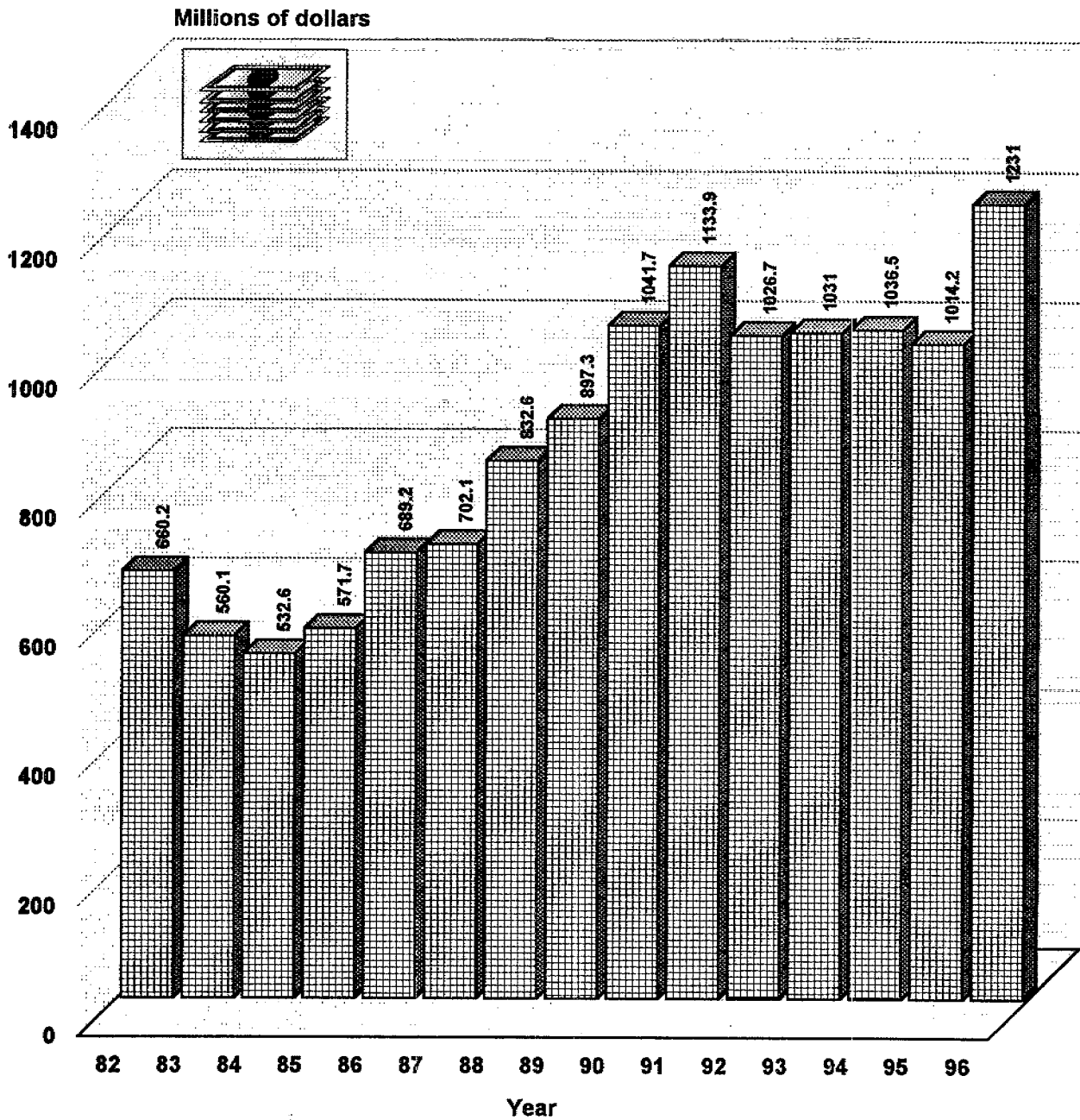


Chart 3. Funds and programmes administered by UNDP: expenditures, 1982-1996

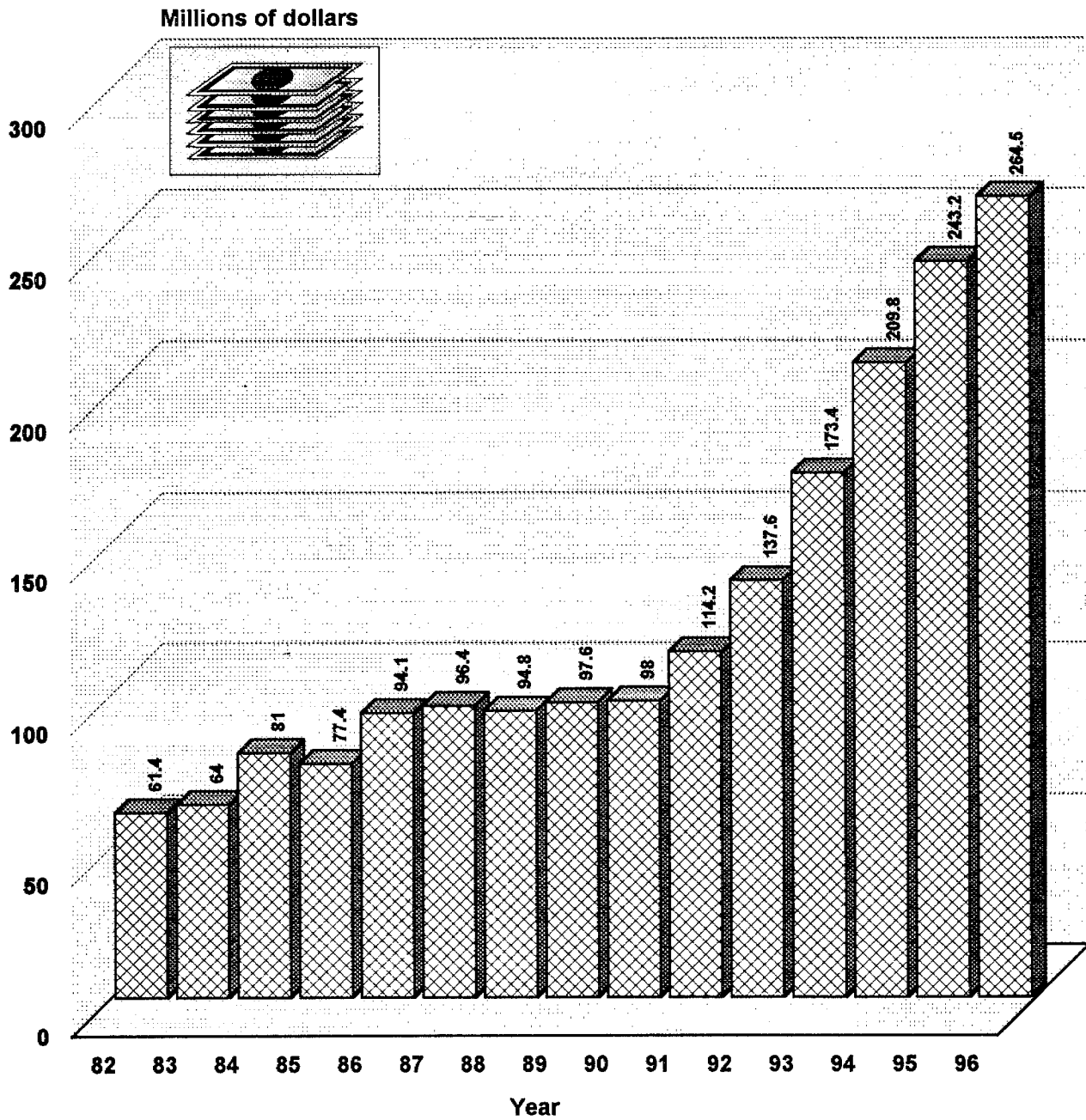


Table 2. UNDP at a glance, the ten-year record, 1987-1996
(millions of United States dollars)

	1987	1988	1989	1990	1991	1992	1993	1994	1995	1996
PROGRAMME FINANCING: 1987-1996										
Voluntary contributions pledged	865.3	945.2	947.5	1 041.8	1 030.2	1 079.4	901.1	967.4	904.2	849.3
Income										
Voluntary contributions	880.7	931.0	932.5	1 001.5	948.9	1 177.9	890.9	928.4	899.8	847.9
Cost-sharing	118.0	115.1	118.4	169.2	218.8	293.8	375.9	596.4	601.0	800.8
Other contributions	26.3	24.7	24.3	16.6	10.6	11.3	12.3	10.5	8.1	10.0
Miscellaneous	171.3	92.3	78.7	174.3	61.6	45.3	71.6	106.5	115.6	100.4
Total income	1 196.3	1 163.1	1 153.9	1 361.6	1 299.9	1 528.3	1 350.7	1 641.8	1 624.5	1 759.1
Expenditures										
Programme expenditures	700.3	832.6	903.4	1 043.2	1 133.9	1 026.7	1 031.0	1 036.5	1 014.2	1 231.0
Programme and agency support costs	82.5	102.4	105.5	118.0	136.8	125.5	93.4	82.9	59.5	53.3
Programme support and development activities	7.3	10.5	13.0	17.5	21.4	30.3	33.3	35.4	41.2	42.7
Support to United Nations operational activities	25.8	28.2	33.1	37.9	43.6	43.5	45.8	41.9	46.6	45.4
Biennial budget ^{a/}	118.5	135.8	151.2	171.9	203.4	194.0	200.7	192.6	217.2	214.9
Total expenditures	934.4	1 109.5	1 206.2	1 388.5	1 539.1	1 420.0	1 404.2	1 389.3	1 378.7	1 587.3
United Nations	85.0	94.0	101.7	117.7	117.2	85.4	61.7	49.2	33.5	31.9
ILO	48.6	57.3	61.3	67.0	75.0	66.8	51.5	34.1	26.0	18.2
FAO	128.4	155.0	165.3	176.0	173.1	129.3	94.7	68.2	48.9	33.3
UNESCO	27.4	30.7	31.8	32.9	32.5	21.8	18.0	9.7	10.9	8.5
WHO	18.6	20.2	20.2	24.9	25.8	20.9	15.5	14.2	13.9	11.3
ICAO	29.4	37.5	35.2	32.4	30.9	25.2	18.0	33.9	41.1	36.4
WMO	10.1	13.1	15.1	16.8	15.6	12.0	7.3	2.7	1.6	1.2
IAEA	2.2	2.9	2.9	2.7	1.5	0.5	1.0	1.3	1.3	1.0
IMO	5.2	5.7	5.9	5.4	5.5	3.5	2.7	0.8	0.4	0.0
ITU	22.4	22.1	26.3	27.2	25.0	13.8	7.3	4.4	4.6	3.2
UNDP	63.7	79.5	89.0	121.2	175.5	173.6	167.4	136.6	1.1	0.3
UNOPS ^{d/}	-	-	-	-	-	-	-	-	137.3	162.9
UNIDO	69.4	76.7	79.2	94.3	76.1	57.1	43.0	27.2	20.4	18.9
UNCTAD	8.2	8.9	14.7	16.8	13.8	9.9	9.0	8.8	5.4	4.0

Table 2 (continued)

	1987	1988	1989	1990	1991	1992	1993	1994	1995	1996
UPU	1.6	2.1	2.5	3.1	2.7	2.2	1.4	0.6	0.2	0.4
WORLD BANK	49.2	56.3	57.5	73.7	76.0	63.7	45.5	34.5	23.5	11.6
EBRD	-	-	-	-	-	-	0.4	0.7	0.2	0.0
IDB	-	-	-	-	-	-	-	-	-	0.0
AFDB	0.5	1.0	2.4	1.2	1.3	0.3	0.2	0.3	0.4	0.1
AsDB	7.3	6.9	8.7	11.4	9.2	7.4	4.9	4.8	2.1	0.0
AFESD	-	-	-	1.5	1.3	1.2	-	3.9	0.8	0.6
ECA	6.4	6.5	7.4	8.0	11.1	10.7	3.0	(1.9)	0.3	0.8
ESCWA	0.6	0.2	0.2	-	0.1	0.3	0.1	0.1	0.1	0.1
ESCAP	5.5	6.7	9.9	7.7	10.7	4.6	1.1	2.6	1.5	2.5
ECLAC	1.6	1.9	2.5	1.9	1.4	0.9	0.8	0.5	0.4	0.3
UNV	8.0	9.5	12.0	14.0	15.7	16.4	14.6	10.1	10.1	10.1
National execution	66.9	94.7	98.2	125.4	172.7	236.0	406.1	545.1	586.3	840.2
UNCHS	13.1	16.0	14.2	20.6	18.5	23.9	21.9	19.0	20.6	15.1
WIPO	2.3	3.0	3.3	2.8	2.5	1.2	1.4	2.0	1.5	0.6
WTO	1.6	1.5	3.0	2.6	2.7	2.5	1.7	1.9	1.8	1.5
ECE	0.2	0.3	0.4	0.5	0.6	0.1	0.1	0.1	0.4	0.9
ITC	9.2	12.5	14.8	17.3	15.7	8.7	5.2	4.9	3.6	2.8
IFC	-	-	-	8.0	10.3	9.3	8.3	5.9	3.4	1.0
IMF	-	-	-	1.3	2.7	5.2	4.7	1.9	3.8	4.0
UNITAR	-	-	-	-	-	-	-	1.4	0.1	0.0
NGO (DEVNET)	-	-	-	-	-	-	-	-	0.1	0.3
Subtotal ^{d/}	682.6	822.7	885.6	1 036.3	1 122.7	1 014.4	1 018.5	1 029.5	1 007.6	1 224.0
GCCC	9.5	9.9	11.7	9.7	10.3	12.4	12.5	7.0	6.6	7.0
Field programme activities (Subtotal + GCCC)	702.1	832.6	897.3	1 046.0	1 133.0	1 026.8	1 031.0	1 036.5	1 014.2	1 231.0

Note: The data for 1996 do not include information on the Reserve for Field Accommodation. In prior years, income/expenditure under this category was subsumed in one or more of the income/expenditure lines.

^{a/} Activities relating to core and cost-sharing programmes and reimbursement for services provided.

^{b/} Includes expenditure for TSS and IPF sub-line.

^{c/} In 1994 and prior years, expenditures incurred by UNOPS were grouped with those of UNDP.

^{d/} Data covers expenditures financed under IPF, SPR, SMC/LDC, SIS and cost-sharing.

Table 3. Field programme expenditures by source of funds,
region and expenditure component, 1995-1996 ^{a/}
 (millions of United States dollars)

A. By source of funds	Expenditure		Net change 1996 - 1995	Percentage change 1996 /1995
	1995	1996		
IPF	432.8	475.8	43.0	9.9
TSS-1	12.4	11.9	(0.5)	(4.0)
TSS-2	7.6	8.2	0.6	7.9
AOS (IPF sub-line)	1.6	4.9	3.3	206.3
SPR	40.5	47.5	7.0	17.3
SIS	3.7	3.3	(0.4)	(10.8)
SMF/LDC	2.0	0.7	(1.3)	(65.0)
Add-on	3.3	4.7	1.4	42.4
UNDP total (by source of funds):	503.9	557.0	53.1	10.5
Cost-sharing	503.7	667.0	163.3	32.4
GCCC	6.6	7.0	0.4	6.1
Total (UNDP + cost-sharing + GCCC)	1 014.2	1 231.0	216.8	21.4
B. By region	Expenditure		Percentage share	
	1995	1996	1995	1996
Africa	195.9	256.5	19.4	21.0
Asia and the Pacific	214.0	202.1	21.2	16.5
Latin America and the Caribbean	457.3	614.6	45.4	50.2
Arab States	64.4	61.0	6.4	5.0
Europe	26.0	44.2	2.6	3.6
Global and interregional	50.0	46.6	5.0	3.7
Sub-total (by region):	1 007.6	1 224.0	100.0	100.0
GCCC (all regions)	6.6	7.0		
Total (Subtotal + GCCC)	1 014.2	1 231.0		
C. By expenditure component	Expenditure		Percentage share	
	1995	1996	1995	1996
International experts	468.2	425.6	46.5	34.8
Equipment	160.3	217.0	15.9	17.7
Subcontracts	196.4	304.5	19.5	24.9
Training (fellowships)	97.6	190.6	9.7	15.6
Miscellaneous	63.5	61.1	6.3	5.0
TSS-1	12.4	11.9	1.2	1.0
TSS-2	7.6	8.3	0.8	0.7
AOS (IPF sub-line)	1.6	5.0	0.2	0.4
Subtotal (by expenditure component):	1 007.6	1 224.0	100.0	100.0
GCCC	6.6	7.0		
Total (Subtotal + GCCC)	1 014.2	1 231.0		

^{a/} Includes expenditure for TSS and IPF sub-line.

Table 4. Programme expenditures by country and by UNDP account, 1995-1996 ^{a/}
(thousands of United States dollars)

Country	Total programme expenditures		Cost-sharing ^{b/} (included in the total programme expenditures)			
	1995	1996	Government		Third-party	
			1995	1996	1995	1996
COUNTRY PROJECTS						
Africa						
ANC	152	36	-	-	-	-
Angola	2 623	3 786	-	-	359	35
Benin	1 855	4 314	-	-	72	183
Botswana	3 360	3 277	1 709	4 887	50	-
Burkina Faso	7 574	6 075	-	-	-	-
Burundi	3 686	4 562	11	(3)	(23)	(18)
Cameroon	1 945	582	101	-	85	112
Cape Verde	868	684	-	-	17	-
Central African Republic	2 190	2 735	-	-	-	-
Chad	5 032	5 293	13	-	1 946	33
Comoros	552	1 830	216	243	19	379
Congo	726	414	25	32	18	-
Côte d'Ivoire	1 212	1 026	-	796	-	-
Equatorial Guinea	1 626	1 177	-	-	196	142
Eritrea	3 532	7 945	-	-	248	201
Ethiopia	7 769	37 871	-	-	1 237	952
Gabon	500	633	489	(152)	-	-
Gambia	1 822	2 325	(4)	-	210	440
Ghana	3 286	4 470	-	17	54	186
Guinea	4 084	2 981	(9)	25	-	-
Guinea-Bissau	2 655	1 953	-	-	-	2
Kenya	4 192	1 388	-	-	736	80
Lesotho	2 636	4 340	128	56	19	145
Liberia	2 904	3 549	66	-	811	1 304
Madagascar	5 379	5 262	274	17	-	-
Malawi	7 791	10 171	-	-	49	472
Mali	6 674	8 871	-	-	314	551
Mauritania	3 148	2 633	-	-	-	-
Mauritius	573	568	-	-	-	-
Mozambique	12 448	10 487	-	-	3 190	1 343
Namibia	2 377	1 317	-	113	-	-
National Liberation Movements	885	1 290	-	-	-	-
Niger	4 013	3 488	-	-	276	396
Nigeria	7 736	24 952	115	984	-	-
Pan Africanist Congress of Azania	156	-	-	-	-	-
Rwanda	10 372	9 154	-	-	5 299	4 086
Sao Tome and Principe	1 286	1 109	15	20	75	-
Senegal	2 979	1 924	-	-	73	-
Seychelles	225	224	-	-	-	-
Sierra Leone	6 039	7 277	118	2	142	-

Table 4 (continued)

Country	Total programme expenditures		Cost-sharing ^{b/} (included in the total programme expenditures)			
	1995	1996	Government		Third-party	
			1995	1996	1995	1996
South Africa	94	806	-	-	65	-
Swaziland	818	855	-	-	-	72
Togo	2 828	3 232	35	97	-	-
Uganda	6 528	17 925	18	-	99	7 441
United Republic of Tanzania	16 506	9 736	-	-	94	142
Zaire	7 594	9 411	-	-	-	-
Zambia	3 514	6 241	136	-	238	533
Zimbabwe	2 170	2 352	2	81	-	-
Subtotal (Africa):	178 914	242 501	3 458	7 195	15 968	19 172
Arab States						
Algeria	638	544	68	207	-	(334)
Bahrain	185	191	132	4	-	69
Djibouti	803	995	-	-	62	18
Egypt	9 364	8 650	3 126	6 438	284	232
Iraq	1 835	588	6	-	485	5
Jordan	395	593	58	165	-	-
Kuwait	3 722	1 708	3 753	1 836	-	(65)
Lebanon	4 895	5 859	1 573	1 301	359	189
Libyan Arab Jamahiriya	2 139	1 860	2 872	1 201	-	-
Morocco	2 714	3 591	834	788	-	-
Oman	21	-	30	-	-	-
Qatar	586	280	740	99	-	51
Saudi Arabia	5 074	4 807	5 603	6 028	-	-
Somalia	11 856	9 474	350	148	1 668	2 052
Sudan	5 142	5 245	-	-	81	246
Syrian Arab Republic	2 732	2 296	739	148	-	288
Tunisia	1 767	1 531	581	369	-	76
United Arab Emirates	2 744	2 365	2 814	2 339	46	46
Yemen	2 660	5 801	37	13	508	1 081
Subtotal (Arab States):	59 272	56 176	23 316	20 880	3 491	3 954
Asia and the Pacific						
Afghanistan	13 886	18 394	-	-	627	76
Bangladesh	11 298	7 732	-	-	122	1 799
Bhutan	1 555	2 409	-	-	-	80
Brunei Darussalam	10	-	-	-	-	-
Cambodia	22 084	23 742	-	77	3 024	5 547
China	34 018	24 638	4 633	2 019	525	189
Cook Islands	199	(196)	-	-	-	-
Democratic People's Republic of Korea	3 858	3 683	-	-	-	-
Fiji	118	97	13	-	-	-
India	19 299	18 657	180	278	2	122

Table 4 (continued)

Country	Total programme expenditures		Cost-sharing ^{b/} (included in the total programme expenditures)			
	1995	1996	Government		Third-party	
			1995	1996	1995	1996
Indonesia	12 236	11 645	1 548	2 485	307	301
Iran (Islamic Republic of)	974	2 286	637	380	-	-
Kiribati	302	246	-	-	-	-
Lao People's Democratic Republic	4 726	8 986	-	-	69	380
Macao	9	-	-	-	-	-
Malaysia	2 844	1 688	1 836	889	59	22
Maldives	546	577	8	-	15	2
Marshall Islands	704	462	-	-	-	-
Micronesia, Federated States of	1 092	518	-	9	-	-
Mongolia	3 094	2 627	12	-	1 419	2 188
Nepal	4 984	5 021	-	-	58	11
Niue	96	152	-	-	-	-
Pacific Multi-islands	784	682	-	-	-	-
Pakistan	8 314	6 148	88	220	-	-
Papua New Guinea	4 062	1 836	1 424	1 375	8	529
Philippines	3 002	4 418	-	-	66	11
Republic of Korea	2 216	1 962	906	1 778	-	-
Samoa	710	285	-	-	-	-
Solomon Islands	296	205	-	-	-	-
Sri Lanka	4 646	4 217	64	-	10	64
Territory of Hong Kong	10	46	-	-	-	-
Thailand	3 230	4 034	-	-	-	-
Tokelau	204	328	-	-	-	-
Tonga	152	146	-	-	-	-
Trust Territory of the Pacific Islands	(501)	35	-	-	-	-
Tuvalu	130	91	-	-	-	-
Union of Myanmar	14 328	5 772	-	-	139	54
Vanuatu	218	22	-	-	-	-
Viet Nam	8 992	10 276	-	-	860	505
Subtotal (Asia and the Pacific):	188 725	173 965	11 349	9 510	7 310	11 860
Europe and the Commonwealth of Independent States						
Albania	971	2 165	21	22	-	-
Armenia	306	456	-	-	19	16
Azerbaijan	661	968	-	-	-	-
Baltic Countries	-	30	-	-	-	-
Belarus	646	658	-	-	-	-
Bosnia and Herzegovina	202	5 263	-	-	-	1 690
Bulgaria	1 161	975	754	153	10	221
Croatia	49	1 208	-	-	-	-
Cyprus	81	66	-	-	-	-
Czech Republic	329	490	-	17	-	-
Estonia	293	886	-	-	41	628

Table 4 (continued)

Country	Total programme expenditures		Cost-sharing ^{b/} (included in the total programme expenditures)			
	1995	1996	Government		Third-party	
			1995	1996	1995	1996
Georgia	445	993	-	-	-	-
Hungary	336	259	-	-	-	-
Kazakstan	1 142	1 138	-	-	-	-
Kyrgyzstan	1 390	2 239	-	190	442	885
Latvia	317	1 166	-	-	19	590
Lithuania	1 163	1 250	-	-	310	1 077
Malta	177	30	41	11	-	-
Macedonia	49	289	-	-	-	-
Poland	482	1 564	84	410	57	280
Portugal	-	-	-	-	-	-
Republic of Moldova	1 148	1 384	-	18	-	920
Romania	726	987	-	2	441	879
Russian Federation	825	1 246	149	18	-	-
Slovak Republic	128	336	-	-	-	-
Slovenia	124	163	-	11	-	-
Tajikistan	219	2 363	-	-	-	192
Turkey	2 622	3 332	1 561	1 331	3	-
Turkmenistan	82	1 166	-	-	-	-
Ukraine	1 074	1 463	-	21	132	540
Uzbekistan	1 976	2 751	-	-	29	195
Yugoslavia	554	(657)	-	-	-	(17)
Subtotal (Europe and the Commonwealth of Independent States):	19 678	36 667	2 610	2 204	1 503	8 106
Latin America and the Caribbean						
Anguilla	263	113	-	25	-	-
Antigua and Barbuda	76	113	-	-	-	10
Argentina	80 489	141 511	79 550	139 867	138	-
Aruba	261	292	302	279	-	-
Bahamas	-	-	-	-	-	-
Barbados	47	89	-	-	245	32
Belize	279	258	-	91	-	23
Bolivia	18 389	12 388	14 914	11 387	1 094	702
Brazil	94 746	121 044	92 254	117 609	(1)	485
British Virgin Islands	62	148	-	138	-	-
Cayman Islands	83	298	20	98	-	-
Central America	10 674	2 681	2 796	-	4 896	1 355
Chile	4 940	7 569	3 372	8 574	51	76
Colombia	54 856	59 726	55 355	58 679	6	1
Costa Rica	1 518	1 641	171	780	1 302	260
Cuba	1 684	936	-	-	-	-
Dominica	234	80	78	4	-	-
Dominican Republic	6 719	4 822	6 762	3 439	-	-
Ecuador	13 960	18 266	11 460	13 902	704	357
El Salvador	7 305	16 876	8 165	13 895	725	2 955

Table 4 (continued)

Country	Total programme expenditures		Cost-sharing ^{b/} (included in the total programme expenditures)			
	1995	1996	Government		Third-party	
			1995	1996	1995	1996
Grenada	63	107	(3)	56	-	-
Guatemala	7 441	11 221	5 193	7 780	1 883	1 948
Guyana	1 740	1 050	1 889	312	-	-
Haiti	10 695	18 854	27	75	12	862
Honduras	11 347	11 844	9 510	9 077	1 596	627
Jamaica	1 240	776	604	97	19	16
Mexico	1 725	1 360	606	663	135	288
Montserrat	73	46	-	-	-	-
Multi-Island	969	1 003	-	-	150	44
Netherlands Antilles	588	664	583	499	-	-
Nicaragua	18 777	13 448	8 240	9 301	3 515	4 272
Panama	12 215	42 889	10 418	41 518	5	-
Paraguay	9 503	12 472	9 153	11 717	-	-
Peru	60 514	79 400	58 232	77 941	3 364	776
Saint Helena	158	248	-	-	-	-
Saint Kitts and Nevis	275	79	38	12	-	-
Saint Lucia	114	35	2	-	-	-
Saint Vincent and the Grenadines	336	315	28	148	36	-
Suriname	120	133	-	-	57	8
Trinidad and Tobago	588	141	303	90	-	-
Turks and Caicos Islands	38	27	-	-	-	-
Uruguay	12 352	16 854	12 180	15 747	438	26
Venezuela	4 498	5 555	3 766	5 461	-	-
Subtotal (Latin America and the Caribbean):	451 954	607 381	395 968	547 361	20 370	15 101
TOTAL COUNTRY PROJECTS	898 543	1 116 690	436 701	587 150	48 642	58 193
INTERCOUNTRY PROJECTS						
Regional	59 052	61 700	1 149	3 266	5 864	6 811
Interregional	28 832	28 289	1 026	300	9 178	7 848
Global	21 156	17 359	725	930	380	476
TOTAL INTERCOUNTRY PROJECTS	109 040	107 348	2 900	4 496	15 422	17 135
TOTAL COUNTRY AND INTERCOUNTRY PROJECTS	1 007 583	1 224 038	439 601	591 646	64 064	75 328
TOTAL GOV'T CASH COUNTERPART CONTRIBUTIONS	6 633	6 993	-	-	-	-
GRAND TOTAL (COUNTRY & INTERCOUNTRY + GCCC)	1 014 216	1 231 031	439 601	591 646	64 064	75 328

Source: Accounts Section, Division of Finance, Bureau for Finance and Administration, UNDP.

^{a/} Includes expenditures financed under the IPF, SPR, SIS, SMF/LDC, GCCC, Technical Support Services IPF-Subline and cost-sharing when applicable.

^{b/} Includes programme and project expenditures financed under government and third-party cost-sharing contributions.

Table 5 (a). Extra and programmes administered by UNDP: Expenditures by country or area, 1996 \$/
(thousands of United States dollars)

	UNCDF	UNIFEM	UNSO	UNV	UNRPNRE	UNDP Energy Account	Global Environment Facility	Mineral Protocol	Capacity 21	Africa 2000 Network	Famine and Malnutrition	Assistance to refugee- related projects	OTHERS ^W	TOTAL
Afghanistan	-	16	-	-	66	-	-	-	-	-	-	-	1,280	1,362
Albania	-	-	-	-	-	-	-	-	-	-	-	-	-	13
Angola	-	-	-	499	-	-	13	-	-	-	-	-	538	1,037
Anguilla	-	-	-	-	15	-	-	-	-	-	-	-	-	15
Antigua and Barbuda	-	-	-	6	-	-	-	-	-	-	-	-	-	6
Argentina	-	-	-	1	-	-	723	2,381	-	-	-	-	-	3,105
Armenia	-	-	-	-	-	-	31	-	-	-	-	-	11	42
Bangladesh	3,071	-	-	11	-	-	-	23	-	-	-	-	3	3,108
Barbados	-	-	-	-	-	-	(2)	-	-	-	-	-	-	(2)
Belize	-	-	-	-	-	-	780	-	-	-	-	-	-	780
Benin	1,660	-	16	149	-	-	598	-	-	-	-	-	-	2,421
Brunei	2,435	-	-	51	-	34	-	-	115	-	-	-	114	2,749
Bolivia	3,965	-	-	5	-	-	83	-	200	-	-	-	-	3,843
Bosnia and Herzegovina	-	-	-	421	-	-	-	-	-	-	-	-	36	457
Botswana	-	5	-	374	-	-	(7)	-	-	-	-	-	56	428
Brazil	-	195	-	(2)	-	-	368	1,571	-	-	-	-	189	2,299
Bulgaria	-	-	-	-	-	-	4	-	-	-	-	-	-	4
Burkina Faso	934	-	-	82	-	-	95	-	-	88	-	-	10	1,985
Burundi	88	-	756	36	-	-	-	-	-	93	-	-	96	312
Cameroon	563	40	-	333	-	-	-	-	-	(1)	-	-	12,838	13,771
Cameroon	-	11	-	(1)	-	-	-	-	328	74	-	-	-	412
Capa Verde	199	-	217	11	-	-	-	-	-	-	-	-	6	385
Central African Republic	431	-	-	66	-	-	15	-	-	-	-	-	-	511
Chad	140	-	278	33	-	-	-	-	-	-	-	-	-	451
Chile	-	-	-	-	-	-	256	-	-	-	-	-	-	256
China	-	75	-	(5)	-	-	472	3,398	6	-	-	-	109	4,055
Colombia	-	-	-	3	-	-	2,246	1,462	-	-	-	-	-	3,711
Comoros	(130)	-	-	18	-	-	83	-	-	-	-	-	-	(29)
Congo	-	-	-	11	-	-	-	-	-	-	-	-	-	11
Cook Islands	-	-	-	3	-	-	-	-	-	-	-	-	-	3
Costa Rica	-	-	-	43	-	-	905	41	189	-	-	-	9	1,187
Cote d'Ivoire	-	8	-	8	-	-	130	-	-	-	-	-	-	146
Cuba	-	34	-	-	-	-	462	73	-	-	-	-	-	599
Democratic People's Republic of Korea	-	94	-	10	-	-	-	-	-	-	-	-	-	104
Djibouti	220	-	-	30	-	-	-	-	-	-	-	3	-	262
Dominica	-	-	-	-	-	-	-	-	-	-	-	-	-	-
Dominican Republic	-	(5)	-	65	-	-	960	-	-	-	-	-	-	1,020
Ecuador	-	38	-	10	-	-	-	-	-	-	-	-	-	48
Egypt	-	-	-	6	-	-	41	3,907	-	-	-	-	-	3,954
El Salvador	-	33	-	-	-	-	-	-	39	-	-	-	1,070	1,142

Table 5 (e) (continued)

	UNCDF	UNFEM	UNSO	UNV	UNFENRE	UNDP Energy Account	Global Environment Facility	Montreal Protocol	Capacity 21	Africa 2000 Network	Female and Malnutrition	Assistance to refugee- related projects	OTHERS IV	TOTAL
Equatorial Guinea	-	-	-	73	-	-	5	-	-	-	-	-	-	78
Eritrea	497	-	-	141	-	-	129	-	-	-	-	-	-	767
Estonia	-	-	-	-	-	-	-	-	-	-	-	-	160	160
Ethiopia	409	6	551	(5)	-	-	319	-	-	-	476	-	-	1756
Fiji	-	-	-	10	-	-	-	-	-	-	-	-	-	10
Gabon	-	-	-	69	-	-	136	-	-	-	-	-	-	205
Gambia	545	-	38	104	-	-	-	-	92	-	-	-	-	780
Ghana	-	30	-	107	-	-	26	41	-	120	-	-	-	324
Guatemala	-	16	-	14	-	-	3	314	-	-	-	-	712	1059
Guinea	368	-	-	77	-	-	-	-	-	-	-	-	-	445
Guinea-Bissau	969	-	22	52	-	-	-	-	-	-	-	-	(11)	1032
Guyana	-	-	-	112	-	-	910	-	-	-	-	-	-	1022
Haiti	1 095	-	-	45	-	85	-	-	-	-	-	-	-	1 225
Honduras	-	4	-	14	-	-	186	-	324	-	-	-	-	528
India	-	77	-	17	-	-	1 238	2 065	162	-	-	-	-	3 579
Indonesia	-	119	-	56	-	-	140	230	-	-	-	-	-	545
Iran (Islamic Republic of)	-	-	-	6	-	-	-	37	-	-	-	-	-	43
Iraq	-	-	-	7	-	-	-	-	-	-	-	-	-	7
Jamaica	-	9	-	(8)	-	-	-	145	-	-	-	-	-	145
Jordan	-	44	-	-	-	-	1 777	-	7	-	-	-	-	1 828
Kazakhstan	-	-	-	5	-	-	-	-	-	-	-	-	-	5
Kenya	-	31	-	27	-	-	62	22	-	161	-	-	-	303
Kiribati	167	-	-	21	-	-	-	-	-	-	-	-	-	188
Kyrgyzstan	-	-	-	36	-	-	-	-	-	-	-	-	220	256
Laos People's Democratic Republic	2 395	(2)	-	145	-	-	-	-	-	(12)	-	-	-	2 526
Latvia	-	-	-	-	-	-	-	-	-	-	-	-	89	89
Lebanon	-	-	-	-	-	-	340	-	118	-	-	-	-	458
Lesotho	(500)	-	-	42	-	-	(48)	-	-	(142)	-	-	-	(600)
Liberia	-	-	-	11	-	-	-	-	-	-	-	-	35	46
Libyan Arab Jamahiriya	-	-	-	8	-	-	-	-	-	-	-	-	-	8
Lithuania	-	-	-	-	-	-	-	-	-	-	-	-	392	392
Madagascar	2 638	-	-	48	-	-	-	-	-	-	-	-	-	2 638
Malawi	1 326	4	-	48	-	-	-	-	13	-	15	-	-	1 406
Malaysia	-	-	-	-	-	-	-	2 159	-	-	-	-	-	2 159
Maldives	-	-	-	30	-	-	17	-	-	-	-	-	-	47
Mal	1 339	-	140	84	-	-	-	-	-	-	-	-	3 991	5 554
Marshall Islands	-	-	-	63	-	-	-	-	-	-	-	-	-	63
Mauritania	1 567	-	650	(12)	-	-	96	-	-	90	-	-	-	2 391
Mauritius	-	-	-	-	-	-	51	109	-	-	-	-	-	160
Mexico	-	33	-	-	-	-	78	1 582	224	-	-	-	-	1 917

Table 5 (a) (continued)

	UNCDF	UNIFEM	UNSCO	UNV	UNREFRE	UNDP Energy Account	Global Environment Facility	Montreal Protocol	Capacity 21	Africa 2000 Network	Famine and Malnutrition	Assistance to refugee-related projects	OTHERS ^{b/}	TOTAL
Micronesia, Federated States of	-	-	-	112	-	-	-	-	-	-	-	-	58	170
Mongolia	-	-	-	35	-	-	279	-	265	-	-	-	-	579
Morocco	-	13	-	-	-	-	28	-	131	-	-	-	-	172
Mozambique	1 189	12	-	338	-	-	-	-	595	-	-	-	6 883	9 015
Myanmar	-	-	-	10	-	-	-	-	-	-	-	-	-	10
Namibia	-	262	-	21	-	-	-	-	-	-	-	-	243	526
Nepal	2 550	25	-	32	-	-	670	-	38	-	-	-	-	3 315
Nicaragua	707	30	-	6	-	-	-	-	-	-	-	-	-	1 561
Niger	1 195	-	451	229	-	-	-	-	-	-	-	-	-	1 905
Nigeria	-	-	-	21	-	-	(2)	20	-	-	-	-	-	39
Niue	-	-	-	20	-	-	-	-	-	-	-	-	-	20
Oman	-	-	-	(13)	-	-	-	-	-	-	-	-	-	(13)
Pacific IAR-Islands	-	295	-	12	-	-	-	-	-	-	-	-	-	307
Pakistan	-	248	-	13	-	-	930	28	-	-	-	-	-	1 217
Paraguay	-	-	-	-	-	-	403	156	-	-	-	-	-	596
Papua New Guinea	-	-	-	157	-	-	892	-	-	-	-	-	-	1 049
Paraguay	-	3	-	-	-	-	14	-	-	-	-	-	142	156
Peru	-	-	-	-	-	-	-	1 333	-	-	-	-	-	1 333
Philippines	-	-	-	50	-	-	-	1 629	138	-	-	-	-	1 817
Poland	-	-	-	(1)	-	-	-	-	-	-	-	-	21	24
Qatar	-	-	-	5	-	-	-	-	-	-	-	-	-	5
Republic of Korea	-	-	-	26	-	-	-	-	-	-	-	-	-	26
Republic of Moldova	-	-	-	2	-	-	-	-	-	-	-	-	-	2
Romania	-	-	-	-	-	-	12	-	-	-	-	-	6	18
Russian Federation	-	-	-	-	-	-	-	-	381	-	-	-	-	381
Rwanda	-	213	-	194	-	-	-	-	-	189	-	-	13 060	13 666
Saint Kitts and Nevis	-	-	-	33	-	-	-	-	-	-	-	-	-	33
Saint Lucia	-	-	-	23	-	-	-	-	-	-	-	-	-	23
Saint Vincent and the Grenadines	-	-	-	17	-	-	-	-	-	-	-	-	-	17
Samoa	-	-	-	45	-	-	-	-	-	-	-	-	-	45
Sao Tome and Principe	528	-	-	77	-	-	-	-	6	-	-	-	-	611
Saudi Arabia	-	-	-	(1)	-	-	-	-	-	-	-	-	-	(1)
Senegal	673	68	723	11	-	-	-	-	-	103	-	-	-	1 578
Seychelles	-	-	-	5	-	-	-	-	-	-	-	-	-	5
Sierra Leone	-	-	-	73	-	-	1	-	-	-	-	-	256	330
Solomon Islands	-	-	-	17	-	-	-	-	-	-	-	-	-	17
Somalia	-	8	-	178	-	-	-	-	-	-	-	-	-	186
South Africa	-	-	-	1	-	-	6	-	-	-	-	-	-	2 653
Sri Lanka	-	-	-	23	56	-	654	669	-	-	-	-	2 646	1 412
Sudan	1 193	-	278	39	-	375	403	-	122	-	-	-	-	2 439

Table 5 (a) (continued)

	UNCDF	UNFEM	UNSO	UNV	UNRPNRE	UNDP Energy Account	Global Environment Facility	Mineral Protocol	Capacity 21	Africa 2000 Network	Famine and Malnutrition	Assistance to refugees- related projects	OTHERS ^{y/}	TOTAL
Suriname	-	-	-	-	-	-	9	-	-	-	-	-	-	9
Swaziland	-	-	-	5	-	-	-	-	61	-	-	-	-	66
Syrian Arab Republic	-	-	-	2	-	-	4	-	118	-	-	-	-	124
Territory of Hong Kong	-	-	-	(2)	-	-	-	-	-	-	-	-	-	(2)
Thailand	-	18	-	6	-	-	-	1 000	-	-	-	-	-	1 024
Togo	2 081	34	-	14	-	-	-	-	-	-	-	-	-	2 129
Tokelau	-	-	-	16	-	-	-	-	-	-	-	-	-	16
Tonga	-	-	-	11	-	-	-	-	-	-	-	-	-	11
Trinidad and Tobago	-	2	-	-	-	-	-	-	22	-	-	-	-	24
Trust Territory of the Pacific Islands	-	-	-	3	-	-	-	-	-	-	-	-	-	3
Turkey	-	-	-	(11)	-	-	-	-	-	-	-	-	(2)	(13)
Tuvalu	93	-	-	16	-	-	-	-	-	-	-	-	-	109
Uganda	510	2	388	28	-	-	34	-	-	74	-	-	-	1 046
Ukraine	-	-	-	1	-	-	-	-	-	-	-	-	-	1
United Arab Emirates	-	-	-	6	-	-	-	-	-	-	-	-	-	6
United Republic of Tanzania	(44)	157	73	53	1	-	337	-	-	36	-	-	-	613
Uruguay	-	-	-	-	-	-	563	280	-	-	-	-	-	873
Uzbekistan	-	-	-	67	-	-	12	-	-	-	-	-	269	348
Vanuatu	-	-	-	10	-	-	-	-	-	-	-	-	10	10
Venezuela	-	-	-	-	-	-	139	554	-	-	-	-	-	693
Viet Nam	519	107	-	1	-	-	172	395	297	-	-	64	-	1 555
West Bank/Gaza Strip	882	71	-	2	-	-	-	-	20	-	-	46 155	-	47 130
Yemen	993	-	-	64	-	40	365	-	-	-	-	-	-	1 493
Zaire	-	-	-	2	-	-	(5)	-	-	-	-	-	-	(3)
Zambia	252	-	-	13	-	-	-	-	-	-	-	177	-	442
Zimbabwe	-	-	-	(14)	-	-	2 088	-	-	172	-	-	-	2 246
Africa	1 056	2 424	203	992	18	360	5 526	-	183	-	-	130	630	11 522
Arab States	-	271	-	65	-	-	610	-	-	-	-	-	-	946
Asia and the Pacific	-	1 002	23	41	-	432	5 032	-	463	-	-	-	179	7 172
Central America	-	-	-	45	-	-	-	-	-	-	-	-	171	216
Europe and the Commonwealth of Independent States	-	-	-	17	-	-	4 563	-	3	-	-	-	2 336	6 919
Latin America and the Caribbean	-	1 738	73	249	-	-	3 918	-	302	-	-	-	-	6 280
Intra-regional	762	-	1 113	6 010	-	273	4 284	1 309	2 341	34	-	3 056	-	19 162
Others	-	-	-	46	-	-	-	-	-	-	-	-	-	46
Global	-	3 058	28	1 509	-	20	4 718	-	86	-	-	-	2 947	12 966
TOTAL	41 080	10 976	6 052	14 897	75	1 624	50 437	26 981	7 993	1 079	519	310	101 861	263 294

Sources: Financial Reporting and General Accounting Unit, Bureau for Finance and Administration, UNDP

^{a/} Expenditures do not include overhead paid to executing/implementing agencies.

^{y/} See table 5 (b).

Table 5 (b): Breakdown of expenditures by country or area of other trust funds (column 13 of table 5 (a)), 1996
(thousands of United States dollars)

Country, area or region	Amount	Trust fund
AFGHANISTAN	(160)	UNDP Afghanistan Emergency Trust Fund
	358	UNDP/Sweden Trust Fund for Support to the Rural Rehabilitation Programme in Afghanistan
	428	Sweden Trust Fund in Support of Integrated Crop and Food Production in Afghanistan
	654	Sweden Trust Fund for the Project "Support to the Comprehensive Disabled Afghans Programme (CDAP)"
ANGOLA	538	UNDP Trust Fund for Angola
ARMENIA	11	UNDP Trust Fund for World Summit on Social Development
BANGLADESH	3	CIDA/UNDP Trust Fund for the Bangladesh National Household Survey Capability Programme
BHUTAN	114	Trust Fund for Environmental Conservation in Bhutan
BOSNIA AND HERZEGOVINA	36	UNDP Trust Fund for Sustainable Social Development, Peace and Support to Countries in Special Situations
BOTSWANA	56	Netherlands Trust Fund for Special Action Programme for Public Administration and Management
BRAZIL	169	UNDP/European Economic Commission Trust Fund for "PPB Technical Assistance Project"
BURKINA FASO	(2)	Netherlands Trust Fund for Special Action Programme for Public Administration and Management
BURUNDI	96	Sweden Trust Fund to Support Reconstruction and Reconciliation Activities in Burundi
	12	Trust Fund for the Special Netherlands Contribution for the Least Developed Countries
CAMBODIA	9	UNDP Trust Fund for Humanitarian and Rehabilitation Assistance for Cambodia
	8 430	UNDP Trust Fund for Capacity-Building in De-Mining Operations in Cambodia
	2 226	Sweden Trust Fund for "Support to De-mining Programmes in Cambodia through the Cambodia Mine Action Centre"
	2 171	Sweden Trust Fund for "Support to Resettlement and Reintegration Programme (CARERE)"
CAPE VERDE	8	Trust Fund for the Special Netherlands Contribution for the Least Developed Countries
CHINA	9	UNDP Trust Fund for the Protection of the Ozone Layer
	100	United Nations Fund for Science and Technology for Development
COSTA RICA	9	UNDP/Spain Trust Fund for Support to Governance in Central America
EL SALVADOR	(30)	Trust Fund for the FMLN Relocation Points in El Salvador
	1 099	Trust Fund in Support of Peace-Building Activities in El Salvador
	1	Support to the Joint Group in El Salvador

Table 5 (b): (continued)

Country, area or region	Amount	Trust fund
ESTONIA	160	UNDP Trust Fund for the Baltic Republics
GUATEMALA	712	UNDP/Spain Trust Fund for Support to the Governance in Central America
GUINEA-BISSAU	(11)	Netherlands Trust Fund for Special Action Programme for Public Administration and Management
KYRGYZSTAN	59	UNDP Trust Fund for World Summit on Social Development
	161	Trust Fund in Support of Strengthening of the Ministry of Foreign Affairs in Kyrgyzstan
LATVIA	89	UNDP Trust Fund for the Baltic Republics
LIBERIA	35	Trust Fund with Norway for Support for Governance in Africa
LITHUANIA	392	UNDP Trust Fund for the Baltic Republics
MALI	29	Trust Fund Agreement between UNDP/IMPACT and the Malaysian Organizing Committee for Sportaid '88
	3 962	UNDP Trust Fund to Support the Peace Process in North Mali
MICRONESIA (FEDERATED STATES OF)	58	Australian Development Assistance Bureau (ADAB)/UNDP Programme Trust Fund
MOZAMBIQUE	16	UNDP Trust Fund for the Mozambique Demobilization Programme
	469	UNDP Trust Fund for Pooling Agreement for Technical Assistance to the Health Sector
	1 229	Trust Fund for Emergency Assistance to the People's Republic of Mozambique
	114	UNDP Trust Fund for Sustainable Social Development, Peace and Support to Countries in Special Situations
	4 976	UNDP Trust Fund for the Reintegration of Demobilized Military Personnel in Mozambique
	11	UNDP Trust Fund for the Mozambique Mine Clearance Programme
	68	UNDP/Norway Trust Fund for Assistance to the Electoral Process in Mozambique
NAMIBIA	243	UNDP Trust Fund for Namibia
NICARAGUA	512	UNDP/Sweden Trust Fund on " Support to Improved Handling of Property Issues in Nicaragua"
	296	UNDP/Spain Trust Fund Support to the Governance in Central America
PARAGUAY	142	UNDP Trust Fund for World Summit on Social Development
POLAND	21	United Nations Fund for Science and Technology for Development
ROMANIA	6	UNDP Trust Fund for World Summit on Social Development

Table 5 (b): (continued)

Country, area or region	Amount	Trust fund
RWANDA	117	Finland/UNDP Trust Fund for the Construction of an Agro-Veterinary School in Rushashi
	12 946	UNDP Trust Fund for Rwanda
	17	Trust Fund for the Special Netherlands Contribution for the Least Developed Countries
SIERRA LEONE	256	UNDP Trust Fund for Demobilization, Reintegration, Rehabilitation and Recovery in Sierra Leone
SOUTH AFRICA	2 646	UNDP Trust Fund for UNETPSA
TURKEY	(2)	UNFSTD
UZBEKISTAN	269	UNDP Trust Fund for Urgent Human Needs in Uzbekistan
VIET NAM	64	Sweden Trust Fund for "Strengthening Financial Policies and Institutions in Viet Nam"
WEST BANK / GAZA STRIP	(3)	UNDP/CIDA Trust Fund for Non-Formal Education: Youth Centres Project
	3 533	Support to Employment-Generation Programme in Gaza
	42 625	UNDP Fund for the Programme of Assistance to the Palestinian People
AFRICA	335	African Training and Management Services Project
	3	UNDP Trust Fund in Support of the Steering Committee and Secretariat for the United Nations Programme of Action for African Economic Recovery and Development
	188	Finland Trust Fund for NATCAP
	8	UNDP Trust Fund for World Summit on Social Development
	96	UNDP Trust Fund for Receipt of Payments by Users of the African Project Development Facility
ASIA AND THE PACIFIC	1	UNFSTD
	178	Australian Development Assistance Bureau/UNDP Programme Trust Fund
CENTRAL AMERICA	171	UNDP Trust Fund for Sustainable Social Development, Peace and Support to Countries in Special Situations
EUROPE and THE COMMONWEALTH OF INDEPENDENT STATES	873	Trust Fund for Aral Sea Basin Programme
	779	Trust Fund in Support of National Capacity-Building in External Aid Resources Management
	202	Europe to Beijing: Gender-in-Development Trust Fund
	482	UNDP/Physicians for Human Rights Trust Fund for "Humanitarian Assistance Activities in the former Yugoslavia"

Table 5 (b): (continued)

Country, area or region	Amount	Trust fund
INTERREGIONAL	134	UNDP/DEVNET Trust Fund for Technological Information Pilot System
	523	UNDP Trust Fund for Council on Health Research for Development
	24	Trust Fund for UNDP History Project
	(3)	Global Consultation on Water and Sanitation for the 1990s
	275	Sweden Trust Fund for Making the Human Development Report and Human Development Index Gender Sensitive
	(4)	Trust Fund to Mainstream Human Development into Operational Activities
	(4)	German Edition of the Human Development Report (1994 and 1995)
	100	World Maritime University Trust Fund
	109	Government of Germany Trust Fund for UNDP/World Bank Energy Sector Management Assistance Programme
	29	UNFSTD
	185	Government of France Trust Fund for the UNDP/World Bank Energy Sector Assessment Programme
	188	UNDP/Denmark Trust Fund for Local Initiative Facility for Urban Environment in the Low-income Urban Areas in Thailand
	258	UNDP Development Study Programme
	740	UNDP Trust Fund for Action on Development Issues
	229	UNDP/Denmark Trust Fund for Global and Regional Support for the Aid Accountability Initiative
	(10)	International Development Research Centre Trust Fund for Information Management Training Series
	265	Perez-Guerrero Trust Fund for Economic and Technical Cooperation among Developing Countries
GLOBAL	252	UNDP Trust Fund for the Evaluation of UNIFEM
	182	UNDP Trust Fund in Support of the Activities of the World Commission on Forests and Sustainable Development
	2 513	Efficiency and Effectiveness Enhancing Measures within UNDP
TOTAL	101 861	

Source: Financial Reporting and General Accounting Unit, Bureau for Finance and Administration, UNDP.

Table 6. Funds and programmes administered by UNDP: expenditures by subsector agency and by country or area, 1995
(Thousands of United States dollars)

	UN	ILO	FAO	UNIDO	WORLD BANK	UNOPS	UNCHS	IFC	UNSO	UNV	UNCDF	UNIFEM	UNRPP/RE	NGO	NEX	OTHERS	TOTAL
Algerian	-	-	429	-	-	851	-	-	-	66	-	16	-	-	-	-	1 362
Algeria	-	-	-	-	-	13	-	-	-	-	-	-	-	-	-	-	13
Angola	-	-	-	-	-	536	-	-	-	499	-	-	-	-	-	-	1 037
Anguilla	-	-	-	-	-	-	-	-	-	15	-	-	-	-	-	-	15
Antigua and Barbuda	-	-	-	-	-	-	-	-	-	6	-	-	-	-	-	-	6
Argentina	-	-	-	-	-	2 774	-	-	-	1	-	-	-	-	330	-	3 108
Armenia	-	-	-	-	-	4	-	-	-	-	-	-	-	-	36	-	42
Bangladesh	3	-	-	-	-	2 906	-	-	-	11	60	-	-	-	130	(2)	3 108
Barbados	-	-	-	-	-	(2)	-	-	-	-	-	-	-	-	-	-	(2)
Belize	-	-	-	-	-	780	-	-	-	-	-	-	-	-	-	-	780
Berlin	-	-	50	-	-	742	-	-	-	149	136	-	-	-	1 344	-	2 421
Bhutan	-	-	-	-	-	135	-	-	-	51	64	-	-	-	2 509	-	2 749
Bolivia	-	-	-	-	-	3 316	-	-	-	5	106	-	-	-	416	-	3 843
Bosnia and Herzegovina	-	-	-	-	-	36	-	-	-	421	-	-	-	-	-	-	457
Botswana	56	-	-	-	-	-	-	-	-	374	-	-	-	-	5	(7)	428
Brazil	-	-	-	-	-	1 509	-	-	-	(2)	-	150	-	45	597	-	2 299
Bulgaria	-	-	-	-	-	-	-	-	-	-	-	-	-	-	4	-	4
Burkina Faso	(2)	-	60	-	-	106	-	-	45	82	166	-	-	-	1 909	-	1 995
Burundi	-	(4)	-	-	-	158	-	-	-	36	-	-	-	-	123	-	312
Cambodia	-	-	-	-	-	13 069	-	-	-	333	191	40	-	-	138	-	13 771
Cameroon	-	-	-	-	-	75	-	-	-	(1)	-	-	-	6	327	-	412
Cape Verde	-	-	-	-	-	-	-	-	-	11	159	-	-	-	225	-	395
Central African Republic	396	-	-	-	-	15	-	-	-	66	30	-	-	-	5	-	511
Chad	-	-	2	-	-	-	-	-	22	33	48	-	-	-	346	-	451
Chile	-	-	-	-	-	-	-	-	-	-	-	-	-	-	260	-	260
China	442	-	-	-	29	2 283	-	-	-	(5)	-	-	-	-	1 306	-	4 055
Colombia	-	-	-	-	-	617	-	-	-	3	-	-	-	-	3 091	-	3 711
Comoros	-	-	-	-	-	(50)	-	-	-	18	3	-	-	-	-	-	(29)
Congo	-	-	-	-	-	-	-	-	-	11	-	-	-	-	-	-	11
Cook Islands	-	-	-	-	-	-	-	-	-	3	-	-	-	-	-	-	3
Costa Rica	-	-	-	-	-	6	-	-	-	43	-	-	-	-	1 138	-	1 187
Cote d'Ivoire	-	-	-	-	-	(1)	-	-	-	6	-	-	-	-	139	-	146
Cuba	-	-	-	-	-	41	-	-	-	-	-	-	-	34	524	-	569
Democratic People's Republic of Korea	-	-	-	-	-	-	-	-	-	10	-	-	-	-	94	-	104
Djibouti	-	-	-	-	-	-	176	-	-	39	11	-	-	-	31	3	262
Dominica	-	-	-	-	-	-	-	-	-	18	-	-	-	-	-	-	18
Dominican Republic	-	-	-	-	-	-	-	-	-	65	-	-	-	(5)	960	-	1 020
Ecuador	-	-	-	-	-	-	-	-	-	10	-	38	-	-	-	-	48
Egypt	-	-	-	-	-	3 907	-	-	-	6	-	-	-	-	41	-	3 954
El Salvador	-	-	-	-	-	-	-	-	-	-	-	-	-	-	1 141	1	1 142

Table 6 (continued)

	UN	I.O.	FAO	UNIDO	WORLD BANK	UNOPS	UNCHS	IFC	UNSO	UNV	UNCDF	UNIFEM	UNREFRE	NGO	NEX	OTHERS	TOTAL
Equatorial Guinea	-	-	-	-	-	-	-	-	-	73	-	-	-	-	5	-	78
Eritrea	-	-	94	-	-	2	-	-	-	141	44	-	-	-	486	-	767
Ethiopia	-	-	-	-	-	18	-	-	-	-	-	-	-	-	142	-	160
El Salvador	-	-	-	-	-	72	-	-	1	(5)	14	-	-	6	1 668	-	1 756
Fiji	-	-	-	-	-	-	-	-	-	10	-	-	-	-	-	-	10
Gabon	-	-	-	-	-	136	-	-	-	69	-	-	-	-	-	-	205
Gambia	212	-	-	-	-	-	-	-	-	104	308	-	-	-	156	-	780
Ghana	-	-	-	-	-	164	-	-	-	107	-	-	-	-	63	-	324
Guatemala	-	-	-	-	-	314	-	-	-	14	-	-	-	16	715	-	1 059
Guinea	-	-	37	-	-	96	-	-	-	77	23	-	-	-	213	-	445
Guinea-Bissau	203	-	-	-	-	22	568	-	-	52	74	-	-	-	113	-	1 032
Guyana	-	-	-	-	-	-	-	-	-	112	-	-	-	-	910	-	1 022
Haiti	-	-	-	-	-	899	-	-	-	45	40	-	-	-	241	-	1 225
Honduras	-	-	-	-	-	-	-	-	-	14	-	-	-	-	514	-	528
India	-	-	-	-	-	1 786	-	-	-	17	-	24	-	26	1 726	-	3 579
Indonesia	-	-	-	-	140	148	-	-	-	56	-	-	-	(2)	203	-	545
Iran (Islamic Republic of)	-	-	-	-	-	-	-	-	-	6	43	-	-	-	37	-	43
Iraq	-	-	-	-	-	-	-	-	-	7	-	-	-	-	-	-	7
Jamaica	-	-	-	-	-	145	-	-	-	(8)	-	-	-	-	9	-	146
Jordan	-	-	-	-	-	41	-	-	-	-	44	-	-	-	1 743	-	1 028
Kazakhstan	-	-	-	-	-	-	-	-	-	5	-	-	-	-	-	-	5
Kenya	-	-	-	31	-	161	-	-	-	27	-	-	-	-	84	-	303
Kiribati	-	-	-	-	-	-	-	-	-	21	-	-	-	-	167	-	188
Kyrgyzstan	-	-	-	-	-	220	-	-	-	36	-	-	-	-	-	-	256
Laos People's Democratic Republic	-	-	-	-	-	1 501	305	-	-	145	55	(2)	-	-	522	-	2 526
Latvia	-	-	-	-	-	-	-	-	-	-	-	-	-	-	89	-	89
Lebanon	-	-	-	-	-	-	-	-	-	-	-	-	-	-	458	-	458
Lesotho	-	-	-	-	-	(142)	-	-	-	42	42	-	-	-	(542)	-	(600)
Liberia	-	-	-	-	-	35	-	-	-	11	-	-	-	-	-	-	46
Libyan Arab Jamahiriya	-	-	-	-	-	-	-	-	-	8	-	-	-	-	-	-	8
Lithuania	-	-	-	-	-	-	-	-	-	-	-	-	-	-	-	-	-
Madagascar	-	-	-	-	-	(46)	-	-	-	48	289	-	-	-	2 339	-	2 638
Malawi	57	-	-	-	-	689	-	-	-	48	84	-	-	-	528	-	1 406
Malaysia	-	-	-	-	-	1 969	-	-	-	-	-	-	-	-	200	-	2 169
Maldives	-	-	-	-	-	17	-	-	-	30	-	-	-	-	-	-	47
Mali	-	-	-	-	-	618	-	-	-	84	380	-	-	-	4 412	-	5 564
Marshall Islands	-	-	-	-	-	-	-	-	-	63	-	-	-	-	-	-	63
Mauritania	-	-	644	-	-	832	-	-	-	6	14	-	-	-	907	-	2 391
Mauritius	-	-	-	-	-	109	-	-	-	(12)	-	-	-	-	51	-	160
Mexico	-	-	-	-	-	1 211	-	-	-	-	-	-	-	33	673	-	1 917

Table 6 (continued)

	UN	I.L.O.	FAO	UNIDO	WORLD BANK	UNOPS	UNCHS	IFC	UNSO	UNV	UNCDF	UNIFEM	UNRFP/RE	NGO	NEX	OTHERS W/	TOTAL
Micronesia, Federated States of	-	-	-	-	-	-	-	-	-	112	-	-	-	-	58	-	170
Mongolia	-	-	-	-	-	279	-	-	-	36	-	-	-	-	265	-	579
Morocco	-	-	-	-	-	-	-	-	-	-	-	-	-	-	172	-	172
Mozambique	-	-	-	-	-	125	-	-	-	336	87	-	-	12	4 566	3 899	9 015
Myanmar	-	-	-	-	-	-	-	-	-	10	-	-	-	-	-	-	10
Nauru	55	2	-	-	-	(1)	-	-	-	91	-	6	-	-	273	100	526
Nepal	-	-	-	-	-	1 370	-	-	-	32	161	-	-	4	1 748	-	3 316
Nicaragua	-	-	-	-	-	513	-	-	-	6	180	-	-	30	822	-	1 561
Niger	-	-	628	-	-	(13)	(438)	-	-	229	87	-	-	-	1 412	-	1 905
Nigeria	-	-	-	-	-	-	-	-	-	21	-	-	-	-	18	-	39
Niue	-	-	-	-	-	-	-	-	-	20	-	-	-	-	-	-	20
Oman	-	-	-	-	-	-	-	-	-	(13)	-	-	-	-	-	-	(13)
Pacific Multi-Islands	-	-	-	-	-	-	-	-	-	12	-	285	-	-	-	-	307
Pakistan	-	-	-	-	-	-	-	-	-	13	-	-	-	245	856	-	1 217
Panama	-	-	-	-	-	186	-	-	-	-	-	-	-	-	403	-	589
Papua New Guinea	-	-	-	-	-	892	-	-	-	167	-	-	-	-	-	-	1 049
Paraguay	-	-	-	-	-	-	-	-	-	-	-	-	-	3	156	-	159
Peru	-	-	-	-	-	1 333	-	-	-	-	-	-	-	-	-	-	1 333
Philippines	-	-	-	-	-	1 621	-	-	-	50	-	-	-	-	146	-	1 617
Poland	-	-	-	-	-	21	-	-	-	(1)	-	-	-	-	4	-	24
Qatar	-	-	-	-	-	-	-	-	-	6	-	-	-	-	-	-	6
Republic of Moldova	-	-	-	-	-	-	-	-	-	2	-	-	-	-	172	-	172
Republic of Korea	-	-	-	-	-	-	-	-	-	28	-	-	-	-	-	-	28
Romania	-	-	-	-	-	-	-	-	-	-	-	-	-	-	6	-	6
Russian Federation	-	-	-	-	-	-	-	-	-	-	-	-	-	-	381	-	381
Rwanda	472	-	-	-	-	322	7 025	-	-	184	-	185	-	-	5 478	-	13 666
Saint Kitts and Nevis	-	-	-	-	-	-	-	-	-	33	-	-	-	-	-	-	33
Saint Lucia	-	-	-	-	-	-	-	-	-	25	-	-	-	-	25	-	25
Saint Vincent and the Grenadines	-	-	-	-	-	-	-	-	-	17	-	-	-	-	-	-	17
Sierra Leone	-	-	-	-	-	-	-	-	-	45	-	-	-	-	-	-	45
Sao Tome and Principe	-	-	-	-	-	-	-	-	-	77	72	-	-	-	462	-	611
Saudi Arabia	-	-	-	-	-	-	-	-	-	(1)	-	-	-	-	-	-	(1)
Senegal	-	2	-	-	-	573	-	6	11	70	-	-	-	-	914	-	1 578
Seychelles	-	-	-	-	-	-	-	-	-	5	-	-	-	-	-	-	5
Sierra Leone	-	-	-	-	-	257	-	-	-	73	-	-	-	-	-	-	330
Sierra Leone	-	-	-	-	-	-	-	-	-	-	-	-	-	-	-	-	-
Solomon Islands	-	-	-	-	-	-	-	-	-	17	-	-	-	-	-	-	17
Somalia	-	-	-	-	-	-	-	-	-	178	-	8	-	-	-	-	186
South Africa	-	-	-	-	-	2 646	-	-	-	1	-	-	-	-	6	-	2 653
Sri Lanka	-	-	-	-	-	655	-	-	-	23	-	-	96	-	678	-	1 412
Sudan	-	-	6	-	-	20	-	7	36	(3)	-	-	-	-	2 370	-	2 439

Table 6 (continued)

	WORLD											OTHERS ^W	TOTAL				
	UN	ILO	FAO	UNDO	BANK	UNOPS	UNCHS	IFC	UNSO	UNV	UNCDF			UNIFEM	UNRFPRE	NGO	NEX
Suriname	-	-	-	-	-	6	-	-	-	-	-	-	-	-	3	-	9
Switzerland	-	-	-	-	-	-	-	-	-	5	-	-	-	-	61	-	66
Syrian Arab Republic	-	-	-	-	116	4	-	-	-	2	-	-	-	-	-	-	124
Territory of Hong Kong	-	-	-	-	-	-	-	-	(2)	-	-	-	-	-	-	-	(2)
Thailand	-	-	-	-	-	944	-	-	-	6	-	-	-	18	56	-	1 024
Togo	-	-	-	-	-	2 027	-	-	-	14	28	-	-	34	26	-	2 129
Tokelau	-	-	-	-	-	-	-	-	16	-	-	-	-	-	-	-	16
Tonga	-	-	-	-	-	-	-	-	11	-	-	-	-	-	-	-	11
Trinidad and Tobago	-	-	-	-	-	-	-	-	-	-	2	-	-	-	22	-	24
Trust Territory of the Pacific Islands	-	-	-	-	-	-	-	-	-	3	-	-	-	-	-	-	3
Turkey	-	-	-	(2)	-	-	-	-	(11)	-	-	-	-	-	-	-	(13)
Turkmenistan	43	-	-	-	-	-	-	-	16	-	-	-	-	-	50	-	109
Uganda	-	-	-	-	-	364	-	-	28	226	-	-	-	-	428	-	1 046
Ukraine	-	-	-	-	-	-	-	-	1	-	-	-	-	-	-	-	1
United Arab Emirates	-	-	-	-	-	-	-	-	6	-	-	-	-	-	-	-	6
United Republic of Tanzania	-	-	-	-	-	(9)	-	-	53	1	2	1	-	-	565	-	613
Uruguay	-	-	-	-	-	-	-	-	-	-	-	-	-	-	873	-	873
Uzbekistan	-	-	-	-	-	9	-	-	68	-	-	-	-	-	273	-	348
Vanuatu	-	-	-	-	-	-	-	-	10	-	-	-	-	-	-	-	10
Venezuela	-	-	-	-	-	499	-	-	-	-	-	-	-	-	194	-	693
West Bank	-	-	-	-	-	563	-	-	1	278	107	-	-	-	542	64	1 555
West Bank/Gaza Strip	-	-	-	-	3 500	42 675	-	-	2	35	71	-	-	-	847	-	47 130
Yemen	40	-	35	-	-	3	-	-	64	57	-	-	-	-	1 254	-	1 453
Zaire	-	-	-	-	-	(5)	-	-	2	-	-	-	-	-	-	-	(3)
Zambia	-	-	-	-	-	(28)	-	-	13	38	-	-	-	-	419	-	442
Zimbabwe	-	-	-	-	-	172	-	-	(14)	-	-	-	-	-	2 085	-	2 246
Africa	188	(13)	1 216	1 595	-	3 294	431	176	962	53	2 315	18	42	42	1 218	(3)	11 522
Arab States	-	-	117	-	-	306	-	-	65	271	-	-	-	-	187	-	946
Asia and the Pacific	-	-	-	-	-	17	-	23	41	-	1 001	-	-	88	3 066	2 936	7 172
Central America	-	-	-	-	-	171	-	-	45	-	-	-	-	-	-	-	216
Europe and the Commonwealth of Independent States	-	-	-	-	-	6 420	-	-	17	-	-	-	-	-	482	-	6 919
Latin America and the Caribbean	-	-	-	-	-	2 496	-	73	249	-	1 592	-	-	134	649	1 087	6 290
Interregional	-	-	-	-	296	10 711	-	904	6 010	560	-	-	-	-	574	107	19 162
Others	-	-	-	-	-	-	-	-	46	-	-	-	-	-	-	-	46
Global	20	-	-	-	-	4 260	-	28	1 509	-	2 538	-	-	220	(6)	3 497	12 366
TOTAL	2 185	(13)	3 318	1 624	4 083	130 552	7 638	431	1 343	14 968	4 280	9 008	75	997	71 138	11 689	263 294

SOURCE: Financial Reporting and General Accounting Unit, Bureau for Finance and Administration, UNDP

^W Expenditures do not include overhead paid to executing/implementing agencies.

^W Includes expenditures reported by ASDR, ECLAC, ESCAP, ESCWA, ICAO, IMF, IMO, UNCTAD, UNEP, UNICEF, UNITAR, WHO and WMO.

