



General Assembly

Distr.
GENERAL

A/50/666*
20 October 1995

ORIGINAL: ENGLISH

Fiftieth session
Agenda item 117

IMPROVING THE FINANCIAL SITUATION OF THE UNITED NATIONS

Report of the Secretary-General

I. INTRODUCTION

1. As we commemorate the fiftieth anniversary of the United Nations, I am once again obliged to draw the attention of Member States to the critical financial situation of our Organization. As Heads of State and Government, Ministers and other distinguished representatives gather to consider the international situation and define the future role of the United Nations, the Organization is in a precarious financial position.

2. I know that some may recall past warnings on this subject and, based on our success in weathering those storms, conclude that I am exaggerating the gravity of our current situation. I regret that I cannot share such optimism. On the contrary, past crises have left the Organization financially enfeebled.

3. Today, our financial situation is uncertain. The Organization has no capital base; it has effectively no reserves. It is totally dependent on Member States' assessing themselves on a timely basis for the mandates they wish to have carried out, and for the prompt payment of those assessments to assure cash inflows sufficient to fund those mandates. That is not happening.

(a) Uncollected assessments have risen to an unprecedented level (see paras. 4-19, 37 and 43 below);

(b) Cash inflows have become unpredictable, even erratic (paras. 7, 8, 16, 20, 24 and 25);

(c) Regular budget cash has been depleted. This situation will, in all likelihood, not turn around by year-end (paras. 21-25 and 37);

* Reissued for technical reasons.

95-32323 (E) 251095 261095



/...

(d) Peace-keeping cash has been borrowed to pay regular budget bills (paras. 22 and 37 and annex IV);

(e) The debts of the Organization are mounting, with no predictable assurance of when and to what degree they can be paid (paras. 33, 40 and 41);

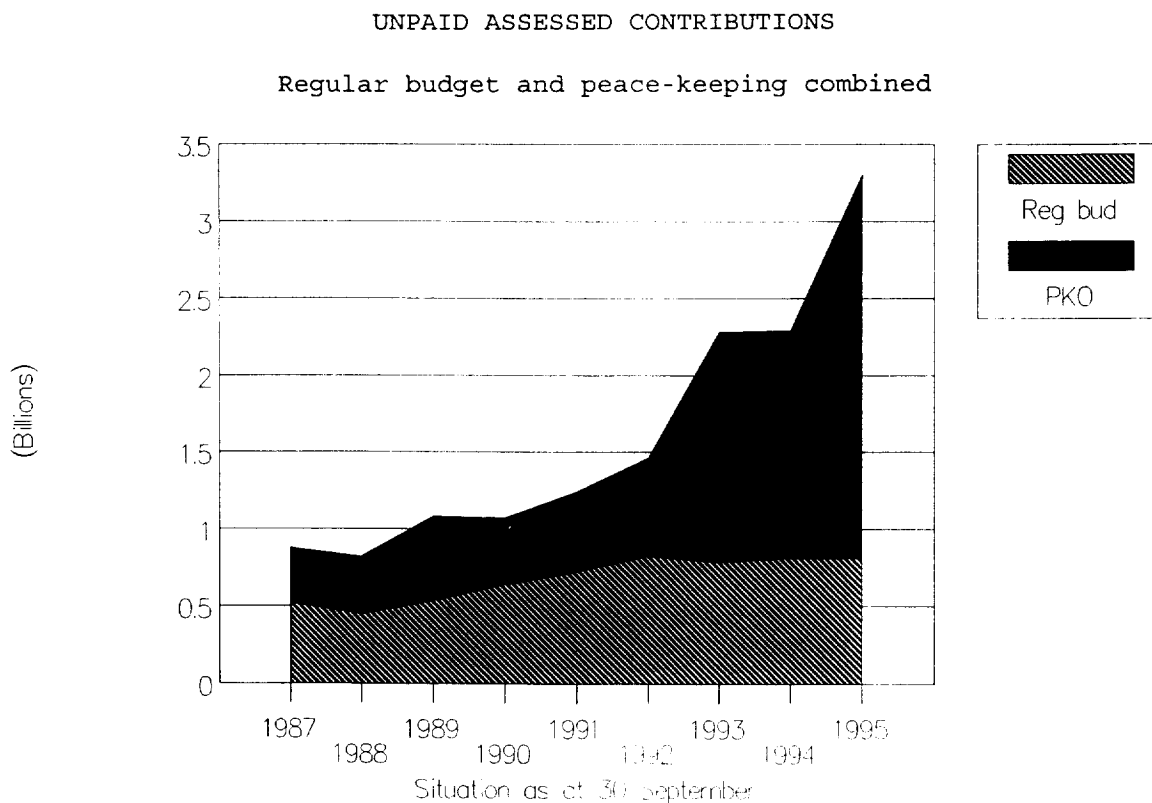
(f) Emergency cash conservation measures will have a modest positive offsetting effect but provide no long-term solution (paras. 26 and 27);

(g) In recent weeks, some significant payments have been received, but most had already been anticipated. The projected need to borrow about \$240 million for the regular budget by year-end is unchanged. Some reduction in the expected level of amounts owed to troop-contributing countries has now become possible (paras. 34-41).

II. ARREARS AND OUTSTANDING CONTRIBUTIONS

A. Overall

4. Total outstanding assessed contributions to the regular budget and assessed peace-keeping operations exceeded \$3.3 billion at 30 September 1995. The continuing increase in unpaid contributions is illustrated below



5. Annex I to the present report provides a listing of the outstanding contributions from Member States, totalling \$3,330.4 million at 30 September 1995. An addendum, showing the situation as of the date of the present report, will be issued shortly.

B. Status of assessed contributions to the regular budget

6. At the end of 1994 unpaid assessments to the regular budget totalled \$481.8 million. On 1 January 1995, additional assessments of \$1,134.6 million became payable. Twenty-one Member States paid their 1995 assessments in full within 30 days, in conformity with the Charter of the United Nations and the Financial Regulations. By 30 September an additional 59 Member States had paid in full but, despite frequent appeals and reminders, 104 Member States still had outstanding contributions and had thus failed to meet their statutory obligations.

7. The pattern of payments of Member States at 30 September over the past three years is shown in annex II to the present report. While there has been some improvement evident in the pattern of payment by Member States in 1995 in comparison to the previous two years, the overall situation remains extremely unsatisfactory.

8. With three months left in 1995, unpaid contributions to the regular budget totalled \$810.1 million, of which \$385.6 million was outstanding for 1994 and prior years and \$424.5 million relates to 1995. The total amount outstanding is the equivalent of 71.4 per cent of the regular budget assessment for 1995. Moreover, the amount of the regular budget contributions by the major contributor during the final quarter of the year is uncertain at this point.

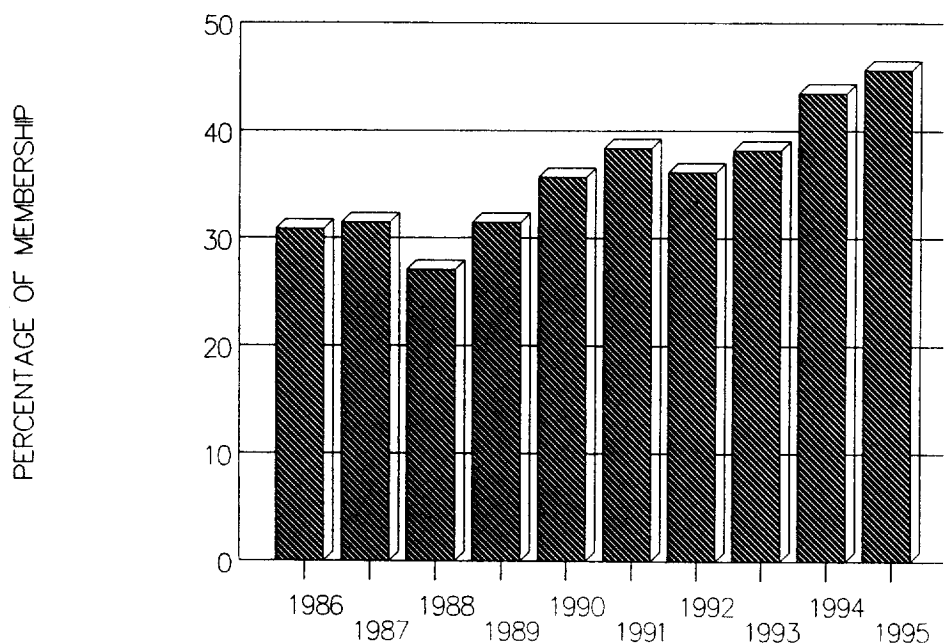
9. The extra efforts made by certain Member States has led to some improvement in the rate of payment of the current year's assessments for the regular budget. This is reflected in the figures below, which show the percentages of current year's regular budget assessed contributions paid as at 30 June and 30 September 1995, together with the comparable data at the same dates and at year-end annually since 1986:

	<u>1986</u>	<u>1987</u>	<u>1988</u>	<u>1989</u>	<u>1990</u>	<u>1991</u>	<u>1992</u>	<u>1993</u>	<u>1994</u>	<u>1995</u>
30 June	49.6	52.0	56.5	48.0	47.9	39.7	50.9	50.9	46.5	59.2
30 September	57.8	56.1	63.3	64.6	64.3	59.5	54.8	55.2	58.2	62.6
31 December	70.3	63.8	66.0	66.4	65.3	61.0	61.1	62.5	66.8	-

10. Over the same 10-year period, however, as depicted below, the number of Member States owing more than their current year's assessment for the regular budget has continued to increase, both in absolute terms and as a percentage of the total membership of the Organization. In this respect, at 30 September 1995 the situation had reached new levels, with 84 Member States, or more than 45 per cent of the membership, in this category. At the same date, 47 Member States had made no contributions at all to the regular budget in 1995.

/...

MEMBER STATES OWING MORE THAN CURRENT YEAR'S ASSESSMENT



11. The status of contributions to the regular budget as at 30 September 1995 is given in annex III to the present report. An addendum, showing the situation as of the date of the present report, will be issued shortly.

C. Status of assessed contributions to peace-keeping operations

12. There are currently 15 peace-keeping operations financed by assessed contributions: the United Nations Disengagement Observer Force (UNDOF); the United Nations Interim Force in Lebanon (UNIFIL); the United Nations Angola Verification Mission (UNAVEM III); the United Nations Mission for the Referendum in Western Sahara (MINURSO); the United Nations Peace Force, consisting of the three separate but interlinked operations, the United Nations Protection Force (UNPROFOR), the United Nations Confidence Restoration Force in Croatia (UNCRO) and the United Nations Preventive Deployment Force (UNPREDEP); the United Nations Force in Cyprus (UNFICYP) and the United Nations Iraq-Kuwait Observation Mission (UNIKOM) which are financed in part from assessed contributions; the United Nations Observer Mission in Georgia (UNOMIG); the United Nations Mission in Haiti (UNMIH); the United Nations Observer Mission in Liberia (UNOMIL); the United Nations Assistance Mission for Rwanda (UNAMIR); and the United Nations Mission of Observers in Tajikistan (UNMOT).

13. There are also contributions outstanding for 12 completed peace-keeping operations: the United Nations Advance Mission in Cambodia (UNAMIC) and the United Nations Transitional Authority in Cambodia (UNTAC) (the balances

/...

consolidated into UNTAC); the United Nations Observer Group in Central America (ONUCA) and the United Nations Observer Mission in El Salvador (ONISAL) (the balances consolidated into ONUSAL); the United Nations Angola Verification Mission (UNAVEM I and II) (the balances consolidated into UNAVEM III); the United Nations Observer Mission Uganda-Rwanda (UNOMUR) (the balance consolidated into UNAMIR); the United Nations Military Liaison Team in Cambodia (UNMLT); the United Nations Operation in Somalia (UNOSOM); the United Nations Operation in Mozambique (ONUMOZ); the United Nations Iran-Iraq Military Observer Group (UNIIMOG); and the United Nations Transitional Assistance Group (UNTAG).

14. The following table provides information, updated through 30 September 1995, on balances due, assessments and collections in relation to each United Nations peace-keeping operation financed through assessments. The starting-point is 30 September 1993, so as to maintain continuity with tables provided in earlier reports of the Secretary-General on this subject.

	Balance due 30 Sept. 1993	Assessments since September 1993		Collected		Balance due 30 Sept. 1995
		Period	Amount	Oct. 1993- Sept. 1994	Oct. 1994- Sept. 1995	
(Millions of United States dollars)						
UNDOF	24.3	12/93-11/95	53.1	18.6	28.0	30.8
UNIFIL	233.5	2/94-1/96	269.3	114.5	156.0	232.0
UNAVEM <u>a/</u>	33.1	12/93-12/95	248.3	35.2	139.0	107.2
UNIKOM	31.2	11/93-10/95	28.2	15.0	7.0	37.2
MINURSO	20.4	12/94-9/95	48.4	-	18.0	50.3
ONUSAL <u>b/</u>	33.7	12/93-5/95	32.8	22.1 <u>c/</u>	14.0	30.0
UNTAC <u>d/</u>	278.2	9/93-3/94	100.0	216.8	103.0	58.1
UNPROFOR	428.4	10/93-11/95	3 540.8	1 371.4	1 248.0	1 349.5
UNOSOM	310.7	10/93-2/95	1 050.2	820.7	216.0	323.7
ONUMOZ	98.9	10/93-3/95	336.8	255.7	136.0	43.6
UNIIMOG	1.1	None	-	0.2	-	0.9
UNTAG	2.3	None	-	-	0.0	2.1
UNFICYP	7.2	12/93-12/95	42.2	16.2	18.0	14.5
UNOMIG	<u>e/</u>	8/93-1/96	26.3	3.1	18.0	4.4
UNMIH	-	9/93-8/95	174.8	1.0	138.0	35.2
UNOMIL	-	9/93-12/95	57.5	34.0	10.0	13.5 <u>f/</u>
UNAMIR	-	10/93-12/95	435.9	86.1	191.0	158.1
UNOMUR	<u>g/</u>	6/93-12/93	3.6	2.7	0.4	0.5
UNMLT	-	11/93-5/94	0.9	0.5	0.3 <u>h/</u>	0.1
UNMOT	-	12/94-12/95	8.4	-	5.0	3.4
Total	1 503.0		6 457.5	3 013.8	2 451.6	2 495.1 <u>f/</u>

a/ Includes UNAVEM I, II and III.

b/ Includes ONUCA.

c/ Includes \$2.6 million credit from the unencumbered balance of ONUCA.

d/ Includes UNAMIC.

e/ Resolution 48/475 on the financing of UNOMIG was adopted on 23 December 1994; consequently, no balance is indicated for 30 September 1993.

f/ Includes \$4.7 million for which assessments were dispatched on 25 September 1995 and which therefore falls within the 30-day due period as at 30 September 1995.

g/ Resolution 48/245 on the financing of UNOMUR was adopted on 5 April 1994; consequently, no balance is indicated for 30 September 1993.

h/ Includes \$0.3 million credit from unencumbered balance.

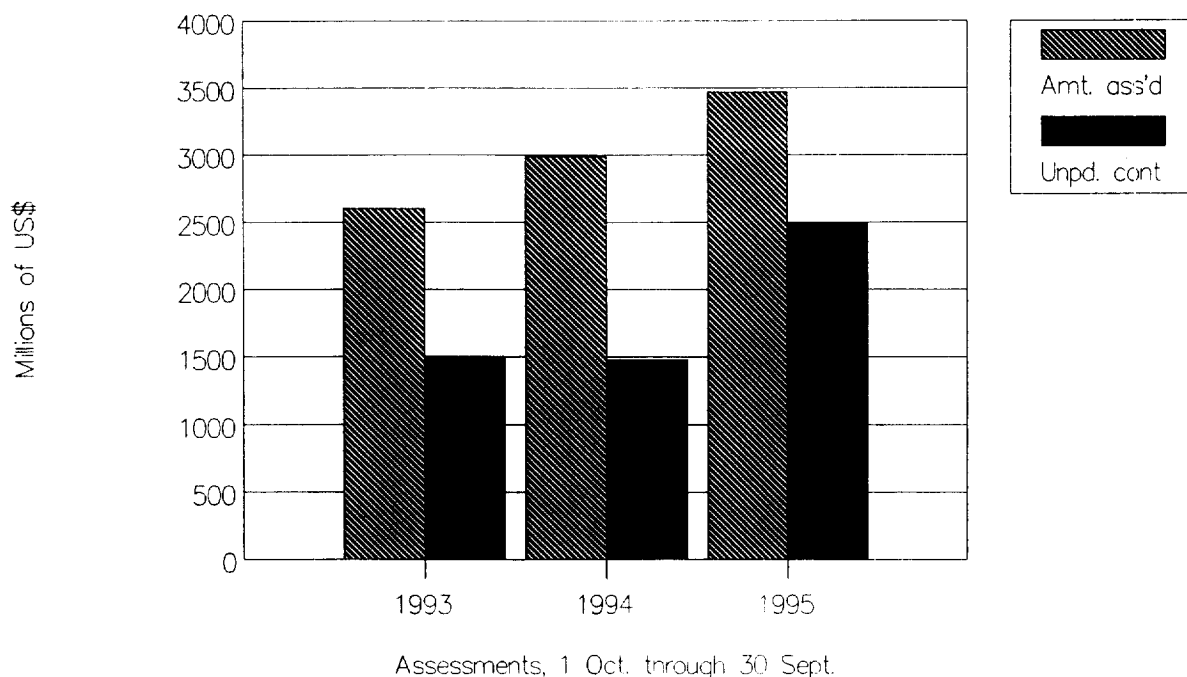
/...

15. The foregoing table shows that, since the start of the forty-eighth session of the General Assembly in September 1993, assessments levied for peace-keeping operations were almost three times as large as the assessments for the regular budget in 1994 and 1995. The unpaid balance of peace-keeping assessments on 30 September 1995 increased to \$2,495.1 million from \$1,503.0 million on 30 September 1993 and was more than three times the amount due for the regular budget.

16. The magnitude of the unpaid assessments at 30 September 1995 is attributable in part to the issuance of assessments totalling \$1.0 billion in August 1995, following action by the resumed forty-ninth session of the General Assembly. Nevertheless, the continuing growth, in both absolute and relative terms, of unpaid assessed contributions for peace-keeping operations is stretching the Organization's financial capacity to carry out such operations to the breaking point and is endangering their effective implementation. In this context, as depicted below, total peace-keeping contributions outstanding at 30 September 1995 corresponded to over 70 per cent of assessments issued over the previous 12 months, a significant deterioration compared with the position at 30 September 1993 (57 per cent) or 30 September 1994 (49 per cent).

PEACE-KEEPING ASSESSMENTS, 1993-1995

Growth of unpaid contributions



D. Status of assessed contributions to international tribunals

17. On 20 July 1995, the General Assembly adopted resolution 49/242 B on the financing of the International Tribunal for the Prosecution of Persons Responsible for Serious Violations of International Humanitarian Law Committed in the Territory of the Former Yugoslavia since 1991. In accordance with the resolution, on 30 August 1995, \$20.2 million was assessed on Member States for the financing of the International Tribunal for the period from 1 January 1994 to 31 December 1995. Of this amount, \$19 million was outstanding as at 30 September 1995.

18. On 20 July 1995, the General Assembly also adopted resolution 49/251 on the financing of the International Criminal Tribunal for the Prosecution of Persons Responsible for Genocide and Other Serious Violations of International Humanitarian Law Committed in the Territory of Rwanda and Rwanda Citizens Responsible for Genocide and Other Such Violations in the Territory of Neighbouring States Between 1 January and 31 December 1994. In accordance with the resolution, on 30 August 1995, \$6.5 million was assessed on Member States for the financing of the International Criminal Tribunal for the period to 31 October 1995. Of this amount, \$6.1 million was outstanding as at 30 September 1995.

19. The General Assembly experienced considerable difficulty in agreeing on the appropriate mode of financing for their operations. The adoption of resolutions 49/242 B and 49/251 was thus the culmination of extended negotiations between Member States. Pending this agreement, the General Assembly had authorized the Secretary-General to enter into commitments for the operation of the tribunals, from 1993 in the case of the tribunal for the former Yugoslavia and from late 1994 in the case of the Rwanda tribunal. These unfunded mandates contributed to the cash flow problems of the Organization. Financing of the tribunals continues to do so because, as indicated above, the bulk of assessments for them remain unpaid.

III. CASH FLOW SITUATION

20. As might be expected, the disturbing trends in the receipt of assessed contributions, described above, are reflected in cash flow problems that are projected to reach unprecedented levels by the end of 1995. This is especially true for the regular budget.

21. With respect to the General Fund (which includes the now depleted regular budget account and the depleted reserves, namely, the Working Capital Fund and the Special Account), the regrettable pattern has been for it to run out of cash by the end of the summer, but to a very limited degree. Typically, replenishment has not been achieved before October or November, when the major contributor has normally made sizeable payments. As indicated in the cash flow information contained in annex IV, it is currently projected that disbursements in 1995, at \$1,230 million, will exceed receipts by \$213 million. A gap of this size is totally without precedent.

22. Also provided in annex IV are comparative monthly cash flow figures from 1991 to 1995. Annex IV shows that, from 1991 to 1994, the end-of-month cash deficit exceeded \$20 million on only six occasions; moreover, the highest monthly cash deficit, in September 1992, was less than \$70 million. By contrast, in 1995 the General Fund ran out of cash completely in early August, and funds had to be borrowed from peace-keeping operations to continue the Organization's work. Current projections put the cash deficit at the end of the year at almost \$240 million.

23. Among the factors contributing to this situation are the year-to-year trend of increases in the amount of unpaid assessments of a number of Member States; the fact that the costs of a number of unfunded mandates, such as the international tribunals, have had to be met from the General Fund this year; and the relative weakness of the United States dollar in 1995, which has increased the Organization's costs of operations outside New York.

24. By far the most significant factor causing the unprecedented size and duration of the regular budget cash crisis, however, is the change in the pattern of expected receipts of unpaid assessed contributions. As indicated above, many Member States have made great efforts to pay their full assessed contributions in response to the Secretary-General's urgent warnings about the Organization's financial situation. Despite their efforts, total unpaid assessed contributions for the regular budget are expected to be over \$630 million by the end of December 1995, a level which would be over \$150 million, or more than 30 per cent, higher than they were at the end of 1994.

25. This dramatic increase in projected outstanding contributions at the end of the year is due in large part to reduced payments expected from the major contributor. Over the past five years, the major contributor has made a large payment, equivalent to most of its current year's assessment, during the month of October or November. This year such a large payment is not expected. While the cash flow projections include additional payments from the largest contributor, its unpaid contributions to the regular budget at the end of December are currently expected to be over \$400 million, or about 65 per cent of outstanding regular budget assessments at that time.

26. In response to this critical cash flow situation, the Secretary-General has taken a number of short-term steps to conserve enough cash so as to be able to continue the operations of the Organization with respect to both regular budget and peace-keeping activities. These measures, outlined in the statement to the Fifth Committee of the General Assembly on 12 September 1995 by the Under-Secretary-General for Administration and Management (A/C.5/49/SR.68), are essentially a holding action until assessed contributions are received in sufficient amounts in early 1996 to allow the resumption of a normal level of activity.

27. These cash conservation activities are, at best, an extremely short-term response to the United Nation's immediate cash crisis. They can in no way solve the Organization's basic financial problem of having obligations far in excess of the cash resources necessary to pay those debts. Until Member States pay their assessed contributions in full, both for regular budget and peace-keeping,

/...

or some other means to cover the Organization's obligations are found, the United Nations cash flow crises will continue.

28. Peace-keeping activities have also been seriously affected by cash deficits. With unpaid assessments at very high levels for virtually all missions, many operations ran out of cash repeatedly during 1995. In order to continue operating at all, it was necessary, for long periods of time, to borrow cash temporarily available from other missions or from the Peace-keeping Reserve Fund. As of 30 September 1995, outstanding loans in the amount of \$64.5 million had been made to five peace-keeping operations (UNTAC, ONUSAL, UNCSOM, MINURSO and UNOMIL) from the accounts of other peace-keeping operations, as well as from the Peace-keeping Reserve Fund.

29. UNTAC, UNOSOM and ONUSAL, together accounting for \$42.9 million or 66.6 per cent of the loans outstanding, are no longer operational. There are nevertheless amounts still owing to Governments and others in respect of these operations. The settlement of these obligations would require further borrowing unless outstanding assessed contributions are received. Recent experience indicates, however, that unpaid assessments for completed operations are not normally given priority by those Member States which have outstanding assessments for both active and completed operations. It should be noted that the continuing need to borrow has an inevitable impact on the operations from which the funds are borrowed, leading ultimately to late or non-payment of government claims.

30. Despite significant payments by a number of Member States, outstanding contributions for peace-keeping operations totalled \$2.5 billion at the end of September 1995. Of this amount, over \$900 million, or 36 per cent of the total outstanding, represented unpaid assessed contributions from the major contributor.

31. At the end of 1995 the estimated usable cash at the Organization's disposal is projected to be as follows:

31 December 1995
(Millions of United States dollars)

Regular budget	239
Total peace-keeping	<u>725</u>
Total	<u>486</u>

32. These projections are based on the anticipated receipt of substantial additional cash for the regular budget and peace-keeping operations during the last three months of 1995. Even if the forecast level of collection of assessed contributions is realized by the end of the year, the timing of such payments will be critical.

/...

33. The most important effect of the cash shortages for peace-keeping has been the necessity to limit severely, and suspend for increasingly long periods of time, reimbursements owed by the United Nations to Member States for their troop and equipment costs. These enormous and growing levels of debt to Member States are a hardship, particularly for those Member States that cannot afford to go unpaid for long periods of time.

IV. DEVELOPMENTS SINCE 30 SEPTEMBER 1995

34. Since 30 September 1995 a number of Member States have responded to the critical financial situation of the United Nations by making payments of outstanding contributions. As indicated above, an addendum to the present report will be issued shortly, reflecting the payments received since 30 September 1995.

A. Regular budget

35. As at 18 October 1995, an additional six countries (Kenya, Mauritius, the Russian Federation, Samoa, Saudi Arabia and Zambia) had paid all outstanding contributions to the regular budget. As of the same date, contributions of \$40.3 million to the regular budget had been received from a number of Member States, excluding the major contributor. The cash flow projections for the last three months of 1995 had anticipated payments from most of these Member States and in an aggregate amount relatively close to that which has now been received.

36. On 19 October 1995 the Organization's largest contributor paid \$95 million towards its outstanding regular budget assessments. This welcome receipt was within the amounts anticipated in the cash flow projections for the last quarter of 1995.

37. Accordingly, and despite the reduction in outstanding contributions for the regular budget to \$674.8 million as a result of these payments, it is still expected that some \$240 million will have to be borrowed by year-end from peace-keeping operations to finance the anticipated shortfall in payments to the regular budget. Only the receipt of contributions to the regular budget in excess of those now forecast, or the continuing impact of cash conservation measures, can contain the expected increase in borrowing from peace-keeping funds.

B. Peace-keeping operations

38. By 19 October 1995 additional payments totalling \$227.8 million had been received for peace-keeping operations, thus reducing the amounts outstanding to some \$2,290.7 million. Included in this total were significant payments of arrears of peace-keeping assessments in excess of those foreseen in mid-September for the last quarter of 1995.

39. In particular, by 12 October 1995 unanticipated payments of \$61 million from the Russian Federation, \$26 million from the United States of America and

/...

\$12 million from Brazil had been received. On 18 October 1995 an additional \$12 million was received from the Russian Federation. Further payments of \$25 million from the Russian Federation and \$56 million from the United States are expected within the next week.

40. In the light of these payments, on 12 October 1995 the Secretary-General decided to make a modest, but long-overdue payment of \$150 million to troop contributors for troop costs. Even after these payments, unpaid troop and equipment costs currently total some \$872 million. A breakdown of these amounts is shown below:

<u>Amount</u>	<u>Countries</u>	<u>Aggregate (Millions of United States dollars)</u>
Under \$10 million	53	121
From \$10 million to \$30 million	14	241
From \$30 million to \$50 million	6	243
Over \$50 million	<u>4</u>	<u>297</u>
Total	<u>77</u>	<u>872</u>

Based on the additional receipts from the Russian Federation and the United States just received or anticipated, the Secretary-General would intend to make a second set of payments to troop contributors totalling \$100 million within the next few weeks.

41. With this payment, the Organization will still owe troop contributors some \$800 million by the end of October and some \$1 billion by the end of 1995. The long delays in payments to troop-contributing countries, and the magnitude of the amounts owed, places an unfair burden on such countries. It could ultimately undermine their willingness to participate in peace-keeping operations, thereby threatening the viability of peace-keeping as a tool for the maintenance of peace and security.

V. CONCLUSION

42. While a number of Member States have responded to the Secretary-General's appeals regarding the critical financial position of the Organization, the current situation remains bleak. The General Fund, which finances regular budget activities, is expected to show a deficit at the end of 1995 of approximately \$240 million. The prospects for additional receipts for the regular budget from the major contributor remain uncertain.

43. As regards peace-keeping, unpaid contributions still total almost \$2.3 billion. The unanticipated receipt of certain contributions will allow the Organization to make some payments to troop-contributing countries. However, the United Nations is still expected to owe these countries \$1 billion by the

/...

end of 1995. This problem is, of course, exacerbated by the need to borrow available peace-keeping funds for the regular budget.

44. Unless Member States resolve to pay their assessed contributions to the United Nations in accordance with their obligations under the Charter, the Organization's capacity to serve Member States will be crippled and its continued viability will be threatened.

ANNEX I

Outstanding contributions to the regular budget, peace-keeping operations a/ and international tribunals b/

as at 30 September 1995

(In United States dollars)

Regular budget										Peace-keeping operations and international tribunals				Regular budget, peace-keeping operations and international tribunals combined				Assessments within the 30-day due period included in grand total d/
Member State	Prior years	Current year	Total	Member State	Prior periods	Current period e/	Total	Member State	Prior periods	Current period	Grand total	Assessments within the 30-day due period included in grand total d/						
United States of America	212,126,446	315,027,985	527,154,431	United States of America	150,858,128	756,365,350	907,223,478	United States of America	362,986,574	1,071,393,335	1,434,377,909	1,549,189						
South Africa	37,599,875	3,715,445	61,115,320	Russian Federation	350,109,486	220,841,074	570,950,560	Russian Federation	350,109,486	241,370,772	591,480,258	328,128						
Ukraine	36,405,490	16,173,112	52,578,602	Japan	136,883,550	197,610,333	334,493,883	Ukraine	173,289,040	64,275,066	237,562,106	68,866						
Russian Federation	0	20,529,698	20,529,698	Ukraine	0	48,099,954	184,983,504	Japan	103,976,764	197,610,333	301,587,097	649,106						
Iran (Islamic Republic of)	4,984,782	6,556,667	11,541,449	France	0	101,423,075	101,423,075	South Africa	0	14,652,913	118,659,677	15,821						
Yugoslavia	9,611,549	1,202,055	10,813,604	Italy	0	92,615,691	92,615,691	France	0	101,423,075	101,423,075	364,917						
Belarus	6,334,508	4,043,277	10,377,785	United Kingdom of Great Britain and Northern Ireland	0	85,100,612	85,100,612	Italy	0	92,615,691	92,615,691	222,883						
Uzbekistan	7,002,256	2,076,278	9,078,534	South Africa	46,576,889	10,937,468	57,514,357	United Kingdom of Great Britain and Northern Ireland	0	85,100,612	85,100,612	304,394						
Saudi Arabia	0	8,742,223	8,742,223	Belarus	35,896,660	12,100,502	47,997,162	Belarus	42,231,168	16,143,779	58,374,947	15,727						
Azerbaijan	5,945,603	1,748,444	7,694,047	Spain	0	30,543,242	30,543,242	Spain	16,060,764	10,603,580	26,664,344	104,229						
Kazakhstan	4,632,293	2,841,222	7,473,515	Netherlands	1,969,602	14,660,422	16,630,024	Iran (Islamic Republic of)	8,840,617	14,056,126	22,896,743	5,583						
Georgia	5,141,087	1,748,444	6,889,531	Germany	13,696,432	2,507,336	16,203,768	Saudi Arabia	0	19,201,209	19,201,209	7,445						
Argentina	0	5,245,333	5,245,333	Poland	0	16,154,519	16,154,519	Netherlands	1,969,602	14,460,422	16,430,024	73,518						
Israel	1,689,756	2,841,222	4,530,978	China	11,075,982	6,044,013	17,120,000	Germany	13,696,432	2,507,336	16,203,768	415,986						
Iraq	2,644,435	1,529,889	4,174,324	Iran (Islamic Republic of)	8,840,617	4,916,903	13,757,520	Poland	0	16,154,519	16,154,519	3,536						
Latvia	2,755,356	1,092,777	3,848,133	Saudi Arabia	0	3,293,903	3,293,903	China	12,675,005	1,942,895	14,617,900	41,524						
Lithuania	2,440,087	1,202,055	3,642,142	Belgium	6,689,438	2,669,065	9,358,503	Yugoslavia	10,582,832	3,377,978	13,960,810	1,024						
Venezuela	0	3,463,832	3,463,832	Venezuela	5,332,707	1,580,057	6,912,764	Uzbekistan	0	13,695,247	13,695,247	1,768						
Armenia	2,579,138	874,222	3,453,360	Libyan Arab Jamahiriya	0	0	0	Belgium	0	0	0	46,065						

Regular budget, peace-keeping operations and international tribunals combined

Member State	Regular budget				Peace-keeping operations and international tribunals				Regular budget, peace-keeping operations and international tribunals combined				Assessments within the 30-day due period included in grand total d/
	Prior years	Current year	Total	Member State	Prior periods	Current period \$/	Total	Member State	Prior periods	Current period	Grand total		
Turkey	0	3,410,705	3,410,705	Kazakhstan	3,899,332	1,774,229	5,673,561	Kazakhstan	8,531,625	4,615,451	13,147,076	2,419	
Republic of Moldova	1,830,614	1,202,055	3,032,669	Brazil	82,179	5,487,136	5,569,315	Venezuela	6,489,638	6,132,897	12,622,535	3,722	
Bulgaria	1,017,287	1,092,777	2,110,064	Austria	0	5,526,661	5,526,661	Azerbaijan	8,918,995	2,825,973	11,744,968	1,489	
Kyrgyzstan	1,665,846	437,111	2,102,957	Uzbekistan	3,580,576	1,301,700	4,882,276	Georgia	7,781,643	2,833,350	10,614,993	1,489	
Turkmenistan	856,297	1,092,777	1,949,074	Azerbaijan	2,973,392	1,077,529	4,070,921	Argentina	8,427,153	8,427,153	8,529,045	4,467	
Croatia	1,358,119	546,389	1,904,508	Yugoslavia	3,063,456	740,840	3,804,296	Iraq	5,348,996	5,472,153	7,161,149	1,303	
Estonia	1,023,063	764,945	1,788,008	Georgia	1,084,906	2,068,978	3,153,884	Turkey	1,605,06	5,376,683	7,084,789	3,164	
Cuba	1,388,205	327,833	1,716,038	Turkey	1,605,106	2,068,978	3,674,084	Libyan Arab Jamahiriya	4,327,707	1,880,057	6,207,764	1,954	
Tajikistan	0	1,639,166	1,639,166	United Arab Emirates	2,704,014	3,083,848	5,787,862	Latvia	3,871,537	1,768,189	5,640,726	1,024	
Hungary	625,778	874,222	1,500,000	Mexico	101,892	882,264	984,156	Republic of Moldova	3,810,901	1,953,128	5,764,029	1,024	
Romania	0	1,639,166	1,639,166	Argentina	2,704,014	3,083,848	5,787,862	Lithuania	4,309,515	1,448,136	5,757,651	15,076	
Chile	610,372	655,666	1,266,038	Slovakia	2,811,998	3,181,820	5,993,818	Armenia	82,179	5,487,136	5,569,315	39,351	
Bosnia and Herzegovina	875,222	218,556	1,093,778	Slovenia	2,040,723	753,071	2,793,794	Austria	1,689,756	3,014,740	4,704,496	2,419	
Democratic People's Republic of Korea	628,915	437,111	1,066,026	Indonesia	1,883,586	907,533	2,791,119	Israel	1,766,547	2,635,634	4,402,181	1,395	
Dominican Republic	817,137	109,278	926,415	Hungary	1,766,547	996,468	2,763,015	Hungary	2,568,750	1,769,636	4,338,386	931	
Trinidad and Tobago	204,774	437,111	641,885	Croatia	1,712,453	676,859	2,389,312	Croatia	2,188,834	1,642,429	3,831,263	931	
Somalia	443,073	109,278	552,351	Republic of Korea	1,730,377	2,377,983	4,108,360	Bulgaria	1,086,351	2,623,228	3,709,579	1,395	
Liberia	0	546,389	546,389	Armenia	1,572,601	675,592	2,248,193	Romania	2,590,043	1,239,757	3,829,800	1,768	
Syrian Arab Republic	320,426	218,556	538,982	Latvia	1,370,814	753,073	2,123,887	United Arab Emirates	2,704,014	3,083,848	5,787,862	7,259	
Guatemala	410,922	109,278	520,200	Romania	1,086,351	984,062	2,070,413	Mexico	1,984,355	1,237,250	3,221,605	651	
Chad	407,559	109,278	516,837	Bulgaria	1,171,547	549,652	1,721,199	Cuba	2,492,127	717,876	3,210,003	373	
Gabon	331,746	109,278	441,024	Nigeria	15,757	1,561,936	1,577,693	Kyrgyzstan	2,492,127	891,075	3,383,202	465	
Sao Tome and Principe	0	437,111	437,111	Greece	1,162,714	383,526	1,546,240	Estonia	1,598,522	1,384,159	2,982,681	744	
Uruguay	308,089	109,278	417,367	Peru	972,744	509,937	1,482,681	Chile	2,811,998	27,659	2,839,657	558	
Comoros	303,882	109,278	413,160	Cuba	961,292	472,305	1,433,597	Slovakia	1,773,086	1,039,192	2,812,278	373	
Niger	292,911	109,278	402,189	Syrian Arab Republic	838,555	306,978	1,145,533	Indonesia	1,883,586	907,533	2,791,119	1,303	
Gambia	288,340	109,278	397,618	Kyrgyzstan	826,281	280,765	1,107,046	Tajikistan	2,076,777	544,621	2,621,398	280	
Haiti	257,331	109,278	366,609	Turkmenistan	826,281	280,765	1,107,046	Republic of Korea	0	2,377,983	2,377,983	7,445	
Central African Republic	235,470	109,278	344,748	Turkmenistan	836,984	264,751	1,101,735	Democratic People's Republic of Korea	1,322,159	705,647	2,027,806	373	
Grenada	224,096	109,278	333,374	Trinidad and Tobago	744,174	344,686	1,088,860	Trinidad and Tobago	1,041,758	1,743,620	2,785,378	373	
Senegal	223,479	109,278	332,757	Estonia	693,244	268,536	961,780	Bosnia and Herzegovina	838,555	371,479	1,210,034	186	
Guinea-Bissau	203,479	109,278	312,757	Denmark	0	1,082,676	1,082,676	Syrian Arab Republic	605,340	1,014,353	1,619,693	1,489	
Morocco	203,779	109,278	313,057	Democratic People's Republic of Korea	0	926,868	926,868	Nigeria	15,757	1,561,936	1,577,693	3,444	
Afghanistan	202,770	109,278	312,048	India	688,572	216,788	905,360	Greece	1,296,076	185,824	1,481,900	93	
Former Yugoslav Republic of Macedonia	203,457	109,278	312,735	Tajikistan	635,453	244,543	880,000	Dominican Republic	592,776	692,794	1,285,570	373	
Rwanda	200,640	109,278	309,918	Qatar	592,776	871,733	1,464,509	Uruguay	635,433	1,082,676	1,718,109	373	
Angola	198,964	109,278	308,242	Luxembourg	0	255,683	255,683	Qatar	0	1,082,676	1,082,676	32,572	
Haiti	191,287	109,278	300,565	Uruguay	592,776	823,459	1,416,235	Denmark	0	1,082,676	1,082,676	32,572	
Kenya	186,145	109,278	295,423	Sweden	0	823,459	823,459						

Regular budget

Peace-keeping operations and international tribunals

Regular budget, peace-keeping operations and international tribunals combined

Member State	Prior years	Current year	Total	Member State	Prior periods	Current period c/	Total	Member State	Prior periods	Current period	Grand total	Assessments within the 30-day period included in grand total d/
Honduras	171,796	109,278	281,074	Colombia	113,552	495,157	608,709	Guatemala	708,925	346,394	1,055,319	186
Dominica	168,886	109,278	278,164	Ecuador	464,749	140,470	605,219	India	0	926,868	926,868	2,985
Malawi	166,858	109,278	276,116	Bosnia and Herzegovina	478,939	152,923	631,862	Luxembourg	0	871,739	871,739	3,237
Mauritania	165,397	109,278	274,675	Dominican Republic	308,499	127,838	436,337	Liberia	666,242	173,204	839,446	93
Sierra Leone	164,705	109,278	273,983	Guatemala	0	470,596	470,596	Gabon	645,921	185,824	831,745	93
Madagascar	164,363	109,278	273,641	Algeria	0	450,328	450,328	Somalia	571,523	142,342	714,067	47
Uganda	161,067	109,278	270,345	Australia	0	448,006	448,006	Ecuador	464,749	236,645	701,394	186
Burundi	160,825	109,278	270,103	Slovenia	18,088	409,214	427,302	Chad	499,722	142,342	642,264	47
Equatorial Guinea	160,652	109,278	269,930	Thailand	193,090	191,767	384,857	Sudan	0	623,459	623,459	56,767
Guinea	156,348	109,278	265,626	Tunisia	22,473	333,211	355,684	Colombia	113,552	495,157	608,709	1,024
Burkina Faso	125,043	109,278	234,321	Iceland	263,948	63,926	327,874	The former Yugoslav Republic of Macedonia	385,438	185,824	571,262	93
Saint Vincent and the Grenadines	118,313	109,278	227,591	Viet Nam	238,342	76,546	314,888	Comoros	419,248	142,342	561,590	47
Vanuatu	115,961	0	115,961	Gabon	2,942	309,204	312,146	Sao Tome and Principe	418,331	142,342	560,673	47
Qatar	0	218,556	218,556	Andorra	236,838	63,926	300,764	Gambia	402,752	142,342	545,094	47
Seychelles	103,794	109,278	213,072	San Marino	223,149	63,926	287,075	Central African Republic	55,894	487,997	543,891	280
Suriname	101,746	109,278	211,024	Cambodia	222,052	63,926	285,978	Morocco	367,122	142,342	509,464	47
Bhutan	101,728	109,278	211,006	Liberia	211,535	63,926	275,461	Niger	333,087	173,204	506,291	93
Bolivia	101,728	109,278	211,006	Bolivia	207,379	63,926	271,305	Mal'i	323,780	173,204	501,735	93
Djibouti	101,728	109,278	211,006	El Salvador	194,741	63,926	258,667	Honduras	0	470,596	470,596	1,489
Lebanon	101,728	109,278	211,006	Philippines	181,991	76,546	258,537	Algeria	0	450,328	450,328	67,935
Sudan	101,728	109,278	211,006	Cote d'Ivoire	172,547	76,546	249,093	Australia	0	448,006	448,006	47
Cambodia	101,693	109,278	210,971	Senegal	168,213	76,546	244,759	Slovenia	304,085	142,342	446,427	47
United Republic of Tanzania	99,060	109,278	208,338	Honduras	161,291	63,926	225,217	Senegal	303,936	142,342	446,278	47
Cape Verde	84,677	109,278	193,955	Cyprus	83,893	136,293	220,186	Mauritania	303,905	142,342	446,247	47
Yemen	81,941	109,278	191,219	Congo	53,484	63,913	217,397	Equatorial Guinea	303,723	142,342	446,065	47
Saint Kitts and Nevis	80,600	109,278	190,878	Morocco	55,894	160,164	216,058	Madagascar	303,357	142,342	445,699	47
Zaire	69,278	109,278	178,556	Jamaica	150,261	63,926	214,187	Sierra Leone	291,010	142,342	433,352	47
Congo	48,032	109,278	157,310	Cameroon	147,536	63,926	211,462	Guinea-Bissau	288,059	142,342	430,398	47
Nicaragua	46,130	109,278	155,408	Oman	2,926	201,849	204,775	Solomon Islands	285,029	142,342	427,371	47
Costa Rica	36,144	109,278	145,422	Zambia	143,192	61,307	204,499	Angola	284,319	409,214	693,533	1,210
Zambia	36,144	109,278	145,422	Finland	145,421	184,805	329,226	Thailand	284,319	409,214	693,533	1,210
Cote d'Ivoire	14,387	109,278	123,665	Central African Republic	143,253	33,264	176,517	Afghanistan	284,319	409,214	693,533	1,210
Cameroon	11,728	109,278	120,006	Equatorial Guinea	139,360	33,147	172,507	Rwanda	284,319	409,214	693,533	1,210
Panama	10,806	109,278	120,084	Israel	138,652	33,147	171,799	Burundi	284,319	409,214	693,533	1,210
Guyana	6,204	109,278	115,482	Madagascar	138,652	33,147	171,799	Kenya	284,319	409,214	693,533	1,210
Maldives	0	109,278	109,278	Sierra Leone	138,652	33,147	171,799	Costa Rica	284,319	409,214	693,533	1,210
Mauritius	0	109,278	109,278	Mauritania	138,652	33,147	171,799	Guinea	284,319	409,214	693,533	1,210
Samoa	0	109,278	109,278	Nicaragua	137,344	33,147	170,491	Haiti	284,319	409,214	693,533	1,210
Cyprus	0	109,278	109,278	Yemen	137,344	33,147	170,491	Malawi	284,319	409,214	693,533	1,210
Jamaica	0	109,258	109,258	Norway	0	169,599	169,599	Uganda	284,319	409,214	693,533	1,210
Togo	0	100,643	100,643									
Ecuador	0	96,175	96,175									
Swaziland	0	93,980	93,980									

...

Regular budget, peace-keeping operations and international tribunals combined

Member State	Regular budget			Peace-keeping operations and international tribunals			Regular budget, peace-keeping operations and international tribunals combined			Assessments within the 30-day due period included in grand total d/		
	Prior years	Current year	Total	Member State	Prior periods	Current period c/	Total	Member State	Prior periods		Current period	Grand total
Papua New Guinea	0	10	10	Zaire	97,383	63,926	161,309	Tunisia	193,090	191,767	384,857	280
Algeria	0	0	0	Gambia	125,620	33,264	158,884	Congo	201,516	173,191	374,707	93
Andorra	0	0	0	Benin	114,560	33,264	147,824	Panama	183,353	185,407	368,760	93
Antigua and Barbuda	0	0	0	Burundi	114,026	33,264	147,290	Côte d'Ivoire	182,800	185,824	368,624	93
Australia	0	0	0	Comoros	111,159	33,264	144,423	Burkina Faso	219,296	142,542	361,838	47
Austria	0	0	0	Canada	0	142,850	142,850	Yemen	219,285	142,542	361,827	47
Bahamas	0	0	0	Mozambique	109,570	31,658	141,228	Vanuatu	213,886	142,542	356,428	47
Bahrain	0	0	0	Monaco	0	136,662	136,662	Iceland	22,473	333,211	355,684	1,396
Bangladesh	0	0	0	Ireland	0	135,974	135,974	Saint Vincent and Grenadines	207,428	349,970	557,400	47
Barbados	0	0	0	Djibouti	67,467	33,264	100,731	Dominica	205,549	142,542	348,091	47
Belgium	0	0	0	Lebanon	97,925	63,926	161,851	Djibouti	200,312	142,542	342,854	47
Belize	0	0	0	Vanuatu	93,264	33,264	126,528	Lebanon	169,195	173,204	342,399	93
Benin	0	0	0	Guinea	63,904	63,926	127,830	Zaire	166,661	173,204	339,865	93
Botswana	0	0	0	Guyana	94,471	33,264	127,735	Sudan	196,176	142,542	338,718	47
Brazil	0	0	0	Niger	94,448	33,264	127,712	Suriname	194,758	142,542	337,300	47
Brunei Darussalam	0	0	0	Sudan	94,253	33,264	127,517	Cameroon	159,264	173,204	332,468	93
Canada	0	0	0	Saint Kitts and Nevis	95,071	31,779	126,850	Zambia	158,949	170,585	329,534	93
China	0	0	0	Suriname	92,012	33,264	125,276	Cyprus	83,893	245,570	329,463	280
Colombia	0	0	0	Somalia	88,800	33,264	122,064	Viet Nam	263,948	63,926	327,874	93
Czech Republic	0	0	0	Saint Vincent and Grenadines	89,115	33,264	122,379	Nicaragua	153,939	173,204	327,143	93
Denmark	0	0	0	Chad	88,800	33,264	122,064	Jamaica	150,261	173,184	323,445	93
Egypt	0	0	0	Kenya	58,041	63,926	121,967	Seychelles	177,690	142,542	320,232	47
El Salvador	0	0	0	Sao Tome and Principe	87,489	33,264	120,753	United Republic of Tanzania	174,100	141,057	315,157	47
Eritrea	0	0	0	Solomon Islands	87,231	33,264	120,495	Cape Verde	170,500	142,542	313,042	47
Ethiopia	0	0	0	Swaziland	56,596	63,338	119,934	Andorra	2,942	309,204	312,146	466
Fiji	0	0	0	Angola	85,823	33,264	119,087	San Marino	146,608	307,793	454,401	466
Finland	0	0	0	Cape Verde	84,401	33,264	117,665	Bhutan	140,605	287,213	427,818	47
France	0	0	0	Uganda	60,006	57,073	117,079	El Salvador	63,926	272,641	336,567	93
Germany	0	0	0	Fiji	81,204	102,582	183,786	Philippines	259,832	259,832	519,664	538
Ghana	0	0	0	Bahamas	81,204	116,532	197,736	Mongolia	184,741	143,926	328,667	93
Greece	0	0	0	Rwanda	80,629	114,145	194,774	Guyana	70,108	173,204	243,312	93
Iceland	0	0	0	Pakistan	80,629	113,893	194,522	Maldives	75,653	173,204	248,857	93
India	0	0	0	Malawi	79,989	33,264	113,253	Maldives	75,653	152,427	228,080	47
Indonesia	0	0	0	Afghanistan	79,989	33,264	113,253	Togo	26,596	137,316	163,912	93
Ireland	0	0	0	Senegal	79,711	33,264	112,975	Swaziland	77,131	133,907	211,038	47
Italy	0	0	0	Guinea-Bissau	78,782	33,264	112,046	Chen	2,926	201,849	204,775	373
Japan	0	0	0	Mali	77,131	33,264	110,395	Finland	0	184,805	184,805	28,384
Jordan	0	0	0	Togo	77,131	33,264	110,395	Norway	0	169,599	169,599	25,587
Korea, Republic of	0	0	0	Maldives	75,653	33,149	108,802	Benin	114,560	33,264	147,824	47
Lesotho	0	0	0	United Republic of Tanzania	75,653	33,264	108,917	Canada	108,504	142,850	251,354	142,850
Libyan Arab Jamahiriya	0	0	0	Seychelles	73,896	33,264	107,160	Mozambique	109,570	31,658	141,228	47
Liechtenstein	0	0	0	Haiti	61,327	32,966	94,293	Monaco	94,293	136,662	230,955	466
				Paraguay	16,147	76,546	92,693	Ireland	0	135,974	135,974	9,306

Regular budget

Peace-keeping operations and international tribunals

Regular budget, peace-keeping operations and international tribunals combined

Member State	Prior years	Current year	Total	Member State	Prior periods	Current period £/	Total	Member State	Prior periods	Current period	Grand total	Assessments within the 30-day due period included in grand total d/
Luxembourg	0	0	0	Belize	57,820	32,624	90,444	Fiji	60,006	57,073	117,079	93
Malaysia	0	0	0	Czech Republic f/	0	88,733	88,733	Belarus	13,950	102,582	116,532	186
Malta	0	0	0	Grenada	52,377	33,264	85,641	Mauritius	0	114,968	114,968	93
Marshall Islands	0	0	0	Bahrain	7,483	77,745	85,228	Pakistan	0	114,145	114,145	554
Mexico	0	0	0	Kuwait	0	81,960	81,960	Paraguay	16,147	76,546	92,693	93
Micronesia	0	0	0	Brunei Darussalam	589	80,943	81,532	Belize	57,820	32,624	90,444	47
Monoaco	0	0	0	Bhutan	44,880	31,327	76,207	Czech Republic	0	88,733	88,733	186
Kongolia	0	0	0	Apua New Guinea	41,036	33,264	74,300	Bahrain	7,483	77,745	85,228	1,861
Kozambique	0	0	0	Portugal	0	70,143	70,143	Kuwait	0	81,960	81,960	55
Myanmar	0	0	0	Dominica	36,663	33,264	69,927	Brunei Darussalam	589	80,943	81,532	47
Nepal	0	0	0	Singapore	28,859	33,264	62,123	Papua New Guinea	41,036	33,274	74,310	3,722
Netherlands	0	0	0	Bangladesh	23,840	33,255	57,095	Portugal	0	70,143	70,143	47
New Zealand	0	0	0	Samoa	2,369	49,767	52,136	Singapore	0	62,304	62,304	1,303
Nigeria	0	0	0	Barbados	13,907	33,264	47,171	Bangladesh	28,859	33,264	62,123	47
Norway	0	0	0	Ethiopia	0	45,752	45,752	Barbados	2,369	49,767	52,136	93
Oman	0	0	0	Jordan	11,919	33,262	45,181	Ethiopia	13,907	33,264	47,171	47
Pakistan	0	0	0	Nepal	0	42,480	42,480	Jordan	0	45,752	45,752	93
Paraguay	0	0	0	Marshall Islands	0	36,603	36,603	Nepal	11,919	33,262	45,181	47
Philippines	0	0	0	Malaysia	1,781	28,225	29,727	Marshall Islands	0	42,480	42,480	93
Poland	0	0	0	Sri Lanka	0	29,727	29,727	Malaysia	0	36,603	36,603	1,303
Portugal	0	0	0	Albania	1,893	26,232	28,125	Sri Lanka	1,781	28,225	30,006	93
Republic of Korea	0	0	0	Saint Lucia	0	19,635	19,635	Albania	0	29,727	29,727	47
Saint Lucia	0	0	0	Malta	0	18,219	18,219	Saint Lucia	1,893	26,232	28,125	47
San Marino	0	0	0	Leo People's Democratic Republic	0	16,180	16,180	Malta	0	19,635	19,635	93
Singapore	0	0	0	Zimbabwe	0	16,010	16,010	Leo People's Democratic Republic	0	18,219	18,219	47
Slovakia	0	0	0	Myanmar	0	15,947	15,947	Zimbabwe	0	16,180	16,180	47
Slovenia	0	0	0	Eritrea	0	11,420	11,420	Eritrea	0	16,010	16,010	47
Spain	0	0	0	Namibia	0	11,420	11,420	Namibia	0	15,947	15,947	47
Sri Lanka	0	0	0	Antigua and Barbuda	0	11,168	11,168	Antigua and Barbuda	0	11,420	11,420	47
Sweden	0	0	0	New Zealand	0	3,280	3,280	New Zealand	0	11,168	11,168	11,168
Thailand	0	0	0	Mauritius	0	2,693	2,693	Mauritius	0	3,280	3,280	93
Turkey	0	0	0	Botsvana	0	2,670	2,670	Botsvana	0	2,693	2,693	93
United Arab Emirates	0	0	0	Ghana	0	856	856	Ghana	0	2,670	2,670	466
United Kingdom of Great Britain and Northern Ireland	0	0	0	Lichtenstein	0	651	651	Lichtenstein	0	856	856	466
Viet Nam	0	0	0	Egypt	0	0	0	Egypt	0	651	651	651
Zimbabwe	0	0	0	Lesotho	0	0	0	Lesotho	0	0	0	0

THE ECONOMIC AND SOCIAL COUNCIL OF THE UNITED NATIONS

(Footnotes on following page)

...

(Footnotes to annex I)

a/ Includes the following peace-keeping operations financed by assessed contributions: United Nations Disengagement Observer Force (UNDCF), United Nations Interim Force in Lebanon (UNIFIL), United Nations Iran-Iraq Military Observer Group (UNIIMOG), United Nations Angola Verification Mission (UNAVEM, UNAVEM II and UNAVEM III), United Nations Transition Assistance Group (UNTAG), United Nations Observer Group in Central America (ONUCA), United Nations Iraq-Kuwait Observation Mission (UNIKOM), United Nations Mission for the Referendum in Western Sahara (MINURSO), United Nations Observer Mission in El Salvador (ONUSAL), United Nations Advance Mission in Cambodia (UNAMIC), United Nations Transition Authority in Cambodia (UNTAC), United Nations Protection Force (UNPROFOR), United Nations Confidence Restoration Operation in Croatia (UNCRO), United Nations Preventive Deployment Force (UNPREDEP), United Nations Peace Forces (UNPF) headquarters, United Nations Operation in Somalia (UNOSOM and UNOSOM II), United Nations Operation in Mozambique (ONUMOZ), United Nations Peace-keeping Force in Cyprus (UNFICYP), United Nations Observer Mission in Georgia (UNOMIG), United Nations Mission in Haiti (UNMIH), United Nations Observer Mission in Liberia (UNOMIL), United Nations Assistance Mission for Rwanda (UNAMIR), United Nations Observer Mission Uganda-Rwanda (UNOMUR), United Nations Military Liaison Team in Cambodia (UNMLT) and United Nations Mission of Observers in Tajikistan (UNMOT).

b/ Includes the following international tribunals: International Tribunal for the Prosecution of Persons Responsible for Serious Violations of International Humanitarian Law Committed in the Territory of the Former Yugoslavia since 1991 and International Criminal Tribunal for the Prosecution of Persons Responsible for Genocide and Other Serious Violations of International Humanitarian Law Committed in the Territory of Rwanda and Rwandan Citizen Responsible for Genocide and Other Such Violations Committed in the Territory of Neighbouring States between 1 January and 31 December 1994.

c/ Outstanding balances related to assessments for:

UNDOF for the period from 1 December 1994 to 31 May 1995, 1 June to 30 November 1995;

UNIFIL for the period 1 February to 31 July 1995 and 1 August 1995 to 31 January 1996;

UNAVEM II for the periods 1 July to 30 September 1994 (additional), 1 October to 8 December 1994, 9 December 1994 to 8 February 1995 and UNAVEM III for the period 9 February to 8 May 1995, 9 February to 8 August 1995 (additional) and 9 August to 31 December 1995;

UNPROFOR for the periods 1 October 1994 to 31 March 1995 (additional), 1 April to 30 June 1995, 1 July to 30 November 1995 and 1 July to 30 November 1995 (reinforcement of the Force);

UNOSOM II for the periods 1 June to 30 September 1994 (additional) and 1 October 1994 to 28 February 1995;

/...

UNOMIG for the periods 1 July 1994 to 13 January 1995 (additional), 14 January to 15 May 1995 and 16 May to 13 July 1995, 16 May 1995 to 12 January 1996 (additional);

UNMIH for the period 1 August 1994 to 31 January 1995 and 1 to 31 August 1995;

UNOMIL for the periods 23 October 1994 to 13 January 1995, 14 January to 13 April 1995, 14 April to 30 June 1995, 1 July to 15 September 1995 and 16 September to 31 December 1995;

UNFICYP for the periods 1 January to 30 June 1995 and 1 July to 31 December 1995;

UNAMIR for the periods 10 February to 9 April 1995, 10 December 1994 to 9 June 1995 (additional) and 10 June to 8 December 1995;

UNMOT for the periods 16 December 1994 to 26 April 1995 and 27 April to 15 December 1995;

UNIKOM for the periods 1 May to 31 October 1994 (additional), 1 November 1994 to 30 June 1995 (additional) and 1 July to 31 October 1995;

MINURSO for the period up to 30 November 1994 (net credit), and the periods from 1 December 1994 to 31 May 1995, 1 to 30 June 1995 and 1 July to 30 September 1995;

ONUSAL for the periods 1 June to 30 November 1994, 1 December 1994 to 30 April 1995 and 1 to 31 May 1995;

International Tribunal for the Prosecution of Persons Responsible for Serious Violations of International Humanitarian Law Committed in the Territory of the Former Yugoslavia since 1991 for the period 1 January 1994 to 31 December 1995;

International Criminal Tribunal for the Prosecution of Persons Responsible for Genocide and Other Serious Violations of International Humanitarian Law Committed in the Territory of Rwanda and Rwandan Citizens Responsible for Genocide and Other Such Violations Committed in the Territory of Neighbouring States between 1 January and 31 December 1994 for the period to 31 October 1995.

d/ Represents the outstanding balance of the assessment for UNOMIL for the period from 16 September to 31 December 1995 for which the assessment letter was dispatched on 25 September 1995.

e/ Includes an amount of \$13,690,003 owed by the former German Democratic Republic for UNIFIL. Through accession of the German Democratic Republic to the Federal Republic of Germany with effect from 3 October 1990, the two German States united to form one sovereign State. As from the date of unification, the Federal Republic of Germany has acted in the United Nations under the designation "Germany". On 3 October 1990, total contributions outstanding

/...

amounted to \$15,854,003 for the former German Democratic Republic. There were no contributions outstanding for the Federal Republic of Germany. The German Government wishes to point out that it does not recognize any legal obligation to pay the debts of the former German Democratic Republic. However, it has already made a voluntary contribution in the amount of \$2,164,000 and will make an additional voluntary contribution of an appropriate amount in due course.

f/ The Czech and Slovak Federal Republic was dissolved effective 31 December 1992. Based on a bilateral agreement, the credits and outstanding contributions of the former Czech and Slovak Federal Republic have been divided between the Czech Republic and Slovakia. Pending the placement of the Czech Republic and Slovakia in the appropriate group (General Assembly decision 48/472), there is no assessment yet for peace-keeping operations.

ANNEX II

Member States by status of assessments to the regular budget
as at 30 September 1995

Member States that paid in full within 30 days after receipt

Australia	Malaysia
Austria	Micronesia (Federated States of)
Canada	Netherlands
Denmark	New Zealand
Finland	Norway
France	Pakistan
Iceland	Singapore
Ireland	Slovenia
Kuwait	Sri Lanka
Liechtenstein	Sweden
Luxembourg	

21 Member States by 6 February 1995
21 Member States by 31 January 1994
18 Member States by 31 January 1993

All other Member States that have paid in full

Albania	Lao People's Democratic Republic
Algeria	Lesotho
Andorra	Libyan Arab Jamahiriya
Antigua and Barbuda	Malta
Bahamas	Marshall Islands
Bahrain	Mexico
Bangladesh	Monaco
Barbados	Mongolia
Belgium	Mozambique
Belize	Myanmar
Benin	Namibia
Botswana	Nepal
Brazil	Nigeria
Brunei Darussalam	Oman
China	Paraguay
Colombia	Philippines
Czech Republic	Poland
Egypt	Portugal
El Salvador	Republic of Korea
Eritrea	Saint Lucia
Ethiopia	San Marino
Fiji	Slovakia
Germany	Spain
Ghana	Thailand
Greece	Tunisia
India	United Arab Emirates
Indonesia	United Kingdom of Great Britain and Northern Ireland
Italy	Viet Nam
Japan	Zimbabwe
Jordan	

61 Member States at 30 September 1995
45 Member States at 30 September 1994
44 Member States at 30 September 1993

/...

Member States with outstanding assessments

Afghanistan	Lithuania
Angola	Madagascar
Argentina	Malawi
Armenia	Maldives
Azerbaijan	Mali
Belarus	Mauritania
Bhutan	Mauritius
Bolivia	Morocco
Bosnia and Herzegovina	Nicaragua
Bulgaria	Niger
Burkina Faso	Panama
Burundi	Papua New Guinea
Cambodia	Peru
Cameroon	Qatar
Cape Verde	Republic of Moldova
Central African Republic	Romania
Chad	Russian Federation
Chile	Rwanda
Comoros	Saint Kitts and Nevis
Congo	Saint Vincent and the Grenadines
Costa Rica	Samoa
Côte d'Ivoire	Sao Tome and Principe
Croatia	Saudi Arabia
Cuba	Senegal
Cyprus	Seychelles
Democratic People's Republic of Korea	Sierra Leone
Djibouti	Solomon Islands
Dominica	Somalia
Dominican Republic	South Africa
Ecuador	Sudan
Equatorial Guinea	Suriname
Estonia	Swaziland
Gabon	Syrian Arab Republic
Gambia	Tajikistan
Georgia	The former Yugoslav Republic of Macedonia
Grenada	Togo
Guatemala	Trinidad and Tobago
Guinea	Turkey
Guinea-Bissau	Turkmenistan
Guyana	Uganda
Haiti	Ukraine
Honduras	United Republic of Tanzania
Hungary	United States of America
Iran (Islamic Republic of)	Uruguay
Iraq	Uzbekistan
Israel	Vanuatu
Jamaica	Venezuela
Kazakhstan	Yemen
Kenya	Yugoslavia
Kyrgyzstan	Zaire
Latvia	Zambia
Lebanon	
Liberia	

104 Member States at 30 September 1995
118 Member States at 30 September 1994
116 Member States at 30 September 1993

/...

Member States owing more than the current year's assessment

Afghanistan	Kenya
Angola	Kyrgyzstan
Armenia	Latvia
Azerbaijan	Lebanon
Belarus	Liberia
Bhutan	Lithuania
Bolivia	Madagascar
Bosnia and Herzegovina	Malawi
Bulgaria	Mali
Burkina Faso	Mauritania
Burundi	Nicaragua
Cambodia	Niger
Cameroon	Panama
Cape Verde	Peru
Central African Republic	Republic of Moldova
Chad	Rwanda
Chile	Saint Kitts and Nevis
Comoros	Saint Vincent and the Grenadines
Congo	Sao Tome and Principe
Costa Rica	Senegal
Côte d'Ivoire	Seychelles
Croatia	Sierra Leone
Cuba	Solomon Islands
Democratic People's Republic of Korea	Somalia
Djibouti	South Africa
Dominica	Sudan
Dominican Republic	Suriname
Equatorial Guinea	Tajikistan
Estonia	The former Yugoslav Republic of Macedonia
Gabon	Trinidad and Tobago
Gambia	Turkmenistan
Georgia	Uganda
Grenada	Ukraine
Guatemala	United Republic of Tanzania
Guinea	United States of America
Guinea-Bissau	Uzbekistan
Guyana	Vanuatu
Haiti	Yemen
Honduras	Yugoslavia
Iran (Islamic Republic of)	Zaire
Iraq	Zambia
Israel	
Kazakstan	

84 Member States at 30 September 1995

80 Member States at 30 September 1994

68 Member States at 30 September 1993

Member States having made no payment in the current year

Afghanistan	Bulgaria
Angola	Cambodia
Argentina	Cape Verde
Armenia	Central African Republic
Azerbaijan	Chad
Bhutan	Comoros
Bolivia	Côte d'Ivoire
Bosnia and Herzegovina	Cuba

/...

Dominica
Dominican Republic
Gabon
Gambia
Georgia
Guinea
Honduras
Iraq
Kyrgyzstan
Lebanon
Liberia
Madagascar
Malawi
Mauritius
Morocco

Niger
Peru
Rwanda
Saudi Arabia
Seychelles
Solomon Islands
Somalia
South Africa
Sudan
Tajikistan
Turkmenistan
Uganda
Uzbekistan
Yugoslavia
Zaire
Zambia

47 Member States at 30 September 1995
61 Member States at 30 September 1994
59 Member States at 30 September 1993

ANNEX III a/

Status of contributions to the United Nations regular budget for 1995
as at 30 September 1995

(In United States dollars)

Member State	1995 scale of assess- ments (%)	Contributions payable as at 1 January 1995			Total (\$)	Collections in 1995 (\$)	Contributions outstanding		
		Prior years (\$)	Current year (\$)	Total (\$)			Prior years (\$)	Current year (\$)	Total outstanding (\$)
Afghanistan	0.01	203,779	109,278	313,057	0	203,779	109,278	313,057	
Albania	0.01	0	109,278	109,278	109,278	0	0	0	
Algeria	0.16	0	1,748,444	1,748,444	1,748,444	0	0	0	
Andorra	0.01	0	109,278	109,278	109,278	0	0	0	
Angola	0.01	198,964	109,278	308,242	109,278	198,964	109,278	308,242	
Antigua and Barbuda	0.01	0	109,278	109,278	109,278	0	0	0	
Argentina	0.48	0	5,245,333	5,245,333	0	0	5,245,333	5,245,333	
Armenia	0.08	2,579,138	874,222	3,453,360	0	2,579,138	874,222	3,453,360	
Australia	1.46	0	15,954,555	15,954,555	15,954,555	0	0	0	
Austria	0.85	0	9,288,612	9,288,612	9,288,612	0	0	0	
Azerbaijan	0.16	5,945,603	1,748,444	7,694,047	0	5,945,603	1,748,444	7,694,047	
Bahamas	0.02	0	218,556	218,556	218,556	0	0	0	
Bahrain	0.02	0	218,556	218,556	218,556	0	0	0	
Bangladesh	0.01	0	109,278	109,278	109,278	0	0	0	
Barbados	0.01	0	109,278	109,278	109,278	0	0	0	
Belarus	0.37	8,134,508	4,043,277	12,177,785	1,800,000	6,334,508	4,043,277	10,377,785	
Belgium	0.99	0	10,818,500	10,818,500	10,818,500	0	0	0	
Belize	0.01	0	109,278	109,278	109,278	0	0	0	
Benin	0.01	121,576	109,278	230,854	230,854	0	0	0	
Bhutan	0.01	101,728	109,278	211,006	0	101,728	109,278	211,006	
Bolivia	0.01	101,728	109,278	211,006	0	101,728	109,278	211,006	
Bosnia and Herzegovina	0.02	875,222	218,556	1,093,778	0	875,222	218,556	1,093,778	
Botswana	0.01	0	109,278	109,278	109,278	0	0	0	
Brazil	1.62	16,174,854	17,703,001	33,877,855	33,877,855	0	0	0	
Brunei Darussalam	0.02	0	218,556	218,556	218,556	0	0	0	
Bulgaria	0.10	1,017,287	1,092,777	2,110,064	0	1,017,287	1,092,777	2,110,064	
Burkina Faso	0.01	325,043	109,278	434,321	200,000	125,043	109,278	234,321	
Burundi	0.01	237,172	109,278	346,450	76,347	160,825	109,278	270,103	
Cambodia	0.01	101,693	109,278	210,971	0	101,693	109,278	210,971	
Cameroon	0.01	141,728	109,278	251,006	130,000	111,728	109,278	210,971	
Canada	3.07	0	33,548,279	33,548,279	33,548,279	0	0	0	
Cape Verde	0.01	84,677	109,278	193,955	0	84,677	109,278	193,955	
Central African Republic	0.01	257,331	109,278	366,609	0	257,331	109,278	366,609	
Chad	0.01	410,922	109,278	520,200	0	410,922	109,278	520,200	
Chile	0.08	650,000	874,222	1,524,222	24,222	625,778	874,222	1,500,000	
China	0.72	0	7,868,000	7,868,000	7,868,000	0	0	0	

Member State	Contributions payable as at 1 January 1995				Contributions outstanding			
	scale of assess- ments (%)	Prior years (\$)	Current year (\$)	Total (\$)	Collections in 1995 (\$)	Prior years (\$)	Current year (\$)	Total outstanding (\$)
Colombia	0.11	0	1,202,055	1,202,055	1,202,055	0	0	0
Comoros	0.01	308,089	109,278	417,367	0	308,089	109,278	417,367
Congo	0.01	278,144	109,278	387,422	230,112	48,032	109,278	157,310
Costa Rica	0.01	76,279	109,278	185,557	40,135	36,144	109,278	145,422
Côte d'Ivoire	0.01	14,587	109,278	123,865	0	14,587	109,278	123,865
Croatia	0.10	1,956,297	1,092,777	3,049,074	1,100,000	856,297	1,092,777	1,949,074
Cuba	0.07	1,023,063	764,945	1,788,008	0	1,023,063	764,945	1,788,008
Cyprus	0.03	0	327,833	327,833	218,556	0	109,277	109,277
Czech Republic	0.32	32	3,496,888	3,496,920	3,496,920	0	0	0
Democratic People's Republic of Korea	0.04	818,900	437,111	1,256,011	189,985	628,915	437,111	1,066,026
Denmark	0.70	0	7,649,445	7,649,445	7,649,445	0	0	0
Djibouti	0.01	218,702	109,278	327,980	116,974	101,728	109,278	211,006
Dominica	0.01	168,886	109,278	278,164	0	168,886	109,278	278,164
Dominican Republic	0.01	817,137	109,278	926,415	0	817,137	109,278	926,415
Ecuador	0.02	521,359	218,556	739,915	643,740	0	96,175	96,175
Egypt	0.07	0	764,945	764,945	764,945	0	0	0
El Salvador	0.01	101,728	109,278	211,006	211,006	0	0	0
Equatorial Guinea	0.01	413,152	109,278	522,430	252,500	160,652	109,278	269,930
Eritrea	0.01	0	109,278	109,278	109,278	0	0	0
Estonia	0.05	1,558,922	546,389	2,105,311	200,803	1,358,119	546,389	1,904,508
Ethiopia	0.01	0	109,278	109,278	109,278	0	0	0
Fiji	0.01	0	109,278	109,278	109,278	0	0	0
Finland	0.61	0	6,665,944	6,665,944	6,665,944	0	0	0
France	6.32	0	69,063,558	69,063,558	69,063,558	0	0	0
Gabon	0.01	407,559	109,278	516,837	0	407,559	109,278	516,837
Gambia	0.01	292,911	109,278	402,189	0	292,911	109,278	402,189
Georgia	0.16	5,141,087	1,748,444	6,889,531	0	5,141,087	1,748,444	6,889,531
Germany	8.94	0	97,694,337	97,694,337	97,694,337	0	0	0
Ghana	0.01	0	109,278	109,278	109,278	0	0	0
Greece	0.37	0	4,043,277	4,043,277	4,043,277	0	0	0
Grenada	0.01	335,479	109,278	444,757	100,000	235,479	109,278	344,757
Guatemala	0.02	579,875	218,556	798,431	259,449	320,426	218,556	538,982
Guinea	0.01	156,348	109,278	265,626	0	156,348	109,278	265,626
Guinea-Bissau	0.01	423,479	109,278	532,757	200,000	223,479	109,278	332,757
Guyana	0.01	99,891	109,278	209,169	93,687	6,204	109,278	115,482
Haiti	0.01	306,687	109,278	415,965	115,400	191,287	109,278	300,565
Honduras	0.01	171,796	109,278	281,074	0	171,796	109,278	281,074
Hungary	0.15	1,831,116	1,639,166	3,470,282	1,831,116	0	1,639,166	1,639,166
Iceland	0.03	0	327,833	327,833	327,833	0	0	0
India	0.31	0	3,387,611	3,387,611	3,387,611	0	0	0
Indonesia	0.14	0	1,529,880	1,529,880	1,529,880	0	0	0
Iran (Islamic Republic of)	0.60	7,884,782	6,556,667	14,441,449	2,900,000	4,984,782	6,556,667	11,541,449
Iraq	0.14	2,644,435	1,529,889	4,174,324	0	2,644,435	1,529,889	4,174,324
Ireland	0.20	2,185,555	2,185,555	4,371,110	2,185,555	0	0	2,185,555
Israel	0.26	4,086,193	2,841,222	6,927,415	2,396,437	1,689,756	2,841,222	4,530,978
Italy	4.79	0	52,344,057	52,344,057	52,344,057	0	0	0
Jamaica	0.01	140,224	109,278	249,502	140,244	0	109,258	109,258

Member State	1995 scale of assess- ments (%)	Contributions payable as at 1 January 1995			Contributions outstanding		
		Prior years (\$)	Current year (\$)	Total (\$)	Collections in 1995 (\$)	Prior years (\$)	Current year (\$)
Japan	13.95	0	152,442,506	152,442,506	152,442,506	0	0
Jordan	0.01	0	109,278	109,278	109,278	0	0
Kazakhstan	0.26	7,132,293	2,841,222	9,973,515	2,500,000	4,632,293	7,473,515
Kenya	0.01	278,273	109,278	387,551	92,128	186,145	295,423
Kuwait	0.20	0	2,185,555	2,185,555	2,185,555	0	0
Kyrgyzstan	0.04	1,665,846	437,111	2,102,957	0	1,665,846	2,102,957
Lao People's Democratic Republic	0.01	0	109,278	109,278	109,278	0	0
Latvia	0.10	3,225,356	1,092,777	4,318,133	470,000	2,755,356	3,848,133
Lebanon	0.01	101,728	109,278	211,006	0	101,728	211,006
Lesotho	0.01	0	109,278	109,278	109,278	0	0
Liberia	0.01	443,073	109,278	552,351	0	443,073	552,351
Libyan Arab Jamahiriya	0.21	4,755	2,294,833	2,299,588	2,299,588	0	0
Liechtenstein	0.01	0	109,278	109,278	109,278	0	0
Lithuania	0.11	3,121,759	1,202,055	4,323,814	681,672	2,440,087	3,642,142
Luxembourg	0.07	0	764,945	764,945	764,945	0	0
Madagascar	0.01	164,363	109,278	273,641	0	164,363	273,641
Malawi	0.01	166,838	109,278	276,116	0	166,838	276,116
Malaysia	0.14	0	1,529,889	1,529,889	1,529,889	0	0
Maldives	0.01	101,728	109,278	211,006	101,728	0	109,278
Mali	0.01	293,407	109,278	402,685	5,067	288,340	397,618
Malta	0.01	0	109,278	109,278	109,278	0	0
Marshall Islands	0.01	103,779	109,278	213,057	213,057	0	0
Mauritania	0.01	218,697	109,278	327,975	53,300	165,397	274,675
Mauritius	0.01	0	109,278	109,278	109,278	0	109,278
Mexico	0.78	0	8,523,666	8,523,666	8,523,666	0	0
Micronesia (Federated States of)	0.01	0	109,278	109,278	109,278	0	0
Monaco	0.01	0	109,278	109,278	109,278	0	0
Mongolia	0.01	0	109,278	109,278	109,278	0	0
Morocco	0.03	0	327,833	327,833	327,833	0	327,833
Mozambique	0.01	76,419	109,278	185,697	185,697	0	0
Myanmar	0.01	0	109,278	109,278	109,278	0	0
Namibia	0.01	0	109,278	109,278	109,278	0	0
Nepal	0.01	0	109,278	109,278	109,278	0	0
Netherlands	1.58	0	17,265,880	17,265,880	17,265,880	0	0
New Zealand	0.24	0	2,622,667	2,622,667	2,622,667	0	0
Nicaragua	0.01	60,859	109,278	170,137	14,729	46,130	155,408
Niger	0.01	303,882	109,278	413,160	0	303,882	413,160
Nigeria	0.16	2,034,574	1,748,444	3,783,018	3,783,018	0	0
Norway	0.55	0	6,010,278	6,010,278	6,010,278	0	0
Oman	0.04	0	437,111	437,111	437,111	0	0
Pakistan	0.06	0	655,666	655,666	655,666	0	0
Panama	0.01	237,087	109,278	346,365	226,281	10,806	120,084
Papua New Guinea	0.01	101,728	109,278	211,006	210,996	10	10
Paraguay	0.01	0	109,278	109,278	109,278	0	0
Peru	0.06	610,372	655,666	1,266,038	655,666	610,372	1,266,038
Philippines	0.06	0	655,666	655,666	655,666	0	0

Member State	1995 scale of assessment (%)	Contributions payable as at 1 January 1995			Contributions outstanding		
		Prior years (\$)	Current year (\$)	Total (\$)	Collections in 1995 (\$)	Prior years (\$)	Current year (\$)
Poland	0.38	213,036	4,152,555	4,365,591	4,365,591	0	0
Portugal	0.24	0	2,622,667	2,622,667	2,622,667	0	0
Qatar	0.04	763,772	437,111	1,200,883	982,327	0	218,556
Republic of Korea	0.80	0	8,742,223	8,742,223	8,742,223	0	0
Republic of Moldova	0.11	3,330,614	1,202,055	4,532,669	1,500,000	1,830,614	3,032,669
Romania	0.15	1,729,388	1,639,166	3,368,554	1,729,388	0	1,639,166
Russian Federation	5.68	459,918	62,069,780	62,529,698	42,000,000	0	20,529,698
Rwanda	0.01	200,640	109,278	309,918	0	200,640	309,918
Saint Kitts and Nevis	0.01	230,600	109,278	339,878	150,000	80,600	189,878
Saint Lucia	0.01	0	109,278	109,278	109,278	0	0
Saint Vincent and the Grenadines	0.01	168,016	109,278	277,294	49,703	118,313	227,591
Samoa	0.01	101,728	109,278	211,006	101,728	0	109,278
San Marino	0.01	0	109,278	109,278	109,278	0	0
Sao Tome and Principe	0.01	460,446	109,278	569,724	128,700	0	441,024
Saudi Arabia	0.80	0	8,742,223	8,742,223	0	331,746	8,742,223
Senegal	0.01	330,106	109,278	439,384	106,010	0	333,374
Seychelles	0.01	103,794	109,278	213,072	0	224,096	213,072
Sierra Leone	0.01	279,705	109,278	388,983	115,000	103,794	275,983
Singapore	0.14	0	1,529,889	1,529,889	1,529,889	0	0
Slovakia	0.10	0	1,092,777	1,092,777	1,092,777	0	0
Slovenia	0.07	0	764,945	764,945	764,945	0	0
Solomon Islands	0.01	203,779	109,278	313,057	0	203,779	313,057
Somalia	0.01	479,260	109,278	588,538	0	479,260	588,538
South Africa	0.34	57,399,875	3,715,445	61,115,320	0	57,399,875	61,115,320
Spain	2.24	0	24,478,223	24,478,223	24,478,223	0	0
Sri Lanka	0.01	0	109,278	109,278	109,278	0	0
Sudan	0.01	101,728	109,278	211,006	0	101,728	211,006
Suriname	0.01	203,797	109,278	313,075	102,051	101,746	211,024
Swaziland	0.01	37,765	109,278	147,043	53,063	0	93,980
Sweden	1.22	0	13,331,889	13,331,889	13,331,889	0	0
Syrian Arab Republic	0.05	406,915	546,389	953,304	406,915	0	546,389
Tajikistan	0.03	1,388,205	327,833	1,716,038	0	1,388,205	1,716,038
Thailand	0.13	0	1,420,611	1,420,611	1,420,611	0	0
The former Yugoslav Republic of Macedonia	0.01	339,525	109,278	448,803	136,068	203,457	312,735
Togo	0.01	101,728	109,278	211,006	110,363	0	100,643
Trinidad and Tobago	0.04	728,733	437,111	1,165,844	523,959	204,774	641,885
Tunisia	0.03	0	327,833	327,833	327,833	0	0
Turkey	0.34	3,777,613	3,733,092	7,510,705	4,100,000	0	3,410,705
Turkmenistan	0.04	1,665,846	437,111	2,102,957	0	1,665,846	2,102,957
Uganda	0.01	161,067	109,278	270,345	0	161,067	270,345
Ukraine	1.48	41,405,490	16,173,112	57,578,602	5,000,000	36,405,490	52,578,602
United Arab Emirates	0.19	0	2,076,278	2,076,278	2,076,278	0	0
United Kingdom of Great Britain and Northern Ireland	5.27	0	57,589,390	57,589,390	57,589,390	0	0
United Republic of Tanzania	0.01	134,877	109,278	244,155	35,817	99,060	208,338
United States of America	25.00	249,525,938	315,027,985	564,553,923	37,399,492	212,126,446	527,154,431

Member State	1995 scale of assess- ments (%)	Contributions payable as at 1 January 1995			Contributions outstanding		
		Prior years (\$)	Current year (\$)	Total (\$)	Prior years (\$)	Current year (\$)	Total outstanding (\$)
Uruguay	0.04	406,915	437,111	844,026	0	437,111	437,111
Uzbekistan	0.19	7,002,256	2,076,278	9,078,534	0	2,076,278	9,078,534
Vanuatu	0.01	302,261	109,278	411,539	186,300	109,278	295,578
Venezuela	0.40	6,743,639	4,371,111	11,114,750	7,650,918	3,463,832	11,114,750
Viet Nam	0.01	101,758	109,278	211,036	211,036	0	211,036
Yemen	0.01	191,044	109,278	300,322	109,103	0	191,219
Yugoslavia	0.11	9,611,549	1,202,055	10,813,604	0	1,202,055	10,813,604
Zaire	0.01	69,278	109,278	178,556	0	109,278	178,556
Zambia	0.01	15,757	109,278	125,035	0	109,278	125,035
Zimbabwe	0.01	0	109,278	109,278	109,278	0	109,278
Total	100.00	481,765,269	1,134,628,998	1,616,394,267	806,335,683 b/	385,595,791	424,462,793
							810,058,584

a/ The amounts outstanding shown herein may include those amounts that, by specific resolution of the General Assembly, are not to be taken into consideration in the application of Article 19 of the Charter of the United Nations. Such amounts nevertheless remain payable by the Member State concerned.

b/ Includes \$1,073,000 and \$182,230 received from Algeria and Colombia, respectively, in 1994 towards the 1995 assessment and \$8,962 that had been held in the suspense account in favour of six Member States.

ANNEX IV

Cash flow results for the combined General Fund, Working Capital Fund
and Special Account, a/ b/ January 1991-December 1995

(in millions of United States dollars)

YEAR	January	February	March	April	May	June	July	August	September	October	November	December	Total
1991	Opening balance	47.5	112.4	91.3	70.3	74.2	(0.5)	(3.9)	46.3	(31.4)	90.4	9.9	972.2
	Income	140.9	68.4	53.4	88.7	17.7	57.1	140.8	18.1	87.9	6.4	90.6	872.2
	Disbursements	76.0	89.5	74.4	84.8	92.4	60.5	90.6	95.8	85.7	86.9	40.4	989.6
	Closing balance	112.4	91.3	70.3	74.2	(0.5)	(3.9)	46.3	(31.4)	(29.2)	90.4	9.9	60.1
1992	Opening balance	60.1	165.2	121.6	101.3	71.5	4.6	105.9	59.5	(14.6)	77.7	(9.9)	1,011.0
	Income	231.1	41.7	70.8	50.2	17.0	171.4	37.1	28.9	25.0	5.1	78.2	1,083.5
	Disbursements	126.0	85.3	91.1	80.0	83.9	70.1	83.5	103.0	79.7	92.7	80.7	1,083.5
	Closing balance	165.2	121.6	101.3	71.5	4.6	105.9	59.5	(14.6)	(69.3)	77.7	(9.9)	(12.4)
1993	Opening balance	(12.4)	53.0	82.4	12.1	168.7	177.3	141.1	85.9	(14.4)	12.1	175.5	90.7
	Income	184.6	126.5	37.0	246.8	48.6	53.3	30.3	12.7	72.8	244.0	20.0	47.7
	Disbursements	119.2	97.1	107.3	90.2	40.0	89.5	85.5	113.0	46.3	80.6	104.8	138.7
	Closing balance	53.0	82.4	12.1	168.7	177.3	141.1	85.9	(14.4)	12.1	175.5	90.7	(0.3)
1994	Opening balance	(0.3)	163.2	131.2	262.2	193.2	164.5	96.5	106.5	(35.5)	(54.5)	72.5	1,098.0
	Income	240.0	58.0	197.0	49.0	56.0	15.0	116.0	7.0	22.0	263.0	30.0	1,123.2
	Disbursements	76.5	90.0	66.0	118.0	84.7	83.0	106.0	83.0	88.0	136.0	128.0	1,123.2
	Closing balance	163.2	131.2	262.2	193.2	164.5	96.5	106.5	30.5	(35.5)	(54.5)	72.5	(25.5)
1995	Opening balance	(25.5)	135.6	242.6	197.4	166.0	187.6	91.6	10.4	(54.6)	(77.5)	(153.1)	1,016.6
	Income c/	236.8	211.9	70.2	78.0	130.2	39.7	6.2	14.5	42.3	142.4	15.9	28.5
	Disbursements	75.7	104.9	115.4	109.4	108.6	135.7	87.4	79.5	117.0	90.6	91.5	113.8
	Closing balance	135.6	242.6	197.4	166.0	187.6	91.6	10.4	(54.6)	(129.3)	(77.5)	(153.1)	(238.4)

a/ Cash figures shown exclude cash held in non-convertible currencies and cash not readily available (e.g., in field offices).

b/ Disbursements also include net changes in other assets and liabilities.

c/ Includes actual contributions received for January to 19 October and projections from that date to December 1995.