



**General Assembly  
Economic and Social Council**

Distr.  
GENERAL

A/50/202/Add.2  
E/1995/76/Add.2  
30 May 1995

ORIGINAL: ENGLISH

GENERAL ASSEMBLY  
Fiftieth session  
Item 99 (a) of the preliminary list\*  
OPERATIONAL ACTIVITIES FOR  
DEVELOPMENT: TRIENNIAL POLICY  
REVIEW OF OPERATIONAL ACTIVITIES  
FOR DEVELOPMENT OF THE UNITED  
NATIONS SYSTEM

ECONOMIC AND SOCIAL COUNCIL  
Substantive session of 1995  
Item 4 of the provisional  
agenda\*\*  
OPERATIONAL ACTIVITIES OF  
THE UNITED NATIONS FOR  
INTERNATIONAL DEVELOPMENT  
COOPERATION

Comprehensive statistical data on operational activities  
for development for the year 1993

Report of the Secretary-General

Addendum

The present addendum is submitted in compliance with General Assembly resolution 35/81 of 5 December 1980. It complements the Secretary-General's report on the implementation of General Assembly resolution 47/199 and provides detailed statistical data on resources channelled through the organizations of the United Nations system for the year 1993.

\* A/50/50/Rev.1.

\*\* E/1995/100.



CONTENTS

|   | <u>Paragraphs</u> | <u>Page</u> |
|---|-------------------|-------------|
| Introduction .....  | 1 - 4             | 4           |
| Note on statistical information .....   | 5 - 18            | 4           |
| A. Contributions from Governments and other sources for operational activities of the United Nations system   |                   |             |
| Table A.1 Contributions from Governments and other sources for operational activities of the United Nations system: overview, 1989-1993 .....           |                   | 10          |
| Table A.2 Contributions to funds and programmes of the United Nations, by donor, 1993 .....   |                   | 12          |
| Table A.3 Contributions for operational activities of the United Nations system, by donor, 1993 .....   |                   | 20          |
| Table A.4 Extrabudgetary contributions for operational activities of specialized and technical agencies, 1993 .....                                     |                   | 28          |
| Table A.5 Extrabudgetary contributions for operational activities of specialized agencies: overview, by donor, 1989-1993 .....                          |                   | 29          |
| Table A.6 Extrabudgetary contributions for operational activities of specialized agencies and other organizations: overview, by agency, 1989-1993 ..... |                   | 30          |
| B. Expenditures on operational activities of the United Nations system  |                   |             |
| Table B.1 Expenditures on operational activities of the United Nations system: overview, 1989-1993 .....  |                   | 32          |
| Table B.2 Expenditures on operational activities of the United Nations system, by recipient country or region, 1993 (development grants) .....          |                   | 34          |
| Table B.3 Expenditures on operational activities of the United Nations system, by recipient country or region, 1993 (loans, relief and other) .....     |                   | 41          |
| Table B.4 Expenditures on operational activities of the United Nations system: regional summary, 1993 .....   |                   | 49          |
| Table B.5 Expenditures on grant-financed development activities, by organization or agency of the United Nations system and other entities, 1993 .....  |                   | 51          |

/...

CONTENTS (continued)

|   | <u>Page</u> |
|---|-------------|
| Table B.6 Expenditures on grant-financed development activities of the United Nations system, by sector, 1993   | 53          |
| Table B.7 Expenditures on operational activities of the United Nations system, by country, economic or special status category, 1993 .....            | 55          |
| Table B.8 Per capita expenditures on operational activities of the United Nations system, by country, economic or special status category, 1993 ..... | 56          |
| Table B.9 (a) Expenditures on operational activities for development in the least developed countries, 1991-1993, by source of funding .....          | 57          |
| (b) Expenditures on operational activities of the United Nations system, in the least developed countries, 1993 .....                                 | 58          |

### Introduction

1. The present document is prepared in accordance with the requirements of General Assembly resolution 35/81 of 5 December 1980.

2. It is divided into two parts:

(a) Contributions from Governments and other sources for operational activities of the United Nations system;

(b) Expenditures on operational activities of the United Nations system.

Each part, in its turn, consists of a number of tables that may facilitate a study of the subject from different angles and perspectives. Part B also contains tables on expenditures on operational activities of the United Nations system in the least developed countries.

3. The main sources of the statistical tables are the financial statements of the United Nations funds and programmes, including the World Food Programme, internal reports of the World Bank and the International Fund for Agricultural Development, and previous statistical addenda to the reports on operational activities of the United Nations system.

4. Tables A.1, A.5, A.6 and B.1 cover information for 1989-1993 and table B.9 (a) for 1991-1993, while all other tables deal with 1993 data only. Graphics are used for easier comparisons and illustration of the trends for a number of tables.

5. Data on United Nations system procurement of goods and services, international and national personnel, United Nations Volunteers and Fellowships could be found in 1993 annual statistical report prepared by the Inter-agency Procurement Services Office.

### Note on statistical information

#### General

6. Coverage, definition and sources for the figures used in the present report are consistent with those for previous years' reports in this series. Modifications have been made to data presentation, column headings and table titles in the interest of greater clarity and internal consistency. Explanations of special cases, or of instances in which table totals do not match, have been given in the footnotes.

#### Definitions and explanations

7. For information on the sources of data, see paragraph 45 of the first (1981) annual report (A/36/478, annex) and the footnotes to the tables.

8. The data represent final figures for 1993. Should any further revision or updating later prove necessary, this would be communicated as a corrigendum or in the next statistical report, as appropriate.
9. Data on contributions refer to contributions received from Governments and other sources by organizations of the United Nations system, and the net profits from the United Nations Children's Fund (UNICEF) greeting card operation. Data on other income, related to resource transfers from one agency of the system to another, interest, etc., are excluded.
10. Data on expenditures and disbursements represent the support provided by organizations to the programmes and projects of developing countries; administrative, programme and other support costs, where identifiable, are excluded.
11. UNICEF and WFP carry out both development assistance and some activities that are of a humanitarian or emergency character. Because of the difficulty of separating them out, the related contributions and expenditures are all grouped under development assistance.
12. With regard to loans, net disbursements represent gross disbursements less repayment of principal; net transfers represent net disbursements less interest and other charges.
13. The expression "United Nations funds and programmes" refers to the funds and programmes listed by the General Assembly for participation in the annual United Nations Pledging Conference for Development Activities, to the resources for operational activities of the organizational entities of the United Nations (see table B.5) and to other United Nations trust funds pertaining to development activities.
14. The designations employed and the presentation of the material in the present report do not imply the expression of any opinion whatsoever on the part of the Secretariat of the United Nations concerning the legal status of any country, territory, city or area or of its authorities, or concerning the delimitation of its frontiers or boundaries.
15. The term "country" as used in the present report also refers, as appropriate, to territories or areas.
16. References to dollars (\$) are to United States dollars unless otherwise stated. A full stop is used to indicate decimals. Two dots (..) indicate that data are not available or are not separately reported. Parentheses (()) indicate a deficit or decrease, except as otherwise indicated. A dash (-) indicates that the amount is nil or negligible or the item is not applicable. A hyphen (-) between dates representing years signifies the full period involved, including the beginning and end years.
17. Details and percentages in tables do not necessarily add to totals, because of rounding.
18. The following abbreviations have been used:

/...

|        |   |
|--------|---|
| ACC    | Administrative Committee on Coordination  |
| AfDB   | African Development Bank  |
| AFESD  | Arab Fund for Economic and Social Development   |
| AGFUND | Arab Gulf Programme for the United Nations Development Organizations                          |
| AsDB   | Asian Development Bank  |
| CCPOQ  | Consultative Committee on Programme and Operational Questions of ACC                          |
| IAC    | Development Assistance Committee of the Organisation for Economic Cooperation and Development |
| IDSMS  | United Nations Department for Development Support and Management Services                     |
| ECA    | Economic Commission for Africa  |
| ECE    | Economic Commission for Europe  |
| ECLAC  | Economic Commission for Latin America and the Caribbean                                       |
| ESCAP  | Economic and Social Commission for Asia and the Pacific                                       |
| ESWA   | Economic and Social Commission for Western Asia   |
| EU     | European Union  |
| FAO    | Food and Agriculture Organization of the United Nations                                       |
| IAEA   | International Atomic Energy Agency  |
| IAPSO  | Inter-Agency Procurement Services Office of the United Nations                                |
| ICAO   | International Civil Aviation Organization   |
| IDA    | International Development Association   |
| IFAD   | International Fund for Agricultural Development   |
| IFC    | International Finance Corporation   |
| IMO    | International Maritime Organization   |
| ILO    | International Labour Organization   |
| ITC    | International Trade Centre UNCTAD/GATT  |

ITU International Telecommunication Union

JCGP Joint Consultative Group on Policy (Membership: UNDP, UNFPA, UNICEF, WFP and IFAD)

SFEAP Special economic assistance programmes of the United Nations

UNCDF United Nations Capital Development Fund

UNCTAD United Nations Conference on Trade and Development

UNHCR Office of the United Nations High Commissioner for Refugees

UNCHS United Nations Centre for Human Settlements (HABITAT)

UNDCP United Nations International Drug Control Programme

UNDP United Nations Development Programme

UNDP/OPS United Nations Development Programme/Office for Project Services

UNDRO Office of the United Nations Disaster Relief Coordinator

UNEP United Nations Environment Programme

UNESCO United Nations Educational, Scientific and Cultural Organization

UNFPA United Nations Population Fund

UNFSSTD United Nations Financing System for Science and Technology for Development

UNICEF United Nations Children's Fund

UNIDO United Nations Industrial Development Organization

UNRWA United Nations Relief and Works Agency for Palestine Refugees in the Near East

UNSO United Nations Sudano-Sahelian Office

UNTFNRE United Nations Trust Fund for New and Renewable Sources of Energy

UNV United Nations Volunteers programme

UPU Universal Postal Union

WFP World Food Programme

WHO World Health Organization

WIPO World Intellectual Property Organization

/...

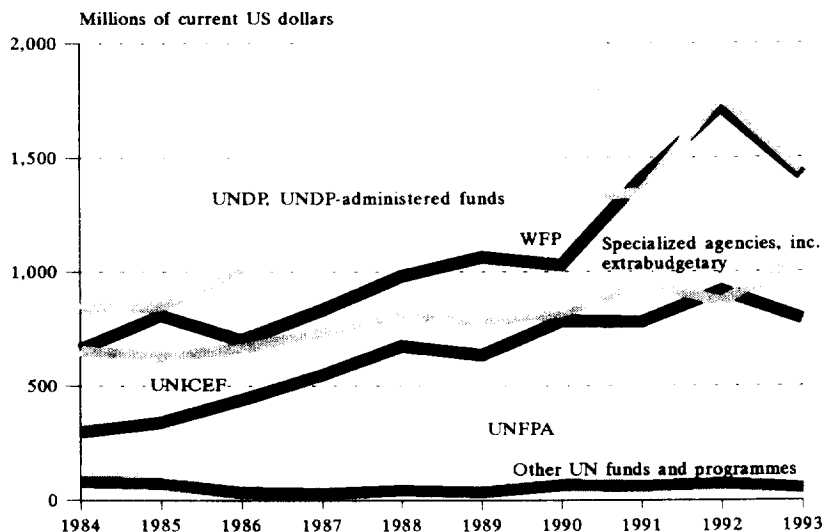
WMO World Meteorological Organization

WTO World Tourism Organization

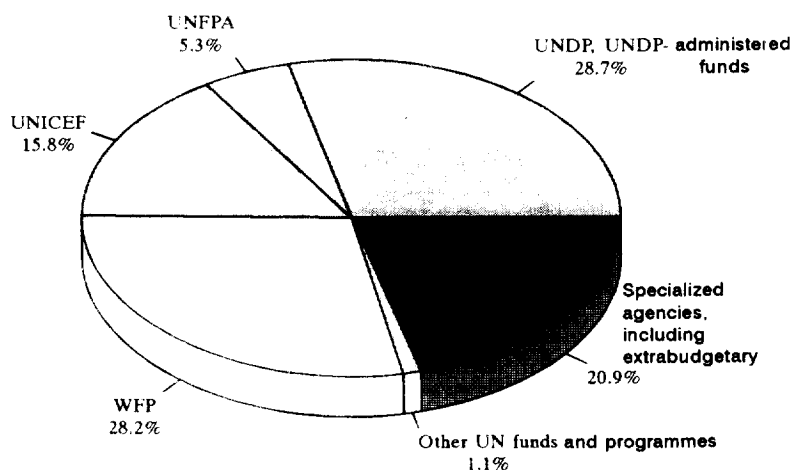
19. Explanations of additional terms and definitions are given in the footnotes to tables A.1 and B.1.



Contributions from Governments and other sources for operational activities of the United Nations system: overview, 1984-1993



Contributions from Governments and other sources for operational activities of the United Nations system 1993



**Table A.1. Contributions from Governments and other sources for operational activities of the United Nations system: Overview, 1989-1993**  
 (Millions of current US dollars)

|   | 1989            | 1990           | 1991           | 1992           | 1993           |
|---|-----------------|----------------|----------------|----------------|----------------|
| <b>CONTRIBUTIONS TO UNITED NATIONS FUNDS AND PROGRAMMES</b>             |                 |                |                |                |                |
| 1. Contributions to UNDP a/   | 1,075.2         | 1,192.9        | 1,242.0        | 1,481.8        | 1,318.3        |
| 2. Contributions to UNDP-administered funds and trust funds b/          | 129.9           | 128.5          | 103.3          | 283.8          | 126.9          |
| <b>Subtotal (1-2)</b>   | <b>1,205.10</b> | <b>1,321.4</b> | <b>1,345.3</b> | <b>1,765.6</b> | <b>1,445.2</b> |
| 3. Contributions to UNFPA c/  | 203.7           | 227.8          | 272.6          | 293.8          | 265.1          |
| 4. Contributions to UNICEF d/   | 635.8           | 785.7          | 781.6          | 918.5          | 793.7          |
| 5. Contributions to other United Nations funds and programmes e/        | 35.7            | 66.8           | 62.3           | 73.5           | 55.0           |
| 6. Contributions to WFP f/  | 1,064.6         | 1,029.1        | 1,404.6        | 1,722.4        | 1,421.1        |
| <b>Subtotal (1-6)</b>   | <b>3,144.9</b>  | <b>3,430.8</b> | <b>3,866.4</b> | <b>4,773.8</b> | <b>3,980.0</b> |
| <b>CONTRIBUTIONS FOR OPERATIONAL ACTIVITIES OF SPECIALIZED AGENCIES</b> |                 |                |                |                |                |
| 7. Assessed contributions to regular budgets g/                         | 246.2           | 216.5          | 272.1          | 219.4          | 345.8          |
| 8. Extrabudgetary contributions   | 537.1           | 604.9          | 676.2          | 649.5          | 706.5          |
| <b>Subtotal (7-8)</b>   | <b>783.3</b>    | <b>821.4</b>   | <b>948.3</b>   | <b>868.9</b>   | <b>1,052.3</b> |
| <b>Grand total</b>  | <b>3,928.2</b>  | <b>4,252.2</b> | <b>4,814.7</b> | <b>5,642.7</b> | <b>5,032.3</b> |

**CONTRIBUTIONS TO IFAD AND THE WORLD BANK GROUP**

|   |         |         |         |         |         |
|---|---------|---------|---------|---------|---------|
| 9. Contributions to IFAD                  | 77.5    | 129.0   | 194.6   | 336.3   | 32.4    |
| 10. Contributions to IDA                  | 3,737.4 | 3,478.6 | 4,850.1 | 4,034.0 | 3,977.6 |
| 11. Capital subscription payments to IBRD | 712.0   | 511.6   | 118.3   | 1,085.2 | 127.1   |
| 12. Capital subscription payments to IFC  | 80.7    | 167.1   | 74.2    | 76.0    | 253.2   |

/...

Table A.1. (continued)

|  | 1989  | 1990  | 1991    | 1992    | 1993    |
|--|-------|-------|---------|---------|---------|
| <b>MEMO ITEMS</b>  |       |       |         |         |         |
| <b>SUPPLEMENTARY ITEMS</b>   |       |       |         |         |         |
| Contributions for refugees, humanitarian, special economic and disaster relief activities b/     | 814.1 | 836.4 | 1,872.2 | 1,147.4 | 1,092.0 |
| UNEP Environment Fund  | 45.2  | 61.5  | 60.7    | 77.0    | 81.9    |
| <b>EXPLANATORY ITEMS</b>   |       |       |         |         |         |
| Cost-sharing and government counterpart contributions to UNDP                                    | 128.0 | 173.5 | 292.5   | 293.8   | 421.6   |
| UNICEF Greeting Card Operation   | 49.2  | 89.7  | 69.6    | 95.2    | 95.1    |
| Government "self-supporting" contributions to organizations and agencies                         | 55.8  | 69.1  | 64.5    | 77.7    | 72.2    |
| Funds received by United Nations agencies for activities financed under World Bank loans/credits | 44.3  | 40.3  | 55.7    | 60.0    | 48.1    |

Source: Financial statements of United Nations Funds and Programmes and of WFP; internal reports of the World Bank and IFAD.

a/ Includes cost-sharing and government cash counterpart contributions, and contributions to Special Measures Fund for Least Developed Countries.

b/ Includes the Capital Development Fund, the Special Fund for Land-Locked Developing Countries, the Revolving Fund for Natural Resources Exploration, the Special United Nations Volunteer Fund, the United Nations Fund for Science and Technology for Development, the United Nations Development Fund for Women and the Trust Fund for Sudano-Saharan Activities; and other funds, accounts and trust funds of UNDP including trust funds established by the Administrator, and contributions for the Junior Professional Officers programme. Includes cost-sharing contributions to these funds.

c/ Includes contributions to trust funds and "special population programmes" of UNFPA.

d/ Includes net profit from sale of greeting cards, which resources are then used in operational activities.

e/ Constitutes regular budget and extrabudgetary contributions, including government self-supporting contributions, in relation to the United Nations, and its regional commissions, UNCHS, UNCTC, UNCTAD and UNDCP. See also the annual UNDP document on United Nations system regular and extrabudgetary technical cooperation financed from sources other than UNDP.

f/ Includes contributions to the International Emergency Food Reserve and extrabudgetary contributions.

g/ I.e., the imputed share of regular budget financing of technical cooperation expenditures in relation to the distribution of assessments among Member States.

h/ Includes contributions to UNHCR, UNRWA, UNDRO, and United Nations trust funds for emergency assistance (including special economic assistance programmes) from sources external to the United Nations system. Regarding contributions for WFP emergency operations, see footnote (f) above.

Table A.2. Contributions to funds and programmes of the United Nations system, by donor, 1993  
 (Thousands of US dollars)

|                        | UNDP<br>(1) | UNDP<br>administered<br>funds<br>(2) | UNFPA<br>(3) | UNICEF<br>(4) | Other United<br>Nations funds<br>(5) | WFP<br>(6) | Total<br>(1-6)<br>(7) | Memo items                          |                                    |
|------------------------|-------------|--------------------------------------|--------------|---------------|--------------------------------------|------------|-----------------------|-------------------------------------|------------------------------------|
|                        |             |                                      |              |               |                                      |            |                       | Relief and<br>related grants<br>(8) | UNEP<br>environment<br>fund<br>(9) |
| <b>I. Member State</b> |             |                                      |              |               |                                      |            |                       |                                     |                                    |
| Afghanistan            | 0           | 0                                    | 0            | 35            | 1                                    | 0          | 36                    | 0                                   | 1                                  |
| Albania                | 0           | 0                                    | 0            | 0             | 0                                    | 0          | 0                     | 0                                   | 0                                  |
| Algeria                | 1,103       | 0                                    | 9            | 50            | 0                                    | 0          | 1,162                 | 50                                  | 54                                 |
| Andorra                | 0           | 0                                    | 0            | 0             | 0                                    | 0          | 0                     | 0                                   | 0                                  |
| Angola                 | 40          | 9                                    | 3            | 0             | 0                                    | 0          | 52                    | 0                                   | 0                                  |
| Antigua and Barbuda    | 1           | 0                                    | 0            | 0             | 0                                    | 0          | 1                     | 1                                   | 0                                  |
| Argentina              | 60,810      | 0                                    | 0            | 492           | 602                                  | 0          | 61,904                | 7                                   | 222                                |
| Armenia                | 0           | 0                                    | 0            | 0             | 0                                    | 0          | 0                     | 0                                   | 0                                  |
| Australia              | 12,394      | 1,402                                | 2,630        | 12,113        | 323                                  | 34,234     | 63,096                | 9,439                               | 672                                |
| Austria                | 14,633      | 1,196                                | 571          | 3,002         | 404                                  | 8,040      | 27,846                | 2,846                               | 1,020                              |
| Azerbaijan             | 0           | 0                                    | 0            | 0             | 0                                    | 0          | 0                     | 0                                   | 0                                  |
| Bahamas                | 60          | 0                                    | 0            | 0             | 0                                    | 0          | 60                    | 0                                   | 8                                  |
| Bahrain                | 56          | 0                                    | 0            | 0             | 0                                    | 0          | 56                    | 15                                  | 0                                  |
| Bangladesh             | 1,001       | 1                                    | 18           | 10            | 28                                   | 0          | 1,058                 | 0                                   | 3                                  |
| Barbados               | 0           | 0                                    | 0            | 2             | 0                                    | 14         | 16                    | 0                                   | 12                                 |
| Belarus                | 0           | 0                                    | 0            | 0             | 0                                    | 0          | 0                     | 0                                   | 0                                  |
| Belgium                | 18,643      | 1,938                                | 3,757        | 9,894         | 1,147                                | 4,622      | 40,001                | 2,631                               | 427                                |
| Belize                 | 235         | 0                                    | 0            | 0             | 0                                    | 0          | 235                   | 0                                   | 7                                  |
| Benin                  | 0           | 0                                    | 0            | 34            | 0                                    | 0          | 34                    | 0                                   | 1                                  |
| Bhutan                 | 10          | 4                                    | 5            | 7             | 0                                    | 0          | 26                    | 0                                   | 1                                  |
| Bolivia                | 7,882       | 7                                    | 0            | 3             | 3                                    | 0          | 7,895                 | 0                                   | 0                                  |
| Bosnia and Herzegovina | 0           | 0                                    | 0            | 0             | 0                                    | 0          | 0                     | 0                                   | 0                                  |
| Botswana               | 2,093       | 7                                    | 2            | 9             | 0                                    | 0          | 2,111                 | 0                                   | 0                                  |
| Brazil                 | 36,950      | 5                                    | 5            | 2,140         | 708                                  | 134        | 39,942                | 30                                  | 296                                |
| Brunei Darussalam      | 103         | 0                                    | 0            | 100           | 5                                    | 0          | 208                   | 60                                  | 4                                  |
| Bulgaria               | 0           | 0                                    | 0            | 3             | 11                                   | 0          | 14                    | 0                                   | 12                                 |
| Burkina Faso           | 29          | 0                                    | 0            | 0             | 0                                    | 0          | 29                    | 0                                   | 0                                  |
| Burundi                | 25          | 0                                    | 9            | 3             | 0                                    | 0          | 37                    | 0                                   | 4                                  |
| Cambodia               | 0           | 0                                    | 0            | 1             | 0                                    | 0          | 1                     | 0                                   | 0                                  |
| Cameroon               | 437         | 0                                    | 0            | 0             | 0                                    | 0          | 437                   | 0                                   | 0                                  |
| Canada                 | 42,114      | 3,837                                | 9,884        | 49,077        | 1,279                                | 128,132    | 234,323               | 38,888                              | 2,092                              |
| Cape Verde             | 5           | 0                                    | 0            | 1             | 0                                    | 0          | 6                     | 0                                   | (4)                                |

...

Table A.2. (continued)  
 (Thousands of US dollars)

| Member State                             | UNDP<br>(1) | UNDP-<br>administered<br>funds<br>(2) | UNFPA<br>(3) | UNICEF<br>(4) | Other United<br>Nations funds<br>(5) | WFP<br>(6) | Total<br>(1-6)<br>(7) | Memo items                          |                                    |
|--|-------------|---------------------------------------|--------------|---------------|--------------------------------------|------------|-----------------------|-------------------------------------|------------------------------------|
|  |             |                                       |              |               |                                      |            |                       | Relief and<br>related grants<br>(8) | UNEP<br>environment<br>fund<br>(9) |
| Central African Republic                 | 0           | 0                                     | 0            | 0             | 0                                    | 0          | 0                     | 189                                 | 1                                  |
| Chad                                     | 0           | 0                                     | 0            | 0             | 0                                    | 0          | 0                     | 0                                   | 0                                  |
| Chile                                    | 10,505      | 0                                     | 0            | 1,098         | 236                                  | 0          | 11,839                | 10                                  | 42                                 |
| China                                    | 9,446       | 100                                   | 765          | 760           | 248                                  | 1,144      | 12,463                | 160                                 | 293                                |
| Colombia                                 | 29,255      | 0                                     | 40           | 450           | 523                                  | 35         | 30,303                | 21                                  | 27                                 |
| Comoros                                  | 0           | 0                                     | 0            | 0             | 0                                    | 0          | 0                     | 0                                   | 0                                  |
| Congo                                    | 0           | 0                                     | 0            | 0             | 0                                    | 0          | 0                     | 0                                   | 0                                  |
| Costa Rica                               | 1,417       | (379)                                 | 1            | 26            | 166                                  | 11         | 1,242                 | 2                                   | 7                                  |
| Côte d'Ivoire                            | 253         | 309                                   | 0            | 0             | 0                                    | 0          | 562                   | 0                                   | 0                                  |
| Croatia                                  | 0           | 0                                     | 0            | 1             | 0                                    | 0          | 1                     | 0                                   | 0                                  |
| Cuba                                     | 1,828       | 61                                    | 0            | 25            | 166                                  | 34         | 2,114                 | 0                                   | 5                                  |
| Cyprus                                   | 0           | 5                                     | 0            | 0             | 1                                    | 0          | 6                     | 5                                   | 9                                  |
| Czech Republic                           | 36          | 0                                     | 0            | 104           | 23                                   | 0          | 163                   | 0                                   | 43                                 |
| Democratic People's<br>Republic of Korea | 325         | 0                                     | 24           | 38            | 0                                    | 0          | 387                   | 0                                   | 0                                  |
| Denmark                                  | 89,249      | 13,290                                | 20,754       | 33,442        | 1,275                                | 40,393     | 198,403               | 32,924                              | 61                                 |
| Djibouti                                 | 40          | 0                                     | 0            | 2             | 0                                    | 0          | 42                    | 0                                   | 0                                  |
| Dominica                                 | 41          | 3                                     | 0            | 1             | 0                                    | 0          | 45                    | 1                                   | 11                                 |
| Dominican Republic                       | 7,263       | 0                                     | 0            | 10            | 0                                    | 0          | 7,273                 | 0                                   | 0                                  |
| Ecuador                                  | 6,183       | 0                                     | 14           | 208           | 0                                    | 0          | 6,405                 | 0                                   | 10                                 |
| Egypt                                    | 3,812       | 0                                     | 78           | 21            | 0                                    | 381        | 4,292                 | 6                                   | 19                                 |
| El Salvador                              | 11,301      | 288                                   | 5            | 25            | 0                                    | 109        | 11,728                | 0                                   | 0                                  |
| Equatorial Guinea                        | 0           | 0                                     | 0            | 0             | 0                                    | 0          | 0                     | 0                                   | 0                                  |
| Eritrea                                  | 0           | 0                                     | 0            | 0             | 0                                    | 0          | 0                     | 0                                   | 0                                  |
| Estonia                                  | 20          | 0                                     | 0            | 0             | 0                                    | 0          | 20                    | 0                                   | 0                                  |
| Ethiopia                                 | 60          | 0                                     | 6            | 21            | 0                                    | 0          | 87                    | 0                                   | 0                                  |
| Fiji                                     | 567         | 1                                     | 0            | 3             | 2                                    | 0          | 573                   | 11,664                              | 0                                  |
| Finland                                  | 10,070      | 213                                   | 6,015        | 8,322         | 633                                  | 9,647      | 34,900                | (1,170)                             | 3,623                              |
| France                                   | 35,772      | 3,580                                 | 1,299        | 13,433        | 2,236                                | 8,798      | 65,029                | 39,393                              | 4,643                              |
| Gabon                                    | 0           | 0                                     | 0            | 0             | 0                                    | 0          | 0                     | 0                                   | 0                                  |
| Gambia                                   | 32          | 1                                     | 0            | 0             | 0                                    | 0          | 33                    | 0                                   | 5                                  |

/ . . .

**Table A.2. (continued)**  
 (Thousands of US dollars)

|                                  | (1)    | (2)                       | (3)    | (4)    | (5)                        | (6)    | (7)         | (8)                       | (9)                              |
|----------------------------------|--------|---------------------------|--------|--------|----------------------------|--------|-------------|---------------------------|----------------------------------|
|                                  | UNDP   | UNDP - administered funds | UNFPA  | UNICEF | Other United Nations funds | WFP    | Total (1-6) | Relief and related grants | Memo items UNEP environment fund |
| <b>Member State</b>              |        |                           |        |        |                            |        |             |                           |                                  |
| Georgia                          | 0      | 0                         | 0      | 0      | 0                          | 0      | 0           | 0                         | 0                                |
| Germany                          | 80,815 | 7,591                     | 26,545 | 36,730 | 2,381                      | 58,125 | 212,187     | 33,338                    | 6,799                            |
| Ghana                            | 49     | 0                         | 882    | 0      | 0                          | 0      | 931         | 0                         | 0                                |
| Greece                           | (16)   | 3                         | 0      | 1,006  | 23                         | 0      | 1,016       | 463                       | 147                              |
| Grenada                          | 14     | 0                         | 0      | 0      | 0                          | 0      | 14          | 0                         | 9                                |
| Guatemala                        | 2,741  | 0                         | 2      | 940    | 0                          | 0      | 3,683       | 0                         | 0                                |
| Guinea                           | 63     | 0                         | 0      | 0      | 0                          | 0      | 63          | 0                         | 1                                |
| Guinea - Bissau                  | 0      | 0                         | 0      | 1      | 0                          | 0      | 1           | 0                         | 0                                |
| Guyana                           | 1,616  | 0                         | 0      | 0      | 0                          | 0      | 1,616       | 3                         | 9                                |
| Haiti                            | 0      | 0                         | 0      | 0      | 0                          | 0      | 0           | 0                         | 0                                |
| Honduras                         | 5,415  | 3                         | 8      | 82     | 710                        | 0      | 6,218       | 0                         | 0                                |
| Hungary                          | 855    | 0                         | 51     | 47     | 9                          | 109    | 1,071       | 22                        | 60                               |
| Iceland                          | 315    | 21                        | 0      | 153    | 0                          | 0      | 489         | 72                        | 6                                |
| India                            | 5,025  | 106                       | 470    | 963    | 35                         | 548    | 7,147       | 7                         | 241                              |
| Indonesia                        | 3,690  | 30                        | 165    | 644    | 161                        | 227    | 4,917       | 42                        | 26                               |
| Iran (Islamic Republic of)       | 732    | 0                         | 0      | 50     | 45                         | 44     | 871         | 50                        | 41                               |
| Iraq                             | 161    | 0                         | 0      | 3,141  | 11                         | 0      | 3,313       | 0                         | 0                                |
| Ireland                          | 938    | 152                       | 74     | 1,314  | 9                          | 1,670  | 4,157       | 1,802                     | 101                              |
| Israel                           | 50     | 0                         | 0      | 38     | 0                          | 0      | 88          | 797                       | 74                               |
| Italy                            | 51,266 | 2,899                     | 1,869  | 36,280 | 7,237                      | 18,390 | 117,941     | 50,826                    | 1,456                            |
| Jamaica                          | 3,153  | 0                         | 0      | 0      | 0                          | 0      | 3,153       | 0                         | 11                               |
| Japan                            | 98,527 | 19,650                    | 62,800 | 49,647 | 12,603                     | 90,185 | 333,412     | 110,904                   | 9,989                            |
| Jordan                           | 310    | 0                         | 49     | 0      | 383                        | 65     | 807         | 326                       | 10                               |
| Kazakhstan                       | 0      | 0                         | 0      | 0      | 0                          | 0      | 0           | 0                         | 0                                |
| Kenya                            | 0      | 2                         | 0      | 0      | 0                          | 0      | 2           | 0                         | 83                               |
| Kuwait                           | 4,545  | 0                         | 0      | 0      | 0                          | 0      | 4,545       | 0                         | 207                              |
| Kyrgyzstan                       | 0      | 0                         | (40)   | 0      | 0                          | 0      | (40)        | 0                         | 0                                |
| Lao People's Democratic Republic | 1,200  | 0                         | 50     | 5      | 0                          | 0      | 1,255       | 6                         | 10                               |
| Latvia                           | 0      | 0                         | 0      | 0      | 0                          | 0      | 0           | 0                         | 0                                |
| Lebanon                          | 306    | 0                         | 0      | 0      | 0                          | 46     | 352         | 101                       | 3                                |

/: :

**Table A.2. (continued)**  
 (Thousands of US dollars)

| Member State           | UNDP    | UNDP -<br>administered<br>funds | UNFPA  | UNICEF | Other United<br>Nations funds | WFP    | Total<br>(1-6) | Memo items<br>Relief and<br>related grants | UNEP<br>environment<br>fund |
|------------------------|---------|---------------------------------|--------|--------|-------------------------------|--------|----------------|--|-----------------------------|
|                        | (1)     | (2)                             | (3)    | (4)    | (5)                           | (6)    | (7)            | (8)  | (9)                         |
| Lesotho                | 39      | 4                               | 1      | 6      | 0                             | 32     | 82             | 1  | 0                           |
| Liberia                | 0       | 0                               | 0      | 0      | 0                             | 0      | 0              | 0  | 0                           |
| Libyan Arab Jamahiriya | 1,554   | 0                               | 5      | 0      | 515                           | 0      | 2,074          | 0  | 81                          |
| Liechtenstein          | 0       | 0                               | 4      | 174    | 4                             | 0      | 182            | 117  | 1                           |
| Lithuania              | 0       | 0                               | 0      | 0      | 0                             | 0      | 0              | 0  | 0                           |
| Luxembourg             | 837     | 30                              | 693    | 516    | 183                           | 0      | 2,259          | 1,569                                      | 55                          |
| Madagascar             | 328     | 0                               | 1      | 0      | 0                             | 0      | 329            | 0  | 0                           |
| Malawi                 | 34      | 5                               | 4      | 2      | 0                             | 0      | 45             | 0  | 0                           |
| Malaysia               | 2,054   | 0                               | 30     | 85     | 13                            | 0      | 2,182          | 60   | 13                          |
| Maldives               | 8       | 4                               | 2      | 5      | 0                             | 0      | 19             | 1  | 3                           |
| Mali                   | 0       | 0                               | (1)    | 23     | 0                             | 0      | 22             | 0  | 0                           |
| Malta                  | 235     | 5                               | 2      | 4      | 21                            | 0      | 267            | 3  | 7                           |
| Mauritania             | 15      | 0                               | 6      | 0      | 0                             | 0      | 21             | 0  | 0                           |
| Mauritius              | 59      | 1                               | 4      | 44     | 0                             | 20     | 128            | 0  | 10                          |
| Mexico                 | 1,914   | 58                              | 15     | 427    | 225                           | 30     | 2,669          | 103  | 121                         |
| Mongolia               | 179     | 0                               | 0      | 1      | 0                             | 0      | 180            | 0  | 1                           |
| Morocco                | 1,034   | 0                               | 12     | 67     | 0                             | 166    | 1,279          | 579  | 22                          |
| Mozambique             | 0       | 0                               | 0      | 0      | 0                             | 0      | 0              | 0  | 1                           |
| Myanmar                | 1,633   | 6                               | 10     | 206    | 0                             | 0      | 1,855          | 0  | 0                           |
| Namibia                | 177     | 0                               | 1      | 1      | 0                             | 0      | 179            | 2  | 0                           |
| Nepal                  | 68      | 0                               | 0      | 3      | 1                             | 0      | 72             | 0  | 0                           |
| Netherlands            | 106,809 | 18,492                          | 33,813 | 62,028 | 6,279                         | 75,027 | 302,448        | 91,495                                     | 1,764                       |
| New Zealand            | 2,017   | 221                             | 214    | 787    | 0                             | 354    | 3,393          | 1,054                                      | 284                         |
| Nicaragua              | 2,783   | 0                               | 0      | 5      | 0                             | 0      | 2,788          | 0  | (73)                        |
| Niger                  | 0       | 0                               | 0      | 0      | 0                             | 0      | 0              | 0  | 0                           |
| Nigeria                | 68      | 26                              | 0      | 99     | 0                             | 0      | 193            | 1  | 84                          |
| Norway                 | 73,032  | 15,602                          | 26,178 | 44,600 | 1,033                         | 30,823 | 191,268        | 38,515                                     | 2,558                       |
| Oman                   | 111     | 0                               | 106    | 109    | 1,195                         | 0      | 1,521          | 33   | 13                          |
| Pakistan               | 930     | 12                              | 510    | 100    | 17                            | 19     | 1,588          | 15   | 6                           |
| Panama                 | 14,843  | 35                              | 8      | 31     | 167                           | 0      | 15,084         | 1  | 47                          |
| Papua New Guinea       | 3,107   | 0                               | 0      | 5      | 15                            | 0      | 3,127          | 0  | 0                           |

...

**Table A.2. (continued)**  
 (Thousands of US dollars)

| Member State                     | UNDP   | UNDP-<br>administered<br>funds | UNFPA  | UNICEF | Other United<br>Nations funds | WFP    | Total<br>(1-6) | Memo items<br>Relief and<br>related grants<br>environment<br>fund | UNEP<br>fund |
|----------------------------------|--------|--------------------------------|--------|--------|-------------------------------|--------|----------------|---|--------------|
|                                  | (1)    | (2)                            | (3)    | (4)    | (5)                           | (6)    | (7)            | (8)   | (9)          |
| Paraguay                         | 12,248 | 2                              | 25     | 2      | 0                             | 0      | 12,277         | 0   | 0            |
| Peru                             | 13,865 | 0                              | 0      | 0      | 0                             | 0      | 13,865         | 0   | 16           |
| Philippines                      | 739    | 2                              | 45     | 194    | 40                            | 132    | 1,152          | 3   | 40           |
| Poland                           | 266    | 5                              | 15     | 53     | 2                             | 0      | 341            | 0   | 152          |
| Portugal                         | 960    | 516                            | 0      | 187    | 6                             | 50     | 1,719          | 175   | 8            |
| Qatar                            | 369    | 1                              | 0      | 0      | 0                             | 51     | 421            | 35  | 20           |
| Republic of Korea                | 1,794  | 147                            | 150    | 805    | 648                           | 0      | 3,544          | 330   | 22           |
| Republic of Moldova              | 0      | 0                              | 0      | 0      | 0                             | 0      | 0              | 0   | 0            |
| Romania                          | 47     | 11                             | 1      | 2      | 0                             | 0      | 61             | 0   | 9            |
| Russian Federation               | 550    | 0                              | 0      | 0      | 0                             | 0      | 550            | 39  | 2,862        |
| Rwanda                           | 326    | 0                              | 0      | 0      | 0                             | 0      | 326            | 0   | 0            |
| Saint Kitts and Nevis            | 0      | 0                              | 0      | 0      | 0                             | 0      | 0              | 0   | 3            |
| Saint Lucia                      | 72     | 0                              | 1      | 2      | 68                            | 0      | 143            | 0   | (3)          |
| Saint Vincent and the Grenadines | 22     | 0                              | 0      | 0      | 0                             | 0      | 22             | 0   | 15           |
| Sao Tome and Principe            | 0      | 0                              | 0      | 0      | 0                             | 0      | 0              | 0   | 0            |
| Saudi Arabia                     | 13,875 | 0                              | 0      | 104    | 0                             | 2,126  | 16,105         | 1,220   | 309          |
| Senegal                          | 0      | 0                              | 0      | 0      | 0                             | 115    | 115            | 0   | 0            |
| Seychelles                       | 41     | 1                              | 1      | 0      | 0                             | 0      | 43             | 0   | 9            |
| Sierra Leone                     | 44     | 0                              | 1      | 0      | 0                             | 0      | 45             | 0   | 1            |
| Singapore                        | 457    | 0                              | 0      | 49     | 8                             | 0      | 514            | 0   | 15           |
| Slovakia                         | 0      | 0                              | 0      | 0      | 0                             | 0      | 0              | 0   | 0            |
| Slovenia                         | 0      | 0                              | 0      | 0      | 4                             | 0      | 4              | 0   | 0            |
| Solomon Islands                  | 15     | 0                              | 1      | 0      | 2                             | 0      | 18             | 0   | 0            |
| Somalia                          | 0      | 0                              | 0      | 0      | 0                             | 0      | 0              | 0   | 0            |
| South Africa                     | 0      | 0                              | 0      | 4      | 0                             | 0      | 4              | 0   | 22           |
| Spain                            | 8,554  | 52                             | 397    | 9,791  | 74                            | 2,405  | 21,273         | 4,718   | 819          |
| Sri Lanka                        | 1,087  | 3                              | 10     | 21     | 5                             | 0      | 1,126          | 3   | 10           |
| Sudan                            | 0      | 0                              | 0      | 0      | 0                             | 0      | 0              | 0   | 0            |
| Suriname                         | 0      | 0                              | 0      | 0      | 0                             | 0      | 0              | 0   | 0            |
| Swaziland                        | 262    | 0                              | 0      | 5      | 0                             | 0      | 267            | 0   | 6            |
| Sweden                           | 77,390 | 19,774                         | 18,454 | 98,347 | 1,481                         | 46,684 | 262,130        | 89,012  | 5,251        |

/: : :



**Table A.2. (continued)**  
(Thousands of US dollars)

| Member State                                 | UNDP<br>(1)      | UNDP-<br>administered<br>funds<br>(2) | UNFPA<br>(3)   | UNICEF<br>(4)  | Other United<br>Nations funds<br>(5) | WFP<br>(6)       | Total<br>(1-6)<br>(7) | Memo items                          |                                    |
|--|------------------|---------------------------------------|----------------|----------------|--------------------------------------|------------------|-----------------------|-------------------------------------|------------------------------------|
|  |                  |                                       |                |                |                                      |                  |                       | Relief and<br>related grants<br>(8) | UNEP<br>environment<br>fund<br>(9) |
| Syrian Arab Republic                         | 48               | 1                                     | 201            | 13             | 10                                   | 40               | 313                   | 28                                  | 13                                 |
| Tajikistan                                   | 0                | 0                                     | 0              | 0              | 0                                    | 0                | 0                     | 0                                   | 0                                  |
| Thailand                                     | 1,882            | 16                                    | 60             | 279            | 126                                  | 51               | 2,414                 | 23                                  | 21                                 |
| The former Yugoslav<br>Republic of Macedonia | 0                | 0                                     | 0              | 0              | 0                                    | 0                | 0                     | 0                                   | 0                                  |
| Togo   | 0                | 0                                     | 0              | 0              | 0                                    | 0                | 0                     | 0                                   | 0                                  |
| Trinidad and Tobago                          | 459              | 2                                     | 0              | 0              | 0                                    | 0                | 461                   | 0                                   | 27                                 |
| Tunisia                                      | 690              | 8                                     | 32             | 60             | 0                                    | 23               | 813                   | 12                                  | 29                                 |
| Turkey                                       | 2,849            | 80                                    | 30             | 100            | 11                                   | 154              | 3,224                 | 1,543                               | 183                                |
| Turkmenistan                                 | 0                | 0                                     | 0              | 0              | 0                                    | 0                | 0                     | 0                                   | 0                                  |
| Uganda                                       | 299              | 0                                     | 0              | 0              | 0                                    | 0                | 299                   | 0                                   | 0                                  |
| Ukraine                                      | 0                | 0                                     | 0              | 0              | 0                                    | 0                | 0                     | 0                                   | 26                                 |
| United Arab Emirates                         | 835              | 0                                     | 0              | 105            | 0                                    | 0                | 940                   | 0                                   | 0                                  |
| United Kingdom                               | 46,272           | 594                                   | 12,920         | 26,193         | 277                                  | 33,233           | 119,489               | 52,528                              | 7,260                              |
| United Republic of Tanzania                  | 12               | 0                                     | 0              | 6              | 0                                    | 0                | 18                    | 0                                   | 0                                  |
| United States                                | 131,454          | 7,940                                 | 14,500         | 147,862        | 823                                  | 495,330          | 797,909               | 325,114                             | 22,815                             |
| Uruguay                                      | 10,106           | 0                                     | 17             | 10             | 103                                  | 0                | 10,236                | 0                                   | 21                                 |
| Uzbekistan                                   | 0                | 0                                     | 0              | 0              | 0                                    | 0                | 0                     | 0                                   | 0                                  |
| Vanuatu                                      | 0                | 0                                     | 5              | 0              | 0                                    | 0                | 5                     | 0                                   | 1                                  |
| Venezuela                                    | 8,470            | 0                                     | 0              | 115            | 190                                  | 26               | 8,801                 | 18                                  | 138                                |
| Viet Nam                                     | 27               | 0                                     | 3              | 10             | 0                                    | 57               | 97                    | 0                                   | (4)                                |
| Yemen  | 28               | 0                                     | 0              | 17             | 0                                    | 0                | 45                    | 0                                   | 0                                  |
| Yugoslavia                                   | 0                | 0                                     | 0              | 111            | 0                                    | 0                | 111                   | 0                                   | (21)                               |
| Zaire  | 0                | 0                                     | 0              | 0              | 0                                    | 0                | 0                     | 0                                   | 0                                  |
| Zambia                                       | 0                | 0                                     | 0              | 11             | 0                                    | 0                | 11                    | 0                                   | 0                                  |
| Zimbabwe                                     | 34               | 0                                     | 0              | 0              | 0                                    | 0                | 34                    | 0                                   | 1                                  |
| <b>Total</b>                                 | <b>1,228,185</b> | <b>119,991</b>                        | <b>247,306</b> | <b>659,793</b> | <b>47,173</b>                        | <b>1,091,996</b> | <b>3,394,444</b>      | <b>944,281</b>                      | <b>77,972</b>                      |

/...

**Table A.2. (continued)**  
 (Thousands of US dollars)

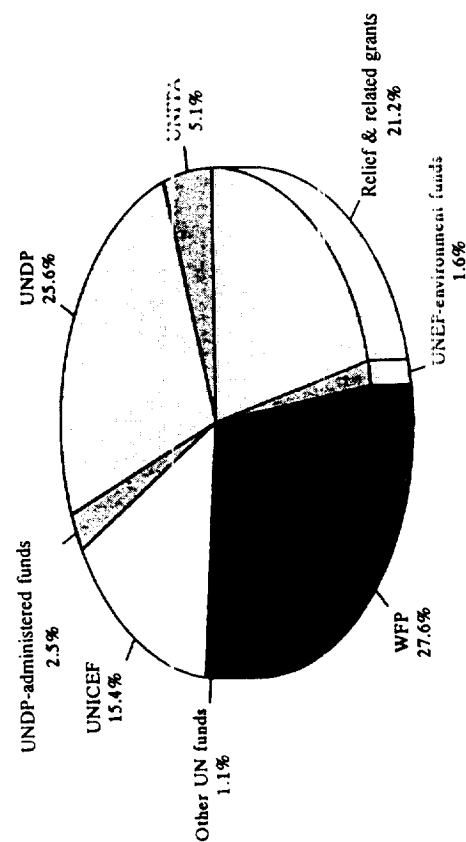
|                             | UNDP<br>(1)   | UNDP-<br>administered<br>funds<br>(2) | UNFPA<br>(3) | UNICEF<br>(4) | Other United<br>Nations funds<br>(5) | WFP<br>(6)    | Total<br>(1-6)<br>(7) | Memo items                          |                                    |
|-----------------------------|---------------|---------------------------------------|--------------|---------------|--------------------------------------|---------------|-----------------------|-------------------------------------|------------------------------------|
|                             |               |                                       |              |               |                                      |               |                       | Relief and<br>related grants<br>(8) | UNEP<br>environment<br>fund<br>(9) |
| <b>II. Non-member State</b> |               |                                       |              |               |                                      |               |                       |                                     |                                    |
| Anguilla                    | 0             | 0                                     | 0            | 0             | 0                                    | 0             | 0                     | 0                                   | 5                                  |
| Aruba                       | 352           | 0                                     | 0            | 0             | 0                                    | 0             | 352                   | 0                                   | 44                                 |
| Bermuda                     | 0             | 0                                     | 0            | 0             | 0                                    | 0             | 0                     | 10                                  | 0                                  |
| British Virgin Islands      | 0             | 0                                     | 0            | 0             | 0                                    | 0             | 0                     | 0                                   | 11                                 |
| Cayman Islands              | 0             | 0                                     | 0            | 0             | 0                                    | 0             | 0                     | 0                                   | 9                                  |
| Cook Islands                | 161           | 0                                     | 4            | 0             | 0                                    | 0             | 165                   | 0                                   | 0                                  |
| French Guiana               | 0             | 0                                     | 0            | 0             | 0                                    | 0             | 0                     | 0                                   | 0                                  |
| French Polynesia            | 0             | 0                                     | 0            | 0             | 0                                    | 0             | 0                     | 0                                   | 0                                  |
| Guadeloupe                  | 0             | 0                                     | 0            | 0             | 0                                    | 0             | 0                     | 0                                   | 0                                  |
| Guam                        | 0             | 0                                     | 0            | 0             | 0                                    | 0             | 0                     | 0                                   | 0                                  |
| Holy See                    | 2             | 0                                     | 0            | 4             | 0                                    | 0             | 6                     | 366                                 | 0                                  |
| Hong Kong                   | 37            | 5                                     | 0            | 54            | 75                                   | 0             | 171                   | 0                                   | 0                                  |
| Kiribati                    | 0             | 0                                     | 2            | 0             | 0                                    | 0             | 2                     | 0                                   | 0                                  |
| Martinique                  | 0             | 0                                     | 0            | 0             | 0                                    | 0             | 0                     | 0                                   | 0                                  |
| Monaco                      | 13            | 0                                     | 0            | 109           | 0                                    | 0             | 122                   | 13                                  | 3                                  |
| Montserrat                  | 0             | 0                                     | 0            | 0             | 0                                    | 0             | 0                     | 0                                   | 0                                  |
| Nauru                       | 0             | 0                                     | 0            | 0             | 0                                    | 0             | 0                     | 0                                   | 0                                  |
| Netherlands Antilles        | 453           | 0                                     | 0            | 0             | 0                                    | 0             | 453                   | 0                                   | 41                                 |
| Niue                        | 11            | 0                                     | 1            | 0             | 0                                    | 0             | 12                    | 0                                   | 0                                  |
| Reunion                     | 0             | 0                                     | 0            | 0             | 0                                    | 0             | 0                     | 0                                   | 0                                  |
| San Marino                  | 0             | 0                                     | 0            | 0             | 0                                    | 0             | 0                     | 6                                   | 0                                  |
| St. Helena                  | 0             | 0                                     | 0            | 0             | 0                                    | 0             | 0                     | 0                                   | 0                                  |
| Switzerland                 | 40,815        | 4,470                                 | 5,810        | 22,510        | 1,415                                | 22,775        | 97,795                | 36,264                              | 3,826                              |
| Tokelau Islands             | 5             | 0                                     | 0            | 0             | 0                                    | 0             | 5                     | 0                                   | 0                                  |
| Tonga                       | 10            | 0                                     | 0            | 0             | 0                                    | 0             | 10                    | 0                                   | 0                                  |
| Turks and Caicos Islands    | 0             | 0                                     | 0            | 0             | 0                                    | 0             | 0                     | 0                                   | 0                                  |
| Tuvalu                      | 0             | 0                                     | 0            | 0             | 7                                    | 0             | 7                     | 0                                   | 0                                  |
| Other                       | 93            | 0                                     | 12           | 0             | 21                                   | 36            | 162                   | 0                                   | (37)                               |
| <b>Total</b>                | <b>41,952</b> | <b>4,475</b>                          | <b>5,829</b> | <b>22,677</b> | <b>1,518</b>                         | <b>22,811</b> | <b>99,262</b>         | <b>36,659</b>                       | <b>3,902</b>                       |

...

**Table A.2. (continued)**  
(Thousands of US dollars)

|   | UNDP<br>(1)      | UNDP-<br>administered<br>funds<br>(2) | UNPPA<br>(3)   | UNICEF<br>(4)  | Other United<br>Nations funds<br>(5) | WFP<br>(6)       | Total<br>(1-6)<br>(7) | Memo items                          |                                    |
|---|------------------|---------------------------------------|----------------|----------------|--------------------------------------|------------------|-----------------------|-------------------------------------|------------------------------------|
|   |                  |                                       |                |                |                                      |                  |                       | Relief and<br>related grants<br>(8) | UNEP<br>environment<br>fund<br>(9) |
| <b>Total</b>                              | 1,270,137        | 124,466                               | 253,135        | 682,470        | 48,691                               | 1,114,807        | 3,493,706             | 980,940                             | 81,874                             |
| AGFUND                                    | 667              | 307                                   | 170            | 0              | 0                                    | 0                | 1,144                 | 0                                   | 0                                  |
| EEC                                       | 1,125            | 101                                   | 241            | 10,908         | 0                                    | 279,330          | 291,705               | 10,698                              | 50                                 |
| Other inter-governmental<br>organizations | 543              | (31)                                  | 0              | 0              | 3,875                                | 0                | 4,387                 | 63,502                              | 0                                  |
| Non-governmental<br>organizations         | 1,922            | 1,132                                 | 0              | 5,183          | 1,220                                | 26,964           | 36,421                | 36,898                              | 0                                  |
| <b>Total</b>                              | 4,257            | 1,509                                 | 411            | 16,091         | 5,095                                | 306,294          | 333,657               | 111,098                             | 50                                 |
| Not elsewhere classified                  | 43,738           | 887                                   | 11,561         | 95,172         | 1,191                                | 0                | 152,549               | 0                                   | 0                                  |
| <b>Grand total</b>                        | <b>1,318,132</b> | <b>126,862</b>                        | <b>265,107</b> | <b>793,733</b> | <b>54,977</b>                        | <b>1,421,101</b> | <b>3,979,912</b>      | <b>1,092,038</b>                    | <b>81,924</b>                      |

Contributions to funds and programmes of  
the United Nations, by donor  
1993



/...

**Table A.3. Contributions for operational activities of the United Nations system, by donor, 1993**  
(Thousands of dollars)

|                        | Total                                  |        | Extra -<br>budgetary<br>contributions<br>to specialized<br>agencies <sup>a/</sup> | Total   | Memo items |         |             |            |                           |
|------------------------|--|--------|---|---------|------------|---------|-------------|------------|---------------------------|
|                        | United Nations<br>funds<br>A.2 (col.7) | (1)    |   |         | (2)        | (3)     | IFAD<br>(4) | IDA<br>(5) | IBRD<br>and<br>IFC<br>(6) |
| <b>I. Member State</b> |  |        |   |         |            |         |             |            |                           |
| Afghanistan            | 36                                     | 0      | 0   | 36      | 0          | 0       | 0           | 0          | 0                         |
| Albania                | 0                                      | (1)    | (1)   | (1)     | 0          | 0       | 0           | 0          | (1)                       |
| Algeria                | 1,162                                  | 1,331  | 1,331   | 2,493   | 0          | 0       | 14,700      | 1,321      | 0                         |
| Andorra                | 0                                      | 0      | 0   | 0       | 0          | 0       | 0           | 0          | 0                         |
| Angola                 | 52                                     | 0      | 0   | 52      | 0          | 0       | 130         | 0          | 0                         |
| Antigua and Barbuda    | 1                                      | 0      | 0   | 1       | 0          | 0       | 0           | 0          | 0                         |
| Argentina              | 61,904                                 | 2,457  | 2,457   | 64,361  | 0          | 1,700   | 0           | 2,910      | 0                         |
| Armenia                | 0                                      | 0      | 0   | 0       | 0          | 0       | 0           | 0          | 0                         |
| Australia              | 63,096                                 | 5,223  | 5,223   | 68,319  | 1,013      | 79,500  | 0           | 1          | 1                         |
| Austria                | 27,846                                 | 4,930  | 4,930   | 32,776  | 0          | 38,000  | 1,710       | 38         | 0                         |
| Azerbaijan             | 0                                      | 0      | 0   | 0       | 0          | 0       | 0           | 0          | 0                         |
| Bahamas                | 60                                     | (1)    | (1)   | 59      | 0          | 0       | 0           | 0          | (1)                       |
| Bahrain                | 56                                     | 2      | 2   | 58      | 0          | 0       | 1,800       | 2          | 0                         |
| Bangladesh             | 1,058                                  | 27     | 27  | 1,085   | 0          | 0       | 5,480       | 23         | 0                         |
| Barbados               | 16                                     | 0      | 0   | 16      | 0          | 0       | 40          | 0          | 0                         |
| Belarus                | 0                                      | 0      | 0   | 0       | 0          | 0       | 1,990       | 0          | 0                         |
| Belgium                | 40,001                                 | 14,790 | 14,790  | 54,791  | 0          | 20,600  | 0           | 231        | 0                         |
| Belize                 | 235                                    | 183    | 183   | 418     | 0          | 0       | 10          | 183        | 0                         |
| Benin                  | 34                                     | 279    | 279   | 313     | 0          | 0       | 0           | 279        | 0                         |
| Bhutan                 | 26                                     | 0      | 0   | 26      | 0          | 0       | 0           | 0          | 0                         |
| Bolivia                | 7,895                                  | 1      | 1   | 7,896   | 0          | 0       | 0           | 0          | 1                         |
| Bosnia and Herzegovina | 0                                      | 0      | 0   | 0       | 0          | 0       | 0           | 0          | 0                         |
| Botswana               | 2,111                                  | 31     | 31  | 2,142   | 0          | 0       | 50          | 31         | 0                         |
| Brazil                 | 39,942                                 | 2,917  | 2,917   | 42,859  | 0          | 700     | 3,440       | 3,099      | 0                         |
| Brunei Darussalam      | 208                                    | 0      | 0   | 208     | 0          | 0       | 0           | 0          | 0                         |
| Bulgaria               | 14                                     | 13     | 13  | 27      | 0          | 0       | 0           | 11         | 0                         |
| Burkina Faso           | 29                                     | 0      | 0   | 29      | 0          | 0       | 0           | 0          | 0                         |
| Burundi                | 37                                     | 599    | 599   | 636     | 0          | 0       | 0           | 599        | 0                         |
| Cambodia               | 1                                      | 0      | 0   | 1       | 0          | 0       | 0           | 0          | 0                         |
| Cameroon               | 437                                    | 1,299  | 1,299   | 1,736   | 0          | 0       | 0           | 1,299      | 0                         |
| Canada                 | 234,323                                | 10,898 | 10,898  | 245,221 | 0          | 176,500 | 23,270      | 25         | 0                         |

<sup>a/</sup> Assessed contributions to specialized agencies' regular budgets, see page 26, col. 3.



**Table A.3. (continued)**  
**(Thousands of dollars)**

| Member State                     | Total United Nations funds A.2 (col.7)<br>(1) | Extra-budgetary contributions to specialized agencies <sup>a/</sup><br>(2) | Total<br>(3) | Memo items  |            |                     | Government self-supporting<br>(7) |
|----------------------------------|---|--|--------------|-------------|------------|---------------------|-----------------------------------|
|                                  |   |  |              | IFAD<br>(4) | IDA<br>(5) | IBRD and IFC<br>(6) |                                   |
| Germany                          | 212,187                                       | 33,447   | 245,634      | 0           | 551,300    | 11,210              | 401                               |
| Ghana                            | 931   | 350  | 1,281        | 0           | 0          | 0                   | 345                               |
| Greece                           | 1,016   | 676  | 1,692        | 0           | 0          | 0                   | 678                               |
| Grenada                          | 14  | 0  | 14           | 0           | 0          | 0                   | 0                                 |
| Guatemala                        | 3,683   | 10   | 3,693        | 0           | 0          | 0                   | 0                                 |
| Guinea                           | 63  | 421  | 484          | 0           | 0          | 50                  | 421                               |
| Guinea - Bissau                  | 1   | 685  | 686          | 0           | 0          | 0                   | 685                               |
| Guyana                           | 1,616   | 0  | 1,616        | 0           | 0          | 400                 | 0                                 |
| Haiti                            | 0   | 0  | 0            | 0           | 0          | 0                   | 0                                 |
| Honduras                         | 6,218   | 3,780  | 9,998        | 0           | 0          | 0                   | 3,780                             |
| Hungary                          | 1,071   | 215  | 1,286        | 0           | 800        | 950                 | 9                                 |
| Iceland                          | 489   | 42   | 531          | 0           | 0          | 20                  | 33                                |
| India                            | 7,147   | 7,103  | 14,250       | 0           | 200        | 5,450               | 2,589                             |
| Indonesia                        | 4,917   | 1,262  | 6,179        | 0           | 0          | 2,480               | 1,201                             |
| Iran (Islamic Republic of)       | 871   | 638  | 1,509        | 0           | 0          | 0                   | 533                               |
| Iraq                             | 3,313   | (2)  | 3,311        | 0           | 0          | 0                   | 9                                 |
| Ireland                          | 4,157   | 141  | 4,298        | 0           | 4,600      | 110                 | 9                                 |
| Israel                           | 88  | 15   | 103          | 0           | 0          | 180                 | 0                                 |
| Italy                            | 117,941                                       | 56,037   | 173,978      | 0           | 167,300    | 0                   | 298                               |
| Jamaica                          | 3,153   | 1  | 3,154        | 0           | 0          | 2,540               | 0                                 |
| Japan                            | 333,412                                       | 44,944   | 378,356      | 0           | 1,200,500  | 20,460              | 40                                |
| Jordan                           | 807   | 10   | 817          | 0           | 0          | 0                   | 388                               |
| Kazakhstan                       | 0   | 0  | 0            | 0           | 0          | 2,030               | 0                                 |
| Kenya                            | 2   | 175  | 177          | 0           | 0          | 0                   | 74                                |
| Kuwait                           | 4,545   | 46   | 4,591        | 0           | 5,300      | 0                   | 33                                |
| Kyrgyzstan                       | (40)  | 0  | (40)         | 0           | 0          | 1,120               | 0                                 |
| Lao People's Democratic Republic | 1,255   | 0  | 1,255        | 0           | 0          | 20                  | 0                                 |
| Latvia                           | 0   | 0  | 0            | 0           | 0          | 750                 | 0                                 |
| Lebanon                          | 352   | 158  | 510          | 0           | 0          | 0                   | 158                               |
| Lesotho                          | 82  | 1,741  | 1,823        | 0           | 0          | 20                  | 1,741                             |
| Liberia                          | 0   | 0  | 0            | 0           | 0          | 0                   | 0                                 |
| Libyan Arab Jamahiriya           | 2,074   | 4,985  | 7,059        | 0           | 0          | 0                   | 5,388                             |

**Table A.3. (continued)**  
**(Thousands of dollars)**

| Member State     | Total United Nations funds A.2 (col.7)<br>(1) | Extra - budgetary contributions to specialized agencies &<br>(2) | Total<br>(3) | Memo items  |            |                     |         | Government self-supporting<br>(7) |
|------------------|---|--|--------------|-------------|------------|---------------------|---------|-----------------------------------|
|                  |   |  |              | IFAD<br>(4) | IDA<br>(5) | IBRD and IFC<br>(6) |         |                                   |
| Liechtenstein    | 182   | 0  | 182          | 0           | 0          | 0                   | 4       |                                   |
| Lithuania        | 0   | 0  | 0            | 0           | 0          | 1,520               | 0       |                                   |
| Luxembourg       | 2,259   | 1,021  | 3,280        | 0           | 900        | 0                   | 5       |                                   |
| Madagascar       | 329   | 165  | 494          | 0           | 0          | 2,400               | 165     |                                   |
| Malawi           | 45  | 187  | 232          | 0           | 0          | 0                   | 187     |                                   |
| Malaysia         | 2,182   | 67   | 2,249        | 0           | 0          | 1,330               | 57      |                                   |
| Maldives         | 19  | 22   | 41           | 0           | 0          | 800                 | 22      |                                   |
| Mali             | 22  | 3  | 25           | 0           | 0          | 170                 | 0       |                                   |
| Malta            | 267   | 166  | 433          | 0           | 0          | 700                 | 186     |                                   |
| Mauritania       | 21  | 40   | 61           | 0           | 0          | 150                 | 40      |                                   |
| Mauritius        | 128   | 22   | 150          | 0           | 0          | 160                 | 22      |                                   |
| Mexico           | 2,669   | 2,151  | 4,820        | 0           | 0          | 31,920              | 2,029   |                                   |
| Mongolia         | 180   | 0  | 180          | 0           | 0          | 0                   | 0       |                                   |
| Morocco          | 1,279   | 341  | 1,620        | 0           | 0          | 0                   | 340     |                                   |
| Mozambique       | 0   | 173  | 173          | 0           | 0          | 0                   | 153     |                                   |
| Myanmar          | 1,855   | 783  | 2,638        | 0           | 0          | 700                 | 783     |                                   |
| Namibia          | 179   | 116  | 295          | 0           | 0          | 0                   | 113     |                                   |
| Nepal            | 72  | 741  | 813          | 0           | 0          | 0                   | 741     |                                   |
| Netherlands      | 302,448                                       | 92,877   | 395,325      | 0           | 130,200    | 9,760               | 268     |                                   |
| New Zealand      | 3,593   | 20   | 3,613        | 0           | 4,200      | 2,300               | 0       |                                   |
| Nicaragua        | 2,788   | 30   | 2,818        | 0           | 0          | 60                  | 27      |                                   |
| Niger            | 0   | 235  | 235          | 0           | 0          | 0                   | 232     |                                   |
| Nigeria          | 193   | 476  | 669          | 0           | 0          | 0                   | 0       |                                   |
| Norway           | 191,268                                       | 33,252   | 224,520      | 0           | 19,100     | 1,530               | 138     |                                   |
| Oman             | 1,521   | 821  | 2,342        | 0           | 0          | 2,610               | 2,014   |                                   |
| Pakistan         | 1,588   | 198  | 1,786        | 0           | 0          | 10,860              | 191     |                                   |
| Panama           | 15,084  | 2  | 15,086       | 0           | 0          | 0                   | 0       |                                   |
| Papua New Guinea | 3,127   | 241  | 3,368        | 0           | 0          | 0                   | 0       |                                   |
| Paraguay         | 12,277  | (1,430)  | 10,847       | 0           | 0          | 0                   | (1,430) |                                   |
| Peru             | 13,865  | 1,572  | 15,437       | 0           | 0          | 600                 | 1,568   |                                   |
| Philippines      | 1,152   | 2,093  | 3,245        | 0           | 0          | 14,780              | 2,089   |                                   |
| Poland           | 341   | 1,555  | 1,896        | 0           | 800        | 1,050               | 1,208   |                                   |
| Portugal         | 1,719   | 47   | 1,766        | 0           | 1,100      | 700                 | 8       |                                   |

/...

**Table A.3. (continued)**  
**(Thousands of dollars)**

| Member State                                 | Total<br>United Nations<br>funds<br>A.2 (col.7)<br>(1) | Extra-<br>budgetary<br>contributions<br>to specialized<br>agencies &/<br>(2) | Total<br>(3) | Memo items  |            |                           | Government<br>self-<br>supporting<br>(7) |
|--|--|--|--------------|-------------|------------|---------------------------|--|
|  |  |  |              | IFAD<br>(4) | IDA<br>(5) | IBRD<br>and<br>IFC<br>(6) |  |
| Qatar  | 421  | 60   | 481          | 0           | 0          | 0                         | 50                                       |
| Republic of Korea                            | 3,544  | 1,136  | 4,680        | 0           | 2,200      | 1,390                     | 227                                      |
| Republic of Moldova                          | 0  | 0  | 0            | 0           | 0          | 0                         | 0  |
| Romania                                      | 61   | 27   | 88           | 0           | 0          | 230                       | 17                                       |
| Russian Federation                           | 550  | 200  | 750          | 0           | 4,200      | 52,770                    | 101                                      |
| Rwanda                                       | 326  | 0  | 326          | 0           | 0          | 0                         | 0  |
| Saint Kitts and Nevis                        | 0  | 0  | 0            | 0           | 0          | 0                         | 0  |
| Saint Lucia                                  | 143  | 1  | 144          | 0           | 0          | 20                        | 0  |
| Saint Vincent and the Grenadines             | 22   | 0  | 22           | 0           | 0          | 0                         | 0  |
| Sao Tome and Principe                        | 0  | 52   | 52           | 0           | 0          | 0                         | 52                                       |
| Saudi Arabia                                 | 16,105   | 14,093   | 30,198       | 0           | 96,300     | 3,120                     | 13,279                                   |
| Senegal                                      | 115  | 148  | 263          | 0           | 0          | 0                         | 144                                      |
| Seychelles                                   | 43   | 1  | 44           | 0           | 0          | 10                        | 0  |
| Sierra Leone                                 | 45   | 196  | 241          | 0           | 0          | 0                         | 196                                      |
| Singapore                                    | 514  | 105  | 619          | 0           | 0          | 0                         | (16)                                     |
| Slovakia                                     | 0  | 5  | 5            | 0           | 0          | 3,290                     | 0  |
| Slovenia                                     | 4  | 35   | 39           | 0           | 0          | 3,110                     | 4  |
| Solomon Islands                              | 18   | 110  | 128          | 0           | 0          | 0                         | 110                                      |
| Somalia                                      | 0  | 14   | 14           | 0           | 0          | 0                         | 14                                       |
| South Africa                                 | 4  | 0  | 4            | 0           | 800        | 1,390                     | 0  |
| Spain  | 21,273   | 4,557  | 25,830       | 0           | 8,800      | 0                         | 100                                      |
| Sri Lanka                                    | 1,126  | 4  | 1,130        | 0           | 0          | 1,820                     | 0  |
| Sudan  | 0  | 315  | 315          | 0           | 0          | 0                         | 314                                      |
| Suriname                                     | 0  | 14   | 14           | 0           | 0          | 0                         | 14                                       |
| Swaziland                                    | 267  | 0  | 267          | 0           | 0          | 160                       | 0  |
| Sweden                                       | 262,130  | 52,898   | 315,028      | 0           | 35,800     | 2,340                     | 693                                      |
| Syrian Arab Republic                         | 313  | 144  | 457          | 0           | 0          | 0                         | 142                                      |
| Tajikistan                                   | 0  | 0  | 0            | 0           | 0          | 5,100                     | 0  |
| Thailand                                     | 2,414  | 106  | 2,520        | 0           | 0          | 4,090                     | 0  |
| The former Yugoslav Republic<br>of Macedonia | 0  | 0  | 0            | 0           | 0          | 270                       | 0  |
| Togo   | 0  | 0  | 0            | 0           | 0          | 0                         | 0  |

/ . . .



**Table A.3. (continued)**  
**(Thousands of dollars)**

| Member State                | Total<br>United Nations<br>funds<br>A.2. (col.7) | Extra-<br>budgetary<br>contributions<br>to specialized<br>agencies <sup>a/</sup> | Total            | Memo items    |                  |                    | Government<br>self-<br>supporting |
|-----------------------------|--|--|------------------|---------------|------------------|--------------------|-----------------------------------|
|                             |  |  |                  | IFAD          | IDA              | IBRD<br>and<br>IFC |                                   |
|                             | (1)  | (2)  | (3)              | (4)           | (5)              | (6)                | (7)                               |
| Trinidad and Tobago         | 461  | (32)   | 429              | 0             | 0                | 360                | (32)                              |
| Tunisia                     | 813  | 501  | 1,314            | 0             | 0                | 0                  | 500                               |
| Turkey                      | 3,224  | 2,412  | 5,636            | 0             | 200              | 0                  | 1,966                             |
| Turkmenistan                | 0  | 0  | 0                | 0             | 0                | 0                  | 0                                 |
| Uganda                      | 299  | 653  | 952              | 0             | 0                | 0                  | 653                               |
| Ukraine                     | 0  | 69   | 69               | 0             | 0                | 5,930              | 0                                 |
| United Arab Emirates        | 940  | 438  | 1,378            | 0             | 0                | 0                  | 434                               |
| United Kingdom              | 119,489  | 23,220   | 142,709          | 0             | 352,900          | 21,050             | 225                               |
| United Rep. of Tanzania     | 18   | 2,548  | 2,566            | 0             | 0                | 0                  | 2,548                             |
| United States of America    | 797,909  | 72,797   | 870,706          | 31,436        | 782,000          | 37,740             | 17                                |
| Uruguay                     | 10,236   | (29)   | 10,207           | 0             | 0                | 310                | (30)                              |
| Uzbekistan                  | 0  | 0  | 0                | 0             | 0                | 2,850              | 0                                 |
| Vanuatu                     | 5  | 0  | 5                | 0             | 0                | 900                | 0                                 |
| Venezuela                   | 8,801  | 0  | 8,801            | 0             | 0                | 0                  | 0                                 |
| Viet Nam                    | 97   | (5)  | 92               | 0             | 0                | 0                  | (5)                               |
| Yemen                       | 45   | 1,652  | 1,697            | 0             | 0                | 0                  | 1,649                             |
| Yugoslavia                  | 111  | 0  | 111              | 0             | 0                | 0                  | 0                                 |
| Zaire                       | 0  | 52   | 52               | 0             | 0                | 0                  | 52                                |
| Zambia                      | 11   | (45)   | (34)             | 0             | 0                | 20                 | (14)                              |
| Zimbabwe                    | 34   | 0  | 34               | 0             | 0                | 5,400              | 0                                 |
| <b>Total</b>                | <b>3,394,444</b>                                 | <b>590,833</b>   | <b>3,985,277</b> | <b>32,449</b> | <b>3,977,600</b> | <b>374,880</b>     | <b>70,853</b>                     |
| <b>II. Non-member State</b> |  |  |                  |               |                  |                    |                                   |
| Anguilla                    | 0  | 0  | 0                | 0             | 0                | 0                  | 0                                 |
| Aruba                       | 352  | 0  | 352              | 0             | 0                | 0                  | 0                                 |
| Bermuda                     | 0  | 0  | 0                | 0             | 0                | 0                  | 0                                 |
| British Virgin Islands      | 0  | 0  | 0                | 0             | 0                | 0                  | 0                                 |
| Cayman Islands              | 0  | 0  | 0                | 0             | 0                | 0                  | 0                                 |
| Cook Islands                | 165  | 0  | 165              | 0             | 0                | 0                  | 0                                 |
| French Guiana               | 0  | 0  | 0                | 0             | 0                | 0                  | 0                                 |
| French Polynesia            | 0  | 0  | 0                | 0             | 0                | 0                  | 0                                 |

...

**Table A.3. (continued)**  
**(Thousands of dollars)**

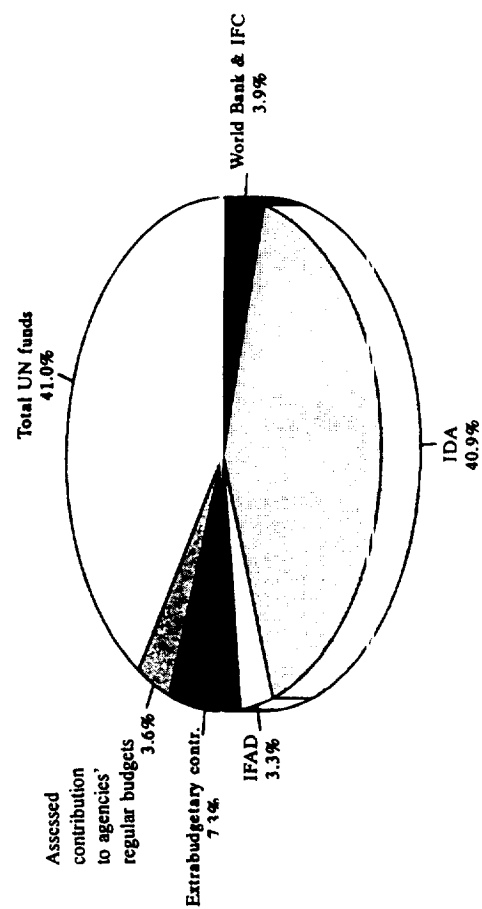
|  | Total<br>United Nations<br>funds<br>A.2. (col.7) | Extra-<br>budgetary<br>contributions<br>to specialized<br>agencies <sup>a/</sup> | Total            | Memo items    |                  |                    |               | Government<br>self-<br>supporting |
|--|--|--|------------------|---------------|------------------|--------------------|---------------|-----------------------------------|
|  |  |  |                  | IFAD          | IDA              | IBRD<br>and<br>IFC | (7)           |                                   |
|  | (1)  | (2)  | (3)              | (4)           | (5)              | (6)                | (7)           |                                   |
| <b>Non-member State</b>  |  |  |                  |               |                  |                    |               |                                   |
| Guadeloupe   | 0  | 0  | 0                | 0             | 0                | 0                  | 0             |                                   |
| Guam   | 0  | 0  | 0                | 0             | 0                | 0                  | 0             |                                   |
| Holy See   | 6  | 0  | 6                | 0             | 0                | 0                  | 0             |                                   |
| Hong Kong  | 171  | 5  | 176              | 0             | 0                | 0                  | 18            |                                   |
| Kiribati   | 2  | 0  | 2                | 0             | 0                | 0                  | 0             |                                   |
| Martinique   | 0  | 0  | 0                | 0             | 0                | 0                  | 0             |                                   |
| Monaco   | 122  | 0  | 122              | 0             | 0                | 0                  | 0             |                                   |
| Montserrat   | 0  | 0  | 0                | 0             | 0                | 0                  | 0             |                                   |
| Nauru  | 0  | 0  | 0                | 0             | 0                | 0                  | 0             |                                   |
| Netherlands Antilles   | 453  | 18   | 471              | 0             | 0                | 0                  | 18            |                                   |
| Niue   | 12   | 0  | 12               | 0             | 0                | 0                  | 0             |                                   |
| Reunion  | 0  | 0  | 0                | 0             | 0                | 0                  | 0             |                                   |
| San Marino   | 0  | 0  | 0                | 0             | 0                | 0                  | 0             |                                   |
| St. Helena   | 0  | 0  | 0                | 0             | 0                | 0                  | 0             |                                   |
| Switzerland  | 97,795   | 21,609   | 119,404          | 0             | 0                | 3,620              | 104           |                                   |
| Tokelau Islands  | 5  | 0  | 5                | 0             | 0                | 0                  | 0             |                                   |
| Tonga  | 10   | 2  | 12               | 0             | 0                | 10                 | 2             |                                   |
| Turks and Caicos Islands   | 0  | 0  | 0                | 0             | 0                | 0                  | 0             |                                   |
| Tuvalu   | 7  | 0  | 7                | 0             | 0                | 0                  | 0             |                                   |
| Other  | 162  | 38   | 200              | 0             | 0                | 1,820              | 7             |                                   |
| <b>Total</b>   | <b>99,262</b>                                    | <b>21,672</b>  | <b>120,934</b>   | <b>0</b>      | <b>0</b>         | <b>5,450</b>       | <b>149</b>    |                                   |
| <b>Total</b>   | <b>3,493,706</b>                                 | <b>612,505</b>   | <b>4,106,211</b> | <b>32,449</b> | <b>3,977,600</b> | <b>380,330</b>     | <b>71,002</b> |                                   |
| <b>Assessed contributions to specialized agencies' regular budgets</b> | <b>0</b>   | <b>0</b>   | <b>345,807</b>   | <b>0</b>      | <b>0</b>         | <b>0</b>           | <b>0</b>      |                                   |

...

**Table A.3. (continued)**  
**(Thousands of dollars)**

|  | Total United Nations funds A.2. (col.7) (1) | Extra-budgetary contributions to specialized agencies & (2) | Total (3)        | Memo items    |                  |                  |                                |
|--|---|---|------------------|---------------|------------------|------------------|--------------------------------|
|  |   |   |                  | IFAD (4)      | IDA (5)          | IBRD and IFC (6) | Government self-supporting (7) |
| AGFUND                                 | 1,144                                       | 0   | 1,144            | 0             | 0                | 0                | 0                              |
| EEC                                    | 291,705                                     | 0   | 291,705          | 0             | 0                | 0                | 0                              |
| Other inter-governmental organizations | 4,387                                       | 58,988  | 63,375           | 0             | 0                | 0                | 1,191                          |
| Non governmental organizations         | 36,421                                      | 35,048  | 71,469           | 0             | 0                | 0                | 0                              |
| Total                                  | 333,657                                     | 94,036  | 427,693          | 0             | 0                | 0                | 1,191                          |
| Not elsewhere classified               | 152,549                                     | 0   | 152,549          | 0             | 0                | 0                | 0                              |
| <b>Grand total</b>                     | <b>3,979,912</b>                            | <b>706,541</b>  | <b>5,032,260</b> | <b>32,449</b> | <b>3,977,600</b> | <b>380,330</b>   | <b>72,193</b>                  |

Contributions for operational activities of the United Nations system, by donor 1993



/...

**Table A.4. Extrabudgetary contributions for operational activities  
of specialized and technical agencies, 1993**  
(Thousands of US dollars)

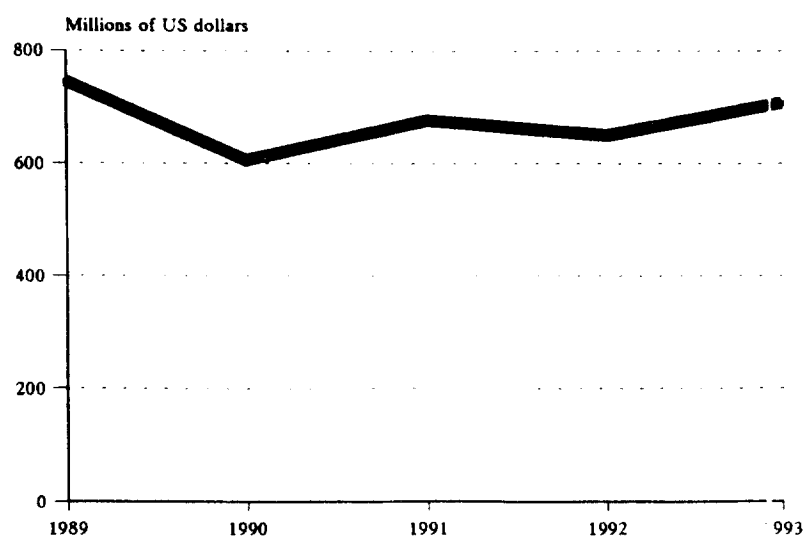
|   | WHO            | FAO            | UNIDO         | ILO           | UNESCO        | ITC           | IAEA         | OTHER         | TOTAL          |
|---|----------------|----------------|---------------|---------------|---------------|---------------|--------------|---------------|----------------|
| Australia   | 3,964          | 776            | 0             | 248           | 46            | 0             | 162          | 27            | 5,223          |
| Austria   | 680            | 721            | 2,577         | 772           | 120           | 0             | 10           | 50            | 4,930          |
| Belgium   | 1,864          | 7,693          | 1,422         | 1,647         | 106           | 97            | 126          | 1,835         | 14,790         |
| Canada  | 6,164          | 3,095          | 0             | 468           | 237           | 680           | 30           | 224           | 10,898         |
| Denmark   | 8,646          | 19,517         | 682           | 7,860         | 2,973         | 1,341         | 23           | 147           | 41,189         |
| Finland   | 2,157          | 1,126          | 37            | 3,157         | 111           | 1,061         | 10           | 548           | 8,207          |
| France  | 3,499          | 2,596          | 2,659         | 1,248         | 2,067         | 593           | 605          | 557           | 13,824         |
| Germany   | 5,131          | 1,701          | 4,061         | 12,403        | 7,740         | 1,013         | 361          | 1,037         | 33,447         |
| Italy   | 9,524          | 19,704         | 16,058        | 2,102         | 5,539         | 319           | 36           | 2,755         | 56,037         |
| Japan   | 17,135         | 6,854          | 7,151         | 3,254         | 8,718         | 527           | 331          | 939           | 44,909         |
| Netherlands   | 22,444         | 51,725         | 1,625         | 10,492        | 3,429         | 2,090         | 7            | 1,065         | 92,877         |
| Norway  | 13,723         | 3,912          | 100           | 9,220         | 3,223         | 1,400         | 0            | 1,674         | 33,252         |
| Saudi Arabia  | 15             | 9,703          | 625           | 0             | 29            | 72            | 11           | 3,638         | 14,093         |
| Sweden  | 23,727         | 16,078         | 0             | 3,283         | 4,111         | 3,933         | 83           | 1,683         | 52,898         |
| Switzerland   | 7,565          | 6,002          | 2,236         | 1,982         | 1,015         | 2,505         | 1            | 303           | 21,609         |
| United Kingdom  | 18,011         | 2,712          | 1,166         | 51            | 314           | 0             | 855          | 111           | 23,220         |
| United States   | 59,465         | 7,495          | 525           | 173           | 1,201         | 0             | 3,194        | 744           | 72,797         |
| Others  | 9,659          | 16,914         | 9,275         | 9,685         | 7,038         | 859           | 1,330        | 13,545        | 68,305         |
| <b>Total, countries</b>   | <b>213,373</b> | <b>178,324</b> | <b>50,199</b> | <b>68,045</b> | <b>48,017</b> | <b>16,490</b> | <b>7,175</b> | <b>30,882</b> | <b>612,505</b> |
| Multilateral<br>non-United Nations<br>system                          | 27,015         | 18,810         | 42            | 120           | 10,491        | 735           | 48           | 1,727         | 58,988         |
| Non-governmental<br>organizations                                     | 28,611         | 1,517          | 727           | 0             | 3,198         | 0             | 0            | 995           | 35,048         |
| <b>Total, multilateral and<br/>non-governmental<br/>organizations</b> | <b>55,626</b>  | <b>20,327</b>  | <b>769</b>    | <b>120</b>    | <b>13,689</b> | <b>735</b>    | <b>48</b>    | <b>2,722</b>  | <b>94,036</b>  |
| <b>Grand total</b>  | <b>268,999</b> | <b>198,651</b> | <b>50,968</b> | <b>68,165</b> | <b>61,706</b> | <b>17,225</b> | <b>7,223</b> | <b>33,604</b> | <b>706,541</b> |

/...

**Table A.5. Extrabudgetary contributions for operational activities  
 of specialized agencies: overview by donor, 1989-1993**  
 (Thousands of US dollars)

|   | 1989           | 1990           | 1991           | 1992           | 1993           |
|---|----------------|----------------|----------------|----------------|----------------|
| Australia   | 6,210          | 5,112          | 4,118          | 6,648          | 5,223          |
| Austria   | 4,612          | 2,704          | 2,549          | 688            | 4,930          |
| Belgium   | 13,682         | 20,132         | 11,481         | 11,361         | 14,790         |
| Canada  | 14,422         | 12,860         | 7,763          | 12,375         | 10,898         |
| Denmark   | 39,111         | 27,552         | 41,386         | 29,674         | 41,189         |
| Finland   | 21,222         | 21,980         | 26,795         | 16,290         | 8,207          |
| France  | 10,843         | 14,113         | 14,084         | 12,656         | 13,824         |
| Germany   | 22,511         | 23,548         | 29,975         | 27,571         | 33,447         |
| Italy   | 82,508         | 36,319         | 86,411         | 86,030         | 56,037         |
| Japan   | 147,165        | 29,460         | 53,837         | 35,156         | 44,909         |
| Netherlands                                       | 59,299         | 74,989         | 76,932         | 85,864         | 92,877         |
| Norway  | 32,328         | 36,029         | 31,976         | 35,732         | 33,252         |
| Saudi Arabia                                      | 16,468         | 17,456         | 15,604         | 17,421         | 14,093         |
| Sweden  | 49,431         | 53,862         | 47,222         | 46,324         | 52,898         |
| Switzerland                                       | 20,938         | 24,263         | 21,161         | 26,530         | 21,609         |
| United Kingdom                                    | 33,175         | 22,998         | 26,097         | 24,549         | 23,220         |
| United States of America                          | 36,146         | 32,377         | 38,216         | 43,801         | 72,797         |
| Other countries                                   | 56,862         | 65,201         | 61,707         | 65,424         | 68,305         |
| <b>Total, countries</b>                           | <b>666,933</b> | <b>520,955</b> | <b>597,314</b> | <b>584,094</b> | <b>612,505</b> |
| EEC   | 17,279         | 0              | 0              | 0              | 0              |
| Multilateral non-United Nations system            | 21,641         | 46,886         | 50,618         | 33,747         | 58,988         |
| Non-governmental organizations                    | 26,022         | 32,102         | 26,953         | 31,666         | 35,048         |
| <b>Total inter/non-governmental organizations</b> | <b>64,942</b>  | <b>78,988</b>  | <b>77,571</b>  | <b>65,413</b>  | <b>94,036</b>  |
| Not elsewhere classified                          | 13,231         | 4,982          | 1,325          | 0              | 0              |
| <b>Grand total</b>                                | <b>745,106</b> | <b>604,925</b> | <b>676,210</b> | <b>649,507</b> | <b>706,541</b> |

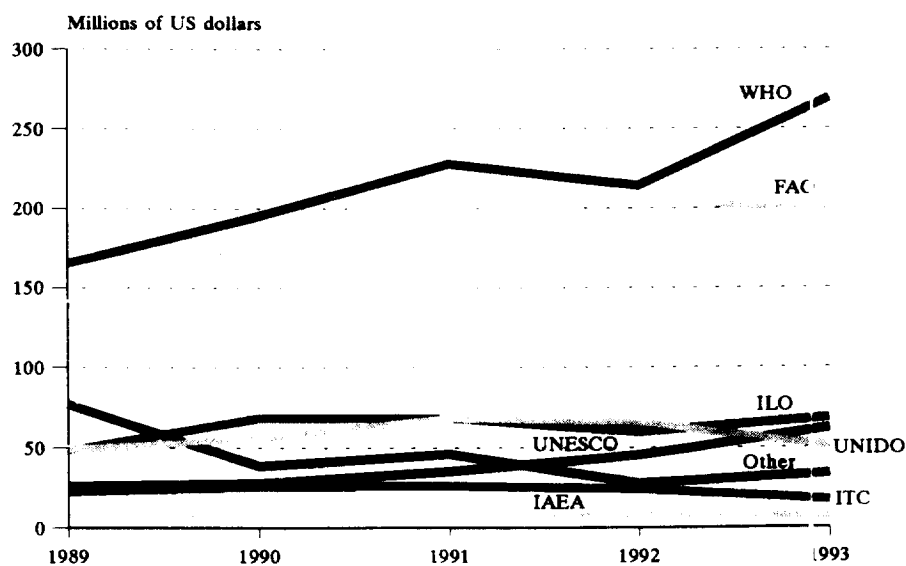
**Extrabudgetary contributions for operational activities  
 of specialized agencies: grand total  
 1989-1993**



**Table A.6. Extrabudgetary contributions for operational activities of specialized and technical agencies: overview by agency, 1989-1993**  
 (Thousands of US dollars)

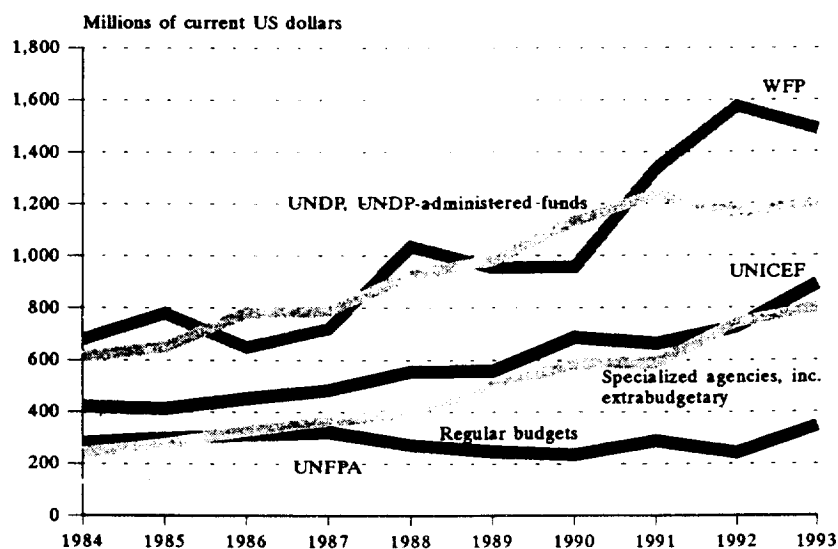
|                          | 1989           | 1990           | 1991           | 1992           | 1993           |
|--------------------------|----------------|----------------|----------------|----------------|----------------|
| WHO                      | 165,074        | 195,045        | 227,861        | 214,065        | 258,999        |
| FAO                      | 140,225        | 179,573        | 195,039        | 205,666        | 198,651        |
| UNIDO                    | 48,514         | 68,290         | 68,195         | 65,320         | 50,968         |
| ILO                      | 49,170         | 55,754         | 68,015         | 59,650         | 58,165         |
| UNESCO                   | 26,016         | 27,794         | 35,388         | 45,257         | 51,706         |
| ITC                      | 22,459         | 25,643         | 25,997         | 24,273         | 17,225         |
| IAEA                     | 8,870          | 9,398          | 8,371          | 7,681          | 7,223          |
| Other                    | 76,756         | 38,446         | 46,019         | 27,595         | 33,604         |
| Not elsewhere classified | ..             | 4,982          | 1,325          | 0              | 0              |
| <b>Grand total</b>       | <b>537,084</b> | <b>604,925</b> | <b>676,210</b> | <b>649,507</b> | <b>706,541</b> |

**Extrabudgetary contributions for operational activities of specialized and technical agencies: overview by agency 1989-1993**

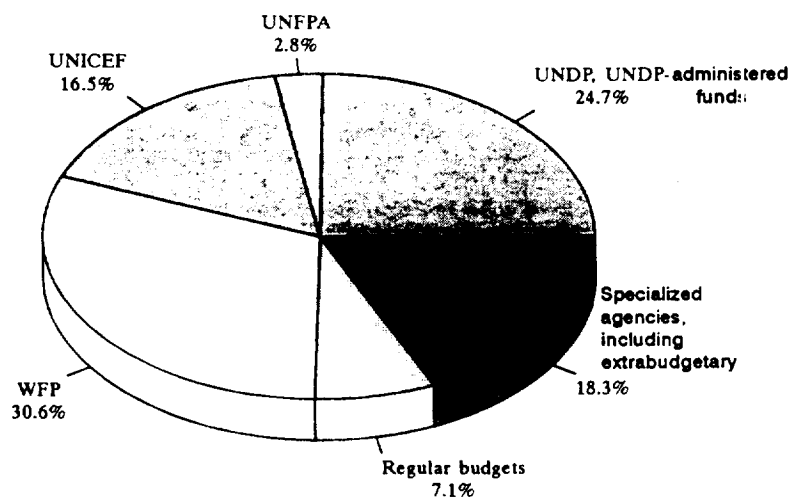


/...

Expenditures on operational activities of the  
 United Nations system:  
 overview, 1984-1993



Expenditures on operational activities of  
 the United Nations system: overview  
 1993



**Table B.1. Expenditures on operational activities of  
 the United Nations system: overview, 1989-1993**  
 (Millions of current US dollars)

|  | 1989           | 1990           | 1991           | 1992           | 1993           |
|--|----------------|----------------|----------------|----------------|----------------|
| <b>DEVELOPMENT GRANTS</b>  |                |                |                |                |                |
| 1. Financed by UNDP a/   | 883.4          | 1,035.7        | 1,123.6        | 1,026.8        | 1,011.0        |
| 2. Financed by UNDP-administered funds   | 97.6           | 98.0           | 114.1          | 137.6          | 113.4          |
| 3. Financed by UNFPA   | 157.2          | 179.5          | 171.8          | 128.2          | 114.3          |
| 4. Financed by UNICEF  | 501.1          | 584.3          | 591.1          | 743.8          | 813.7          |
| 5. Financed by WFP b/  | 952.6          | 956.4          | 1,337.9        | 1,575.2        | 1,417.7        |
| 6. Financed by regular budgets c/  | 246.2          | 233.9          | 287.5          | 241.6          | 315.8          |
| 7. Financed by specialized agencies and other organizations from extrabudgetary sources d/ | 557.7          | 686.1          | 663.4          | 727.2          | 811.9          |
| <b>Total</b>   | <b>3,395.8</b> | <b>3,773.9</b> | <b>4,289.4</b> | <b>4,580.4</b> | <b>4,867.8</b> |
| <b>CONCESSIONAL LOANS</b>  |                |                |                |                |                |
| 8. Disbursements by IFAD   | 158.1          | 139.3          | 114.9          | 130.8          | 110.8          |
| 9. Disbursement by IDA   |                |                |                |                |                |
| (a) Gross disbursement   | 3,477.0        | 4,242.00       | 4,611.0        | 4,836.0        | 5,013.0        |
| (b) Net disbursement   | 3,270.0        | 3,995.70       | 4,347.0        | 4,531.0        | 4,619.0        |
| (c) Net transfer   | 3,009.0        | 3,698.50       | 4,016.0        | 4,144.0        | 4,319.0        |
| <b>NON-CONCESSIONAL LOANS</b>  |                |                |                |                |                |
| 10. Disbursement by IBRD   |                |                |                |                |                |
| (a) Gross disbursement   | 10,842.0       | 14,048.50      | 12,033.0       | 10,365.0       | 13,114.0       |
| (b) Net disbursement   | 2,660.0        | 5,295.70       | 3,301.0        | 572.0          | 3,016.0        |
| (c) Net transfer   | (3,745.0)      | (1,947.80)     | (4,049.0)      | (6,865.0)      | (4,317.0)      |
| 11. Disbursement by IFC  |                |                |                |                |                |
| (a) Gross disbursement   | 990.7          | 1,878.4        | 985.0          | 958.0          | 1,910.3        |
| (b) Net disbursement   | 566.3          | 1,188.9        | ..             | ..             | ..             |

/...



Table B.1. (continued)

|   | 1989    | 1990    | 1991    | 1992    | 1993    |
|---|---------|---------|---------|---------|---------|
| <b>MEMO ITEMS</b>   |         |         |         |         |         |
| <b>SUPPLEMENTARY ITEMS</b>  |         |         |         |         |         |
| Refugee, humanitarian, special economic and disaster relief grant activities e/ | 888.3   | 873.7   | 946.6   | 1,240.4 | 1,347.7 |
| UNDP/OPS management service agreements f/                                       | 94.3    | 108.1   | 102.0   | 107.0   | 121.0   |
| <b>EXPLANATORY ITEMS</b>  |         |         |         |         |         |
| World Bank/technical cooperation g/   | 1,118.8 | 1,053.5 | 1,142.8 | 1,197.0 | 1,447.4 |
| "Self-supporting" expenditures h/   | 60.5    | 80.8    | 68.7    | 67.7    | 73.1    |

Source: See table A.1. For definition of terms, see the note on statistical information.

a/ I.e., UNDP central resources, including expenditures financed from government cost-sharing contributions.

b/ Includes extrabudgetary expenditures and WFP project expenditures for development activities and emergency operations. Of the latter, most was financed from the International Emergency Food Reserve and the remainder from WFP general resources.

c/ The major share of such expenditures is financed by WHO.

d/ I.e., from funds not elsewhere specified in the table. Starting in 1993, it includes UNEP extrabudgetary expenditures. Also included are expenditures financed from government "self-supporting" contributions, as noted in memo item.

e/ Includes expenditures by UNHCR, UNWRA and United Nations trust funds for emergency assistance (including special economic assistance programmes). Regarding expenditures for WFP emergency operations, see footnote (b) above.

f/ Represents services engaged by Governments receiving loans and credits from international development banks or resources from bilateral donors.

g/ I.e., gross disbursements on "training" and "consultants" embodied in IBRD loans and IDA credits to borrowers.

h/ The amounts of recipients Governments' own resources spent, which are included above in the figures for line 7 (extrabudgetary), are here separated out for reference.

Table B.2. Expenditures on operational activities of the United Nations system  
 by recipient country or region, 1993 (development grants)  
 (Thousands of US dollars)

|                                | UNDP<br>(1) | UNDP-<br>administered<br>funds<br>(2) | UNFPA<br>(3) | UNICEF<br>(4) | WFP<br>(5) | Regular<br>budgets<br>(6) | Extra -<br>budgetary<br>(7) | Total<br>development<br>grants<br>(1-7)<br>(8) |
|--------------------------------|-------------|---------------------------------------|--------------|---------------|------------|---------------------------|-----------------------------|--|
| <b>Developing Member State</b> |             |                                       |              |               |            |                           |                             |  |
| Afghanistan                    | 18,298      | 756                                   | 185          | 11,201        | 39,532     | 2,781                     | 3,805                       | 76,558   |
| Albania                        | 1,446       | 0                                     | 262          | 922           | 0          | 711                       | 1,297                       | 4,638  |
| Algeria                        | 1,793       | 0                                     | 592          | 1,406         | 5,168      | 1,365                     | 788                         | 11,112   |
| Angola                         | 3,746       | 115                                   | 858          | 14,357        | 57,362     | 1,544                     | 906                         | 78,888   |
| Antigua and Barbuda            | 107         | 5                                     | 1            | 0             | 38         | 16                        | 42                          | 209  |
| Argentina                      | 59,429      | 736                                   | 6            | 1,559         | 0          | 1,497                     | 1,920                       | 65,147   |
| Armenia                        | 0           | 0                                     | 0            | 779           | 844        | 71                        | 0                           | 1,694  |
| Bahamas                        | (17)        | 0                                     | 0            | 0             | 0          | 529                       | 288                         | 800  |
| Bahrain                        | 63          | 0                                     | (7)          | 0             | 0          | 260                       | 26                          | 342  |
| Bangladesh                     | 21,450      | 8,923                                 | 3,157        | 31,618        | 25,004     | 6,594                     | 3,408                       | 100,154  |
| Barbados                       | 9           | 7                                     | 2            | 0             | 0          | 180                       | 458                         | 656  |
| Belize                         | 387         | 159                                   | 43           | 821           | 0          | 589                       | 504                         | 2,503  |
| Benin                          | 6,601       | 1,527                                 | 605          | 3,377         | 7,290      | 1,423                     | 933                         | 21,756   |
| Bhutan                         | 4,576       | 1,087                                 | 184          | 2,601         | 2,425      | 1,011                     | 1,293                       | 13,177   |
| Bolivia                        | 13,284      | 3,329                                 | 1,162        | 4,648         | 10,622     | 1,704                     | 5,375                       | 40,124   |
| Botswana                       | 3,654       | 701                                   | 476          | 1,427         | 4,708      | 1,227                     | 916                         | 13,109   |
| Brazil                         | 37,836      | 2,813                                 | 938          | 9,023         | 9,208      | 3,021                     | 3,689                       | 66,528   |
| Brunei Darussalam              | 0           | 0                                     | 0            | 0             | 0          | 35                        | 34                          | 69   |
| Bulgaria                       | 420         | 0                                     | 66           | 0             | 0          | 721                       | 429                         | 1,636  |
| Burkina Faso                   | 7,979       | 3,011                                 | 779          | 4,358         | 7,409      | 2,175                     | 985                         | 26,696   |
| Burundi                        | 5,885       | 643                                   | 826          | 2,914         | 4,968      | 1,726                     | 2,104                       | 19,066   |
| Cambodia                       | 24,215      | 4,548                                 | 20           | 15,101        | 20,094     | 1,664                     | 5,405                       | 71,047   |
| Cameroon                       | 1,612       | 642                                   | 585          | 1,602         | 1,872      | 2,133                     | 1,757                       | 10,304   |
| Cape Verde                     | 1,226       | 337                                   | 363          | 1,709         | 5,606      | 1,624                     | 2,553                       | 13,418   |
| Central African Republic       | 2,891       | 2,767                                 | 853          | 1,717         | 5,744      | 1,466                     | 1,325                       | 16,763   |
| Chad                           | 8,180       | 1,907                                 | 954          | 2,597         | 5,485      | 1,719                     | 1,478                       | 22,320   |
| Chile                          | 8,283       | 110                                   | 116          | 1,081         | 0          | 1,588                     | 2,106                       | 13,284   |
| China                          | 38,410      | 6,360                                 | 10,319       | 17,647        | 23,782     | 6,746                     | 8,411                       | 111,675  |
| Colombia                       | 24,348      | 601                                   | 576          | 1,566         | 1,348      | 1,887                     | 2,063                       | 32,389   |
| Comoros                        | 2,611       | 1,348                                 | 384          | 695           | 1,649      | 1,430                     | 274                         | 8,391  |
| Congo                          | 784         | 11                                    | 213          | 866           | 1,083      | 1,554                     | 1,344                       | 5,855  |
| Costa Rica                     | 2,871       | 435                                   | 268          | 741           | 1,015      | 1,439                     | 5,355                       | 12,124   |
| Côte d'Ivoire                  | 2,504       | 1                                     | 833          | 1,306         | 6,335      | 1,818                     | 1,386                       | 14,183   |

...

**Table B.2. (continued)**  
(Thousands of US dollars)

|  | UNDP<br>(1) | UNDP-<br>administered<br>funds<br>(2) | UNFPA<br>(3) | UNICEF<br>(4) | WFP<br>(5) | Regular<br>budgets<br>(6) | Extra-<br>budgetary<br>(7) | Total<br>development<br>grants<br>(1-7)<br>(8) |
|--|-------------|---------------------------------------|--------------|---------------|------------|---------------------------|----------------------------|--|
| <b>Developing Member State</b>           |             |                                       |              |               |            |                           |                            |  |
| Cuba                                     | 2,183       | 28                                    | 1,040        | 1,314         | 9,300      | 1,993                     | 1,339                      | 17,197   |
| Cyprus                                   | 637         | 0                                     | 27           | 0             | 0          | 435                       | 168                        | 1,267  |
| Czech Republic                           | 270         | 0                                     | 0            | 0             | 0          | 484                       | 785                        | 1,539  |
| Democratic People's<br>Republic of Korea | 3,445       | 39                                    | 955          | 545           | 0          | 1,763                     | 534                        | 7,281  |
| Djibouti                                 | 1,427       | 717                                   | 61           | 1,037         | 2,839      | 1,132                     | 472                        | 7,685  |
| Dominica                                 | 207         | 13                                    | 6            | 0             | 223        | 98                        | 130                        | 677  |
| Dominican Republic                       | 9,753       | 13                                    | 288          | 1,023         | 244        | 1,359                     | 588                        | 13,268   |
| Ecuador                                  | 5,838       | 94                                    | 662          | 1,956         | 835        | 2,422                     | 2,994                      | 14,801   |
| Egypt                                    | 13,692      | 2,517                                 | 576          | 5,444         | 10,461     | 3,144                     | 8,038                      | 43,872   |
| El Salvador                              | 11,368      | 3,532                                 | 668          | 1,403         | 5,831      | 1,361                     | 602                        | 24,765   |
| Equatorial Guinea                        | 1,638       | 280                                   | 273          | 1,010         | 2,832      | 1,000                     | 207                        | 7,240  |
| Eritrea                                  | 1,645       | 1,389                                 | 180          | 448           | 15,243     | 326                       | 83                         | 19,314   |
| Ethiopia                                 | 14,614      | 2,394                                 | 2,753        | 20,069        | 101,280    | 2,752                     | 8,511                      | 152,373  |
| Fiji                                     | 877         | 337                                   | 253          | 0             | 0          | 1,602                     | 538                        | 3,607  |
| Gabon                                    | 1,149       | 0                                     | 258          | 313           | 0          | 1,137                     | 723                        | 3,580  |
| Gambia                                   | 4,176       | 1,381                                 | 354          | 735           | 2,640      | 1,351                     | 1,176                      | 11,813   |
| Ghana                                    | 6,851       | 538                                   | 1,036        | 4,431         | 15,011     | 1,515                     | 3,069                      | 32,451   |
| Greece                                   | 0           | 0                                     | 0            | 0             | 0          | 265                       | 167                        | 432  |
| Grenada                                  | 264         | 3                                     | 3            | 0             | 270        | 83                        | 92                         | 715  |
| Guatemala                                | 5,129       | 19                                    | 504          | 2,438         | 7,379      | 1,139                     | 791                        | 17,399   |
| Guinea                                   | 4,780       | 1,374                                 | 677          | 3,654         | 3,466      | 2,066                     | 1,951                      | 17,968   |
| Guinea-Bissau                            | 5,075       | 4,117                                 | 22           | 1,989         | 4,229      | 1,479                     | 1,396                      | 18,307   |
| Guyana                                   | 4,169       | 280                                   | 23           | 721           | 1,190      | 791                       | 495                        | 7,669  |
| Haiti                                    | 4,154       | 711                                   | 713          | 4,390         | 3,676      | 784                       | 2,474                      | 16,902   |
| Honduras                                 | 9,360       | 137                                   | 886          | 1,266         | 4,368      | 731                       | 2,856                      | 19,604   |
| Hungary                                  | 55          | 0                                     | (10)         | 0             | 0          | 418                       | 1,732                      | 2,195  |
| India                                    | 34,000      | 93                                    | 7,006        | 57,322        | 26,281     | 9,203                     | 15,364                     | 149,269  |
| Indonesia                                | 15,277      | 535                                   | 2,132        | 13,778        | 3,562      | 8,652                     | 5,722                      | 49,658   |
| Iran (Islamic Republic of)               | 2,867       | 10                                    | 1,961        | 1,791         | 12,388     | 2,446                     | 1,176                      | 22,639   |
| Iraq                                     | (12)        | 327                                   | 1            | 55,855        | 26,631     | 1,703                     | 13,343                     | 97,848   |
| Jamaica                                  | 3,556       | 104                                   | 215          | 1,900         | 5,098      | 1,335                     | 471                        | 12,679   |
| Jordan                                   | 1,535       | 543                                   | 465          | 1,909         | 4,503      | 1,713                     | 809                        | 11,477   |

...

**Table B.2. (continued)**  
 (Thousands of US dollars)

|                                | UNDP<br>(1) | UNDP-<br>administered<br>funds<br>(2) | UNFPA<br>(3) | UNICEF<br>(4) | WFP<br>(5) | Regular<br>budgets<br>(6) | Extra-<br>budgetary<br>(7) | Total<br>development<br>grants<br>(1-7)<br>(8) |
|--------------------------------|-------------|---------------------------------------|--------------|---------------|------------|---------------------------|----------------------------|--|
| <b>Developing Member State</b> |             |                                       |              |               |            |                           |                            |  |
| Kenya                          | 10,669      | 583                                   | 829          | 18,041        | 88,918     | 2,326                     | 3,560                      | 124,926  |
| Kuwait                         | 1,566       | 0                                     | 0            | 23            | 0          | 227                       | 141                        | 1,957  |
| Lao People's Dem. Republic     | 6,512       | 3,695                                 | 152          | 2,642         | 926        | 1,858                     | 1,830                      | 17,615   |
| Lebanon                        | 3,060       | 0                                     | 7            | 1,902         | 1,885      | 1,283                     | 2,150                      | 10,287   |
| Lesotho                        | 2,738       | 436                                   | 779          | 1,907         | 7,100      | 1,545                     | 2,275                      | 16,780   |
| Liberia                        | 1,953       | 151                                   | 17           | 9,107         | 65,976     | 1,951                     | 203                        | 79,358   |
| Libyan Arab Jamahiriya         | 2,336       | 23                                    | 7            | 0             | 0          | 790                       | 11,207                     | 14,363   |
| Madagascar                     | 11,801      | 287                                   | 934          | 6,673         | 2,881      | 1,950                     | 1,941                      | 26,467   |
| Malawi                         | 10,985      | 1,740                                 | 1,135        | 5,910         | 68,909     | 1,606                     | 1,327                      | 91,612   |
| Malaysia                       | 2,122       | 759                                   | 60           | 546           | 0          | 1,638                     | 381                        | 5,506  |
| Maldives                       | 1,593       | 393                                   | 274          | 1,111         | 0          | 1,088                     | 456                        | 4,915  |
| Mali                           | 8,344       | 2,993                                 | 855          | 6,788         | 3,156      | 2,550                     | 2,302                      | 26,988   |
| Malta                          | 100         | 1                                     | 0            | 0             | 0          | 118                       | 130                        | 349  |
| Mauritania                     | 3,397       | 2,565                                 | 642          | 1,882         | 21,131     | 2,329                     | 480                        | 32,426   |
| Mauritius                      | 255         | 0                                     | 196          | 654           | 1,457      | 735                       | 215                        | 3,512  |
| Mexico                         | 2,915       | 114                                   | 2,505        | 3,132         | 9,858      | 2,456                     | 3,147                      | 24,127   |
| Mongolia                       | 1,470       | 655                                   | 813          | 719           | 1,583      | 2,490                     | 2,949                      | 10,679   |
| Morocco                        | 2,985       | 15                                    | 2,706        | 2,888         | 23,149     | 2,367                     | 968                        | 35,078   |
| Mozambique                     | 12,256      | 3,766                                 | 1,437        | 26,570        | 58,820     | 2,034                     | 3,583                      | 108,466  |
| Myanmar                        | 8,622       | 0                                     | 484          | 7,453         | 0          | 4,330                     | 2,742                      | 23,631   |
| Namibia                        | 3,698       | 757                                   | 339          | 4,438         | 3,991      | 1,437                     | 1,689                      | 16,349   |
| Nepal                          | 9,844       | 965                                   | 2,251        | 8,319         | 9,970      | 4,269                     | 4,154                      | 39,772   |
| Nicaragua                      | 10,520      | 1,614                                 | 563          | 1,973         | 2,931      | 1,396                     | 5,001                      | 23,998   |
| Niger                          | 2,911       | 2,411                                 | 1,025        | 2,487         | 6,887      | 1,958                     | 5,506                      | 31,455   |
| Nigeria                        | 9,452       | 3                                     | 870          | 20,273        | 0          | 2,979                     | 5,261                      | 38,838   |
| Oman                           | 1,187       | 37                                    | 184          | 751           | 0          | 1,051                     | 1,702                      | 4,912  |
| Pakistan                       | 16,018      | 259                                   | 854          | 12,603        | 13,035     | 4,497                     | 4,208                      | 51,474   |
| Panama                         | 11,620      | 14                                    | 314          | 743           | 697        | 1,080                     | 333                        | 14,801   |
| Papua New Guinea               | 5,009       | 489                                   | 172          | 989           | 0          | 2,318                     | 1,584                      | 10,561   |
| Paraguay                       | 12,670      | 24                                    | 208          | 1,308         | 3,842      | 841                       | (621)                      | 18,272   |
| Peru                           | 23,634      | 496                                   | 1,587        | 2,899         | 11,321     | 2,318                     | 4,445                      | 46,700   |
| Philippines                    | 4,237       | 467                                   | 6,570        | 7,689         | 785        | 2,087                     | 4,952                      | 26,787   |
| Poland                         | 500         | 15                                    | 6            | 0             | 0          | 528                       | 1,831                      | 2,880  |

...

**Table B.2. (continued)**  
(Thousands of US dollars)

|  | UNDP<br>(1) | UNDP-<br>administered<br>funds<br>(2) | UNFPA<br>(3) | UNICEF<br>(4) | WFP<br>(5) | Regular<br>budgets<br>(6) | Extra<br>budgetary<br>(7) | Total<br>development<br>grants<br>(1-7)<br>(8) |
|--|-------------|---------------------------------------|--------------|---------------|------------|---------------------------|---------------------------|--|
| <b>Developing Member State</b>               |             |                                       |              |               |            |                           |                           |  |
| Portugal                                     | 403         | 0                                     | 43           | 0             | 0          | 281                       | 146                       | 873  |
| Qatar  | 1,723       | 6                                     | 0            | 0             | 0          | 154                       | 28                        | 1,911  |
| Republic of Korea                            | 596         | 0                                     | 63           | 744           | 0          | 1,872                     | 300                       | 3,575  |
| Romania                                      | 1,141       | 0                                     | 199          | 876           | 0          | 759                       | 1,101                     | 4,076  |
| Rwanda                                       | 5,110       | 1,556                                 | 717          | 4,638         | 53,939     | 2,242                     | 2,137                     | 70,339   |
| Saint Kitts and Nevis                        | 311         | 10                                    | (1)          | 0             | 153        | 124                       | 77                        | 674  |
| Saint Lucia                                  | 345         | 24                                    | 19           | 0             | 0          | 143                       | 112                       | 643  |
| Saint Vincent and the Grenadines             | 302         | 50                                    | 22           | 0             | 315        | 121                       | 77                        | 887  |
| Sao Tome and Principe                        | 782         | 228                                   | 60           | 640           | 2,608      | 885                       | 298                       | 5,501  |
| Saudi Arabia                                 | 6,699       | 4                                     | 0            | 0             | 0          | 981                       | 11,357                    | 19,041   |
| Senegal                                      | 5,402       | 3,444                                 | 1,234        | 3,584         | 8,582      | 2,130                     | 7,806                     | 32,182   |
| Seychelles                                   | 222         | 11                                    | 177          | 0             | 125        | 842                       | 165                       | 1,542  |
| Sierra Leone                                 | 5,044       | 823                                   | 342          | 3,795         | 4,764      | 1,494                     | 1,473                     | 17,735   |
| Singapore                                    | 0           | 0                                     | 0            | 0             | 0          | 395                       | 0                         | 395  |
| Solomon Islands                              | 694         | 4                                     | 191          | 0             | 0          | 667                       | 309                       | 1,865  |
| Somalia                                      | 8,511       | 753                                   | 19           | 31,786        | 76,451     | 2,264                     | 2,628                     | 122,412  |
| Sri Lanka                                    | 7,298       | 781                                   | 701          | 3,177         | 3,301      | 3,508                     | 1,912                     | 20,678   |
| Sudan  | 11,594      | 4,314                                 | 2,215        | 32,414        | 90,853     | 4,242                     | 6,989                     | 152,621  |
| Suriname                                     | 119         | 4                                     | 12           | 0             | 0          | 434                       | 395                       | 964  |
| Swaziland                                    | 1,459       | 94                                    | 249          | 905           | 5,993      | 1,254                     | 498                       | 10,452   |
| Syrian Arab Republic                         | 1,655       | 24                                    | 1,626        | 815           | 14,328     | 2,214                     | 613                       | 21,275   |
| Thailand                                     | 2,372       | 806                                   | 186          | 4,572         | 4,969      | 4,392                     | 2,766                     | 20,063   |
| The former Yugoslav<br>Republic of Macedonia | 0           | 0                                     | 0            | 0             | 187,271    | 0                         | 0                         | 187,271  |
| Togo   | 2,904       | 847                                   | 110          | 1,004         | 415        | 987                       | 1,010                     | 6,277  |
| Trinidad and Tobago                          | 573         | 51                                    | 0            | 0             | 0          | 828                       | 497                       | 1,949  |
| Tunisia                                      | 2,016       | 0                                     | 1,111        | 970           | 3,722      | 1,960                     | 1,377                     | 11,156   |
| Turkey                                       | 3,326       | 17                                    | 577          | 3,277         | 1,031      | 1,579                     | 3,150                     | 12,957   |
| Uganda                                       | 12,224      | 2,344                                 | 2,115        | 17,209        | 16,981     | 2,149                     | 1,401                     | 54,423   |
| United Arab Emirates                         | 1,580       | 6                                     | 0            | 0             | 0          | 299                       | 69                        | 1,954  |
| United Republic of Tanzania                  | 17,916      | 3,418                                 | 2,964        | 11,934        | 7,681      | 2,252                     | 8,180                     | 54,345   |
| Uruguay                                      | 8,973       | 433                                   | 58           | 728           | 0          | 812                       | 1,623                     | 12,627   |
| Vanuatu                                      | 147         | 153                                   | 105          | 0             | 0          | 992                       | 168                       | 1,565  |

...

Table B.2. (continued)  
 (Thousands of US dollars)

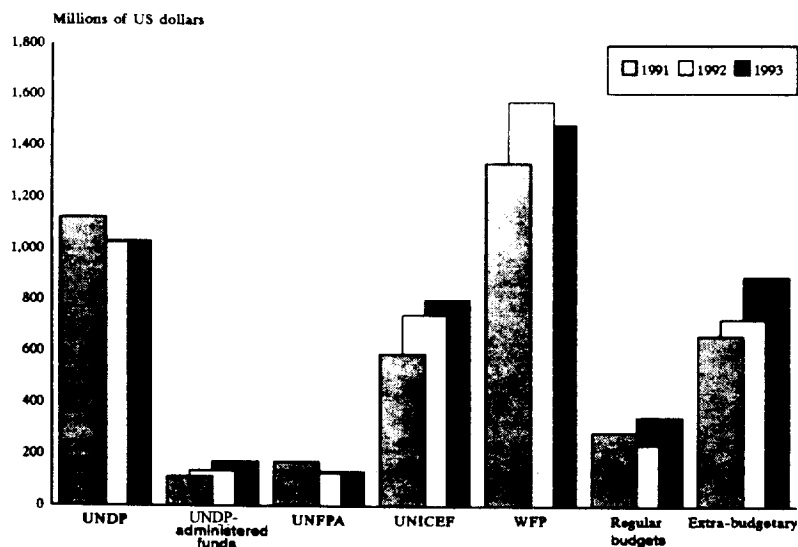
|  | UNDP<br>(1)    | UNDP-<br>administered<br>funds<br>(2) | UNFPA<br>(3)   | UNICEF<br>(4)  | WFP<br>(5)       | Regular<br>budgets<br>(6) | Extra-<br>budgetary<br>(7) | Total<br>development<br>grants<br>(1-7)<br>(8) |
|--|----------------|---------------------------------------|----------------|----------------|------------------|---------------------------|----------------------------|--|
| <b>Developing Member State</b>             |                |                                       |                |                |                  |                           |                            |  |
| Venezuela                                  | 8,758          | 111                                   | 32             | 1,097          | 0                | 1,160                     | 628                        | 11,786   |
| Viet Nam                                   | 12,967         | 6,195                                 | 3,750          | 16,596         | 15,891           | 4,375                     | 1,239                      | 61,013   |
| Yemen                                      | 2,859          | 2,177                                 | 761            | 2,834          | 10,684           | 3,880                     | 3,007                      | 26,202   |
| Yugoslavia                                 | 243            | 7                                     | 15             | 19,773         |                  | 12                        | 67                         | 20,117   |
| Zaire                                      | 6,471          | 1                                     | 12             | 9,026          | 5,918            | 1,955                     | 716                        | 24,099   |
| Zambia                                     | 3,645          | 212                                   | 587            | 6,435          | 9,042            | 2,383                     | 4,913                      | 27,217   |
| Zimbabwe                                   | 5,524          | 1,530                                 | 1,532          | 6,506          | 5,210            | 1,847                     | 2,812                      | 24,961   |
| <b>Total, developing<br/>Member States</b> | <b>840,747</b> | <b>121,569</b>                        | <b>100,364</b> | <b>674,126</b> | <b>1,457,007</b> | <b>232,228</b>            | <b>295,529</b>             | <b>3,721,570</b>                               |
| <b>Developing non-member State</b>         |                |                                       |                |                |                  |                           |                            |  |
| Anguilla                                   | 318            | 18                                    | 0              | 0              | 0                | 0                         | 0                          | 336  |
| Aruba                                      | 485            | 0                                     | 0              | 0              | 0                | 21                        | 2                          | 508  |
| Bermuda                                    | 0              | 0                                     | 0              | 0              | 0                | 3                         | 0                          | 3  |
| British Virgin Islands                     | 54             | 0                                     | 1              | 0              | 0                | 1                         | 21                         | 77   |
| Cayman Islands                             | 11             | 0                                     | 0              | 0              | 0                | 0                         | 15                         | 26   |
| Cook Islands                               | 495            | 21                                    | 104            | 0              | 0                | 271                       | 103                        | 994  |
| French Guiana                              | 0              | 0                                     | 0              | 0              | 0                | 39                        | 0                          | 39   |
| French Polynesia                           | 0              | 0                                     | 0              | 0              | 0                | 85                        | 84                         | 169  |
| Guam                                       | 0              | 0                                     | 0              | 0              | 0                | 19                        | 30                         | 49   |
| Hong Kong                                  | 39             | 0                                     | 0              | 0              | 0                | 133                       | 18                         | 190  |
| Kiribati                                   | 303            | 140                                   | 110            | 0              | 0                | 465                       | 117                        | 1,135  |
| Marshall Islands                           | 124            | 70                                    | 168            | 0              | 0                | 74                        | 43                         | 479  |
| Montserrat                                 | 149            | 50                                    | 0              | 0              | 0                | 1                         | 0                          | 200  |
| Netherlands Antilles                       | 209            | 0                                     | 0              | 0              | 0                | 85                        | 66                         | 360  |
| Niue                                       | 96             | 15                                    | 0              | 0              | 0                | 10                        | 0                          | 121  |
| Reunion                                    | 0              | 0                                     | 0              | 0              | 0                | 44                        | 0                          | 44   |
| Tokelau Islands                            | 302            | 0                                     | 34             | 0              | 0                | 39                        | 2                          | 377  |
| Tonga                                      | 429            | 22                                    | 146            | 0              | 0                | 828                       | 120                        | 1,545  |
| Turks and Caicos Islands                   | 169            | 0                                     | (2)            | 0              | 0                | 0                         | 62                         | 229  |
| Tuvalu                                     | 294            | 48                                    | 43             | 0              | 0                | 99                        | 12                         | 496  |

...

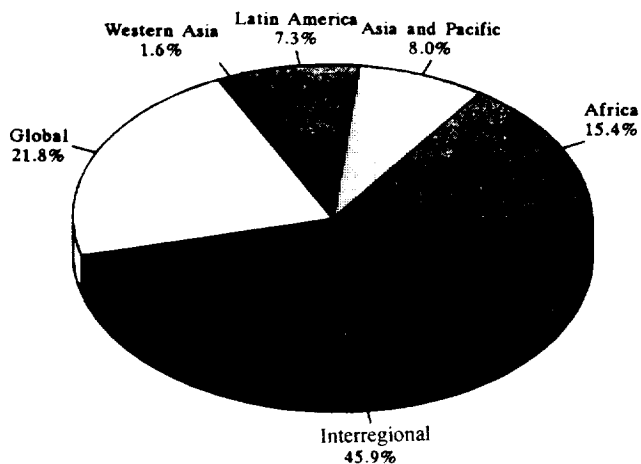
**Table B.2. (continued)**  
 (Thousands of US dollars)

|  | UNDP<br>(1)      | UNDP-<br>administered<br>funds<br>(2) | UNFPA<br>(3)   | UNICEF<br>(4)  | WFP<br>(5)       | Regular<br>budgets<br>(6) | Extra-<br>budgetary<br>(7) | Total<br>development<br>grants<br>(1-7)<br>(8) |
|--|------------------|---------------------------------------|----------------|----------------|------------------|---------------------------|----------------------------|--|
| <b>Total, developing<br/>non-member States</b> | 3,477            | 384                                   | 604            | 0              | 0                | 2,217                     | 695                        | 7,377  |
| <b>Total, developing countries</b>             | 844,224          | 121,953                               | 100,968        | 674,126        | 1,457,007        | 234,445                   | 296,224                    | 3,728,947                                      |
| <b>Total, other countries</b>                  | 14,844           | 178                                   | 2,516          | 10,330         | 5,420            | 6,029                     | 13,756                     | 53,073   |
| <b>Total, all countries</b>                    | 859,068          | 122,131                               | 103,484        | 684,456        | 1,462,427        | 240,474                   | 309,980                    | 3,782,020                                      |
| Africa   | 0                | 10,873                                | 3,932          | 1,781          | 0                | 21,451                    | 89,828                     | 127,865  |
| Asia and Pacific                               | 0                | 2,786                                 | 3,292          | 2,391          | 0                | 13,961                    | 43,702                     | 66,132   |
| Latin America                                  | 0                | 2,593                                 | 1,802          | 8,013          | 0                | 17,293                    | 30,973                     | 60,674   |
| Western Asia                                   | 0                | 457                                   | 844            | 5              | 0                | 7,741                     | 4,372                      | 13,419   |
| Global   | 29,107           | 7,998                                 | 104,968        | 104,968        | 0                | 1,675                     | 37,606                     | 181,354  |
| Interregional                                  | 41,775           | 19,746                                | 19,845         | 0              | 0                | 28,133                    | 271,225                    | 380,724  |
| <b>Total, intercountry</b>                     | 70,882           | 44,453                                | 29,715         | 117,158        | 0                | 90,254                    | 477,706                    | 830,168  |
| <b>Not elsewhere classified</b>                | 101,050          | 6,809                                 | 1,122          | 2,087          | 25,289           | 15,082                    | 104,203                    | 255,642  |
| <b>Grand total</b>                             | <b>1,031,000</b> | <b>173,393</b>                        | <b>134,321</b> | <b>803,701</b> | <b>1,487,716</b> | <b>345,810</b>            | <b>891,889</b>             | <b>4,867,830</b>                               |

Expenditures on operational activities of the United Nations,  
 system, by recipient country or region: development grants  
 1991, 1992, 1993



Total development  
 grants  
 1993





**Table B.3. Expenditures on operational activities of the United Nations system by recipient country or region, 1993 (loans, relief and other)**  
(Thousands of US dollars)

|                                | Total development grants B.2. (col 8) | IFAD  | IDA     | World Bank  | IFC     | Total (2-5) | Memo items                |                              |        | World Bank/IDA technical assistance |
|--------------------------------|---------------------------------------|-------|---------|-------------|---------|-------------|---------------------------|------------------------------|--------|-------------------------------------|
|                                |                                       |       |         |             |         |             | Relief and related grants | Self-supporting expenditures | (7)    |                                     |
|                                | (1)                                   | (2)   | (3)     | (4)         | (5)     | (6)         | (7)                       | (8)                          | (9)    |                                     |
| <b>Developing Member State</b> |                                       |       |         |             |         |             |                           |                              |        |                                     |
| Afghanistan                    | 76,558                                | 0     | 0       | 0           | 0       | 0           | 16,623                    | 1,158                        | 0      | 0                                   |
| Albania                        | 4,638                                 | 0     | 26,000  | 0           | 0       | 26,000      | 23                        | 24                           | 1,360  | 0                                   |
| Algeria                        | 11,112                                | 1,611 | 0       | (107,000)   | 4,460   | (100,929)   | 5,567                     | 244                          | 15,592 | 0                                   |
| Angola                         | 78,888                                | 0     | 10,000  | 0           | 0       | 10,000      | 4,333                     | 0                            | 6,750  | 0                                   |
| Antigua and Barbuda            | 209                                   | 0     | 0       | 0           | 0       | 0           | 0                         | 0                            | 0      | 0                                   |
| Argentina                      | 65,147                                | 2,541 | 0       | 940,000     | 261,020 | 1,203,561   | 1,482                     | 1,417                        | 89,111 | 0                                   |
| Armenia                        | 1,694                                 | 0     | 0       | 1,000       | 0       | 1,000       | 6,865                     | 0                            | 5      | 0                                   |
| Bahamas                        | 800                                   | 0     | 0       | 0           | 0       | 0           | 0                         | 6                            | 72     | 0                                   |
| Bahrain                        | 342                                   | 0     | 0       | 0           | 0       | 0           | 0                         | 0                            | 0      | 0                                   |
| Bangladesh                     | 100,154                               | 5,565 | 241,000 | 0           | 500     | 247,065     | 18,964                    | 38                           | 26,111 | 0                                   |
| Barbados                       | 656                                   | 0     | 0       | (8,000)     | 0       | (8,000)     | 0                         | 0                            | 179    | 0                                   |
| Belize                         | 2,503                                 | 375   | 0       | (1,000)     | 430     | (195)       | 2,557                     | 109                          | 582    | 0                                   |
| Benin                          | 21,756                                | 1,772 | 25,000  | 0           | 0       | 26,772      | 3,535                     | 331                          | 5,876  | 0                                   |
| Bhutan                         | 13,177                                | 1,432 | 1,000   | 0           | 0       | 2,432       | 0                         | 0                            | 0      | 0                                   |
| Bolivia                        | 40,124                                | 4,348 | 60,000  | 0           | 15,080  | 79,428      | 167                       | 0                            | 11,454 | 0                                   |
| Botswana                       | 13,109                                | 1,381 | 0       | 0           | 0       | 1,381       | 712                       | 38                           | 3,546  | 0                                   |
| Brazil                         | 66,528                                | 0     | 0       | (1,387,000) | 186,370 | (1,200,630) | 945                       | 2,219                        | 56,899 | 0                                   |
| Brunei Darussalam              | 59                                    | 0     | 0       | 0           | 0       | 0           | 0                         | 20                           | 0      | 0                                   |
| Bulgaria                       | 1,636                                 | 0     | 0       | (9,000)     | 0       | (9,000)     | 64                        | 5                            | 735    | 0                                   |
| Burkina Faso                   | 26,696                                | 0     | 58,000  | 0           | 0       | 58,000      | 717                       | 0                            | 6,747  | 0                                   |
| Burundi                        | 19,066                                | 776   | 32,000  | 0           | 0       | 32,776      | 3,435                     | 573                          | 9,168  | 0                                   |
| Cambodia                       | 71,047                                | 0     | 0       | 0           | 0       | 0           | 31,396                    | 35                           | 0      | 0                                   |
| Cameroon                       | 10,304                                | 0     | 0       | 0           | 10,000  | 10,000      | 966                       | 540                          | 14,391 | 0                                   |
| Cape Verde                     | 13,418                                | 1,257 | 3,000   | 0           | 0       | 4,257       | 0                         | 36                           | 1,116  | 0                                   |
| Central African Republic       | 16,763                                | 2,667 | 21,000  | 0           | 0       | 23,667      | 1,947                     | 0                            | 9,596  | 0                                   |
| Chad                           | 22,320                                | 0     | 22,000  | 0           | 0       | 22,000      | 78                        | 202                          | 8,923  | 0                                   |
| Chile                          | 13,284                                | 0     | 0       | (208,000)   | 22,000  | (186,000)   | 313                       | 146                          | 23,092 | 0                                   |

...

**Table B.3. (continued)**  
(Thousands of US dollars)

|                                       | Total development grants B.2. (col 8) | IFAD   | IDA     | World Bank | IFC     | Total (2-5) | Memo items                |                              |                                     |
|---------------------------------------|---------------------------------------|--------|---------|------------|---------|-------------|---------------------------|------------------------------|-------------------------------------|
|                                       |                                       |        |         |            |         |             | Relief and related grants | Self-supporting expenditures | World Bank/IDA technical assistance |
|                                       | (1)                                   | (2)    | (3)     | (4)        | (5)     | (6)         | (7)                       | (8)                          | (9)                                 |
| <b>Developing Member State</b>        |                                       |        |         |            |         |             |                           |                              |                                     |
| China                                 | 111,675                               | 18,501 | 831,000 | 433,000    | 4,000   | 1,286,501   | 3,330                     | 35                           | 50,116                              |
| Colombia                              | 32,389                                | 0      | 0       | (395,000)  | 19,720  | (375,280)   | 40                        | 162                          | 16,522                              |
| Comoros                               | 8,391                                 | 155    | 5,000   | 0          | 0       | 5,155       | 0                         | 7                            | 1,634                               |
| Congo                                 | 5,855                                 | 0      | 0       | 0          | 0       | 0           | 1,152                     | 356                          | 0                                   |
| Costa Rica                            | 12,124                                | 525    | 0       | (65,000)   | 7,900   | (56,575)    | 3,966                     | 45                           | 341                                 |
| Côte d'Ivoire                         | 14,183                                | 398    | 2,000   | (314,000)  | 4,860   | (306,742)   | 9,502                     | 50                           | 6,219                               |
| Cuba                                  | 17,197                                | 0      | 0       | 0          | 0       | 0           | 812                       | 971                          | 0                                   |
| Cyprus                                | 1,267                                 | 0      | 0       | 0          | 0       | 0           | 9,985                     | 3                            | 3,936                               |
| Czech Republic                        | 1,539                                 | 0      | 0       | 0          | 32,160  | 32,160      | 218                       | 1                            | 0                                   |
| Democratic People's Republic of Korea | 7,281                                 | 0      | 0       | 0          | 0       | 0           | 0                         | 136                          | 0                                   |
| Djibouti                              | 7,685                                 | 120    | 3,000   | 0          | 0       | 3,120       | 5,293                     | 0                            | 949                                 |
| Dominica                              | 677                                   | 144    | 0       | 0          | 0       | 144         | 1,223                     | 0                            | 56                                  |
| Dominican Republic                    | 13,268                                | 1,932  | 0       | (19,000)   | 7,340   | (9,728)     | 16                        | 0                            | 2,502                               |
| Ecuador                               | 14,801                                | 275    | 0       | (108,000)  | 10,000  | (97,725)    | 112                       | 215                          | 11,723                              |
| Egypt                                 | 43,872                                | 7,783  | 1,000   | (160,000)  | 9,500   | (141,717)   | 2,016                     | 3,375                        | 3,436                               |
| El Salvador                           | 24,765                                | 800    | 0       | 19,000     | 0       | 19,800      | 2,192                     | 32                           | 5,471                               |
| Equatorial Guinea                     | 7,240                                 | 1,326  | 4,000   | 0          | 0       | 5,326       | 0                         | (7)                          | 1,486                               |
| Eritrea                               | 19,314                                | 0      | 0       | 0          | 0       | 0           | 131                       | 0                            | 0                                   |
| Ethiopia                              | 152,373                               | 0      | 218,000 | 0          | 0       | 218,000     | 34,221                    | 414                          | 7,647                               |
| Fiji                                  | 3,607                                 | 0      | 0       | (15,000)   | 4,200   | (10,800)    | 0                         | 329                          | 355                                 |
| Gabon                                 | 3,580                                 | 0      | 0       | (1,000)    | 0       | (1,000)     | 170                       | 281                          | 4,152                               |
| Gambia                                | 11,813                                | 326    | 6,000   | 0          | 840     | 7,166       | 0                         | 0                            | 1,823                               |
| Ghana                                 | 32,451                                | 3,191  | 189,000 | 0          | 113,960 | 306,151     | 3,940                     | 914                          | 27,516                              |
| Greece                                | 432                                   | 0      | 0       | 0          | 0       | 0           | 1,661                     | 3                            | 0                                   |
| Grenada                               | 715                                   | 0      | 0       | 0          | 0       | 0           | 0                         | 0                            | 0                                   |
| Guatemala                             | 17,399                                | 1,660  | 0       | (55,000)   | 81,000  | 27,660      | 4,686                     | 0                            | 119                                 |

...

**Table B.3. (continued)**  
(Thousands of US dollars)

|                                  | Total development grants B.2. (col 8) | IFAD  | IDA     | World Bank | IFC     | Total (2-5) | Memo items                |                              |                                     |
|----------------------------------|---------------------------------------|-------|---------|------------|---------|-------------|---------------------------|------------------------------|-------------------------------------|
|                                  |                                       |       |         |            |         |             | Relief and related grants | Self-supporting expenditures | World Bank/IDA technical assistance |
|                                  | (1)                                   | (2)   | (3)     | (4)        | (5)     | (6)         | (7)                       | (8)                          | (9)                                 |
| <b>Developing Member States</b>  |                                       |       |         |            |         |             |                           |                              |                                     |
| Guinea                           | 17,968                                | 2,060 | 128,000 | 0          | 0       | 130,060     | 16,405                    | 501                          | 30,388                              |
| Guinea - Bissau                  | 18,307                                | 353   | 12,000  | 0          | 0       | 12,353      | 1,150                     | 727                          | 4,434                               |
| Guyana                           | 7,669                                 | 784   | 28,000  | 0          | 0       | 28,784      | 0                         | 0                            | 3,652                               |
| Haiti                            | 16,902                                | 0     | 0       | 0          | 0       | 0           | 256                       | 0                            | 0                                   |
| Honduras                         | 19,604                                | 412   | 53,000  | 0          | 0       | 53,412      | 496                       | 912                          | 1,001                               |
| Hungary                          | 2,195                                 | 0     | 0       | (62,000)   | 28,150  | (33,850)    | 4,515                     | 146                          | 8,699                               |
| India                            | 149,269                               | 2,589 | 661,000 | (293,000)  | 134,090 | 504,679     | 5,209                     | 4,536                        | 60,934                              |
| Indonesia                        | 49,658                                | 7,143 | 0       | (425,000)  | 155,040 | (262,817)   | 3,150                     | 1,939                        | 267,221                             |
| Iran (Islamic Republic of)       | 22,639                                | 0     | 0       | 48,000     | 0       | 48,000      | 23,767                    | 804                          | 1,922                               |
| Iraq                             | 97,848                                | 0     | 0       | 0          | 0       | 0           | 2,186                     | 2                            | 0                                   |
| Jamaica                          | 12,679                                | 338   | 0       | (45,000)   | 5,000   | (39,662)    | 0                         | 9                            | 5,527                               |
| Jordan                           | 11,477                                | 80    | 0       | (31,000)   | 5,000   | (25,920)    | 566                       | 9                            | 513                                 |
| Kenya                            | 124,926                               | 646   | 208,000 | 0          | 500     | 209,146     | 59,099                    | 46                           | 15,089                              |
| Kuwait                           | 1,957                                 | 0     | 0       | 0          | 0       | 0           | 0                         | 82                           | 0                                   |
| Lao People's Democratic Republic | 17,615                                | 0     | 36,000  | 0          | 0       | 36,000      | 3,230                     | 0                            | 5,943                               |
| Lebanon                          | 10,287                                | 0     | 0       | 15,000     | 8,650   | 23,650      | 1,339                     | 125                          | 0                                   |
| Lesotho                          | 16,780                                | 431   | 5,000   | 0          | 0       | 5,431       | 256                       | 1,029                        | 25,653                              |
| Liberia                          | 79,358                                | 0     | 0       | 0          | 0       | 0           | 4,865                     | 0                            | 0                                   |
| Libyan Arab Jamahiriya           | 14,363                                | 0     | 0       | 0          | 0       | 0           | 1,055                     | 10,460                       | 0                                   |
| Madagascar                       | 26,467                                | 2,002 | 35,000  | 0          | 2,850   | 39,852      | 366                       | 309                          | 14,437                              |
| Malawi                           | 91,612                                | 1,950 | 134,000 | 0          | 0       | 135,950     | 28,082                    | 0                            | 14,133                              |
| Malaysia                         | 5,506                                 | 0     | 0       | (92,000)   | 0       | (92,000)    | 3,677                     | 71                           | 10,159                              |
| Maldives                         | 4,915                                 | 482   | 3,000   | 0          | 0       | 3,482       | 0                         | 18                           | 2,087                               |
| Mali                             | 26,988                                | 1,707 | 38,000  | 0          | 16,720  | 56,427      | 1,102                     | 0                            | 8,133                               |
| Malta                            | 349                                   | 0     | 0       | 0          | 0       | 0           | 142                       | 146                          | 0                                   |
| Mauritania                       | 32,426                                | 880   | 25,000  | 0          | 0       | 25,880      | 5,843                     | 0                            | 4,209                               |

...

**Table B.3. (continued)**  
(Thousands of US dollars)

|                                  | Total development grants B.2. (col 8) | IFAD  | IDA     | World Bank | IFC    | Total (2-5) | Memo items                |                              |                                     |
|----------------------------------|---------------------------------------|-------|---------|------------|--------|-------------|---------------------------|------------------------------|-------------------------------------|
|                                  |                                       |       |         |            |        |             | Relief and related grants | Self-supporting expenditures | World Bank/IDA technical assistance |
|                                  | (1)                                   | (2)   | (3)     | (4)        | (5)    | (6)         | (7)                       | (8)                          | (9)                                 |
| <b>Developing Member State</b>   |                                       |       |         |            |        |             |                           |                              |                                     |
| Mauritius                        | 3,512                                 | 0     | 0       | (16,000)   | 0      | (16,000)    | 0                         | 28                           | 1,976                               |
| Mexico                           | 24,127                                | 3,818 | 0       | (800,000)  | 55,950 | (740,232)   | 10,882                    | 1,174                        | 80,307                              |
| Mongolia                         | 10,679                                | 0     | 3,000   | 0          | 0      | 3,000       | 179                       | 0                            | 1,161                               |
| Morocco                          | 35,078                                | 6,243 | 0       | (175,000)  | 42,090 | (126,667)   | 290                       | 110                          | 17,962                              |
| Mozambique                       | 108,466                               | 0     | 90,000  | 0          | 3,500  | 93,500      | 43,048                    | 35                           | 15,938                              |
| Myanmar                          | 23,631                                | 0     | 0       | 0          | 0      | 0           | 259                       | 1,252                        | 1,071                               |
| Namibia                          | 16,349                                | 0     | 0       | 0          | 0      | 0           | 784                       | 87                           | 0                                   |
| Nepal                            | 39,772                                | 1,039 | 60,000  | 0          | 750    | 61,789      | 7,983                     | 344                          | 10,105                              |
| Nicaragua                        | 23,998                                | 1,803 | 13,000  | (30,000)   | 0      | (15,197)    | 704                       | 38                           | 22                                  |
| Niger                            | 31,455                                | 1,710 | 16,000  | 0          | 0      | 17,710      | 172                       | 0                            | 4,425                               |
| Nigeria                          | 38,838                                | 2,550 | 36,000  | (310,000)  | 72,380 | (199,070)   | 674                       | 3,900                        | 46,249                              |
| Oman                             | 4,912                                 | 0     | 0       | 0          | 0      | 0           | 0                         | 1,231                        | 1,009                               |
| Pakistan                         | 51,474                                | 5,060 | 203,000 | 7,000      | 19,000 | 234,060     | 26,683                    | 525                          | 28,884                              |
| Panama                           | 14,801                                | 0     | 0       | (75,000)   | 970    | (74,030)    | 202                       | 8                            | 278                                 |
| Papua New Guinea                 | 10,561                                | 69    | 0       | (23,000)   | 0      | (22,931)    | 987                       | 327                          | 6,533                               |
| Paraguay                         | 18,272                                | 1,175 | 0       | (53,000)   | 0      | (51,825)    | 13                        | (962)                        | 3,400                               |
| Peru                             | 46,700                                | 4,140 | 0       | (69,000)   | 26,340 | (38,520)    | 155                       | 1,813                        | 0                                   |
| Philippines                      | 26,787                                | 2,081 | 0       | 2,000      | 31,310 | 35,391      | 8,109                     | 585                          | 45,375                              |
| Poland                           | 2,880                                 | 0     | 0       | 253,000    | 11,140 | 264,140     | 315                       | 451                          | 16,095                              |
| Portugal                         | 673                                   | 0     | 0       | 0          | 0      | 0           | 629                       | 28                           | 499                                 |
| Qatar                            | 1,911                                 | 0     | 0       | 0          | 0      | 0           | 0                         | 22                           | 0                                   |
| Republic of Korea                | 3,575                                 | 0     | 0       | (378,000)  | 0      | (378,000)   | 40                        | 152                          | 6,956                               |
| Romania                          | 4,076                                 | 0     | 0       | 170,000    | 1,870  | 171,870     | 198                       | 91                           | 3,510                               |
| Rwanda                           | 70,339                                | 2,869 | 34,000  | 0          | 0      | 36,869      | 4,695                     | 0                            | 8,326                               |
| Saint Kitts and Nevis            | 674                                   | 0     | 0       | 0          | 0      | 0           | 0                         | 0                            | 852                                 |
| Saint Lucia                      | 643                                   | 104   | 0       | 0          | 0      | 104         | 0                         | 0                            | 581                                 |
| Saint Vincent and the Grenadines | 887                                   | 277   | 0       | 0          | 0      | 277         | 0                         | 0                            | 115                                 |

**Table B.3. (continued)**  
(Thousands of US dollars)

|   | Total development grants B.2. (col 8) | IFAD  | IDA     | World Bank | IFC     | Total (2-5) | Memo items                |                              |                                     |
|---|---------------------------------------|-------|---------|------------|---------|-------------|---------------------------|------------------------------|-------------------------------------|
|   |                                       |       |         |            |         |             | Relief and related grants | Self-supporting expenditures | World Bank/IDA technical assistance |
|   | (1)                                   | (2)   | (3)     | (4)        | (5)     | (6)         | (7)                       | (8)                          | (9)                                 |
| <b>Developing Member State</b>            |                                       |       |         |            |         |             |                           |                              |                                     |
| Sao Tome and Principe                     | 5,501                                 | 820   | 5,000   | 0          | 0       | 5,820       | 0                         | 129                          | 1,487                               |
| Saudi Arabia                              | 19,041                                | 0     | 0       | 0          | 0       | 0           | 0                         | 10,935                       | 0                                   |
| Senegal                                   | 32,182                                | 0     | 36,000  | 0          | 190     | 36,190      | 3,977                     | 102                          | 12,192                              |
| Seychelles                                | 1,542                                 | 215   | 0       | (1,000)    | 2,300   | 1,515       | 0                         | 0                            | 35                                  |
| Sierra Leone                              | 17,735                                | 1,152 | 34,000  | 0          | 3,000   | 38,152      | 1,554                     | 58                           | 4,432                               |
| Singapore                                 | 395                                   | 0     | 0       | 0          | 0       | 0           | 442                       | 0                            | 0                                   |
| Solomon Islands                           | 1,865                                 | 181   | 1,000   | 0          | 0       | 1,181       | 28                        | 44                           | 0                                   |
| Somalia                                   | 122,412                               | 0     | 0       | 0          | 0       | 0           | 29,169                    | 0                            | 0                                   |
| Sri Lanka                                 | 20,678                                | 2,783 | 114,000 | 0          | 0       | 116,783     | 4,739                     | 27                           | 13,848                              |
| Sudan                                     | 152,621                               | 2,473 | 0       | 0          | 0       | 2,473       | 15,963                    | 597                          | 12,513                              |
| Suriname                                  | 964                                   | 0     | 0       | 0          | 0       | 0           | 605                       | 12                           | 0                                   |
| Swaziland                                 | 10,452                                | 593   | 0       | (6,000)    | 1,570   | (3,837)     | 3,143                     | 0                            | 0                                   |
| Syrian Arab Republic                      | 21,275                                | 585   | 0       | 0          | 0       | 585         | 1,080                     | 162                          | 0                                   |
| Thailand                                  | 20,063                                | 2,542 | 0       | (172,000)  | 46,020  | (123,438)   | 18,221                    | 0                            | 15,429                              |
| The former Yugoslav Republic of Macedonia | 187,271                               | 0     | 0       | 0          | 0       | 0           | 533,206                   | 0                            | 0                                   |
| Togo                                      | 8,277                                 | 606   | 3,000   | 0          | 0       | 3,606       | 144                       | 0                            | 1,900                               |
| Trinidad and Tobago                       | 1,949                                 | 0     | 0       | 17,000     | 0       | 17,000      | 0                         | 37                           | 975                                 |
| Tunisia                                   | 11,156                                | 2,020 | 0       | (16,000)   | 11,000  | (1,980)     | 105                       | 56                           | 7,326                               |
| Turkey                                    | 12,957                                | 5,151 | 0       | (830,000)  | 210,470 | (614,379)   | 5,383                     | 2,205                        | 44,694                              |
| Uganda                                    | 54,423                                | 3,213 | 127,000 | 0          | 300     | 130,513     | 7,584                     | 486                          | 30,275                              |
| United Arab Emirates                      | 1,954                                 | 0     | 0       | 0          | 0       | 0           | 0                         | 55                           | 0                                   |
| United Republic of Tanzania               | 54,345                                | 3,757 | 123,000 | 0          | 300     | 127,057     | 3,896                     | 2,901                        | 24,568                              |
| Uruguay                                   | 12,627                                | 1,072 | 0       | (48,000)   | 2,800   | (44,128)    | 100                       | 70                           | 5,608                               |
| Vanuatu                                   | 1,565                                 | 0     | 0       | 0          | 0       | 0           | 0                         | 0                            | 12                                  |
| Venezuela                                 | 11,786                                | 1,581 | 0       | (91,000)   | 129,690 | 40,271      | 822                       | 40                           | 4,027                               |
| Viet Nam                                  | 61,013                                | 951   | (1,000) | 0          | 0       | (49)        | 15,025                    | (951)                        | 0                                   |

...

**Table B.3. (continued)**  
 (Thousands of US dollars)

|  | Total development grants B.2. (col 8) | IFAD           | IDA              | World Bank         | IFC              | Total (2-5)      | Memo items                |                              |                                     |
|--|---------------------------------------|----------------|------------------|--------------------|------------------|------------------|---------------------------|------------------------------|-------------------------------------|
|  |                                       |                |                  |                    |                  |                  | Relief and related grants | Self-supporting expenditures | World Bank/IDA technical assistance |
|  | (1)                                   | (2)            | (3)              | (4)                | (5)              | (6)              | (7)                       | (8)                          | (9)                                 |
| <b>Developing Member State</b>         |                                       |                |                  |                    |                  |                  |                           |                              |                                     |
| Yemen                                  | 26,202                                | 8,183          | 36,000           | 0                  | 0                | 44,183           | 3,484                     | 753                          | 7,948                               |
| Yugoslavia                             | 20,117                                | 0              | 0                | 0                  | 0                | 0                | 25                        | 2                            | 12                                  |
| Zaire                                  | 24,099                                | 57             | 0                | 0                  | 0                | 57               | 6,275                     | 29                           | 14,424                              |
| Zambia                                 | 27,217                                | 3,673          | 168,000          | 0                  | 0                | 171,673          | 3,271                     | 52                           | 15,649                              |
| Zimbabwe                               | 24,961                                | 2,512          | 61,000           | 39,000             | 26,010           | 128,522          | 7,174                     | 0                            | 4,099                               |
| <b>Total, developing Member States</b> | <b>3,721,570</b>                      | <b>160,777</b> | <b>4,286,000</b> | <b>(4,949,000)</b> | <b>1,850,290</b> | <b>1,348,067</b> | <b>1,124,525</b>          | <b>65,382</b>                | <b>1,444,594</b>                    |
| <b>Developing non - member State</b>   |                                       |                |                  |                    |                  |                  |                           |                              |                                     |
| Anguilla                               | 336                                   | 0              | 0                | 0                  | 0                | 0                | 0                         | 0                            | 0                                   |
| Aruba                                  | 508                                   | 0              | 0                | 0                  | 0                | 0                | 0                         | 0                            | 0                                   |
| Bermuda                                | 3                                     | 0              | 0                | 0                  | 0                | 0                | 0                         | 0                            | 0                                   |
| British Virgin Islands                 | 77                                    | 0              | 0                | 0                  | 0                | 0                | 0                         | 0                            | 0                                   |
| Cayman Islands                         | 26                                    | 0              | 0                | 0                  | 0                | 0                | 0                         | 0                            | 0                                   |
| Cook Islands                           | 994                                   | 0              | 0                | 0                  | 0                | 0                | 0                         | 0                            | 0                                   |
| French Guiana                          | 39                                    | 0              | 0                | 0                  | 0                | 0                | 22                        | 0                            | 0                                   |
| French Polynesia                       | 169                                   | 0              | 0                | 0                  | 0                | 0                | 0                         | 0                            | 0                                   |
| Guam                                   | 49                                    | 0              | 0                | 0                  | 0                | 0                | 0                         | 0                            | 0                                   |
| Hong Kong                              | 190                                   | 0              | 0                | 0                  | 0                | 0                | 17,195                    | 18                           | 0                                   |
| Kiribati                               | 1,135                                 | 0              | 0                | 0                  | 0                | 0                | 0                         | 0                            | 0                                   |
| Marshall Islands                       | 479                                   | 0              | 0                | 0                  | 0                | 0                | 37                        | 0                            | 0                                   |
| Montserrat                             | 200                                   | 0              | 0                | 0                  | 0                | 0                | 0                         | 0                            | 0                                   |
| Netherlands Antilles                   | 360                                   | 0              | 0                | 0                  | 0                | 0                | 0                         | 14                           | 0                                   |
| Niue                                   | 121                                   | 0              | 0                | 0                  | 0                | 0                | 0                         | 0                            | 0                                   |

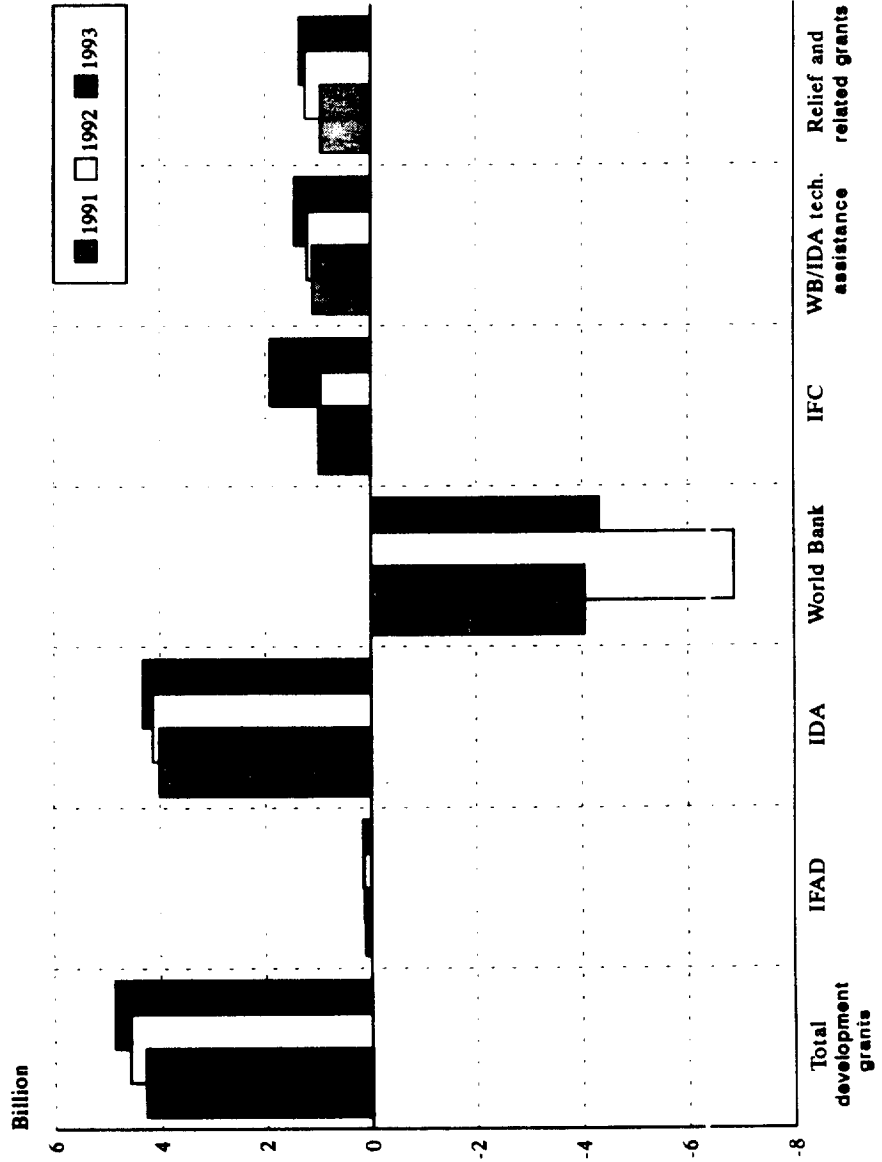
...

**Table B.3. (continued)**

(Thousands of US dollars)

| Developing non - member State       | Total development grants B.2. (col 8) (1) | IFAD (2) | IDA (3)   | World Bank (4) | IFC (5)   | Total (2-5) (6) | Memo items                    |                                  |           | World Bank/IDA technical assistance (9) |
|-------------------------------------|---|----------|-----------|----------------|-----------|-----------------|-------------------------------|----------------------------------|-----------|---|
|                                     |   |          |           |                |           |                 | Relief and related grants (7) | Self-supporting expenditures (8) |           |   |
| Reunion                             | 44  | 0        | 0         | 0              | 0         | 0               | 0                             | 0                                | 0         | 0                                       |
| Tokelau Islands                     | 377                                       | 0        | 0         | 0              | 0         | 0               | 0                             | 0                                | 0         | 0                                       |
| Tonga                               | 1,545                                     | 0        | 0         | 0              | 0         | 0               | 0                             | 0                                | 0         | 0                                       |
| Turks and Caicos Islands            | 229                                       | 0        | 0         | 0              | 0         | 0               | 0                             | 0                                | 0         | 0                                       |
| Tuvalu                              | 496                                       | 0        | 0         | 0              | 0         | 0               | 0                             | 0                                | 0         | 0                                       |
| Total, non-member developing States | 7,377                                     | 0        | 0         | 0              | 0         | 0               | 17,254                        | 32                               | 0         | 0                                       |
| Total, developing countries         | 3,728,947                                 | 160,777  | 4,286,000 | (4,949,000)    | 1,850,290 | 1,348,067       | 1,141,779                     | 65,414                           | 1,444,594 |   |
| Total other                         | 53,073                                    | 0        | 32,000    | 636,000        | 60,000    | 728,000         | 33,567                        | 834                              | 2,714     |   |
| Total, all countries                | 3,782,020                                 | 160,777  | 4,318,000 | (4,313,000)    | 1,910,290 | 2,076,067       | 1,175,346                     | 66,248                           | 1,447,308 |   |
| Africa                              | 127,865                                   | 0        | 0         | 0              | 0         | 0               | 4,359                         | 1,191                            | 0         | 0                                       |
| Asia and Pacific                    | 66,132                                    | 0        | 0         | 0              | 0         | 0               | 12,723                        | 15                               | 0         | 0                                       |
| Latin America                       | 60,674                                    | 0        | 0         | 0              | 0         | 0               | 1,474                         | 77                               | 0         | 0                                       |
| Western Asia                        | 12,419                                    | 0        | 0         | 0              | 0         | 0               | 15,721                        | 225                              | 0         | 0                                       |
| Global                              | 181,354                                   | 0        | 0         | 0              | 0         | 0               | 0                             | 2,335                            | 0         | 0                                       |
| Interregional                       | 380,724                                   | 0        | 0         | 0              | 0         | 0               | 158                           | 472                              | 0         | 0                                       |
| Total, intercountry                 | 830,168                                   | 0        | 0         | 0              | 0         | 0               | 34,435                        | 4,313                            | 0         | 0                                       |
| Not elsewhere classified            | 255,642                                   | 0        | 1,000     | (4,000)        | 0         | (3,000)         | 137,908                       | 2,529                            | 135       |   |
| Grand total                         | 4,867,830                                 | 160,777  | 4,319,000 | (4,317,000)    | 1,910,290 | 2,073,067       | 1,347,689                     | 73,090                           | 1,447,443 |   |

**Expenditures on operational activities of the United Nations system,  
 loans, relief and other (1991, 1992, 1993)**



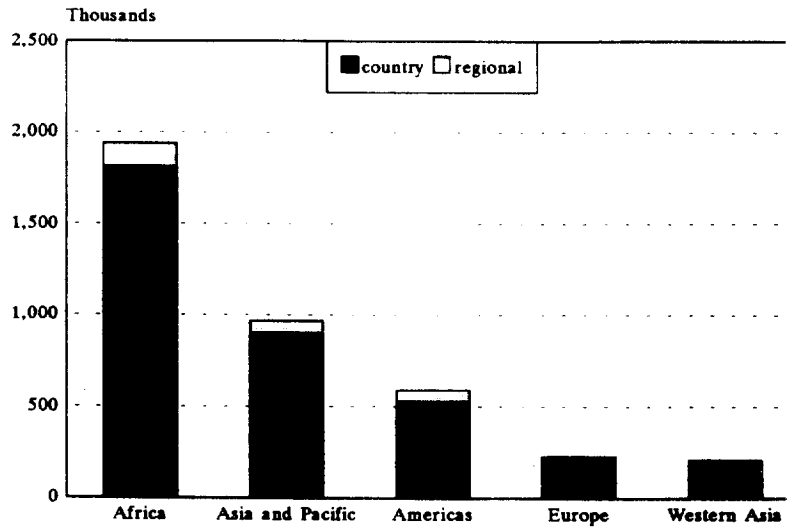


**Table B.4. Expenditures on operational activities of the United Nations system, regional summary, 1993**  
(Thousands of US dollars)

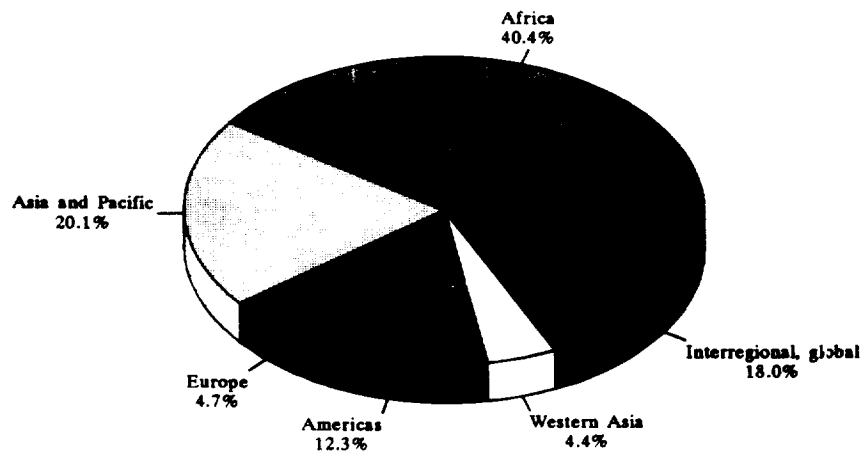
|  | UNDP<br>(1)      | UNDP-<br>administered<br>funds<br>(2) | UNFPA<br>(3)   | UNICEF<br>(4)  | WFP<br>(5)       | Regular<br>budget<br>and extra-<br>budgetary<br>(6) | Total<br>development<br>grants<br>(1-6)<br>(7) | Memo items     |                  |   |  |
|--|------------------|---------------------------------------|----------------|----------------|------------------|---|--|----------------|------------------|---|--|
|  |                  |                                       |                |                |                  |   |  | IFAD<br>(8)    | IDA<br>(9)       | Self-<br>supporting<br>expenditures<br>(10) |  |
| <b>AFRICA</b>  |                  |                                       |                |                |                  |   |  |                |                  |   |  |
| Country  | 284,117          | 64,022                                | 39,905         | 317,916        | 916,540          | 188,890   | 1,811,390                                      | 68,257         | 1,917,000        | 28,998                                      |  |
| Regional   | 0                | 10,873                                | 3,932          | 1,781          | 0                | 110,088   | 126,674  | 0              | 0                | 1,191                                       |  |
| Subtotal   | 284,117          | 74,895                                | 43,837         | 319,697        | 916,540          | 298,978   | 1,938,064                                      | 68,257         | 1,917,000        | 30,189                                      |  |
| <b>ASIA AND PACIFIC</b>  |                  |                                       |                |                |                  |   |  |                |                  |   |  |
| Country  | 244,998          | 38,625                                | 43,403         | 218,764        | 203,528          | 150,017   | 899,335  | 50,417         | 2,153,000        | 11,448                                      |  |
| Regional   | 0                | 2,786                                 | 3,292          | 2,391          | 0                | 57,648  | 66,117   | 0              | 0                | 15  |  |
| Subtotal   | 244,998          | 41,411                                | 46,695         | 221,155        | 203,528          | 207,665   | 965,452  | 50,417         | 2,153,000        | 11,463                                      |  |
| <b>AMERICAS</b>  |                  |                                       |                |                |                  |   |  |                |                  |   |  |
| Country  | 284,653          | 16,142                                | 13,438         | 47,730         | 89,762           | 78,434  | 530,159  | 28,103         | 154,000          | 8,487                                       |  |
| Regional   | 0                | 2,593                                 | 1,802          | 8,013          | 0                | 48,189  | 60,597   | 0              | 0                | 77  |  |
| Subtotal   | 284,653          | 18,735                                | 15,240         | 55,743         | 89,762           | 126,623   | 590,756  | 28,103         | 154,000          | 8,564                                       |  |
| <b>EUROPE</b>  |                  |                                       |                |                |                  |   |  |                |                  |   |  |
| Country  | 4,578            | 23                                    | 581            | 22,350         | 188,115          | 11,156  | 226,803  | 0              | 26,000           | 897   |  |
| Regional   | 0                | 0                                     | 0              | 0              | 0                | 0   | 0  | 0              | 0                | 0   |  |
| Subtotal   | 4,578            | 23                                    | 581            | 22,350         | 188,115          | 11,156  | 226,803  | 0              | 26,000           | 897   |  |
| <b>WESTERN ASIA</b>  |                  |                                       |                |                |                  |   |  |                |                  |   |  |
| Country  | 25,878           | 3,141                                 | 3,641          | 67,366         | 59,062           | 36,758  | 195,846  | 14,000         | 36,000           | 15,584                                      |  |
| Regional   | 0                | 457                                   | 844            | 5              | 0                | 11,890  | 13,196   | 0              | 0                | 223   |  |
| Subtotal   | 25,878           | 3,598                                 | 4,485          | 67,371         | 59,062           | 48,648  | 209,042  | 14,000         | 36,000           | 15,807                                      |  |
| Interregional, global<br>other countries,<br>and not elsewhere<br>classified <sup>a/</sup> | 186,776          | 34,731                                | 23,483         | 117,385        | 30,709           | 471,539   | 864,623  | 0              | 33,000           | 6,170                                       |  |
| <b>TOTAL</b>   | <b>1,031,000</b> | <b>173,393</b>                        | <b>134,321</b> | <b>803,701</b> | <b>1,487,716</b> | <b>1,164,609</b>                                    | <b>4,794,740</b>                               | <b>160,777</b> | <b>4,319,000</b> | <b>73,090</b>                               |  |

<sup>a/</sup> Including States members of the Commonwealth of Independent States.

Grant expenditures on operational activities of the  
 United Nations system, regional summary  
 1993



Expenditures on operational activities of the United Nations system,  
 regional summary  
 1993



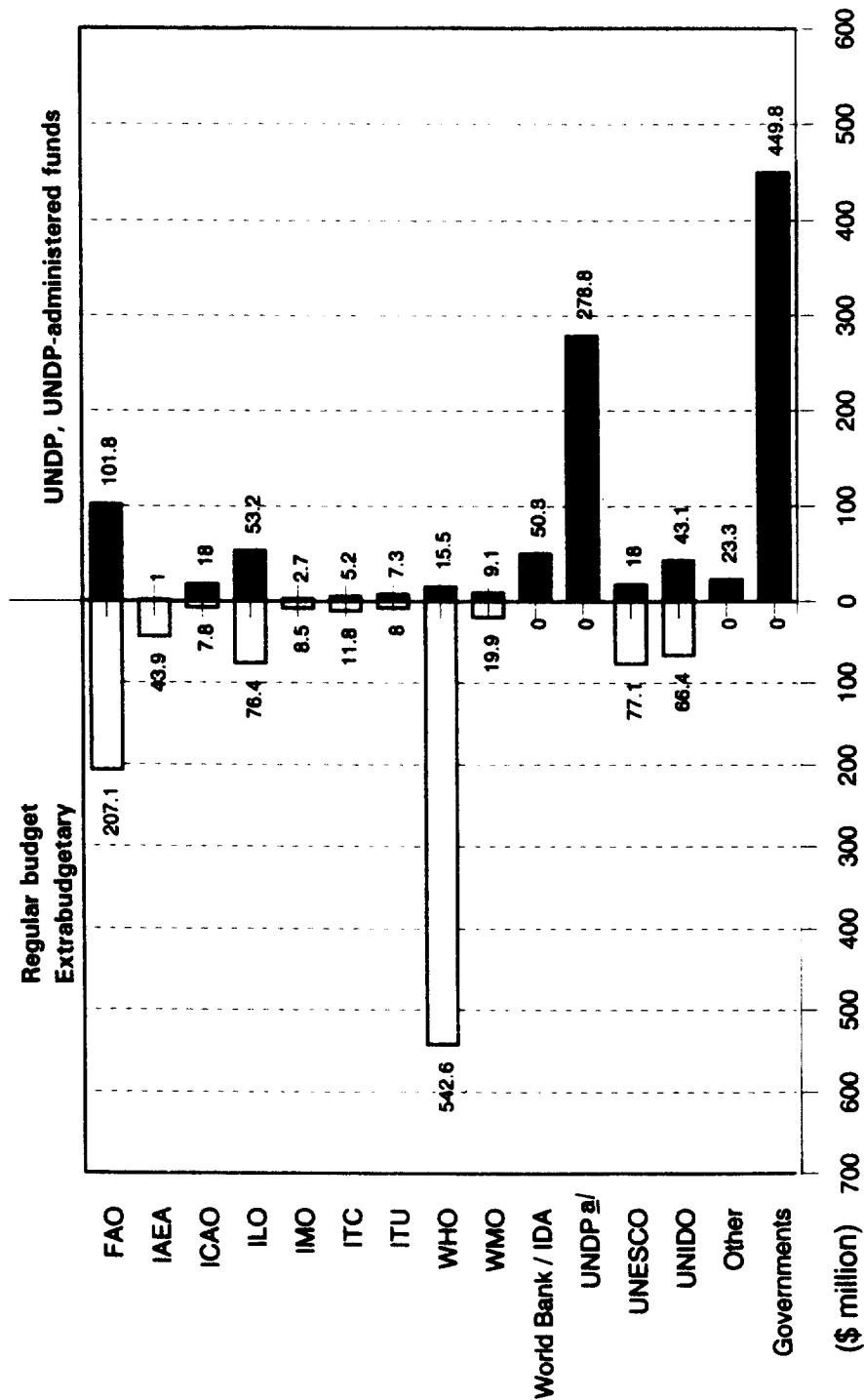
**Table B.5. Expenditures on grant-financed development activities by organization or agency of the United Nations system and other entities, 1993**  
(Thousands of US dollars)

|                          | Total            | UNDP             | UNDP-administered funds | UNFPA          | UNICEF         | WFP              | Regular budget | Extra-budgetary |
|--------------------------|------------------|------------------|-------------------------|----------------|----------------|------------------|----------------|-----------------|
| UN/DDSMS                 | 112,309          | 61,700           | 8,463                   | 11,715         | 0              | 0                | 8,142          | 22,289          |
| ECA                      | 10,725           | 3,000            | 0                       | 652            | 0              | 0                | 2,268          | 4,805           |
| ECE                      | 3,795            | 100              | 0                       | 676            | 0              | 0                | 294            | 2,725           |
| ECLAC                    | 10,327           | 800              | 0                       | 1,268          | 0              | 0                | 1,401          | 6,858           |
| ESCAP                    | 13,380           | 1,100            | 47                      | 0              | 0              | 0                | 1,315          | 10,918          |
| ESCWA                    | 219              | 100              | 34                      | 85             | 0              | 0                | 0              | 0               |
| UNCED                    | (52)             | 0                | (52)                    | 0              | 0              | 0                | 0              | 0               |
| UNCHS                    | 28,867           | 21,900           | 3,104                   | 0              | 0              | 0                | 267            | 3,596           |
| UNCTAD                   | 17,932           | 9,000            | 32                      | 0              | 0              | 0                | 575            | 8,325           |
| UNEP                     | 83,451           | 0                | 0                       | 0              | 0              | 0                | 0              | 83,451          |
| <b>Subtotal</b>          | <b>280,953</b>   | <b>97,700</b>    | <b>11,628</b>           | <b>14,396</b>  | <b>0</b>       | <b>0</b>         | <b>14,262</b>  | <b>142,967</b>  |
| FAO                      | 312,881          | 94,700           | 7,078                   | 3,957          | 0              | 0                | 38,124         | 169,022         |
| IAEA                     | 44,945           | 1,000            | 0                       | 0              | 0              | 0                | 36,720         | 7,225           |
| ICAO                     | 25,838           | 18,000           | 2                       | 0              | 0              | 0                | -              | 7,836           |
| ILO                      | 134,633          | 51,500           | 1,661                   | 5,107          | 0              | 0                | 18,372         | 57,993          |
| IMO                      | 11,202           | 2,700            | 0                       | 0              | 0              | 0                | 1,319          | 7,183           |
| ITC                      | 17,038           | 5,200            | 0                       | 0              | 0              | 0                | -              | 11,838          |
| ITU                      | 15,344           | 7,300            | 0                       | 0              | 0              | 0                | 2,960          | 5,084           |
| WHO                      | 568,502          | 15,500           | (1)                     | 10,361         | 0              | 0                | 198,156        | 344,486         |
| WIPO                     | 9,544            | 1,400            | 0                       | 0              | 0              | 0                | 5,312          | 2,832           |
| WMO                      | 28,960           | 7,300            | 1,810                   | 0              | 0              | 0                | 1,231          | 18,619          |
| WTO                      | 1,700            | 1,700            | 0                       | 0              | 0              | 0                | 0              | 0               |
| World Bank/IDA           | 51,407           | 45,500           | 4,801                   | 1,106          | 0              | 0                | 0              | 0               |
| WFP                      | 1,487,716        | 0                | 0                       | 0              | 0              | 1,487,716        | 0              | 0               |
| UNDP a/                  | 280,384          | 182,000          | 96,820                  | 1,564          | 0              | 0                | 0              | 0               |
| UNESCO                   | 100,420          | 18,000           | 0                       | 5,331          | 0              | 0                | 0              | 0               |
| UNFPA                    | 49,941           | 0                | 0                       | 49,941         | 0              | 0                | 18,284         | 58,805          |
| UNICEF                   | 805,737          | 0                | 508                     | 1,528          | 803,701        | 0                | 0              | 0               |
| UNIDO                    | 109,552          | 43,000           | 130                     | 28             | 0              | 0                | 0              | 0               |
| UPU                      | 4,074            | 1,400            | 0                       | 0              | 0              | 0                | 1,394          | 1,280           |
| Other b/                 | 43,014           | 18,100           | 5,206                   | 19,708         | 0              | 0                | 0              | 0               |
| GOVERNMENT               | 470,974          | 406,100          | 43,730                  | 21,144         | 0              | 0                | 9,672          | 56,722          |
| Not elsewhere classified | 12,400           | 12,400           | 0                       | 0              | 0              | 0                | 0              | 0               |
| <b>Grand total</b>       | <b>4,867,159</b> | <b>1,030,500</b> | <b>173,373</b>          | <b>134,171</b> | <b>803,701</b> | <b>1,487,716</b> | <b>345,806</b> | <b>891,892</b>  |

a/ Includes OPS, UNV, UNFNR, UNFSSD and UNSO.

b/ Includes NGOs (mostly for UNFPA); AIDb, AsDB and AFESD.

**Distribution of total development grant expenditure by agencies and Governments that received UNDP funds. 1993**



a/ Includes OPS, UNV, UNFNRE, UNFSSTD and UNSO.

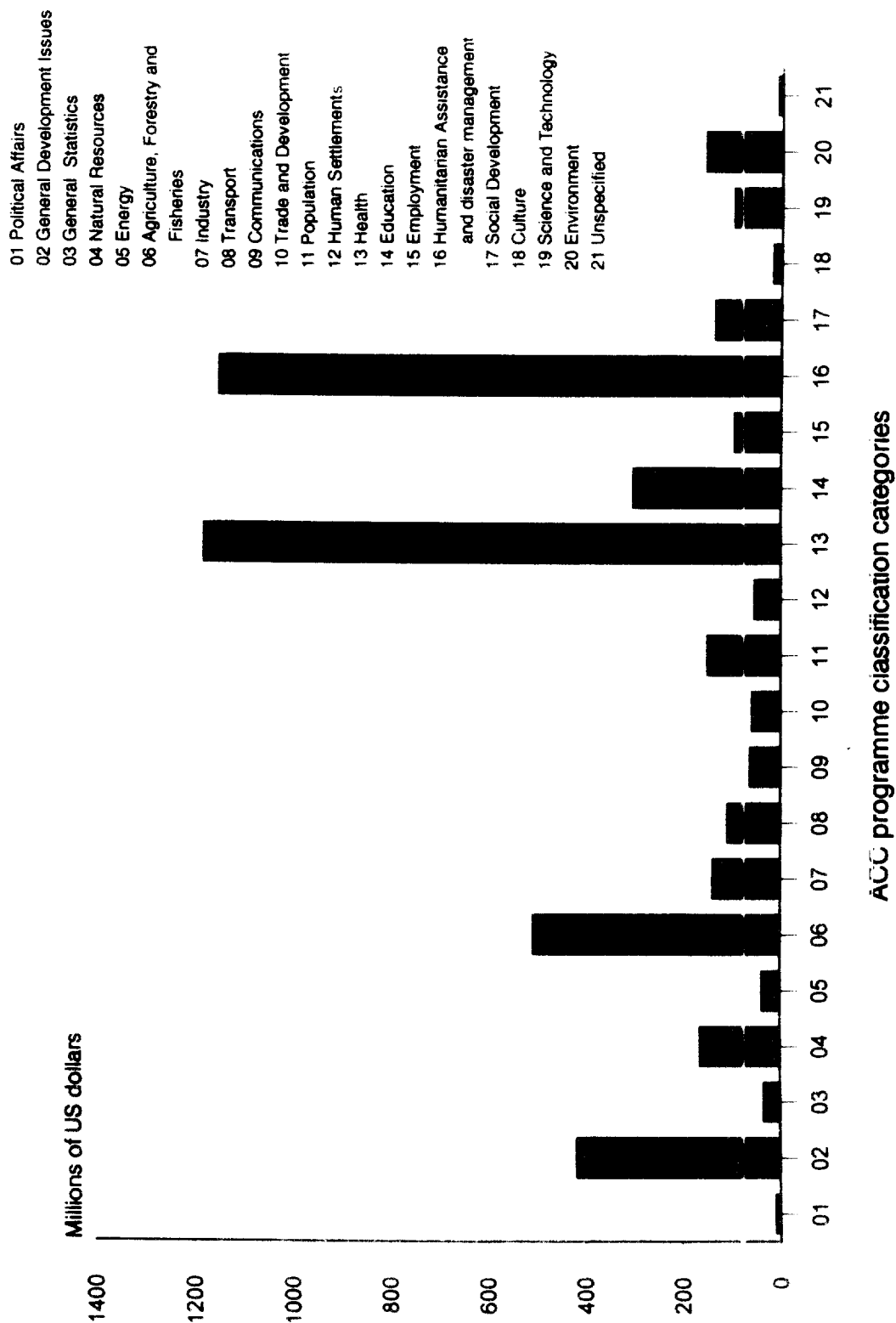
**Table B.6. Expenditures on grant-financed development activities of the United Nations system, by sector, 1993**

(Thousands of US dollars)

| ACC programme classification categories            | Per-centage of total | Total            | UNDP             |                | UNDP—administered funds | UNFPA          | UNICEF           | WFP            | Regular Budget | Extra-budgetary funds |
|--|----------------------|------------------|------------------|----------------|-------------------------|----------------|------------------|----------------|----------------|-----------------------|
|  |                      |                  | UNDP             | UNDP           |                         |                |                  |                |                |                       |
| 01 Political Affairs                               | 0.2                  | 8,690            | 6,000            | 415            | 0                       | 0              | 0                | 0              | 1,767          | 508                   |
| 02 General Development Issues                      | 8.5                  | 416,115          | 277,900          | 14,567         | 0                       | 0              | 97,065           | 0              | 6,981          | 19,602                |
| 03 General Statistics                              | 0.7                  | 32,628           | 21,200           | 0              | 0                       | 0              | 5,956            | 0              | 968            | 4,504                 |
| 04 Natural Resources                               | 3.3                  | 162,895          | 53,800           | 33,104         | 0                       | 0              | 67,045           | 0              | 4,421          | 4,525                 |
| 05 Energy  | 0.8                  | 36,956           | 25,600           | 462            | 0                       | 0              | 0                | 0              | 6,069          | 4,825                 |
| 06 Agriculture, Forestry and Fisheries             | 10.4                 | 504,308          | 154,500          | 15,135         | 0                       | 0              | 116,273          | 0              | 44,667         | 173,733               |
| 07 Industry  | 2.8                  | 137,032          | 81,100           | 5,858          | 0                       | 0              | 5                | 0              | 8,814          | 41,255                |
| 08 Transport                                       | 2.2                  | 107,679          | 51,600           | 19,768         | 0                       | 0              | 9,541            | 0              | 3,721          | 23,049                |
| 09 Communications                                  | 1.3                  | 61,874           | 32,700           | 45             | 0                       | 0              | 11,488           | 0              | 5,055          | 12,586                |
| 10 Trade & Development                             | 1.2                  | 58,209           | 25,500           | 10,600         | 0                       | 0              | 0                | 0              | 868            | 21,241                |
| 11 Population                                      | 3.1                  | 149,331          | 3,300            | 135            | 134,171                 | 0              | 7,429            | 0              | 0              | 4,296                 |
| 12 Human Settlements                               | 1.1                  | 52,717           | 34,400           | 5,222          | 0                       | 0              | 1,462            | 7,194          | 267            | 4,172                 |
| 13 Health  | 24.3                 | 1,181,688        | 64,000           | 6,432          | 0                       | 0              | 481,135          | 77179          | 205,773        | 347,169               |
| 14 Education                                       | 6.2                  | 300,999          | 50,900           | 2,414          | 0                       | 0              | 80,998           | 129041         | 9,266          | 28,380                |
| 15 Employment                                      | 1.9                  | 94,321           | 38,300           | 576            | 0                       | 0              | 0                | 0              | 15,770         | 39,675                |
| 16 Humanitarian Assistance and disaster management | 23.6                 | 1,150,859        | 34,800           | 8,603          | 0                       | 0              | 33,218           | 1071969        | 179            | 2,090                 |
| 17 Social Development                              | 2.8                  | 133,886          | 24,400           | 14,600         | 0                       | 0              | 74,742           | 1,370          | 4,217          | 14,557                |
| 18 Culture   | 0.4                  | 17,088           | 4,100            | 22             | 0                       | 0              | 0                | 0              | 5,540          | 7,426                 |
| 19 Science & Technology                            | 2.0                  | 96,963           | 34,600           | 1,834          | 0                       | 0              | 0                | 0              | 17,108         | 43,421                |
| 20 Environment                                     | 3.2                  | 154,711          | 12,300           | 33,601         | 0                       | 0              | 10,211           | 0              | 3,721          | 94,878                |
| 21 Unspecified                                     | 0.2                  | 8,734            | 0                | 0              | 0                       | 0              | 0                | 8,099          | 635            | 0                     |
| <b>Total</b>                                       | <b>100</b>           | <b>4,867,683</b> | <b>1,031,000</b> | <b>173,393</b> | <b>134,171</b>          | <b>803,704</b> | <b>1,487,716</b> | <b>345,807</b> | <b>891,892</b> |                       |

...

### Expenditures on grant-financed development activities of the United Nations system, by sector, 1993

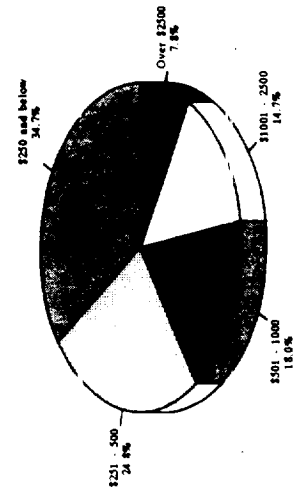


/...

**Table B.7. Expenditures on operational activities of the United Nations system,  
by country, economic or special status category, 1993  
(Thousands of US dollars)**

|   | Gross national product per capita |                         |                    |                     |                      |                     |                                |                                |                                |                                |                                |                                |  | Land<br>ineted<br>countries<br>% | Least<br>developed<br>countries<br>% |  |
|---|-----------------------------------|-------------------------|--------------------|---------------------|----------------------|---------------------|--------------------------------|--------------------------------|--------------------------------|--------------------------------|--------------------------------|--------------------------------|--|----------------------------------|--------------------------------------|--|
|   | Total for<br>countries<br>%       | \$250<br>and below<br>% | \$251-<br>500<br>% | \$501-<br>1000<br>% | \$1001-<br>2500<br>% | Over<br>\$2500<br>% | GNP data<br>not specified<br>% | GNP data<br>not specified<br>% | GNP data<br>not specified<br>% | GNP data<br>not specified<br>% | GNP data<br>not specified<br>% | GNP data<br>not specified<br>% |  |                                  |                                      |  |
| <b>POPULATION</b>                       | 5,572,044                         | 436,695                 | 2,460,538          | 506,499             | 469,559              | 460,522             | 1,238,231                      | 212,638                        | 4                              | 556,734                        | 10                             |                                |  |                                  |                                      |  |
| UNDP                                    | 960,118                           | 214,432                 | 193,563            | 135,682             | 131,193              | 141,260             | 143,988                        | 156,292                        | 16.3                           | 309,287                        | 32.2                           |                                |  |                                  |                                      |  |
| UNDP-<br>administered funds             | 128,940                           | 42,318                  | 31,557             | 21,493              | 8,719                | 5,816               | 19,037                         | 33,858                         | 26.3                           | 75,761                         | 58.8                           |                                |  |                                  |                                      |  |
| UNFPA                                   | 104,606                           | 19,963                  | 29,258             | 25,534              | 15,049               | 4,839               | 9,963                          | 19,618                         | 18.8                           | 33,901                         | 32.4                           |                                |  |                                  |                                      |  |
| UNICEF                                  | 686,543                           | 228,514                 | 171,605            | 90,970              | 94,463               | 39,116              | 61,875                         | 102,435                        | 14.9                           | 316,753                        | 46.1                           |                                |  |                                  |                                      |  |
| WFP                                     | 1,487,716                         | 522,294                 | 272,060            | 190,088             | 139,217              | 24,090              | 339,967                        | 467,166                        | 31.4                           | 775,169                        | 52.1                           |                                |  |                                  |                                      |  |
| Regular<br>extrabudgetary               | 517,511                           | 96,855                  | 106,288            | 119,550             | 88,303               | 36,015              | 70,500                         | 91,292                         | 17.6                           | 177,869                        | 34.4                           |                                |  |                                  |                                      |  |
| <b>Total<br/>development<br/>grants</b> | <b>3,885,434</b>                  | <b>1,124,376</b>        | <b>804,331</b>     | <b>583,317</b>      | <b>476,944</b>       | <b>251,136</b>      | <b>645,330</b>                 | <b>870,661</b>                 | <b>22.4</b>                    | <b>1,688,740</b>               | <b>43.5</b>                    |                                |  |                                  |                                      |  |
| IFAD disbursements                      | 160,777                           | 21,297                  | 51,624             | 46,121              | 27,703               | 10,607              | 3,424                          | 31,476                         | 19.6                           | 56,377                         | 35.1                           |                                |  |                                  |                                      |  |
| IDA net transfers                       | 4,318,000                         | 1,165,000               | 2,515,000          | 607,000             | 0                    | 0                   | 31,000                         | 876,000                        | 20.3                           | 1,752,000                      | 40.6                           |                                |  |                                  |                                      |  |
| <b>Total</b>                            | <b>8,364,211</b>                  | <b>2,310,673</b>        | <b>3,370,955</b>   | <b>1,236,438</b>    | <b>504,647</b>       | <b>261,743</b>      | <b>679,754</b>                 | <b>1,778,137</b>               | <b>21.3</b>                    | <b>3,497,117</b>               | <b>41.8</b>                    |                                |  |                                  |                                      |  |
| Self-supporting                         | 69,131                            | 8,561                   | 10,973             | 11,242              | 16,764               | 18,228              | 3,363                          | 3,290                          | 4.8                            | 12,089                         | 17.5                           |                                |  |                                  |                                      |  |

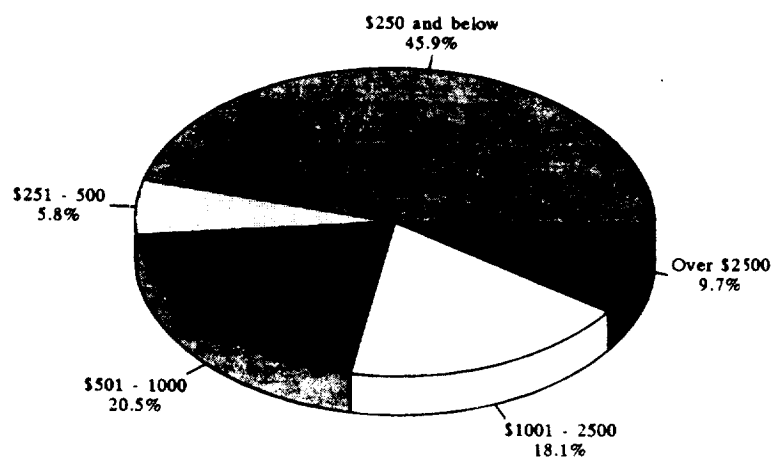
Grant expenditures on operational activities of the United Nations system, by country, economic or special status category, 1993



**Table B.8. Per capita expenditures on operational activities of the United Nations system, by country, economic or special status category, 1993**  
 (Cents per capita)

|                                   | Gross national product per capita |                 |              |              |              |             |                     | Land-locked countries | Least developed countries |
|-----------------------------------|-----------------------------------|-----------------|--------------|--------------|--------------|-------------|---------------------|-----------------------|---------------------------|
|                                   | Total countries                   | \$250 and below | \$250-500    | \$501-1000   | \$1001-2500  | Over \$2500 | Other not specified |                       |                           |
| Population                        | 5,572,044                         | 436,695         | 2,460,538    | 506,499      | 469,559      | 460,522     | 1,238,211           | 218,107               | 556,734                   |
| UNDP                              | 17.2                              | 49.1            | 7.9          | 26.8         | 27.9         | 30.7        | 11.6                | 73.5                  | 55.6                      |
| UNDP-administered funds           | 2.3                               | 9.7             | 1.3          | 4.2          | 1.9          | 1.3         | 1.5                 | 15.9                  | 13.6                      |
| UNFPA                             | 1.9                               | 4.6             | 1.2          | 5.0          | 3.2          | 1.1         | 0.8                 | 9.2                   | 6.1                       |
| UNICEF                            | 12.3                              | 52.3            | 7.0          | 18.0         | 20.1         | 8.5         | 5.0                 | 48.2                  | 56.9                      |
| WFP                               | 26.7                              | 119.6           | 11.1         | 37.5         | 29.6         | 5.2         | 27.5                | 219.7                 | 139.2                     |
| Regular budget and extrabudgetary | 9.3                               | 22.2            | 4.3          | 23.6         | 18.8         | 7.8         | 5.7                 | 42.9                  | 31.9                      |
| <b>Total development grants</b>   | <b>69.7</b>                       | <b>257.5</b>    | <b>32.7</b>  | <b>115.2</b> | <b>101.6</b> | <b>54.5</b> | <b>52.1</b>         | <b>409.4</b>          | <b>303.3</b>              |
| IFAD disbursements                | 2.9                               | 4.9             | 2.1          | 9.1          | 5.9          | 2.3         | 0.3                 | 14.8                  | 10.1                      |
| IDA net transfers                 | 77.5                              | 266.8           | 102.2        | 119.8        | 0.0          | 0.0         | 2.5                 | 412.0                 | 314.7                     |
| <b>Total</b>                      | <b>150.1</b>                      | <b>529.1</b>    | <b>137.0</b> | <b>244.1</b> | <b>107.5</b> | <b>56.8</b> | <b>54.9</b>         | <b>836.2</b>          | <b>628.1</b>              |
| Self-supporting                   | 1.2                               | 2.0             | 0.4          | 2.2          | 3.6          | 4.0         | 0.3                 | 1.5                   | 2.2                       |

Per capita grant expenditures on operational activities of the United Nations system, by country, economic or special status category, 1993





**Table B.9(a). Expenditures on operational activities for development  
 in the least developed countries, 1991-1993, by source of funding**

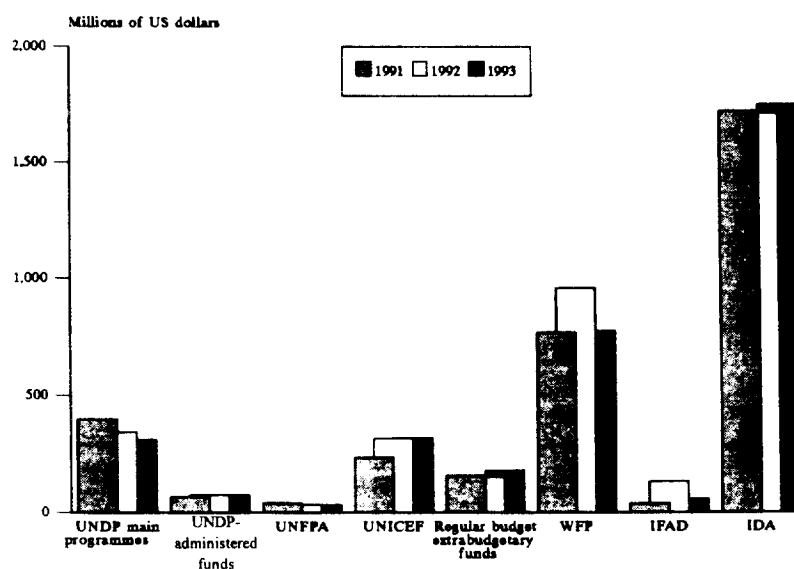
| Source of funds                                      | Million of dollars |          |         | Percentage of total allotted to least developed countries |       |       |
|--|--------------------|----------|---------|---|-------|-------|
|  | 1991               | 1992     | 1993    | 1991  | 1992  | 1993  |
| UNDP main programmes                                 | 398.2              | 342.8    | 309.3   | 46  | 43    | 32    |
| UNDP-administered funds                              | 67.7               | 75.3     | 75.7    | 77  | 76    | 59    |
| UNFPA  | 40.3               | 33.6     | 33.9    | 35  | 33    | 32    |
| UNICEF   | 234.9              | 316.1    | 316.7   | 48  | 50    | 46    |
| Regular budget and extra-budgetary funds of agencies | 156.4              | 152.6    | 177.9   | 35  | 35    | 34    |
| WFP  | 769.3              | 960.8    | 775.2   | 58  | 61    | 52    |
| IFAD   | 38.1 a/            | 130.7 b/ | 56.4 b/ | 48 a/   | 36 b/ | 35 b/ |
| IDA c  | 1,723.0            | 1,717.0  | 1,752.0 | 43  | 41    | 42    |

a/ Gross disbursements.

b/ Loan disbursements.

c/ Net transfers.

Expenditures on operational activities for development  
 in the least developed countries, 1991-1993,  
 by source of funding



/...

Table B.9(b). Expenditures on operational activities of the United Nations system,  
 in the least developed countries, 1993  
 (Thousands of US dollars)

|                                     | UNDP<br>(1) | UNDP<br>administered<br>funds<br>(2) | UNRPPA<br>(3) | UNICEF<br>(4) | WFP<br>(5) | Regular<br>and extra-<br>budgetary<br>(6) | Total<br>development<br>grants<br>(1-6)<br>(7) | IFAD<br>(8) | IDA<br>(9) | Self-<br>supporting<br>expenditures<br>(10) |
|-------------------------------------|-------------|--------------------------------------|---------------|---------------|------------|---|--|-------------|------------|---|
| Afghanistan                         | 18,298      | 756                                  | 185           | 11,201        | 39,532     | 5,428                                     | 75,400   | 0           | 0          | 1,158                                       |
| Bangladesh                          | 21,450      | 8,923                                | 3,157         | 31,618        | 25,004     | 9,964                                     | 100,116  | 5,565       | 241,000    | 38  |
| Benin                               | 6,601       | 1,527                                | 605           | 3,377         | 7,290      | 2,025                                     | 21,425   | 1,772       | 25,000     | 331   |
| Bhutan                              | 4,576       | 1,087                                | 184           | 2,601         | 2,425      | 2,304                                     | 13,177   | 1,432       | 1,000      | 0   |
| Botswana                            | 3,654       | 701                                  | 476           | 1,427         | 4,708      | 2,105                                     | 13,071   | 1,381       | 0          | 38  |
| Burkina Faso                        | 7,979       | 3,011                                | 779           | 4,358         | 7,409      | 3,160                                     | 26,696   | 0           | 58,000     | 0   |
| Burundi                             | 5,885       | 643                                  | 826           | 2,914         | 4,968      | 3,257                                     | 18,493   | 776         | 32,000     | 573   |
| Cambodia                            | 24,215      | 4,548                                | 20            | 15,101        | 20,094     | 7,034                                     | 71,012   | 0           | 0          | 35  |
| Cape Verde                          | 1,226       | 337                                  | 363           | 1,709         | 5,606      | 4,141                                     | 13,382   | 1,257       | 3,000      | 36  |
| Central African<br>Republic         | 2,891       | 2,767                                | 853           | 1,717         | 5,744      | 2,791                                     | 16,763   | 2,667       | 21,000     | 0   |
| Chad                                | 8,180       | 1,907                                | 954           | 2,597         | 5,485      | 2,995                                     | 22,118   | 0           | 22,000     | 202   |
| Comoros                             | 2,611       | 1,348                                | 384           | 695           | 1,649      | 1,697                                     | 8,384  | 155         | 5,000      | 7   |
| Djibouti                            | 1,427       | 717                                  | 61            | 1,037         | 2,839      | 1,604                                     | 7,685  | 120         | 3,000      | 0   |
| Equatorial Guinea                   | 1,638       | 280                                  | 273           | 1,010         | 2,832      | 1,214                                     | 7,247  | 1,326       | 4,000      | (7)   |
| Ethiopia                            | 14,614      | 2,394                                | 2,753         | 20,069        | 101,280    | 10,849                                    | 151,959  | 0           | 218,000    | 414   |
| Gambia                              | 4,176       | 1,381                                | 354           | 735           | 2,640      | 2,527                                     | 11,813   | 326         | 6,000      | 0   |
| Guinea                              | 4,780       | 1,374                                | 677           | 3,654         | 3,466      | 3,516                                     | 17,467   | 2,060       | 128,000    | 501   |
| Guinea-Bissau                       | 5,075       | 4,117                                | 22            | 1,989         | 4,229      | 2,148                                     | 17,580   | 353         | 12,000     | 727   |
| Haiti                               | 4,154       | 711                                  | 713           | 4,390         | 3,676      | 3,258                                     | 16,902   | 0           | 0          | 0   |
| Lao People's<br>Democratic Republic | 6,512       | 3,695                                | 152           | 2,642         | 926        | 3,688                                     | 17,615   | 0           | 36,000     | 0   |
| Lesotho                             | 2,738       | 436                                  | 779           | 1,907         | 7,100      | 2,791                                     | 15,751   | 431         | 5,000      | 1,029                                       |
| Liberia                             | 1,953       | 151                                  | 17            | 9,107         | 65,976     | 2,154                                     | 79,358   | 0           | 0          | 0   |
| Madagascar                          | 11,801      | 287                                  | 934           | 6,673         | 2,881      | 3,582                                     | 26,158   | 2,002       | 35,000     | 309   |
| Malawi                              | 10,985      | 1,740                                | 1,135         | 5,910         | 68,909     | 2,933                                     | 91,612   | 1,950       | 134,000    | 0   |
| Maldives                            | 1,593       | 393                                  | 274           | 1,111         | 1,526      | 1,526                                     | 4,897  | 482         | 3,000      | 18  |
| Mali                                | 8,344       | 2,993                                | 855           | 6,788         | 3,156      | 4,852                                     | 26,988   | 1,707       | 38,000     | 0   |
| Mauritania                          | 3,397       | 2,565                                | 642           | 1,882         | 21,131     | 2,809                                     | 32,426   | 880         | 25,000     | 0   |
| Mozambique                          | 12,256      | 3,766                                | 1,437         | 26,570        | 58,820     | 5,582                                     | 108,431  | 0           | 90,000     | 35  |
| Myanmar                             | 8,622       | 0                                    | 484           | 7,453         | 0          | 5,820                                     | 22,379   | 0           | 0          | 1,252                                       |
| Nepal                               | 9,844       | 965                                  | 2,251         | 8,319         | 9,970      | 8,079                                     | 39,428   | 1,039       | 60,000     | 344   |
| Niger                               | 9,911       | 3,411                                | 1,095         | 3,487         | 6,087      | 7,464                                     | 31,455   | 1,710       | 16,000     | 0   |
| Niger                               | 5,410       | 1,556                                | 717           | 4,339         | 63,030     | 4,370                                     | 70,339   | 2,669       | 34,000     | 0   |
| Rwanda                              | 782         | 228                                  | 60            | 640           | 2,608      | 1,054                                     | 5,372  | 820         | 5,000      | 129   |
| Sao Tome and Principe               | 5,044       | 823                                  | 342           | 3,795         | 4,764      | 2,909                                     | 17,677   | 1,152       | 34,000     | 58  |
| Sierra Leone                        | 694         | 4                                    | 191           | 0             | 0          | 932                                       | 1,821  | 181         | 1,000      | 44  |
| Solomon Islands                     | 8,511       | 753                                  | 19            | 31,786        | 76,451     | 4,892                                     | 122,412  | 0           | 0          | 0   |
| Somalia                             | 11,594      | 4,314                                | 2,215         | 32,414        | 90,853     | 10,634                                    | 152,024  | 2,473       | 0          | 597   |
| Sudan                               |             |                                      |               |               |            |   |  |             |            |   |

...

Table B.9(b). (continued)  
(Thousands of US dollars)

|                                | UNDP<br>(1)    | UNDP-<br>administered<br>funds<br>(2) | UNFPA<br>(3)  | UNICEF<br>(4)  | WFP<br>(5)     | Regular<br>and Extra-<br>budgetary<br>(6) | Total<br>development<br>grants<br>(1-6)<br>(7) | IFAD<br>(8)   | IDA<br>(9)       | Self-<br>supporting<br>expenditures<br>(10) |
|--------------------------------|----------------|---------------------------------------|---------------|----------------|----------------|---|--|---------------|------------------|---|
| Togo                           | 2,904          | 847                                   | 119           | 1,994          | 416            | 1,997                                     | 8,277  | 606           | 3,000            | 0   |
| Uganda                         | 12,224         | 2,344                                 | 2,115         | 17,209         | 16,981         | 3,064                                     | 53,937   | 3,213         | 127,000          | 486   |
| United Republic<br>of Tanzania | 17,916         | 3,418                                 | 2,964         | 11,934         | 7,681          | 7,531                                     | 51,444   | 3,757         | 123,000          | 2,901                                       |
| Vanuatu                        | 147            | 153                                   | 105           | 0              | 0              | 1,160                                     | 1,565  | 0             | 0                | 0   |
| Yemen                          | 2,859          | 2,177                                 | 761           | 2,834          | 10,684         | 6,134                                     | 25,449   | 8,183         | 36,000           | 753   |
| Zaire                          | 6,471          | 1                                     | 12            | 9,026          | 5,918          | 2,642                                     | 24,070   | 57            | 0                | 29  |
| Zambia                         | 3,645          | 212                                   | 587           | 6,435          | 9,042          | 7,244                                     | 27,165   | 3,673         | 168,000          | 52  |
| <b>Total</b>                   | <b>309,287</b> | <b>75,761</b>                         | <b>33,901</b> | <b>316,753</b> | <b>775,169</b> | <b>177,869</b>                            | <b>1,688,740</b>                               | <b>56,377</b> | <b>1,752,000</b> | <b>12,089</b>                               |

Expenditures on operational activities in the  
least developed countries  
1993

