



**UNITED NATIONS**

**ANNUAL REPORTS OF GOVERNMENTS  
UNDER THE  
CONVENTION OF 13 JULY 1931 FOR LIMITING  
THE MANUFACTURE AND REGULATING THE DISTRIBUTION  
OF NARCOTIC DRUGS  
AS AMENDED BY THE PROTOCOL OF 11 DECEMBER 1946**


**B U R M A**

**ANNUAL REPORT FOR 1952**

**Communicated by the Government of Burma**

**Note by the Secretary-General**

The Secretary-General has the honour to communicate herewith an annual report forwarded to him in pursuance of Article 21 of the Convention of 13 July 1931 for Limiting the Manufacture and Regulating the Distribution of Narcotic Drugs, as amended by the Protocol of 11 December 1946 (For the form of annual reports, see Document E/NR 1953/Form)






GOVERNMENT OF THE UNION OF BURMA

## REPORT

BY THE

Government of the Union of Burma for  
the Calendar Year 1952 on the Traffic  
in Opium and other Dangerous Drugs



RANGOON

SUPDT., GOVT. PRINTING AND STATIONERY, BURMA

1953





GOVERNMENT OF THE UNION OF BURMA

REPORT

BY THE


Government of the Union of Burma for  
the Calendar Year 1952 on the Traffic  
in Opium and other Dangerous Drugs

---

RANGOON

SUPDT., GOVT. PRINTING AND STATIONERY, BURMA

1953



# Report by the Government of the Union of Burma for the calendar year 1952

## A. GENERAL

### I. LAWS AND PUBLICATIONS

Please give :

#### A. Laws.

1. The titles and dates of all new laws, orders and regulations that have been issued during the year on the question of opium and other dangerous drugs.

2. A brief indication of the principal points covered by each such laws, order or regulation.

#### B. Publications.

3. References to any important publications, official or unofficial, likely to be of interest to the Commission on Narcotic Drugs.

A1. No new laws, orders and regulations were issued during the year.

2. Nil.

B 3. Nil.

### II. ADMINISTRATION

Please mention :

1. (a) Any important modifications in the administrative arrangements for the execution of the International Conventions.

(b) In the case of countries parties to the Limitation Convention of 1931, any development as regards the organization and working of the special administration referred to in Article 15.

(c) Any important difficulties encountered in the application to any of the Conventions either generally or in respect of particular cases.

#### 2. Drug addiction.

##### A. Extent of addiction.

1. The Government's estimate of the number of addicts in the country, having regard to—

(a) those receiving drugs from medical sources,

(b) those obtaining drugs from illicit sources,

(c) the volume of illicit narcotics seized within the country.

2. The Government's estimate as to age groupings, especially distinguishing between the young and the elderly, and any information available as to sexes and professions.

3. What particular drugs are used by addicts or any section of them, with special reference to synthetic drugs.

4. What is the proportion between the resident addict and the transient addict.

B. Treatment of addicts.

C. Other information.

3. In the case of countries parties to the Convention of 1936 for the Suppression of Illicit Traffic in Dangerous Drugs, any development as regards the organization and working of the central office for the supervision and co-ordination of all operations necessary to prevent the offences specified in Article 11 of the Convention and for ensuring that steps are taken to prosecute persons guilty of such offences.

II. 1. (a) No new modifications were introduced during the year.

(b) and (c) Nil.

2. A, B and C.

According to the reports received from the districts, there are practically no persons known to be addicted to cocaine, morphia, etc., except to opium and *ganja*. *Ganja* addiction is mainly confined to Indians and is negligible as compared with that of opium. The addiction of *ganja* is not known amongst Burmans.

1. (a) The number of addicts receiving opium from medical sources under the supervision of medical authorities are reported only from Rangoon where anti-opium clinic is opened is 121.

(b) The number of addicts receiving opium drugs from illicit sources is 57,573. The high figure is due to the Myitkyina and Bhamo Districts in the Kachin State alone having given an estimate of 38,840 and 8,790 respectively. A statement showing the estimates from each district is furnished. The number of persons addicted to *ganja* drug as reported from 17 districts is 763.

(c) In this connection please see Statements I and II appended in the report.

2. The number of opium and *ganja* addicts according to age grouping, etc., are shown in the following statement :—

*Statement showing the addiction of Opium and Ganja according to age groupings, etc., in Burma proper during the calendar year 1952*

Name of Drugs (1)	Male (2)	Female (3)	Labourers (4)	Others. (5)	Above 35 (6)	Below 35 (7)	Perma- nent (8)	Tempo- rary (9)
Opium ...	46,936	10,637	55,988	1,585	38,327	19,246	52,743	4,830
<i>Ganja</i> ...	762	1	624	139	687	76	654	109

3. There was no particular drug reported to be used by addicts or any section of them with special reference to synthetic drugs.

4. The proportion between the resident Opium addicts and transient addicts is 100 to 9.



### Treatment of Addicts

B. The anti-opium clinic scheme which was brought into operation in the Rangoon Town District with effect from the 26th August 1949, as has been mentioned in the previous reports, still continues. During the year, admissions to the clinic at Tadagale since its opening on the 26th August 1949 show a total of 1,155, including 979 Burmans, 140 Chinese and 36 Indians, of which 782 were cured, 121 were issued with certificates of registration and supplied with opium in individual doses from the opium retail sale centre. 202 absconded, 15 died and the remaining 35 were under treatment.

The quantity of opium thus issued during the calendar year under review from the retail sale centre in Pazundaung quarter, Rangoon amounted to 4,963 tolas (59,556 kgs.). The opium which was retailed at Rs. 2 per tola was from the confiscated stock of opium held by Government.

C. Other information—*Nil*.

3. Nothing to report further under this item during the year. The position remains more or less the same as has already been reported for the calendar year 1947.

### III. CONTROL OF INTERNATIONAL TRADE

*Please state :*

1. *Whether the system of import certificates or export authorizations for the control of imports and exports of opium and other dangerous drugs worked satisfactorily during the past year, and, if there were any difficulties, with what countries and on what points these difficulties arose.*

2. *Any changes in the Ministry or authorities responsible for issuing import certificates and export authorizations, as well as diversion or transit certificates.*

3. *Any important modifications in the conditions of issue of import certificates, export authorizations and diversion or transit certificates.*

4. *In the case of exporting countries, whether the copies of the export authorizations sent to the Governments of the importing countries in pursuance of Article 13 of the Geneva Convention of 1925 were duly returned in accordance with paragraph 5 of that Article.*

5. *Whether any cases of forged or falsified import certificates or export authorizations have come to your knowledge during the year.*

6. *Any difficulties which may have arisen with regard to transit, transshipment and diversion, or with regard to free ports, free zones and bonded warehouses.*

7. *The procedure applied to countries which have not adopted the system of import certificates in the event of trade in opium and other dangerous drugs having taken place with these countries during the year.*

8. *Any changes in the application of the system of special import certificates for Indian Hemp (Article 11 of the Geneva Convention of 1925) and any difficulties encountered in its application.*

III.

1. During the year permission was given by the Government for the export of few ounces of confiscated raw opium from Burma to the United Kingdom and Germany covered both by export and import authorizations issued by the Governments of the exporting and importing countries in accordance with international regulations for sampling purposes with a view to find out if it can be utilized in the manufacture of medicinal preparations. No difficulty arose during the year in regard to the import of narcotic drugs and the import certificate system worked satisfactorily.

2. There has been no change in the authorities responsible for issuing import certificates. The authority responsible was the Excise Commissioner as in previous years. The Ministry of Finance and Revenue was in charge of the administration of Excise (drugs) as before.

3. None.

4. Yes.

5. No cases were detected of forged or falsified import certificates or export authorizations during the year in question.

6. Nil.

7. There were no imports of drugs from countries where the import certificate system has not yet been introduced. Imports of drugs were made from India, United Kingdom and United States of America.

8. None.

IV: INTERNATIONAL CO-OPERATION

1. *Please mention any international treaties or agreements on narcotic drugs concluded during the year.*

2. *Please mention any new points of interest or importance as regards co-operation with other Governments—e.g., to prevent the use of dangerous drugs for other than medical and scientific purposes or to prevent or suppress the illicit traffic in such substances, and any difficulties which may have arisen in this connection.*

3. *Please mention recent steps, if any, taken to ratify (a) the Protocol of 11th December 1946 amending the Agreements, Conventions and Protocols on narcotic drugs, and/or (b) any of the international conventions relating to the control of narcotic drugs.*

IV.

1. No international treaties or agreements on narcotic drugs were concluded during the year.

2. Nil.

3. (a) In this connection, necessary clarification has been made in the report of the calendar year 1947.

(b) No steps were taken by the Government of the Union of Burma to ratify any of the international convention relating to the control of narcotic drugs.

## V. ILLICIT TRAFFIC.

Please give :

1. A general account of the illicit traffic in the country in the course of the past year, indicating the origin from which the substances have most often been found to be derived—whether by diversion from legitimate channels, with special reference to the point at which the substances were diverted into the illicit traffic, or from clandestine manufacture or production, marks and labels which recut, the routes most frequently followed by contraband, the methods most frequently used by smugglers.

2. In the case of countries where the opium poppy, the coca plant and the Indian hemp are cultivated and are subject to control, information regarding any important changes as regards the extent of illicit cultivation, the districts where such cultivation exists, the quantities of the products estimated to be harvested illicitly, the amounts estimated to be clandestinely consumed or exported and the steps taken to prevent clandestine cultivation.

3. The number of prosecutions (mentioning any points of special interest regarding the occupations of the accused) and of convictions for illicit manufacture, illicit import or export or trade, possession, etc., and the penalties imposed.

4. Particulars of any important cases of illicit traffic not already separately reported to the United Nations (Article 23 of the Limitation Convention of 1931).

5. Statistic of the total quantities of opium and other narcotic drugs (including prepared opium except in the case of countries parties to the Geneva Agreement of 1925 and the Bangkok Agreement of 1931 which furnish a separate annual report on prepared opium, confiscated in the country.

These statistics should give the total amount of substances confiscated including the amounts returned to the Permanent Central Board on Statistical Form EGL as confiscated on account of illicit import and export.

Statistics should be given in kilogrammes and grammes and, in the case of manufactured drugs, in terms of the basic anhydrous alkaloid.

6. Any available information regarding the prices (wholesale and retail) of drugs as sold in the illicit traffic, indicating as far as possible the degree of adulteration of such drugs. Give explanations, where possible, regarding important fluctuations in prices in the illicit traffic.

V.

1. As in the previous years, the illicit traffic in opium during the year under review was the heaviest while that in hemp drugs and other dangerous drugs was not so heavy as compared with opium. There were no cases of illegal import of opium and hemp drugs reported by the Rangoon Customs. However, there were 15 cases of seizures of illegal export of opium and 2 cases of seizures of hemp drugs reported

to be of Burma origin. In 15 cases of seizures of opium the total quantity seized was 78 lbs. 2½ ounces (35'714 kgs.) for which three persons were prosecuted and convicted; while in two cases of hemp drugs (*ganja*) the total quantity seized was 19 lbs. 9¼ ounces (8'94 kgs.) without accused. Apart from the illicit traffic of export of opium as mentioned above, there were also 579 cases of seizures of opium smuggled into Burma by land from China were made in the Bhamo District in which 569 persons were prosecuted of which 558 were convicted. The total quantity of opium seized was 38,028 tolas. (456'336 kgs.). Opium also smuggled into Burma proper from the Northern and Southern Shan States. During the year 1714 cases of opium and 915 cases of hemp drugs (*ganja*) were seized by the Excise Department. As in the preceding year, two similar record-breaking seizures of opium presumably intended for smuggling out of Burma to the Far Eastern Countries were also made, one by the Burma Excise Intelligence Bureau at the river bank near Rangoon on 20th April 1952, and the other by the Meiktila Excise Staff at Meiktila on the 17th November 1952.

During the year, according to the report received from the State Superintendent of Police, Kengtung, Eastern Shan State, 67 seizures of opium were made during the year in which 67 persons were prosecuted and convicted. The total quantity of opium seized was 142 viss 71 ticals (238'56 kgs.) valued at to Kyats 25,690 (Kyats twenty-five thousand six hundred and ninety only) according to the rate prevailing at Kengtung. There was no illicit traffic in cocaine during the year under report. It is also reported from the Assistant Resident, Pangyang (Mongkao) Eastern Shan State, that the estimated quantities of opium forcibly purchased by the K.M.Ts and smuggled out of Monglun State alone would be 2000 viss or 50 mounds. (3,360 kgs.). It is also reported that no figures for Southern Wa States could be furnished as no information were received from that end owing to the influx of K.M.Ts. No outside smugglers were seen during the year for fear of K.M.Ts. with the exception of those K.M.Ts. who pretended themselves into caravan traders. These traders (smugglers) have been fully equipped with arms usually smuggled opium by using the routes Loimaw, coming through Pangmawng, Mongkao and cross at the Nam Hka ferry at Takaw and then made their way into Siam passing through Kengtung State.

It is also reported from the Northern Shan State that during the year under report, 70 seizures of opium were made in which 75 persons were prosecuted of which 73 were convicted. The total quantity of opium seized was 27,832 tolas (333'984 kgs.). The report also stated that especially people of Chinese Frontier are the professional smugglers of opium and they lived particularly on opium trade only. It is also reported that the smuggler moved in big gangs, heavily armed with modern automatic weapons along the China Border by jungle routes through the mountains to Siam. It is also reported from the Resident, Southern Shan State, Taunggyi only one single case of seizure of opium was made by the Army personnel of 4LIB, Kalaw, who were on duty at the entrance to Kalaw. The total quantity seized was 15 viss 67 ticals (25'2 kgs.).

During the year apart, from 2 cases of illicit traffic in *ganja* (Indian Hemp) smuggled out of Burma by sea and was seized by the Rangoon Customs Department as mentioned above, there were 14 cases of seizures of *ganja* (Indian Hemp) smuggled from Pakistan into Burma by land. The seizures were made in the Akyab District, in which 14 persons were prosecuted and convicted. The total quantity seized was however small amounting to 4 tolas (048 kgs.). Inside Burma, hemp drugs are grown by the hill people especially on the Pegu Yomas, and it forms the principal source of supply to Indian consumers. Burmans have no taste for *ganja*.

2. There were no important changes reported as regards the extent of poppy cultivation and the hemp plant. The cultivation of opium poppy is prohibited throughout Burma proper, as reported in the previous report for the year 1950, clandestine cultivation of poppy in the Kachin and Shan States are still being suppressed and destroyed whenever discovered.

The cultivation of coca plant and hemp drugs (*ganja*) is prohibited throughout the country. The contraband hemp drugs (*ganja*) seized in the interior of Burma are illicitly grown on the hills as stated above.

The extent of clandestine cultivation of poppy and hemp drugs (*ganja*) cannot be stated as no survey can be made of the areas where these are grown and also the quantities manufactured clandestinely.

3. Information asked for under this item is furnished in Statements I and II attached to this chapter. The prosecutions for offences relating to opium, hemp drugs and other dangerous drugs are 2,007, 486 and 876 respectively, and the convictions are 1,859, 473 and 820 respectively. These figures cover statistics from 27 out of 36 districts only.

4. Particulars of some of the important opium seizures effected during the year under report are described briefly below :—

(1) Acting on information, an officer from the Burma Excise Intelligence Bureau, under the personal supervision of Excise Commissioner, and assisted by other Excise and Police officers and personnel made a seizure of opium amounting to 147,350 tolas (1,768.2 kgs.) on the river bank near Rangoon on the 21st April 1952. All attempts made to rope in the owners and carriers of the contraband were, however, foiled.

(2) The above record-breaking seizure was followed by another record-breaking one of 161,070 tolas (1,932,840 kgs.) of opium by the Meiktila Excise Staff on the 17th November 1952 at No. 2, B.E. gate, Meiktila Town. The contraband opium was brought in 65 boxes in a dodge 3-ton truck bearing false No. B1698 (Correct number is 7166). In this case ten Chin soldiers from No. 2 Chin Rifles equipped with Bren gun, Sten gun, rifles and hand-grenades together with driver and spare were arrested. This seizure was effected with the assistance of the Officer Commanding, Burma Army, stationed at Meiktila. This is the second biggest seizure ever made in the history of Excise Department.

Apart from the above, several other good seizures were made and they are as follows :—

(1) 35,520 tolas (426'240 kgs.) of *Hlawge* opium hidden in nine gunny bags covered with canvas in truck No. Mandalay 52/52 by the Mandalay Excise Staff at Mandalay on the 11th May 1952. The contraband was brought from Lashio at the rate of Rs. 200 per viss and was meant for disposal at Rangoon. In this case the owner of the contraband opium was detected and arrested.

(2) 20,960 tolas (251'520 kgs.) of *Hlawge* opium hidden in eight empty oxygen-acetylene gas cylinders in truck No. R. B. 5461 by the Kyaukse Excise Staff at the Kyet-min-tun gate at Kyaukse on 4th May 1952. These eight empty oxygen-acetylene gas cylinders were cut into two at mid-way and the tin cases containing opium were put into them and were again properly soldered. It was so skillfully done that these cylinders looked too original and to ordinary eyes detection would not have been possible.

(3) 13,412 tolas (160'944 kgs.) of *Hlawge* opium by the Pyinmana Excise Staff at Pyinmana car gate on the 1st June 1952 on a truck No. R. 8053 loaded with potatoes. The contraband was hidden in the left side of the petrol tank.

(4) 12,000 tolas (144 kgs.) of *Shan Hlawge opium* in a truck R.B. 8189 by the Burma Excise Intelligence Bureau, just in front of Lwin Lwin Cinema Hall, Shwegondine Road, Rangoon on the 10th March 1952. The contraband opium was found concealed in eight boxes containing molasses. In this case, five persons who were mere carriers were arrested.

(5) 105,400 tolas (1,276'800 kgs.) of *Chinese Hlawge opium* was made by the Pyinmana Excise Staff at a farm-land owned by Maung Thu Daw of Hteinbin Village, five miles North-West of Pyinmana. The contraband opium was found hidden in two iron boxes and two gunny bags buried in two pits about 50 feet away from one another.

(6) 10,580 tolas (126'960 kgs.) of opium by the Rangoon Excise Staff at the Mingaladon aerodrome on the 19th June 1952.

(7) 9,618 tolas (115'416 kgs.) of opium hidden in gunny bags in truck No. R.A. 6970 by the Meiktila Excise Staff at Meiktila on the 13th August 1952.

(8) 7,700 tolas (92'400 kgs.) by the Pegu Excise Staff on the 20th March 1952 in Rest Van No. G.B.Y.V. 24300 of 340 Down Train on its arrival at Pegu Railway Station. The contraband opium found in four canvas hand-bags amongst the personal effects of N.C. Chakravarty and Maung Hla Mg., Van Goods Clerks, who were arrested. It was reported that the opium was brought from Pyinmana.

(9) 2,800 tolas (33'600 kgs.) of opium and 8 viss of the opium refuse were made by the Rangoon Excise Staff on the 8th February 1952 at the Mingaladon aerodrome. The contraband was brought by one Chinese passenger who came to Rangoon by plane from Lashio.

(10) 525 tolas (6'3 kgs.) of *Shan Hlawge opium* by the Prome Excise Staff on the 25th February 1952 in a motor boat named "Daungyeyin". The contraband was found concealed in a deal wood boxes covered with noodles.

5. For the statistics of total quantities of opium and other dangerous drugs (including prepared opium) seized during the year under report, please see Statements I and II attached. The total quantity of opium (including prepared opium) and hemp drugs seized by the Excise Department during the year amounted to 671,058 tolas (8,052,696 kgs.) and 118,751 tolas (1,425,012 kgs.) respectively. Seizures of other dangerous drugs were negligible.

Under the heading "other restricted drugs" the figures of prosecutions and convictions shown in columns 6 and 11 relate to offences in connection with the possession of prepared opium generally in the form of *bcinsi*, i.e., crude opium clarified with water for smoking purposes and *beinchi*, i.e., the refuse remaining in the opium pipes after smoking of *beinsi*, mostly seized in the illicit opium smoking dens and the quantity seized is as shown in column 18. Since the enforcement of the Opium Den Suppression Act, 1950, in the Rangoon Town District, where the anti-opium clinic scheme is in operation, drastic action is being taken in wiping out these opium dens and in hunting down the keepers of such dens and as a result no sizeable opium dens exist now-a-day. During the year, the number of raids made on such illegal opium dens was 9,903, of which 4,283 proved successful. In Rangoon, where such opium dens are the largest in the country, 3,551 such raids were made during the year, of which 1,057 raids were successful.

6. A statement showing variations in the wholesale prices of illicit opium per seer (0.94 kgs.) district by district in Burma for the calendar year 1952 is also attached. The wholesale contraband price per seer (0.94 kgs.) in districts through which opium entered into Burma ranged from Rs.135 to Rs.200 per seer (0.94 kgs.) towards the close of the year.

Neither morphine nor cocaine and other dangerous drugs was available in the illicit market and wholesale and retail prices cannot therefore be furnished.

VI. OTHER INFORMATION INCLUDING ANY SUGGESTIONS WHICH MIGHT BE USEFUL EITHER TO THE COMMISSION ON NARCOTIC DRUGS OR TO GOVERNMENT—*Nil.*

## B. RAW MATERIALS

### VII RAW OPIUM

1. State in hectares the area of opium poppy under cultivation, indicating whether the figure is an estimate or whether it is based on an actual cadastral survey.

2. (a) Give as far as possible an estimate in kilograms of the total morphine content of the opium produced during the year. Give an estimate of the total morphine content of the opium exported to each of the principal importing countries.

(b) Indicate to the method used in establishing your statistics of production and state the approximate degree of consistence of the opium to which your statistics of production refer.

3. In the case of countries which standardize raw opium, state in kilograms the quantity of opium transformed in the country into standardized raw opium (indicating the consistence of the standardized opium) and the total quantity of standardized raw opium made.

Describe also any changes in the method or methods of standardizing or conditioning raw opium in use in the country, and in the characteristics (with special reference to moisture and morphine content) of each kind or quality of opium produced or in the purposes for which it is used or marketed.

4. Indicate any important changes of an economic or social character (e.g., market fluctuations, opening of new means of communications, changes in types of production from small-scale cultivation by farmers to large-scale production, or vice-versa) in the districts where the opium poppy is grown. Indicate the reason for any marked increase or decrease in the quantities produced and, in case of decreased cultivation indicate the nature of the substitute crops.

5. In cases where (a) the cultivation of the opium poppy or (b) the wholesale trade in opium is subject to licensing, indicate the number of persons to whom licences have been granted.

6. Indicate the amount of revenue derived directly from opium during the year in relation to the total revenue of the country.

Where special taxes are levied on opium, indicate any important changes in these taxes.

7. (a) Indicate any important changes as regards the use (other than for the production of Opium) of the poppy plant or of its products (straw, seeds and oil).

#### VII. RAW OPIUM—concl'd.

(b) If the straw of the opium is used as raw material for the manufacture of opium alkaloids, indicate, if possible—

- (i) the area in hectares from which the straw is used for the manufacture of opium alkaloids;
- (ii) the average amounts of morphine and other alkaloids (in grammes) contained in 1,000 Kg. of the straw;
- (iii) which method is used for this manufacture.

#### VII.

Except in some parts of the constituent States of Burma, e.g. in the Shan State and in the Kachin State the cultivation of poppy is prohibited throughout the country. The acreage under clandestine cultivation cannot be determined with any degree of accuracy, and the Survey Department has not yet extended its operations to those areas.

#### VIII. COCA LEAF

1. State in hectares the area under cultivation, indicating whether the figure is an estimate or whether it is based on an actual cadastral survey.

2. Indicate the method used in establishing your statistics of production.



3. Indicate any important changes of an economic or social character (e.g., market fluctuations, opening new means of communications, changes in type of production from small-scale cultivation by farmers to large-scale production, or vice versa) in the district where coca leaf is grown. Indicate the reasons for any marked increases or decreases in the quantities produced, and, in case of decreased cultivation, indicate the nature of substitute crops.

4. In the cases where (a) the cultivation or (b) the wholesale trade in coca leaf is subject to licensing, indicate the number of persons to whom licences have been granted.

5. Indicate the amount of revenue derived directly from coca leaf during the year in relation to the total revenue of the country. Where special taxes are levied on coca leaf, indicate any important changes in these taxes.

VIII. The coca plant is not grown in Burma.

#### IX. INDIAN HEMP

1. Does the Indian hemp plant (*cannabissativa* L.) grow wild in the country? If so, to what extent and what use, if any, is made of it?

2. If it is cultivated legitimately, indicate the area (in hectares) under cultivation—

(a) for industrial purposes (fibre, seed, oil, etc.). Is Indian hemp produced from such crops and used in the country licitly or illicitly?

(b) for the production of Indian hemp.

3. In the case of countries where the Indian hemp plant grows wild or is cultivated and the harvesting of Indian hemp is permitted, indicate in kilograms—

(a) the amount of Indian hemp so harvested;

(b) the stocks of Indian hemp at the end of the year in the hands of wholesalers or of the Government.

4. In the case of countries where the cultivation of the Indian hemp plant is prohibited and where illicit cultivation has been detected, indicate the extent of the areas so detected and the treatment applied to them.

5. (a) Is production of the resin or of the ordinary preparations of which the resin forms the base, whatever may be their resin content (such as hashish, esrar, chiras or charas djamba, etc.) permitted? If so, state in kilograms the amount of the resin and of such preparation produced.

(b) Indicate the stocks of resin and of such preparations in the hands of wholesalers or of the Government at the end of the year.

6. In the case of countries where the use of Indian hemp or of the resin or of the ordinary preparations referred to above, is permitted, indicate which of these substances are in use and give, if possible, the quantity in kilograms of each consumed.

7. Indicate any developments as regards the systems of internal control in respect of production, trade and use of the substances with particular reference to the control exercised in order to prevent the illicit international traffic in Indian hemp and especially in the resin (Geneva Convention of 1925, Article 11, paragraph 2).

8. Indicate any new developments as regards the use of galenical preparations (extract and tincture) of Indian hemp.

IX. Items 1 to 8.

As reported in my previous report, no sales of *ganja* were also made during the year under report by the Government of Burma. Illicit cultivation of Indian hemp plants exists in the hills especially on the Pegu Yomas which forms the main illicit source of supply of *ganja* to Indian addicts.

During the year 486 persons were prosecuted for offences in connection with hemp drugs of whom 473 were convicted. The total quantity of contraband *ganja* seized during the year amounted to 1,434 kgs. As reported above, there were also two seizures made by the Customs Department of illicit traffic in *ganja* (Indian hemp) smuggled out of Burma during the year and the total quantity seized was 19 lbs. 19½ oz. (8'94 kgs.). It was also reported that 14 seizures of *ganja* (Indian Hemp) smuggled from Pakistan into Burma were made in the Akyab District.

## C MANUFACTURED DRUGS

### X. INTERNAL CONTROL OF MANUFACTURED DRUGS

1. Give full particulars on the following points:—

(a) Application of the system of limitation of manufacture within the limits of the estimates (Chapter III of the Limitation Convention of 1931).

(b) Application of various prohibitions and restrictions especially measures taken as regards diacetyl-morphine (Chapter IV of the Limitation Convention of 1931).

(c) Application of control as provided for by Articles 13 and 14 (Chapter V of the Limitation Convention of 1931).

2. Licences.—Please communicate full particulars of the application of the licences system during the past year and any important modifications made in this system or in the conditions for the granting of licences—

(a) for the manufacture, including refining, of the drugs covered by the Geneva Convention of 1925 and the Limitation Convention of 1931 ;

(b) for the trade in dangerous drugs.

3. Manufacture.—(a) Give the names and addresses of the factories authorized to manufacture the drugs, indicating—

(i) the drugs which each factory was authorized to manufacture ;

(ii) the names of the drugs actually manufactured or converted by each factory during the year ;

(iii) whether such manufacture or conversion was of domestic needs only or also export.

(b) Give data in regard to new drugs developed and decisions arrived at in regard to their medical or scientific value and in regard to their properties of addition, conversion into other drugs, etc., (Article 11 of the Limitation Convention of 1931).

(c) Give particulars of the control exercised over factories during the past year, of the methods of inspection and of the powers of Inspectors (Articles 16 and 17 of the Limitation Convention of 1931). These particulars should relate especially to the following points :—

- (i) Supervision of the quantities of raw materials possessed by each factory;
- (ii) Verification of the quantities of the substances produced by each factory;
- (iii) Supervision of the disposal of the substances from the factory by sale, export or otherwise;
- (iv) Verification of the quarterly reports of manufacturers and of the keeping of their registers in the factories;
- (v) The conditions under which and the methods by which analyses are made to determine the proportion of morphine, cocaine or ecgonine contained in or produceable from the raw material received into the factory. Indicate the methods of extracting samples for analysis.

Please state here whether, in addition to the analyses referred to above, analyses of the raw materials are also made by or under the instructions of the Customs service at the amount of import, indicating the conditions under which and the methods by which such analyses have been made.

4. Trade and Distribution.—(a) State classes of persons to whom permits or authorizations for the use or possession of the drugs have been granted, indicating separately the number of licensed wholesalers and of pharmaceutical firms manufacturing preparations for the wholesale trade.

(b) Give particulars of the supervision exercised over persons engaged in the sale and dispensing of dangerous drugs during the past year, including wholesalers, pharmaceutical firms manufacturing preparations for the wholesale trade, chemists, doctors, dentists, pharmacists, veterinarians and others. State the methods of inspection and the powers of Inspectors. These particulars should relate especially to the following points :

- (i) Verification of the books or registers of wholesalers and retailers.
- (ii) Supervision of the conditions of storage of narcotic drugs.

5. Manufacture of and trade in Diacetylmorphine.—Please state —

- (a) whether the manufacture of diacetylmorphine is authorized and if so, whether diacetylmorphine was actually manufactured in the country;
- (b) whether manufacture was limited to amounts required for medical and scientific needs of the country or whether it was also exported;

- (c) if export was authorized, names of countries which requested during the year importation of diacetylmorphine, and whether the request was accompanied by an import certificate designating the government department making the request as the consignee;
- (d) for countries which import diacetyl-morphine, whether during the year importation of diacetyl-morphine was authorized.

X.

1. (a) Except that of the permission granted by the Government of Burma for the export of few ounces of confiscated opium to the U. K. and Germany for medicinal purposes, as mentioned above, no dangerous drugs were exported from Burma.

(b) When diacetyl-morphine is permitted to be imported, the new procedure prescribed during the year 1936 is strictly followed. Its import, in small quantities, is permitted from the Port of Rangoon, and it is distributed to importers by the Excise Commissioner, who is the authority for the issue of Import Authorizations of restricted drugs.

(c) The control provided by Articles 13 and 14 of the Limitation Convention, 1931, has been applied.

2. No licences for the manufacture or the refining of drugs were issued.

3. As reported in my previous report for 1951, during the year, the Government of Union of Burma started manufacturing tincture of opium under the supervision of Chemical Examiner, Burma. The total quantity of tincture of opium manufactured was 3,897 Lbs. (1,768'851 Kgs.) of which 24 Lbs. (10'894 Kgs.) were sold and 59 Lbs. (25'362 Kgs.) were used for the manufacture of camphorated tincture of opium. The total quantity of opium issued from the Excise Department for the manufacture of tincture of opium was 531 Lbs. 11 ounces, (241'333 Kgs.).

4. Permits or licences for the use, sale and possession of manufactured drugs are only granted to approved druggists, chemists and pharmacists and to persons engaged in medical and dental practice. There are no licensed wholesalers or pharmaceutical firms manufacturing preparations for the wholesale trade in Burma.

5. No diacetyl-morphine was manufactured in Burma.

D. OTHER QUESTIONS.

XI. CHAPTER IV OF THE HAGUE OPIUM CONVENTION OF 1912.

*Please supply any information not hitherto submitted as to execution of the provisions of Chapter IV of the Hague Convention concerning China; especially after the relinquishment of extra territoriality, concessions and settlements by the Treaty Powers—Nil.*

## XII. PREPARED OPIUM.

A. For countries which have adopted the policy of total prohibition of opium smoking in their territories.

Please state measures taken to this effect (laws, regulations, enforcement measures, etc.) and results of this policy, including details concerning the treatment of former addicts.

B. For countries still tolerating the practice of opium smoking :—

Please state—

- (a) the total number of the registered opium smokers, indicating their nationality, profession, age and sex;
- (b) particulars regarding unregistered smokers, if any;
- (c) whether the suppression of this practice is contemplated.

C. Is opium illicitly introduced and if so, to what extent? State number of prosecutions, convictions and penalties imposed, quantities of opium confiscated, indicating, if possible, the origin and give particulars of the disposal of the amounts confiscated.

## XII. A, B and C.

There is nothing to report on this subject. The position remains more or less the same as has been reported for the calendar year 1947.

## XIII. MISCELLANEOUS.

Please state data of importance with regard to facts, not mentioned in the foregoing questions, and any action taken during the year in connection therewith.

As reported in my previous report for the year 1951, the report on the Opium Enquiry Committee has been submitted to the Government and is now under consideration.

OHN PE,  
Commissioner of Excise, Burma

## STATEMENT I

*Statement showing the total number of seizures, prosecutions and convictions, etc., in respect of smuggling of opium and other dangerous drugs into Burma (from places outside Burma) during the Year 1952*

No.	Particulars of drugs	Total number of seizures		Name of place of origin		Total number of persons prosecuted		Total number of persons convicted		Penalties imposed	Quantity of drugs seized		
		Import	Export	Import	Export	Import	Export	Import	Export		Import	Export	
(1)	(2)	(3)	(4)	(5)	(6)	(7)	(8)	(9)	(10)	(11)	(12)	(13)	
1	Opium ...	579	15	China	Burma	569	3	558	3	Fines and Imprisonment.	(Kgs.) 38'028	(Kgr.) 35'714	
2	Morphia ...	NIL.											
3	Cocaine ...	NIL.											
4	Hemp Drugs (Ganja).	14	2	Pakistan	Burma	14	...	14	...	Do.	'048	8'94	
5	Other restricted Drugs.	NIL.											

## STATEMENT II

*Statement showing the total number of prosecutions and convictions (with an indication as to the nature of offence leading to conviction) for offences (other than smuggling from places outside Burma which are shown in Statement I) relates to Dangerous Drugs separately, quantity of each drug seized and penalties imposed during the year 1952.*

Country (1)	Total No of prosecutions (persons)					Total No. of convictions (persons)					Nature of offences leading to convictions (12)	Penalties imposed (13)	Quantity of drugs seized				
	Opium (2)	Morphine (3)	Hemp Drugs (4)	Cocaine (5)	Other restricted drugs (6)	Opium (7)	Morphia (8)	Hemp Drugs (9)	Cocaine (10)	Other restricted drugs (11)			Opium (14)	Morphia (15)	Hemp drugs (16)	Cocaine (17)	Other restricted drugs (18)
Burma ...	1,435	...	472	...	876	1,298	...	459	...	820	Smuggling, illicit sale and posses- sion of drugs.	Fines and imprisonment.  7992-672 79,992-622	(Kgs.)		(Kgs.)  1,425'012		(Kgs.)  21,996

## Statement showing the movements of the wholesale prices of Opium per seer

District	January	February	March	April	May
(1)	(2)	(3)	(4)	(5)	(6)
	Rs.	Rs.	Rs.	Rs.	Rs.
Akyab ...	1,200	1,200	1,200	1,200	900—1,000
Kyaukpyu ...	750	750—800	700—800	700—800	800—900
Sandoway ...	750	750	750	750	750
Rangoon ...	375—400	370—390	380—400	380—400	380—400
Hanthawaddy ...	...	...	...	...	...
Insein ...	...	...	...	...	...
Pegu ...	...	350—400	350—400	...	350—400
Tharrawaddy ...	400—450	400—450	400—450	400—450	400—450
Prome ...	375—400	...	400	350—400	200—217
Bassein ...	650—700	650—700	625—675	650—700	650—700
Henzada ...	500	500—550	500	500	500
Myaungmya ...	600—650	600—650	600—650	600—650	500—650
Maubin ...	500	450	350	350	350
Pyapôn ...	700	700	700	700	700
Toungoo ...	425—475	350—400	350—400	350—400	350—400
Salween ...	...	...	...	...	...
Thatôn ...	...	343—429	...	...	...
Amherst ...	450	372	400	343	400—425
Tayoy ...	500—550	500—600	550—600	500—550	500—550
Mergui ...	650—700	650—700	550—600	550—600	550—600
Thayetmyo ...	450—500	400—450	450	425—450	425—450
<b>Total, Lower Burma</b> ...	...	...	...	...	...
Minbu ...	400—450	400—450	400—450	400—450	350—400
Magwe ...	350—400	320—350	350—400	375	350—400
Yenangyaung ...	...	350	350	330	290
Pakôkku ...	350—400	...	...	...	...
Mandalay ...	185—190	185—196	185—196	185—196	185—196
Kyaukse ...	...	...	...	...	...
Meiktila ...	325—350	186—200	250	250	250—350
Yamèthin ...	300	200—225	200—225	...	170—225
Myingyan ...	...	300	300—350	300—350	300—350
Bhamo ...	135—145	140—170	140—170	210—250	120—125
Myitkyina ...	175	170	100—135	100—135	140
Shwebo ...	300—350	300—350	...	300—350	300—350
Sagaing ...	310	310	310	310	310
Katha ...	170	170	170	170	200
Lower Chindwin ...	350—400	400—450	350—400	350—400	375—450
Upper Chindwin ...	500—600	500—600	450—500	450—500	450—500
<b>Total, Upper Burma</b> ...	...	...	...	...	...
<b>GRAND TOTAL</b> ...	...	...	...	...	...





*Statement showing statistics of opium addicts, district by district for the  
Calendar year 1952*

District (1)	No. of addicts (2)	Male (3)	Female (4)	Labou- rers (5)	Others (6)	Above 35 (7)	Below 35 (8)	Per- manent (9)	Tempo- rary (10)
Akyab ...	225	220	5	195	30	189	36	180	45
Kyaukpju ...	172	170	2	122	50	159	13	148	24
Sandoway ...	75	72	3	55	20	30	45	15	60
Rangoon ...	Figure not received			...	...	...	...	...	...
Hanthawaddy ...	158	156	2	129	29	141	17	152	6
Insein ...	158	156	2	103	50	138	20	104	54
Pegu ...	Figure not received			...	...	...	...	...	...
Tharrawaddy ...	126	123	3	126	...	126	...	126	...
Prome ...	232	232	...	232	...	198	34	58	174
Bassein ...	112	107	5	112	...	98	14	112	...
Henzada ...	500	500	...	500	...	500	...	500	...
Myaungmya ...	347	342	5	179	168	332	15	304	43
Maubin ...	146	142	4	117	29	106	40	141	5
Pyapon ...	250	245	5	210	40	220	30	210	40
Toungoo ...	176	175	1	176	...	159	17	167	9
Salween ...	...	...	...	...	...	...	...	...	...
Thatôn ...	74	71	3	36	38	69	5	27	47
Amherst ...	500	470	30	500	...	500	...	500	...
Tavoy ...	260	260	...	260	...	240	20	260	...
Mergui ...	368	358	10	368	...	361	7	368	...
Thayetmyo ...	300	295	5	275	25	175	125	270	30
<b>Total, Lower Burma.</b>									
Minbu ...	300	300	...	300	...	225	75	300	...
Magwe ...	300	288	12	257	43	200	100	300	...
Yenangyaung ...	71	70	1	71	...	71	...	71	...
Pakokku ...	403	387	16	403	...	310	93	240	163
Kyaukse ...	25	25	...	25	...	25	...	25	...
Meiktila ...	85	81	4	85	...	71	14	73	12
Yamethin ...	125	122	3	106	19	104	21	99	26
Myingyan ...	130	121	9	130	...	130	...	130	...
Bhamo ...	8,790	7,443	1,347	8,790	...	5,554	3,236	7,244	1,546
Myitkyina ...	38,840	29,830	9,010	38,820	20	24,570	14,270	36,980	1,860
Shweb ...	147	146	1	147	...	117	30	133	14
Sagaing ...	82	78	4	43	39	68	14	82	...
Katha ...	3,224	3,097	127	2,549	675	2,579	645	2,638	586
Lower Chindwin ...	72	69	3	42	30	42	30	66	6
Upper Chindwin ...	800	785	15	520	280	520	280	720	80
<b>Total, Upper Burma.</b>	<b>57,573</b>	<b>46,936</b>	<b>10,637</b>	<b>55,988</b>	<b>1,585</b>	<b>38,327</b>	<b>19,246</b>	<b>52,743</b>	<b>4,830</b>
<b>GRAND TOTAL ...</b>									

