



Economic and Social Council

Distr.
GENERAL

E/CN.4/1993/77
21 January 1993

ENGLISH
Original: ENGLISH

COMMISSION ON HUMAN RIGHTS
Forty-ninth session
Item 7 of the provisional agenda

QUESTION OF THE REALIZATION IN ALL COUNTRIES OF THE ECONOMIC, SOCIAL AND CULTURAL RIGHTS CONTAINED IN THE UNIVERSAL DECLARATION OF HUMAN RIGHTS AND IN THE INTERNATIONAL COVENANT ON ECONOMIC, SOCIAL AND CULTURAL RIGHTS, AND STUDY OF SPECIAL PROBLEMS WHICH THE DEVELOPING COUNTRIES FACE IN THEIR EFFORTS TO ACHIEVE THESE HUMAN RIGHTS, INCLUDING: PROBLEMS RELATED TO THE RIGHT TO ENJOY AN ADEQUATE STANDARD OF LIVING; FOREIGN DEBT, ECONOMIC ADJUSTMENT POLICIES AND THEIR EFFECTS ON THE FULL ENJOYMENT OF HUMAN RIGHTS AND, IN PARTICULAR, ON THE IMPLEMENTATION OF THE DECLARATION ON THE RIGHT TO DEVELOPMENT

Note verbale dated 4 January 1993 from the Permanent Mission of the Republic of Iraq to the United Nations Office at Geneva addressed to the Centre for Human Rights

The Permanent Mission of the Republic of Iraq to the United Nations Office at Geneva has the honour to enclose herewith statistical tables indicating the effects of the economic blockade on the mortalities among children under the age of 5 and persons over 50 in Iraq for the year 1992 compared with 1989 updated to November 1992.

The Permanent Mission of Iraq would be grateful if the Centre would circulate these statistical tables as an official document of the forty-ninth session of the Commission for Human Rights, as this blockade represents a flagrant violation of the human rights to life and the right to live at an appropriate level.


UNDER-5-MORTALITY

CAUSE PERIOD	MALNUTRITION		DIARRHOEA		PNEUMONIA	
	N° of Deaths	Percentage increase	N° of Deaths	Percentage increase	N° of Deaths	Percentage increase
November 1989	52	-	96	-	110	-
November 1992	592	1138	1102	1148	1272	1156

OVER-50-MORTALITY

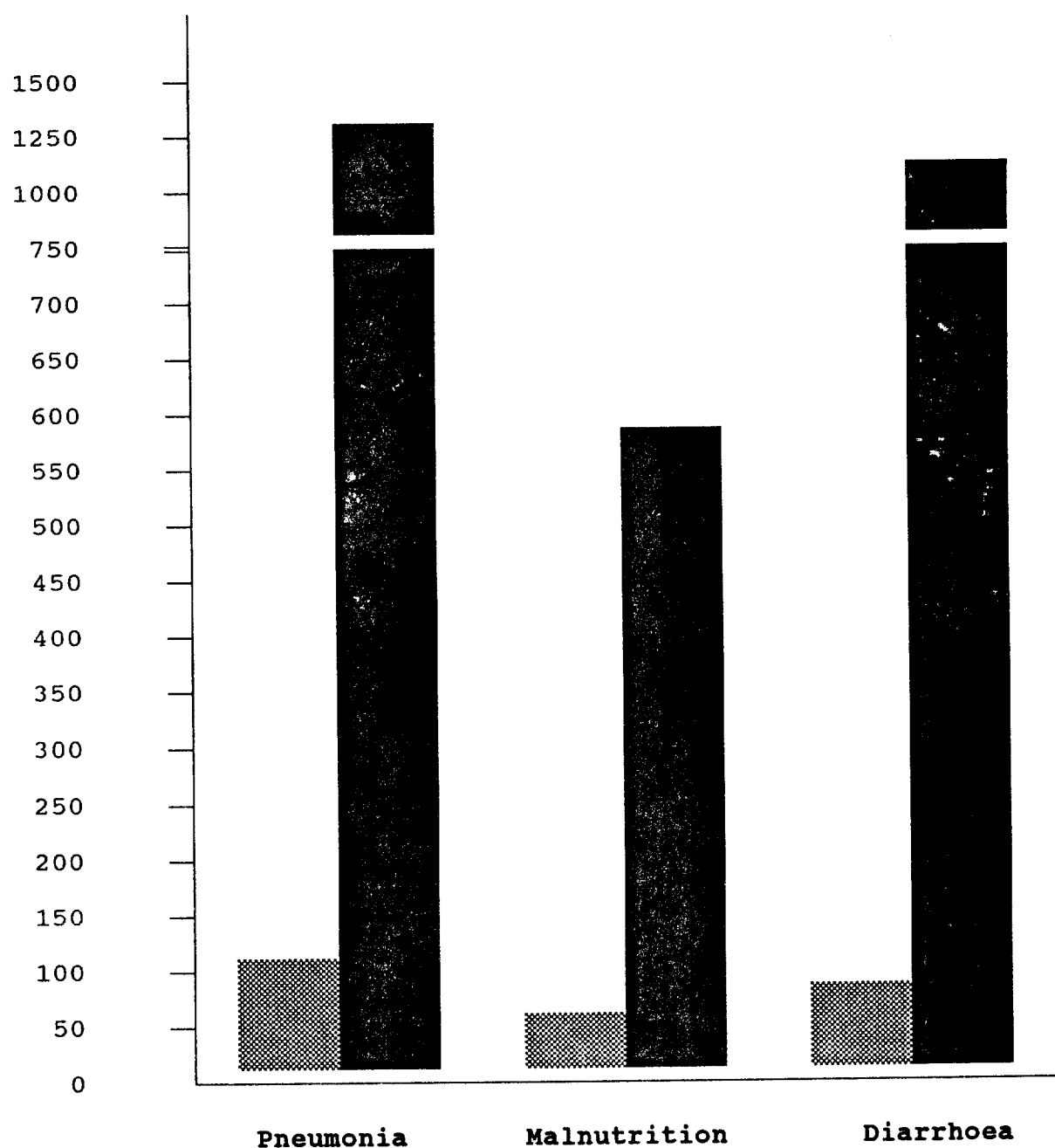
CAUSE PERIOD	HYPERTENSION		DIABETES		MALIGNANT NEOPLASMS	
	N° of Deaths	Percentage increase	N° of Deaths	Percentage increase	N° of Deaths	Percentage increase
November 1989	113	-	87	-	222	-
November 1992	213	188	167	192	411	185

**Under-5-Mortality
due to Embargo
-Selected causes-**


1989 November 


1992 November 

N° of deaths



**Over-50-Mortality
due to Embargo
-Selected causes-**

1989 November 

1992 November 

N° of deaths

