

()

:

Distr.
GENERAL

E/ESCWA/SDPD/2011/3
12 October 2011
ARABIC
ORIGINAL: ENGLISH

()

:

2011

11-0265

		
1		
3	:	-
3		-
5		-
820+		-
14		-
15		-
18		-
20		-
23		-
28		-
31		-
39		-
45		-
47		-
50		-
50	:	-
51		-
51		-
52		-

()

54	-
54	-
54	-
58	-
59	-
61	-
62	-
64	-
65	-
67	-
68	-
70	-
71	-
73	-
76	-
76	-
76	-
77	-
78	-

()

79	-	
80	-	
81	-	
82		-
82	-	
85	-	
			-
87		
92		-
6		-1
			-2
12		
19		-3
24		-4
35		-5
36		-6

()

7	-1
8	-2
20	-3
20	-4
28 2010	-5
32 2008	-6
33 2004-1990	-7
		-8
41	
88	-9
55	-1
57	-2
		-3
59	
63	-4
64	-5

()

65	-6
67	-7
69	-8
70	-9
71	-10
		-11
72	
73	-12
74	-13
81	-14
90	-15
90 /	-16

.

.

.

.

.

.

.

.

.

.

.

2011

.

.

2012

"20+ "

20+

.1992

20

20+

.

.

20+

()

.

20+

.

.

.

(1)

.

.

:

()

.

"

"

"

"

(1)

.

()

()

20+ 20+ ()

2011

"

"

•

()

()

()

()

20+

()

•

.⁽²⁾2010 / 20+

()

()

()

()

()

()

()

()

()

()

()

()

.

"

(3)

"

.

.

"20+ "

14 3

)

2012

.(1992 /

(4)

2009 2008

.

.

2007

70

.

.

.United Nations Environment Programme (UNEP), 2010, *Green Economy Report: A Preview* (3)

1987 () (4)

2030

(5)

()

.20+

:

-

-

" "

1987

(6)

2008

(7)

/

2009

(8)

NGO Committee on Education, 1987, *Our Common Future: Report of the World Commission on Environment and Development*, available at www.un-documents.net/ocf-ov.htm. (6)

<http://www.unep.org> UNEP, *Green Economy Initiative*, available at (7)

UNEP, 2009, *Japan and the Republic of Korea launch green new deals* (8)

(9)

(10)

2010 /

(11)

UNEP, 2010 (9)

UNEP, 2011, *Towards a Green Economy: Pathways to Sustainable Development and Poverty Eradication*, available (10)

www.unep.org/greeneconomy at

UNEP, First Meeting of the Issue Management Group on a Green Economy (Washington, D.C., 23-24 March 2010) (11)

.1992

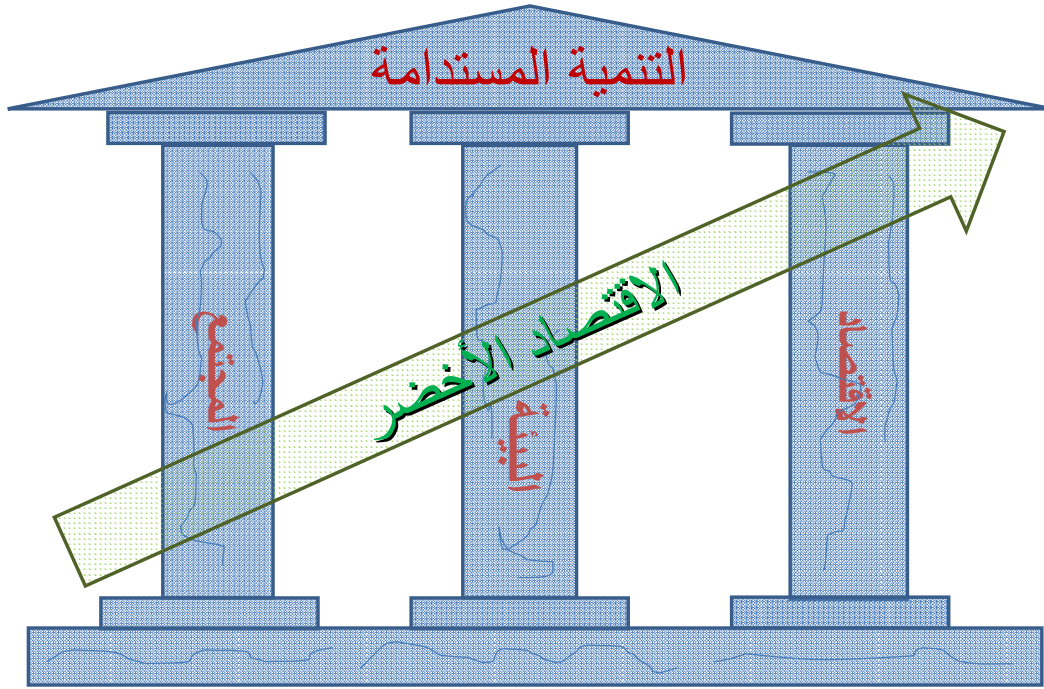
(12)

(13)

ESCWA, 2011. Arab Regional Preparatory Meeting for the United Nations Conference on Sustainable Development (12)
(Rio+20). Cairo, 16-17 October 2011 (E/ESCWA/SDPD/2011/WG.5/8).

(13)

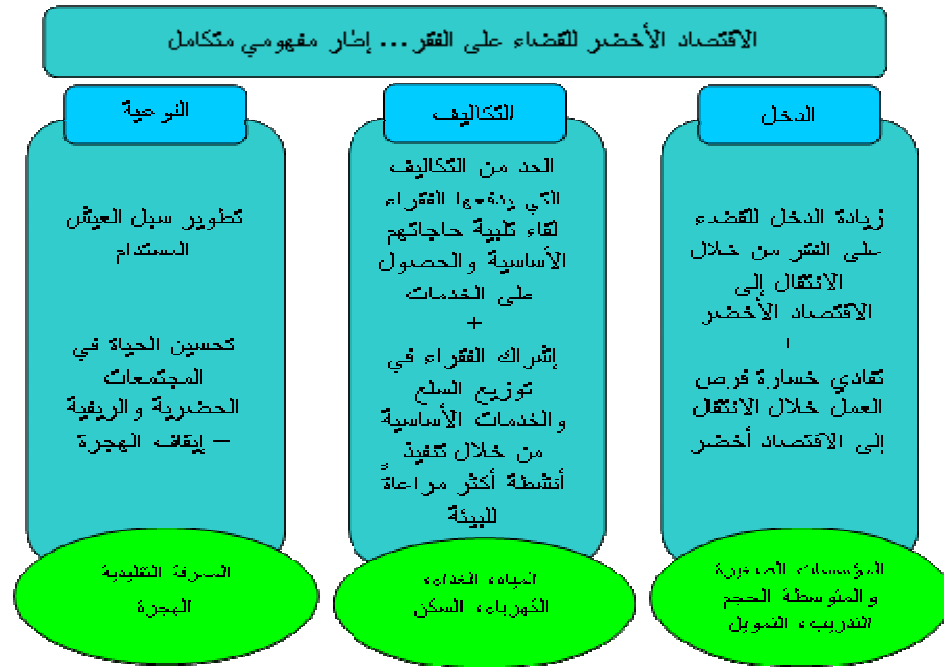
-1



(2).

" " () () ()

() () ()



20+

-

20+

(16-15 / 2010)

/

.2011 /

20+

.(2001 /)

.20+

(2011 / 6-5)

(20+)

.2011 /

.

.

20+

.

.

:

()

()

:

()

(1)

(2)

(3)

(4)

(14)

(5)

2

-2

<ul style="list-style-type: none">• “Towards a Green Economy: Pathways to Sustainable Development and Poverty Eradication” (2011)• “Green Economy: A Brief for Policymakers on the Green Economy and MDGs”, which was prepared for the United Nations Summit on MDGs (2010)• “Green Jobs: Towards Decent Work in a Sustainable, Low-Carbon World” UNEP/ILO/IOE/ITUC (2008)	<ul style="list-style-type: none">•••••••	
<ul style="list-style-type: none">• “Background note on promoting decent work in a green economy” (2011)• “Growth, Employment and Decent Work in the Arab Region: Key Policy Issues” (2009)• “Green Jobs Assessment in Lebanon: A Synthesis Report” (2010)	<ul style="list-style-type: none">•••••	

ESCWA, 2011. Arab Regional Preparatory Meeting for the United Nations Conference on Sustainable Development (14) (Rio+20).

<ul style="list-style-type: none"> • “Green Jobs Assessment in Lebanon: A Synthesis Report” (2010) 	()	•
<ul style="list-style-type: none"> • “A Greener Footprint for Industry: Opportunities and Challenges of Sustainable Industrial Development” (2010) 		• •
<ul style="list-style-type: none"> • “Urban Patterns for Sustainable Development: Towards a Green Economy” (2011) • “What Does the Green Economy Mean for Sustainable Urban Development?” 	:	• •
<ul style="list-style-type: none"> • “Report of the Issue Management Group on a Green Economy: Supporting the Transition to a Green Economy” United Nations Environment Management Group, UNDP, DESA, UNEP, UNESCO, United Nations-HABITAT, United Nations Regional Economic Commissions (2011) 	:	•
<ul style="list-style-type: none"> • A project in partnership with UNEP on “Green Economy and Social and Environmental Entrepreneurship Development in Egypt” • “Rio+20: Towards the Green Economy and Better Governance” (2011) 		• •

-

20+

.

.

:

()

()


()

()

()

()

()



UNDP, 2009, *Development Challenges for the Arab Region*. Data for Iraq and Palestine are from World Bank, (16)
World Development Indicators and the Central Intelligence Agency (CIA), *Iraq, The World Factbook*, available at
www.cia.gov/library/publications/the-world-factbook/geos/iz.html

34 46 ()

12 12 ()

45 12 ()

5 20 ()

4 9 / ()

：

()

· ()

10) 2005 13 19

(

6) ()

4 4 (

(17)

/ ()

(18)

()

()

20 15

30

15 10

.(()

2011

12 (2007) 24 10 14 ((18)) :

2020

50

13

.(4 3 3)

24 15

2010

.2008

1998

50.8

54.7

2008

20

(19)

15

30

-3

2020 ()	2015 ()	2010 ()	2005 ()	2005 ()	2005 ()	
21.78	14.16	6.55	42.59	11.82	48.3	
7.56	4.92	2.26	13.08	15.61	15.5	
12.08	7.73	3.37	13.08	4.53	13.7	
9.49	6.17	2.85	18.54	18.68	22.8	
50.91	32.98	15.03	87.29	12.97	100.3	

.(2009)

: _____

: _____

(20)

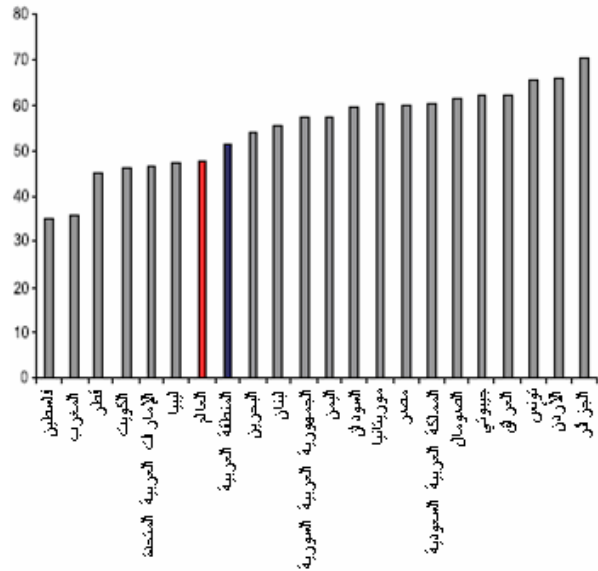
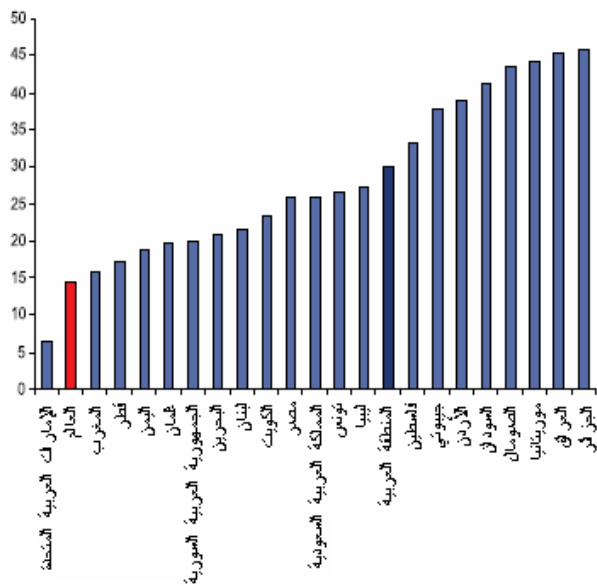
-4

-3

:

(20)

.(E/ESCWA/SDD/2010/Booklet.1)



<http://alolabor.org/>

..

()

.

:

()

.

(21)

()

.

.

()

.

(22)

.

()

.

.

.

.

/

.(1988)

(21)

.(2008)

(22)

.2015 1990

1.25

(23)

17

4

0.7

1.5

41

(94)

(4.9)

(24)(1.9)

(2.9)

(3.0)

(25)

-

(23)

2009

(24)

(25)

7

500

(26)

90

.2010

5

2010

(26)

•	•	
2006	1.25	
•		
•		•
•		
2.6 2008		
•		
1.2		
76 000		
() 4		

•	•	
•	15	
	24	

<p> 25 .2007 </p>	<p> 41 2007 .1999 </p>	<p> • </p>
<p> • </p> <p> 22 13 </p> <p> 60 </p> <p> 10 </p> <p> 2010 / </p> <p> 30 </p> <p> 2008 </p> <p> 33 </p>	<p> 1999 </p> <p> 2007 </p> <p> .0.90 0.87 </p> <p> 2006 </p> <p> 53 </p> <p> 39 </p> <p> 8 </p> <p> 10 2006 </p> <p> 2010 </p>	<p> • </p> <p> • </p> <p> • </p> <p> • </p> <p> • </p> <p> • </p>

() 4

<p> 2015 </p>	<p> 37 </p> <p> 1 000 </p> <p> 52 1990 </p>	<p> • </p> <p> 18 </p> <p> 83 </p>
---------------	---	------------------------------------

2015		2008	1 000	
	•		•	
			•	
100 000	10		•	
1 600	100 000	2015	•	
	•		•	
	•		•	
	•		•	
		90		
() 4				
	•		•	
			•	

	<div>•</div> <div>•</div> <div>9</div> <div>10</div> <div>11</div> <div>•</div> <div>•</div>	
<div>•</div> <div>•</div> <div>•</div> <div>•</div> <div>•</div> <div>•</div> <div>(100 000 8 693)</div> <div>6 140) (100 000 7 167)</div> <div>(100 000</div> <div>•</div>	<div>•</div> <div>•</div> <div>24</div> <div>37</div> <div>.2007 1990</div> <div>•</div> <div>•</div>	/

2010

: _____

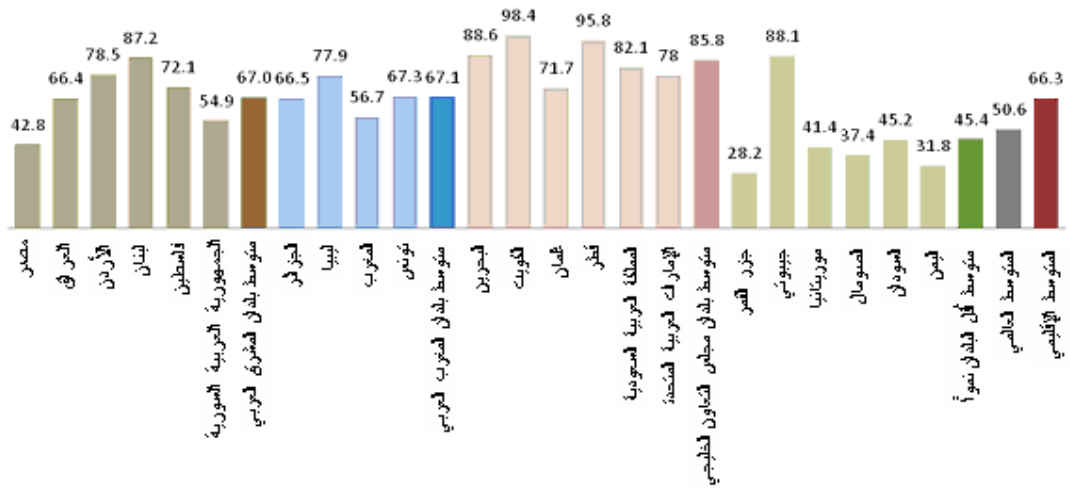
.(2010)

(28)

2010

-5

()



2011/2010

-

30

58

(29)

53.6

2008

43.9

2

40.8


26.7

2011

(28)

2008

(29)



.International Energy Agency (IEA), 2010, *CO2 Emissions from Fuel Combustion 2010 – Highlights* (30)


(31)

Department of Economic and Social Affairs (DESA), Population Division, *World Urbanization Prospects: The 2007* (32)

www.un.org/esa/population/publications/wup2007/2007wup.htmRevision, available at

.2009 2008

(33)



.Global Wind Energy Council (GWEC), 2008, *Global Wind Energy Outlook 2008* (34)

(35)

.European Solar Thermal Electricity Association (ESTELA), 2008, *Solar Thermal Electricity Report* (36)

UNEP, 2008, *Meeting Report of the Launch Meeting of the Green Economy Initiative: Towards a Green Economy* (37)
(Geneva, 1-2 December, 2008).

(38)

80

(39)

50

30

300

354

2008

2030

378

8 210

3 546

.2007

.(6

)

6.9

2007

45

2009

40

(

40

98

)

(

)

2009

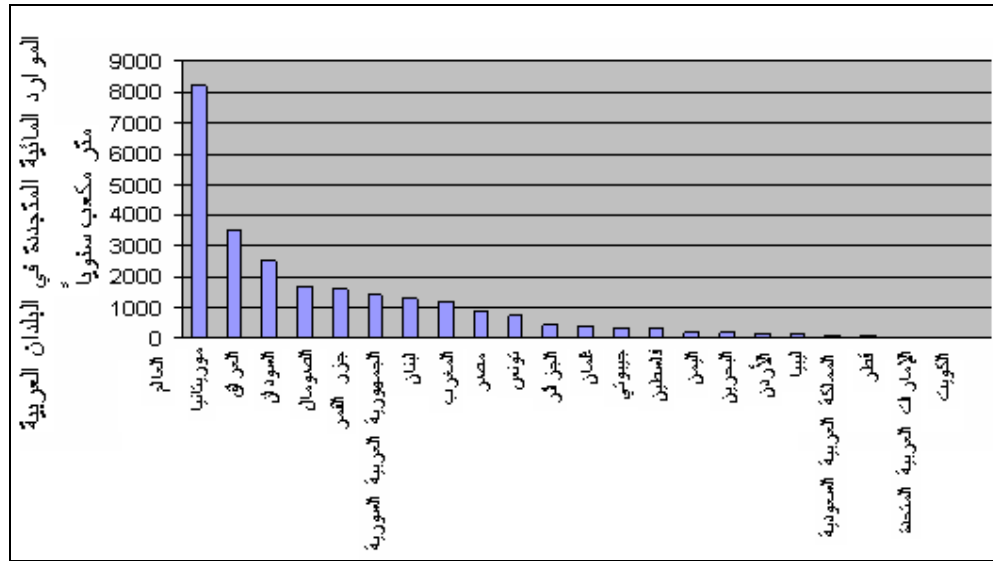
(38)

(39)

.(E/ESCWA/SDPD/2009/1)

2008

-6



(2008).

()

..

2050

50

(40)

-2

2008 2000

(41)

5.4

8.3

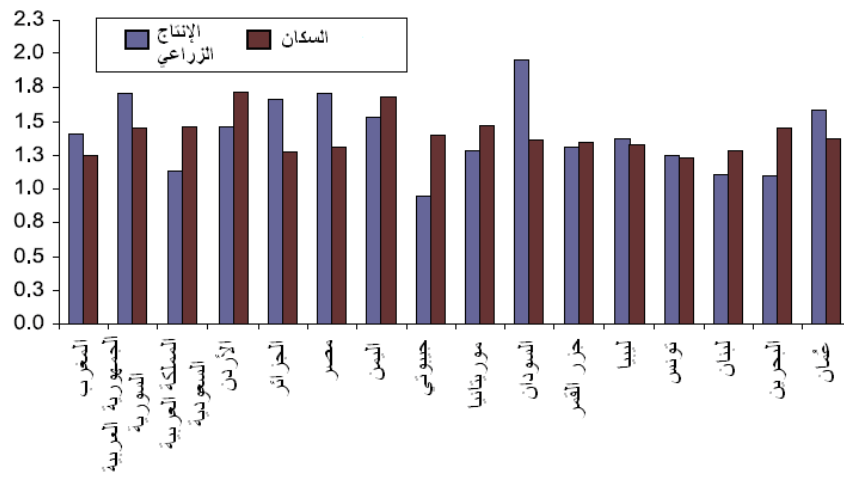
29.3

1

(7)

2004-1990

-7



(2009)

:

2009

(41)

.(5)

.(6)

86

14

.(75)

4.2

2

20

(42)

1

10 5

2010

(42)

)))))	
	(((((
179	92	70	19	26	11	
	96	33	67	60	14	
355	139	80	8	50	63	
257	111	87	7	21	17	
366	115	40	25	40	75	
741	67	85	11	13	57	
29		10	90	7	3	
		0	62	30	6	
36	27	0	72	12	9	
656	51	67	33	85	38	
131	117	0	22	14	9	
107	100	0	100	100	3	
340	89	80	15	31	68	
151		0	43	2	81	
199	19	20	10	1	39	
231		45	33	9	34	

: _____

100 : _____

()

51	60	34	48	52	(1993-1982)
52	62	29	40	59	(2004-1993)
56	73	18	49	60	(1993-1982)
65	80	29	57	71	(2004-1993)
33	61	1	32	28	(1993-1982)
43	54	62	21	45	(2004-1993)
82	86	44	94	81	(1993-1982)
84	91	55	97	80	(2004-1993)
37	59	0	26	42	(1993-1982)
39	64	0	19	47	(2004-1993)
94	81	69	102	101	(1993-1982)
96	97	74	103	98	(2004-1993)
64	62	0	70	76	(1993-1982)
63	76	1	54	80	(2004-1993)
87	93	61	112	74	(1993-1982)
89	112	64	110	70	(2004-1993)

.(2009) :_____

80

100

(43)

()

2008 2000

8

(44)

12

-3

2010

(45)

6

2050

586

4.8

2.1


2010

(44)

2011

(45)

www.unep.org/greenconomy



900

414

644

4

⁽⁴⁷⁾2008

-1

() :

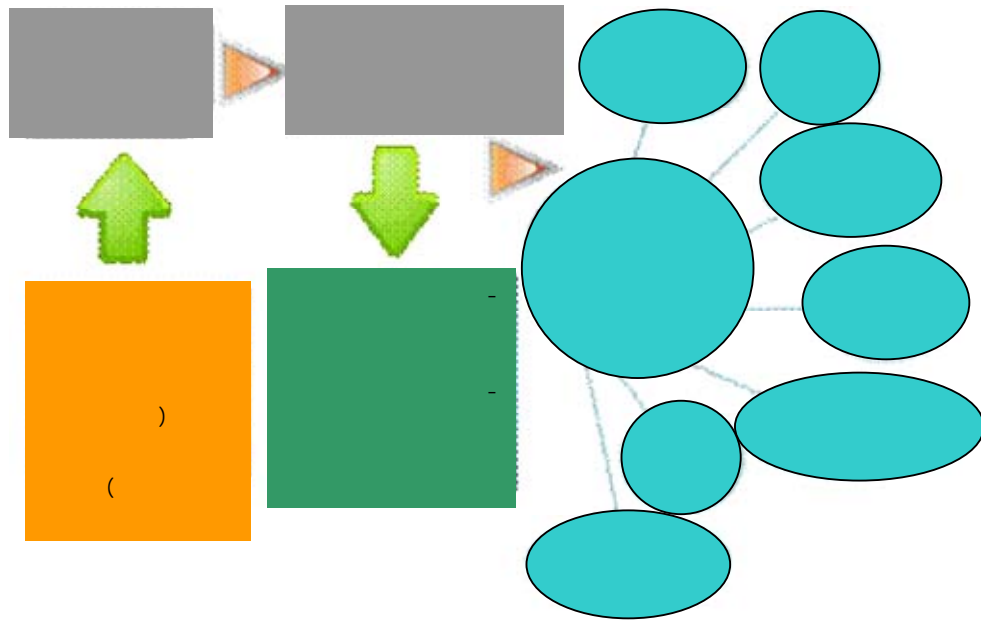
()

()

()

(48)(8)

-8



-2

445

218

(49)

2.3

2010 (48)

(E/ESCWA/SDPD/2011/IG.1/3)

UNEP, 2009, *Global Green New Deal: A Policy Brief* (49)

2008 7.5 (50) 2009

800 2011 2009

" "

2009

800 0.67

85 (51)

60 2008 2003

(52)

(4.7) 3

(53)

521

2009 .2009

(54) 82

.Robins, N., Clover, R. and Saravanan, D., 2010, *Delivering the Green Stimulus*, *HSBC Global Research* (50)


.UNEP, 2009, *Global Green New Deal: A Policy Brief* (51)

.Walta Information Centre, 2011, *World's Least Developed Countries Fertile Ground for Green Economy* (52)

2011 / 23 (53)

www.libdems.org.uk/latest_news_detail.aspx?title=Nick_Clegg%E2%80%99s_speech_on_the_green_economy&pPK=0e1da756-bb98-489e-9e72-d97c95a0715b :

.() Robins, Clover, and Saravanan (54)



United Nations Conference on Trade and Development (UNCTAD), 2009, *Financing the Climate Mitigation and Adaptation Measures in Developing Countries*, G-24 Discussion Paper Series, No. 57.

(56)

)

30

(

2012 2010

2020

100

(57)

(58)

2011 /

2030

100

/
20

(59)

<http://unfccc.int/resource/docs/2009/cop15/eng/11a01.pdf>

2010
2009 /

19 7

(57)

(58)

(2009)

(59)

80

80

50

40


(60)

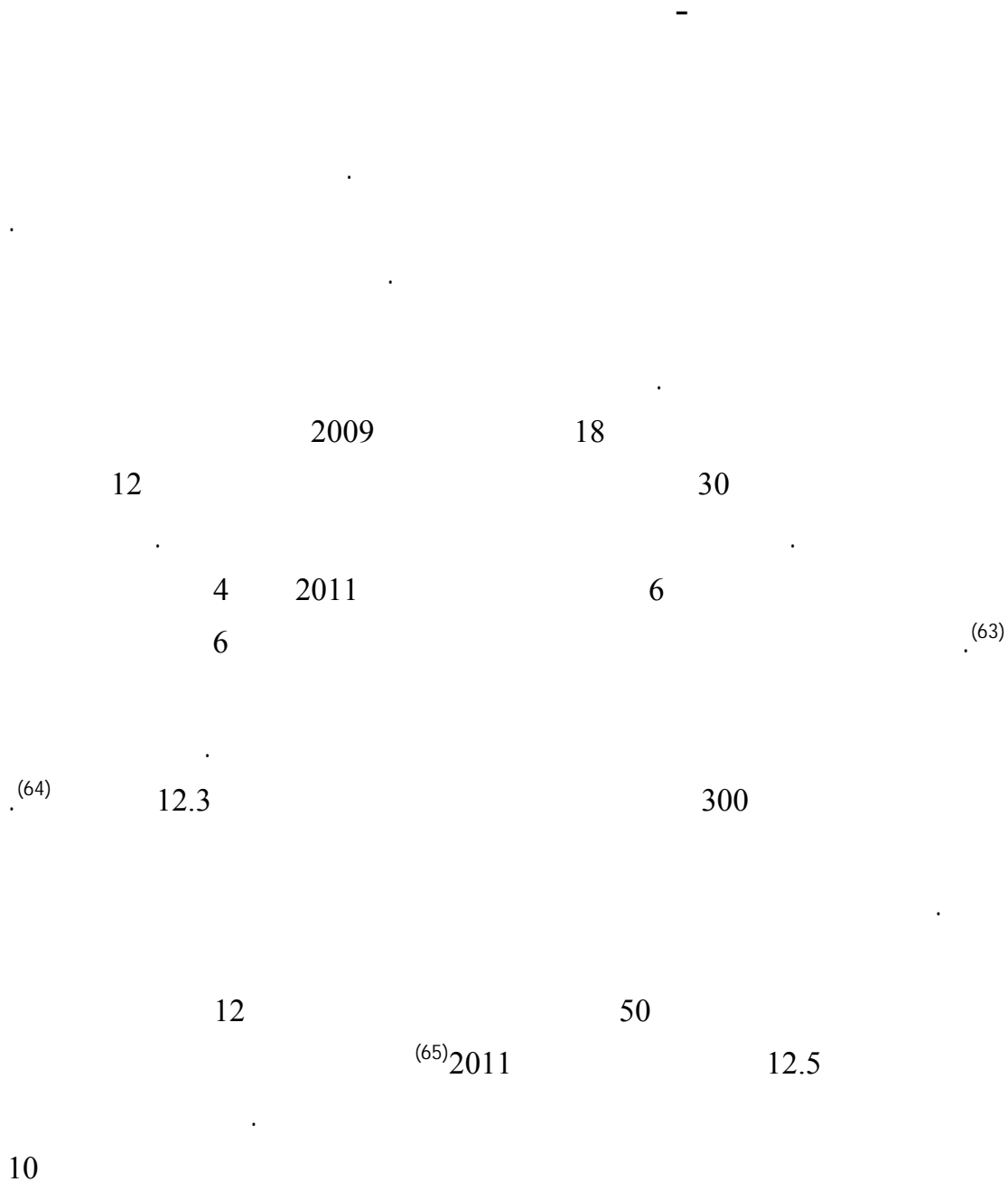
(61)

(2010)

(60)

(61)





Management Guru, 2011, *Potential economic benefits from uprising in Egypt*, available at <http://themanagementguru.blogspot.com/2011/03/potential-economic-benefits-from.html>. (63)

.Economics Weekly, 2011, *Egypt: The costs of an uprising* (64)

www.risques-internationaux.com/bienvenue/activites.htm Nord-Sud Expert (NSE), available at (65)

(67) 2011 /
20

()

:

International Monetary Fund (IMF), 2011, *Statement by an IMF spokesperson on the Arab Republic of Egypt*, (66)
www.imf.org/external/np/sec/pr/2011/pr11174.htm available at
 Magharebia.com, 2011, *Tunisia to seek \$25 billion support at G8 summit*, available at (67)
www.magharebia.com/cocoon/awi/xhtml1/en_GB/features/awi/newsbriefs/general/2011/05/22/newsbrief-04.

()

()

(68) /

()

(70)

125

(71)

50

/


(72)

-

.ILO, 2009, *Growth, Employment and Decent Work in the Arab Region: Key Policy Issues* (71)

ILO, 2011, *Promoting Decent Work in a Green Economy* (72)

2011



Economic and Statistics Administration (ESA), *Measuring the Green Economy* (United States Department of Commerce, April 2010). (73)

Nelson, J., *Measuring Progress* (Post Growth Institute, 5 January 2010), available at (74) <http://postgrowth.org/measuring-progress/>

-

-

.

.

.

() :

()

()

()

()

.

-

.

.

2.3


(75)

:

2011

(75)

www.unep.org/greenconomy



(PROSOL)

The chart displays the following data points (approximate coordinates and sizes):

Period/Year	Number of Companies (Y-axis)	Number of Employees (X-axis)	Size (Value)
2006-2005	~350,000	~650,000	6.5
2007	~300,000	~750,000	7.5
2006	~250,000	~400,000	7.8
2005	~200,000	~500,000	2.5
2014-2010	~150,000	~450,000	7.5
2008	~100,000	~550,000	7.5
2006-2005	~50,000	~700,000	20
2007	~20,000	~850,000	10

.UNEP, 2010. Green Economy, Developing Countries Success Stories : _____

20

2010

.2012

2

9

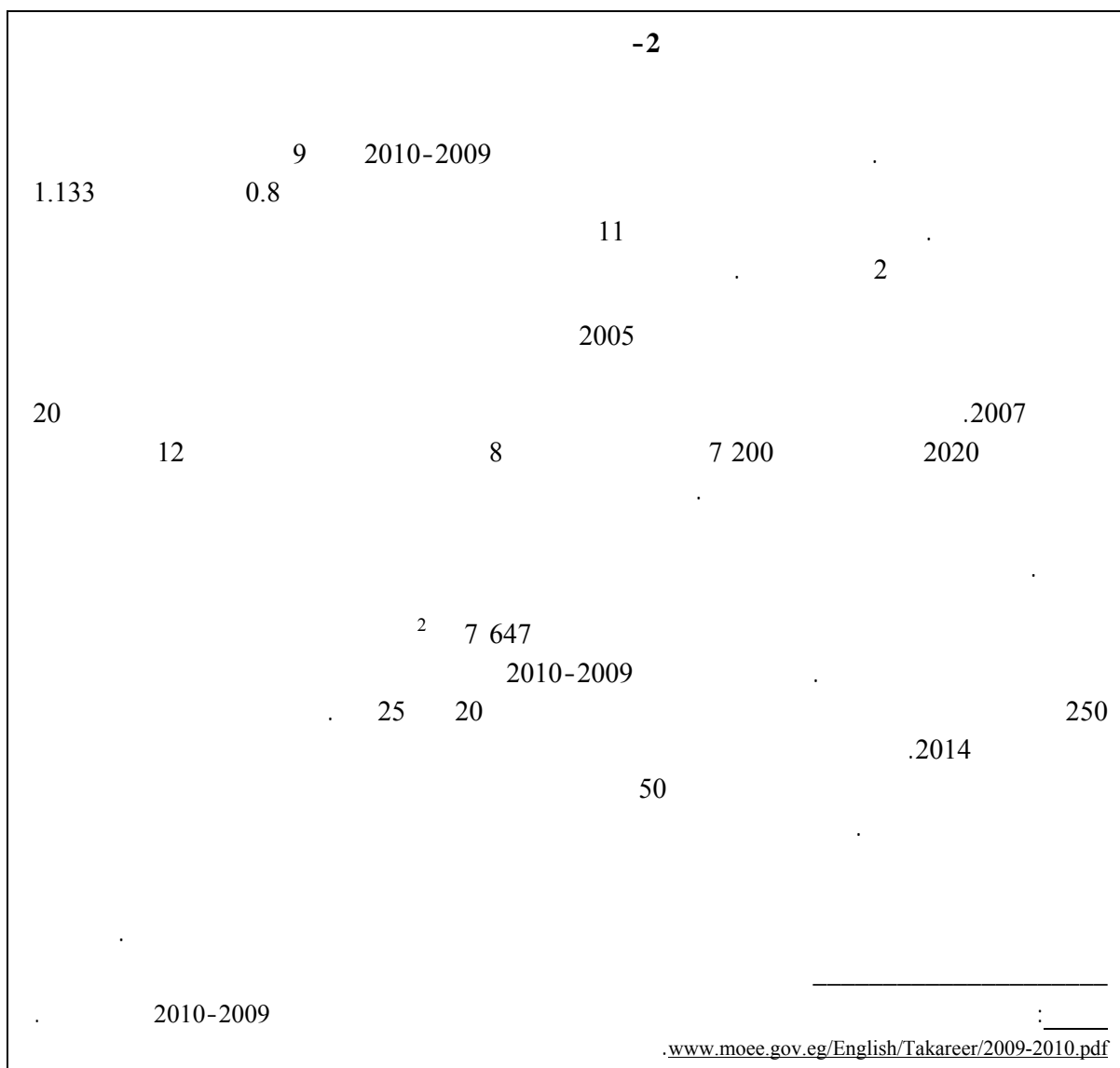
.2019

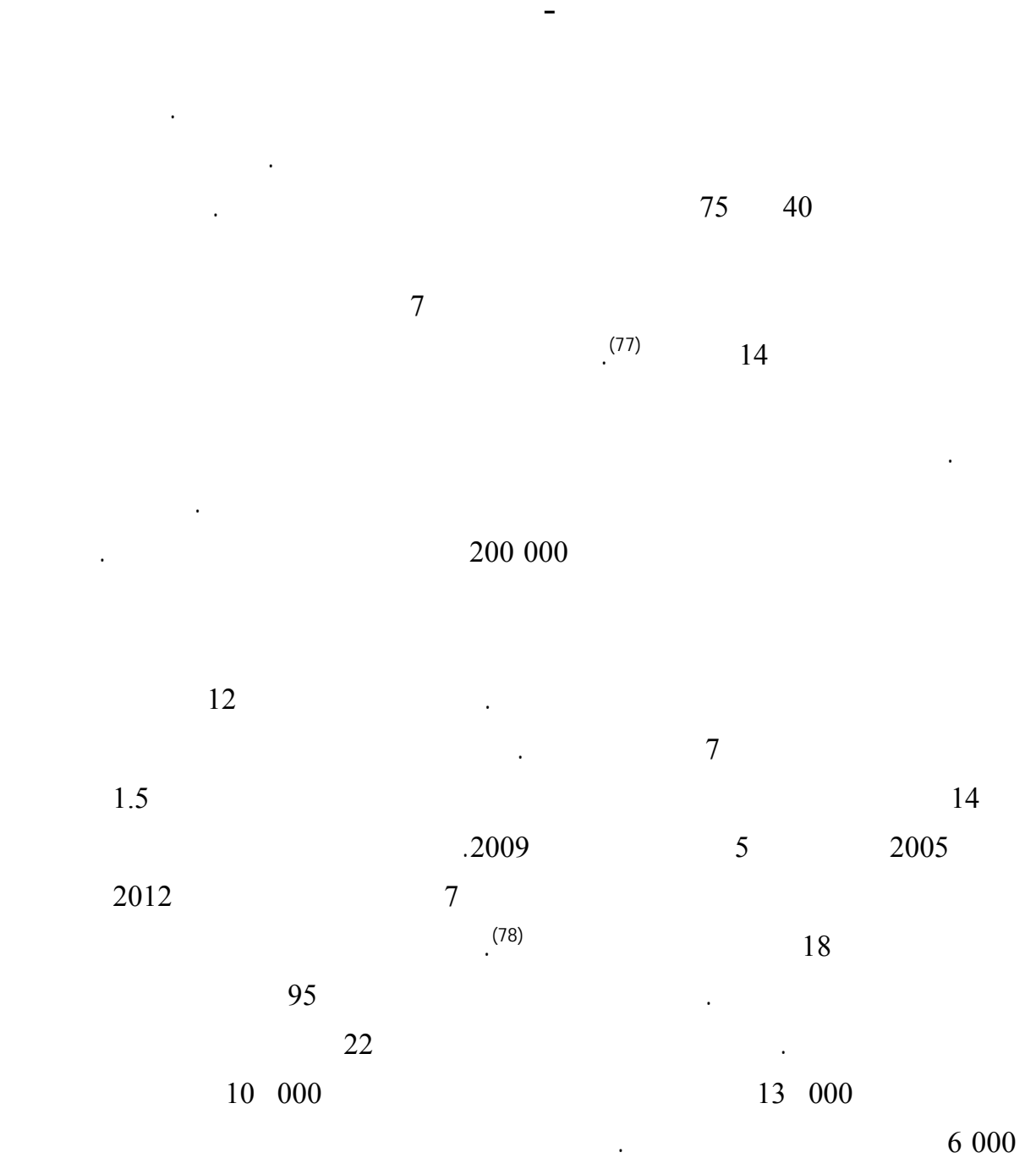
3.7

(76)

)

.(2 1





23-22) (77)

.(E/ESCWA/SDPD/2009/WG.4/1) (2009 /

AMEinfo, 2006, *Aluminum will give economic diversification a big boost in the GCC*, available at (78)

www.ameinfo.com/94645.html

(3)

-3

" : _____
(E/ESCWA/SDPD/2007/7)

(79)

3.8
(80) 1990 360 2009/2008
(10) 1.6
.2004 1
5.3 4.4
(81)

2010 (79)

Innovas Solutions and K Matrix, *Low Carbon and Environmental Goods and Services: An Industry Analysis* – (80)
Update for 2008/09 (Department of Business Innovation and Skills, March 2010).

.(E/ESCWA/SDPD/2007/WP.1) (81)

.

.

-

.

.

()

() :

()

()

()

.

() :

()

() (82)

()

.

()

.

6

5

7

5

0.2

18

52

44

2003

-4

Six Senses Resorts and Spas

:

	10	4 500	•
	45 000	130 000	•
		2.8	
1.2	7 500	9 000	•
	17 000	27 000	•
		1.6	
	16 000	8 500	•
()	330 000	36 000
	43 000	120 000	•
		2.8	
•	300 000	(6.6)	•
		10	

-

5

-5

.2009 3.4 2003 3
.2009 700 000


CopeMed

6)

.(

40

.6



$$() :$$

()

()

()

2006

$$\begin{array}{cc} \text{H} & \text{H} \\ | & | \\ \text{C} & \text{C} \\ | & | \\ \text{H} & \text{H} \end{array}$$

10

2009 /

()

www.unhabitat.org/list.asp?typeid=2&catid=277


www.kaust.edu.sa/about/sustainable/sustainable.html

[.mubadala.ae/about/](http://mubadala.ae/about/)

-

39

7



() 7

()

2009

22

52

140 000

2010

"

"

:

"

"

:

(E/ESCWA/SDPD/2009/WP.1)

www.rta.ac/wpsv5/wps/portal/Rail?SwitchToLatestLocale=true

-

(9 8

)

/

:

()

()

()

()

()

-8

55 000 2010

5 250

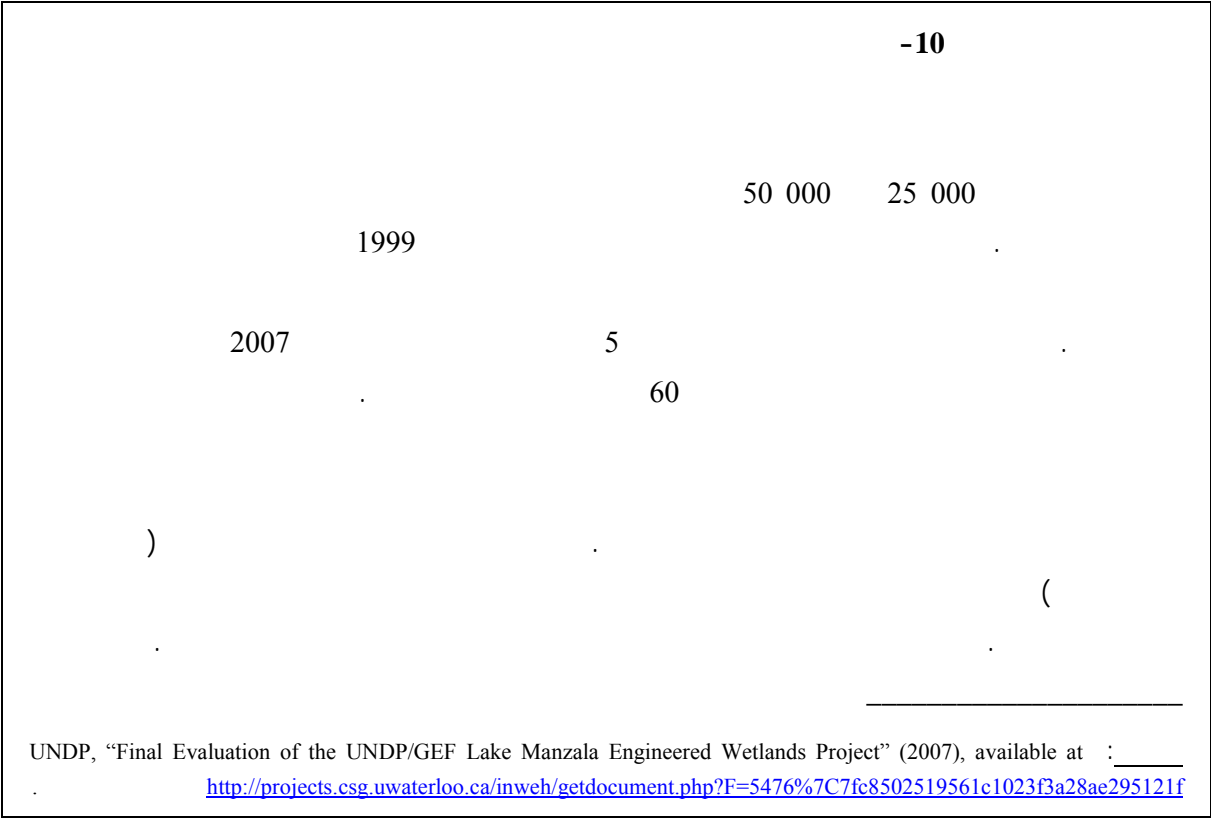
30

/ 2000

Absal, R., "Free water saving devices for UAE homes", *Gulf News* (13 January 2010); and Qamber, M., "Water : _____ demand management in Bahrain" (Ministry of Electricity and Water in Bahrain), which was presented at the Regional Conference on Water Demand Management, Conservation and Control (Amman, 7-10 October 2001).

") "Aakash Ganga" 10 000
.2006 2003 ("

"Aakash Ganga: Saving water for a rainy day", The Wall Street Journal (7 July 2009), available at: <http://online.wsj.com/article/SB124697560759705907.html>.



-

2004 45.3 1970 24.3

.(12 11)

2011

12

:

: ()

: ()

2020

75

1999

: ()

: ()

)

.(

.(2011) "

:

"

:

.The Kalundborg Centre for Industrial Symbiosis, “Resources”, available at <http://en.symbiosis.dk/resources.aspx> : _____

13

-13

()

2008

19

() :

)

()

()

()

()

() 13

_____ ()

.(2007)

(2004)

2009

.2008-2007

22

Agency for Agricultural Development, “Green Morocco Plan”, available at www.ada.gov.ma/en/Plan_Maroc_Vert/ : [plan-maroc-vert.php](http://www.ada.gov.ma/en/Plan_Maroc_Vert/plan-maroc-vert.php); and UNEP, “Green Economy: Developing countries success stories”, available at http://www.unep.org/pdf/greeneconomy_successstories.pdf.

-

-

/

/

-

(83)»

(84)

.UNEP, 2010. Green Economy Initiative, available at <http://www.unep.org> (83)

(84)

-

.

.

.

.

.

(85)

.

.

33

(86)

3

2

:

.

.

(

)

.

.(E/ESCWA/EDGD/2009/1)

(85)

:

2007

(86)

1.4

0.2

.(

•

()

()

.(E/ESCWA/SDPD/2009/WG.4/1) (2009

(87)

(88)

·

·

·

—

·

·

“

”

·

“

”

·

·

·

·

·

·

·

2009

1.7

Department of Education, Employment and Workplace Relations (DEEWR), "About the Green Skills Agreement", : _____
available at www.deewr.gov.au/Skills/Programs/WorkDevelop/ClimateChangeSustainability/Pages/GreenSkillsAgreement.aspx.

-

-

1987

.

.

1992

.

.

.2002

.

.

(89)

.

.

2002

.2005

.

15

)

.() 156

(89)
(2004 /

.

.

() () :

() () () ()

.

() () :

() () () ()

.

20+

بها

:

(90)

()

()

)

()

(

()

()

()

28

1992

1992

()

()

()

:

()

()

()

()

()

-

9

.

:

()

()

()

()

.

.

.

/

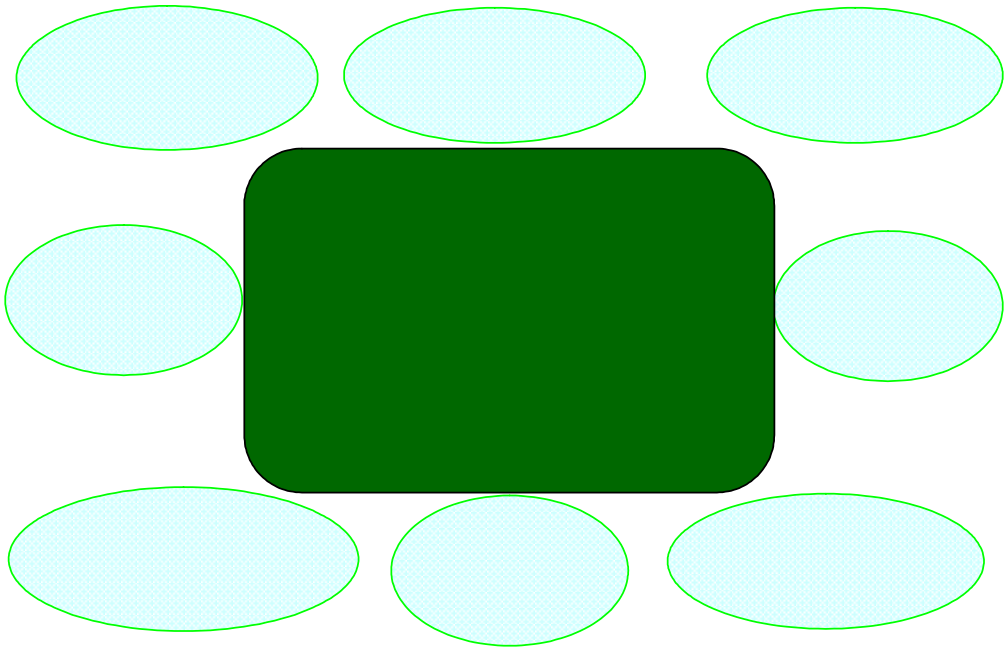
.

.

.

.

-9



)

(

.2002

21

(91)

20+

()

()

.1

2002

(91)

()

(92)

16 15

-15	
	•
	•
	•
	•
	•
	•
	•

<i>/</i>	-16
	•
	•
	•
	•
	•

(92)

() 16

•

•

•

•

•

•

•

•

•

-

2008-2007

.

.

.

.

.

.

.

.

.

.

.2002

:

()

()

()

()

()

()

()

()

()

()

()

()

()

.