



Economic and Social Council

Distr.: General
29 March 2011

Original: English

Economic Commission for Europe

Inland Transport Committee

Working Party on Customs Questions affecting Transport

128th session

Geneva, 7 – 10 June 2011

Item 9 (b) (i) of the provisional agenda

**Customs Convention on the International Transport of Goods
under Cover of TIR Carnets (TIR Convention, 1975):**

Revision of the Convention – Preparation of Phase III of the TIR revision process

eTIR Reference Model – Version 3.0

Note by the secretariat

Background

This document presents the reference model for the TIR Procedure Computerization Project in accordance with the UN/CEFACT Modelling Methodology. The Reference Model will be expanded and refined as the work progresses and as feedback is received from modelling work carried out by the Informal ad hoc Expert Group on Conceptual and Technical Aspects of Computerization of the TIR Procedure (GE.1) and the network of eTIR focal points. The GE.1 is requested to consider and, possibly, validate version 3.0 of the Reference Model.

Contents

	<i>Page</i>
Introduction.....	12
a. Background to the document.....	12
b. Introduction to the reference model	19
b.1. Phases and Workflows.....	20
b.2. Step by step approach applied to the UMM.....	21
b.3. Structure and updating of the document	22
b.4. Stakeholders responsibility chart	23
b.5. Review and validation status	24
1. Business domain modelling	26
1.1 Vision.....	26
1.1.1 Project title and abbreviation	26
1.1.2 Objectives	27
1.1.3 Boundary of the eTIR Project	27
1.1.3.1 Stakeholders	27
1.1.3.2 Information.....	28
1.1.4 Business Opportunity and Problem Statement.....	28
1.1.4.1 Technological developments in international transport, trade and Customs procedures	28
1.1.4.2 Efficiency of the TIR Customs transit procedure.....	29
1.1.4.3 The fight against fraudulent activities	30
1.1.5 References.....	31
1.1.6 Scope of the project.....	31
1.1.7 Constraints	32
1.1.7.1 Technical constraints.....	32
1.1.7.2 Political/legal constraints	33
1.1.7.3 Financial / Economic constraints	33
1.1.7.4 Other constraints	33
1.1.8 Stakeholders' needs	33
1.1.8.1 Needs of Customs administrations	33
1.1.8.2 Needs of the transport industry	34
1.2 TIR procedure domain	34
1.2.1 TIR Procedure package diagram.....	35
1.2.2 TIR Procedure package diagram description	35
1.3 TIR Carnet life cycle use cases.....	36

1.3.1	Actors of the TIR Carnet life cycle	36
1.3.1.1	International organizations and national associations	37
1.3.1.2	Competent authorities	38
1.3.1.3	TIR Carnet holder	39
1.3.1.4	Administrative Committee of the TIR Convention (AC.2)	39
1.3.2	TIR Carnet life cycle use case diagram	40
1.3.3	TIR Carnet life cycle use case description	40
1.3.4	High-level activity diagram of the TIR Carnet life cycle	41
1.4	Elaboration of use cases	42
1.4.1	Issuance and distribution use case	42
1.4.1.1	Issuance and distribution use case diagram	42
1.4.1.2	Issuance and distribution use case description	42
1.4.1.3	Activity diagram of the issuance and distribution use case	44
1.4.2	TIR transport use case	45
1.4.2.1	TIR transport use case diagram	45
1.4.2.2	TIR transport use case description	46
1.4.2.3	Activity diagram of the TIR transport use case	48
1.4.2.4	Structured description of activity diagrams of the TIR transport use case	49
1.4.3	Return and repository use case	50
1.4.3.1	Return and repository use case diagram	50
1.4.3.2	Return and repository use case description	50
1.4.3.3	Activity diagram of the return and repository use case	52
1.4.4	Discharge procedure use case	53
1.4.4.1	Discharge procedure use case diagram	53
1.4.4.2	Discharge procedure use case description	53
1.4.4.3	Activity diagram of the discharge procedure use case	54
1.4.4.4	Structured description of the activity diagram of the discharge use case	55
1.4.5	Start TIR operation use case	56
1.4.5.1	Start TIR operation use case diagram	56
1.4.5.2	Start TIR operation use case description	57
1.4.5.3	Activity diagram of the start TIR operation use case	59
1.4.5.4	Structured description of the activity diagram of the start TIR operation use case	60
1.4.6	Terminate TIR operation use case	61
1.4.6.1	Terminate TIR operation use case diagram	61

1.4.6.2	Terminate TIR operation use case description	62
1.4.6.3	Activity diagram of the terminate TIR operation use case	65
1.4.6.4	Structured description of the activity diagram of the terminate TIR operation use case	66
1.5	Entry classes	67
1.6	High-level class diagram	67
1.6.1	High-level class diagram description	67
1.6.1.1	International organization	67
1.6.1.2	Association.....	68
1.6.1.3	Road vehicle.....	69
1.6.1.4	Sealed loading unit.....	70
1.6.1.5	TIR transport	71
1.6.1.6	TIR operation	72
1.6.1.7	Goods Manifest Line Item.....	73
1.6.1.8	Customs office	74
1.6.1.9	Country.....	75
1.6.1.10	TIR Carnet Holder.....	76
1.6.2	High-level class diagram.....	77
2.	e-Business requirements.....	78
2.1	High-level description of the eTIR project	78
2.1.1	Actors and roles	78
2.1.1.1	Customs authorities	78
2.1.1.2	eTIR international system	78
2.1.1.3	Holder	79
2.1.1.4	Guarantee Chain.....	79
2.1.2	Fundamental principles	79
2.1.2.1	eTIR International System brief.....	79
2.1.2.2	Management by Customs of data on guarantees	80
2.1.2.2.1	Registration of the guarantee.....	80
2.1.2.2.2	Cancellation of a guarantee	81
2.1.2.2.3	Verification of the guarantee	81
2.1.2.2.4	Querying guarantee status	81
2.1.2.2.5	Transmission of TIR transport and TIR operation data.....	81
2.1.2.3	Exchange of TIR transport and TIR operation information	81
2.1.2.3.1	Data handling at the beginning of the TIR transport	81
2.1.2.3.2	Data handling related to TIR operations.....	82

2.1.2.4	Other aspects	82
2.1.2.4.1	Issuance of guarantees.....	82
2.1.2.4.2	Declaration	83
2.1.2.4.3	Pre-arrival information.....	84
2.1.2.5	Data exchange	84
2.1.2.5.1	Central platform	84
2.1.2.5.2	Communication	84
2.1.2.5.3	Standard messages.....	84
2.1.2.6	Security	84
2.1.2.6.1	The elements of security from the TIR Convention	84
2.1.2.6.2	Controlled access (Annex 9, Part II)	84
2.1.2.6.3	Security data elements.....	84
2.1.2.6.4	eTIR international system security	84
2.1.2.7	Accompanying document / Certified report.....	85
2.1.2.8	Fallback solutions.....	85
2.1.3	Deliverables	85
2.1.3.1	National deliverables.....	85
2.1.3.1.1	National management of data.....	85
2.1.3.1.2	Bridges to the eTIR international system	85
2.1.3.1.3	User manuals and training	85
2.1.3.2	International deliverables	85
2.1.3.2.1	Central databases.....	85
2.1.3.2.2	Web services	85
2.1.3.2.3	eTIR website	86
2.1.3.2.4	Definitions of standard messages	86
2.1.3.2.5	Technical documentation	86
2.1.3.2.6	User manuals and training for trainers	86
2.1.3.2.7	Helpdesk.....	86
2.1.3.2.8	Customs offices database	86
2.1.3.2.9	Countries database.....	86
2.1.3.2.10	Authentication database	86
2.1.3.3	Other required systems.....	86
2.1.3.3.1	Authorized access database	86
2.1.3.4	Languages and character sets	86
2.2	Step-by step implementation	87
2.2.1	Management by Customs of data on guarantees module	87

2.2.2	Data exchange module	87
2.2.3	Abolition of the present TIR Carnet: a geographical expansion	87
2.2.4	Parallel projects.....	88
2.2.4.1	Declaration mechanisms	88
2.2.5	Schedule.....	88
2.2.5.1	Paper to electronic step-by-step transition	89
2.3	Use cases analysis.....	89
2.3.1	Management by Customs of data on guarantees use case.....	89
2.3.1.1	Management by Customs of data on guarantees use case diagram	90
2.3.1.2	Guarantee state chart diagram	90
2.3.1.3	Register Guarantee Chain use case description.....	91
2.3.1.4	Register / Update Guarantee Chain information activity diagram	92
2.3.1.5	Register guarantee use case description	93
2.3.1.6	Register guarantee activity diagram.....	94
2.3.1.7	Cancel guarantee use case description	95
2.3.1.8	Cancel guarantee activity diagram	96
2.3.1.9	Accept guarantee use case description	97
2.3.1.10	Accept guarantee activity diagram	98
2.3.1.11	Get holder info use case description.....	99
2.3.1.12	Get holder info activity diagram	100
2.3.1.13	Query guarantee use case description	100
2.3.1.14	Query guarantee activity diagram	101
2.3.2	Data exchange use case.....	102
2.3.2.1	Data exchange use case diagram.....	102
2.3.2.2	Record consignment information use case description	103
2.3.2.3	Record consignment information activity diagram	104
2.3.2.4	Update consignment information use case description	105
2.3.2.5	Update consignment information activity diagram	107
2.3.2.6	Starting of TIR operation use case description.....	108
2.3.2.7	Starting of TIR operation activity diagram	109
2.3.2.8	Terminate TIR operation use case description	110
2.3.2.9	Terminate TIR operation activity diagram	111
2.3.2.10	Discharge TIR operation use case description	112
2.3.2.11	Discharge TIR operation activity diagram	113
2.3.2.12	Notify Guarantee Chain use case description.....	114
2.3.2.13	Notify Guarantee Chain activity diagram	114

2.3.2.14	Notify subsequent Countries use case description	115
2.3.2.15	Notify subsequent Countries activity diagram	115
2.4	Class diagram	116
3.	Analysis workflow	117
3.1	Activity Analysis	117
3.1.1	Sequence diagrams.....	117
3.1.1.1	Management by Customs of data on guarantees	118
3.1.1.1.1	Register/update guarantee chain information	118
3.1.1.1.2	Register guarantee	119
3.1.1.1.3	Cancel guarantee	120
3.1.1.1.4	Accept guarantee	121
3.1.1.1.5	Get holder information	122
3.1.1.1.6	Query guarantee	122
3.1.1.2	Data exchange	123
3.1.1.2.1	Record consignment information	123
3.1.1.2.2	Update consignment information	124
3.1.1.2.3	Start of TIR operation	125
3.1.1.2.4	Terminate TIR operation	126
3.1.1.2.5	Discharge TIR operation	127
3.1.1.2.6	Notify guarantee chain	128
3.1.1.2.7	Notify subsequent countries	128
3.1.2	Fall-back scenarios.....	128
3.1.2.1	Management by Customs of data on guarantees	129
3.1.2.1.1	Register guarantee	129
3.1.2.1.2	Cancel guarantee	129
3.1.2.1.3	Accept guarantee	130
3.1.2.1.4	Get holder information	131
3.1.2.1.5	Query guarantee	131
3.1.2.2	Data exchange	132
3.1.2.2.1	Record consignment information	132
3.1.2.2.2	Update consignment information	133
3.1.2.2.3	Start of TIR operation	133
3.1.2.2.4	Terminate TIR operation	134
3.1.2.2.5	Discharge TIR operation	135
3.1.2.2.6	Notify guarantee chain	135
3.1.2.2.7	Notify subsequent countries	135

3.2	Data Analysis.....	136
3.2.1	Management by Customs of data on guarantees class diagram	136
3.2.2	Declaration class diagram	137
3.2.3	TIR operations class diagram.....	138
3.2.4	Lists of electronic messages.....	140
3.2.4.1	External messages	140
3.2.4.2	Internal messages	140
3.2.5	Electronic messages data elements	141
3.2.5.1	External messages	141
3.2.5.1.1	E1 – Register guarantee.....	141
3.2.5.1.2	E2 – Register results.....	143
3.2.5.1.3	E3 – Cancel guarantee	144
3.2.5.1.4	E4 – Cancellation results	146
3.2.5.1.5	E5 – Query guarantee	148
3.2.5.1.6	E6 – Query results	149
3.2.5.1.7	E7 – Notify guarantee chain.....	171
3.2.5.1.8	E8 – Notification confirmation.....	173
3.2.5.1.9	E9 – Advanced cargo information.....	174
3.2.5.1.10	E10 – Advanced cargo information results	188
3.2.5.2	Internal messages	190
3.2.5.2.1	I1 – Accept guarantee.....	190
3.2.5.2.2	I2 – Acceptance results.....	192
3.2.5.2.3	I3 – Get Holder information.....	193
3.2.5.2.4	I4 –Holder information.....	194
3.2.5.2.5	I5 –Query guarantee	198
3.2.5.2.6	I6 – Query results	199
3.2.5.2.7	I7 – Record advanced cargo information	221
3.2.5.2.8	I8 – Record advanced cargo information results	235
3.2.5.2.9	I9 – Start TIR operation.....	237
3.2.5.2.10	I10 – Start results.....	241
3.2.5.2.11	I11 – Terminate TIR operation.....	245
3.2.5.2.12	I12 – Termination results	249
3.2.5.2.13	I13 – Discharge TIR operation.....	252
3.2.5.2.14	I14 – Discharge results	254
3.2.5.2.15	I15 – Notify Customs	257
3.2.5.2.16	I16 – Notification confirmation.....	279

3.2.6	Conditions and rules.....	281
3.2.6.1	Conditions	281
3.2.6.2	Rules	282
3.2.7	Overview of Changes.....	284
3.2.7.1	E1 – Register guarantee	284
3.2.7.2	E2 – Register results.....	284
3.2.7.3	E3 – Cancel guarantee.....	284
3.2.7.4	E4 – Cancellation results.....	284
3.2.7.5	E5 – Query guarantee.....	284
3.2.7.6	E6 – Query results	285
3.2.7.7	E7 – Notify guarantee chain.....	286
3.2.7.8	E8 – Notification confirmation	286
3.2.7.9	E9 – Advanced cargo information.....	286
3.2.7.10	I1 – Accept guarantee.....	287
3.2.7.11	I2 – Acceptance results	287
3.2.7.12	I3 – Get holder information.....	287
3.2.7.13	I4 – Holder information	287
3.2.7.14	I5 – Query guarantee	287
3.2.7.15	I6 – Query results	288
3.2.7.16	I7 – Record advanced cargo Information	289
3.2.7.17	I8 – Record advanced cargo information results	289
3.2.7.18	I9 – Start TIR operation	289
3.2.7.19	I10 – Start results	290
3.2.7.20	I11 – Terminate TIR operation.....	290
3.2.7.21	I12 – Termination results	290
3.2.7.22	I13 – Discharge TIR operation.....	290
3.2.7.23	I14 – Discharge results.....	291
3.2.7.24	I15 – Notify Customs	291
3.2.7.25	I16 – Notification confirmation.....	292
3.2.8	Code lists.....	293
3.2.8.1	List of code lists	293
3.2.8.2	CL01 – Equipment size and type description code	295
3.2.8.3	CL02 – Party role code	296
3.2.8.4	CL03 – Item type identification code.....	320
3.2.8.5	CL04 – Country name code	324
3.2.8.6	CL05 – Transport means description code.....	329

3.2.8.7	CL06 – Document name code	340
3.2.8.8	CL07 – Package type description code	376
3.2.8.9	CL08 – Seal type code	383
3.2.8.10	CL09 – Message sub types.....	383
3.2.8.11	CL10	383
3.2.8.12	CL11	383
3.2.8.13	CL12 – Guarantee type code	383
3.2.8.14	CL13 – Customs offices database	383
3.2.8.15	CL14 – Indicator	384
3.2.8.16	CL15 – International TIR database	384
3.2.8.17	CL16 – Message function code.....	384
3.2.8.18	CL17 – Amendment code	386
3.2.8.19	CL18 – Message section code.....	386
3.2.8.20	CL19 – Amendment code	387
3.2.8.21	CL20 – Language name code.....	387
3.2.8.22	CL21 – Measurement unit code	393
3.2.8.23	CL22 – Guarantee status	431
3.2.8.24	CL23 – Holder status	432
3.2.8.25	CL24 – Control result code	432
3.2.8.26	CL21 – Measurement unit code	432
3.2.8.27	CL99 – Error code.....	433
4.	Design workflow	434
Annexes		
I.	Requirements list.....	435
II.	TIR glossary	439
III.	Current TIR Carnet data elements records	443
IV.	UML.....	486
	UML symbols glossary	486
	Elaboration of a class diagram – TIR Operation example.....	488
V.	UMM/UML glossary	491
VI.	eTIR declaration mechanism.....	501
1.	The eTIR declaration at the first Customs office of departure.....	501
2.	The eTIR declaration at the Customs office of entry	503
3.	The eTIR declaration at the following Customs offices of departure	505
4.	Remarks	507
A.	Submission of the declaration in foreign countries	507

B.	Comparison with the current paper environment	507
C.	Legal implications of the eTIR declaration submission mechanism	508
VII.	List of tables	510
VIII.	List of figures	512
IX.	References	515

Introduction

a. Background to the document

At its ninety-fifth session, the Working Party expressed the view that, following the conclusions of Phases I and II of the TIR revision process, the next logical step was to provide the TIR regime with the legal and administrative basis to allow for the use of modern information, management and control technology based on highly automated and secured electronic procedures. The Working Party recognized that computerization of the TIR procedure was inevitable (a) in the light of today's extremely rapid technological developments, based on Internet and Smart Card technologies, particularly affecting international transport and trade, (b) the ever increasing need for improved efficiency of Customs transit procedures and (c) the fight against fraudulent activities which must be conducted with the most appropriate and effective means (TRANS/WP.30/190, para. 26).

The Working Party felt that the existing and widely varying national Customs procedures, administrative practices and legal requirements in the Contracting parties to the Convention should be taken into account during this process. Computerization of the TIR procedure, based on the TIR regime as revised during Phases I and II of the TIR revision process, would therefore have to focus on the possibility of linking national Customs transit procedures via a standard electronic and/or paper-based data file containing all information of the TIR Carnet. The newly to be created electronic data file would need to be compatible with most if not all possible technical EDI solutions applied or yet to be applied in the Contracting Parties (TRANS/WP.30/190, para. 27).

The link between national Customs procedures and the transfer of data files should be possible via (a) international EDI systems, as is being done in the New Computerized Transit System (NCTS), (b) Smart Cards that could be filled-in and carried along by the transport operator as well as filled-in, read and validated by Customs authorities or (c) the present paper-based TIR Carnets, possibly supplemented by bar-code and TIR Carnet holder identification system (TRANS/WP.30/190, para. 28).

The Working Party was of the view that, whatever system is to be used, the approach taken in computerization of the TIR regime must be courageous and forward looking and should be able to accommodate all possible technological solutions likely to be implemented in the years ahead (TRANS/WP.30/190, para. 29).

In order to make solid progress in this complex field, the Working Party decided to follow established practice and to establish an ad hoc group of experts on the computerization of the TIR regime which should be composed of experts from interested countries and industry groups (TRANS/WP.30/190, para. 30).

The Working Party, at its ninety-sixth session, felt that the expert Group, after having highlighted weaknesses and limitations of the current system, should, in particular:

- identify the objectives, procedures and required resources for the computerization of the TIR procedure and determine the role of the various actors (secretariat, Governments, IRU, etc.) in this process;
- analyze all administrative and legal requirements relevant for the computerization of the TIR regime;
- study suitable technological solutions in this respect, and
- take account of experiences made with similar automated systems at the national as well as at subregional levels, such as the NCTS, with a view to preparing possible

alternative solutions and scenarios, specifying the benefits as well as the disadvantages of the various approaches (TRANS/WP.30/192, para. 37).

The ad hoc Expert Group (hereafter referred to as “Ad hoc Group”) met twice in 2001, on 19 February and on 21 June.

With regard to the objectives of the computerization process, the Ad hoc Group decided that those identified by the Working Party at its ninety-fifth session had kept their validity TRANS/WP.30/2001/13, paras. 13-14).

The Ad hoc Group reconsidered the fundamental approaches for computerization of the TIR procedure and agreed that, knowing that computerization of the TIR procedure was a continuing process, involving various stages of development, none of the options could be excluded for the time being. Efforts should be pursued at the national level to prepare the national Customs legislation for the acceptance of electronic data processing and interchange techniques and the electronic signature (TRANS/WP.30/2001/13, paras. 18-19).

The Ad hoc Group acknowledged that, regardless of the finally selected approach, from a legal point of view, the amount of changes to be made to the TIR Convention could be limited and that it would basically be sufficient to amend the Convention with either a definition of the TIR Carnet, that would include the use of portable electronic files or introduce one new article which would allow for the use of new technologies in general, including the acceptance of electronic signatures, leaving the existing text of the Convention as it stands. Special provisions dealing with the legal and technical specification of the accepted new technologies could be inserted into a separate, newly to be created Annex (TRANS/WP.30/2001/13, para. 23).

With regard to the role played by the various actors in the computerization process, the Ad hoc Group agreed that the computerization process would have consequences for the persons and organizations dealing with the issuance and organization and functioning of the guarantee system, as well as for Customs authorities, whose task it is to check and process the provided data and ensure the goods’ unaltered arrival at the Customs office of destination. In addition, the use of automated risk management would influence the work of Customs authorities and associations at the national level, as well as the work of the international organization, the insurers and the TIRExB. However, the Ad hoc Group felt that at that time it was not appropriate to pursue this subject, as it depended on a variety of, as yet unknown, factors (TRANS/WP.30/2001/13, paras. 26-27).

On the basis of the outcome of the work performed by the Ad hoc Group, the Working Party mandated the secretariat to convene meetings of special expert groups. These special groups should address the two major problems the Ad hoc Group had encountered in the pursuit of its work:

- To study the conceptual and technical aspects of the computerization process of the TIR Procedure, including the financial and administrative implications of its introduction, both at the national and at the international level, and prepare a draft of electronic messages to allow for an interchange of electronic data, nationally, between Contracting Parties and with international organizations;
- To study in detail the impact of the various approaches that had been identified by the Ad hoc Group on the existing legal text of the TIR Convention as well as the repercussions it could have on international private law, national administrative procedures and to draft a description of the role that the various actors (in particular: national associations, international organization, insurers and TIRExB) could play in the TIR Convention, once the paper-based system would be complemented and/or

replaced by a system functioning on the basis of the electronic interchange of information (TRANS/WP.30/2001/13, para. 31).

On the basis of this mandate, the Informal ad hoc Expert Group on Conceptual and Technical Aspects of Computerization of the TIR Procedure (hereafter referred to as "Expert Group"), at its first session, adopted its Terms of Reference, which stipulate that the Expert Group shall:

- List and analyse the data elements required for the operation of a TIR transport at the national and international level, as stipulated in the TIR Convention as well as in resolutions and recommendations, adopted by the Administrative Committee (in particular Annexes 1, 4, and 9 of the TIR Convention) and make an inventory of possible new features which could be included into the electronic version of the TIR procedure. On that basis, the group shall draw up flow charts, reflecting the actual and future stages of the TIR procedure. Within the context of its work, the group shall also study the use of standardized codes, ensuring a uniform understanding and interpretation of the data elements in the TIR Carnet.
- List and analyse the existing information and telecommunication systems and study to what extent the experiences gained at the national and international level can be included in the development of a computerized TIR procedure.
- Prepare conclusions with regard to the computerization of the TIR procedure, reflecting the results of the work under (a) and (b) and taking account of the financial implications they might have on the national and international level (TRANS/WP.30/2002/11, annex 1)

The Informal ad hoc Expert Group on the Legal Aspects of Computerization of the TIR Procedure shall:

- Study in detail the impact of the various approaches of the computerization process on the existing legal provisions of the TIR Convention as well as the repercussions it could have on national administrative procedures;
- Draft a description of the role the various actors (in particular: national association, international organization, insurers and TIRExB) could play in the TIR Convention, once the paper based system would be complemented and/or replaced by a system functioning on the basis of the electronic interchange of information (Terms of reference still to be adopted).
- Both informal ad hoc Expert Groups shall report to the Working Party on the progress of their work. At the completion of its work, each ad hoc Expert Group shall draw up a working document containing concrete proposals for further action, to be discussed and approved by the Working Party.

At its second meeting, the informal ad hoc Expert Group on Conceptual and Technical Aspects of Computerization of the TIR Procedure discussed at length the conceptual and hierarchical data models, describing the information contained in the TIR Carnet, but felt it could not reach agreement on any of them. Some experts questioned the usefulness of such complex models, whereas others expressed the view that they were not in a position to judge to what extent the models actually represented the structure of information in the current TIR Carnet. For these reasons, the Expert Group decided to revert to this matter at a later stage and mandated the secretariat to organize a meeting with some IT specialists to study which model is best suited for the purposes of the Expert Group. The Expert Group further welcomed the secretariat's proposal to use in the future the Unified Modelling Language-standard (UML) (ExG/COMP/2002/10, paras. 11 and 12).

At their meeting, which took place on 3 July 2003, the IT specialists held an extensive exchange of views on the suitability of the, UML based, UN/CEFACT Modelling Methodology (UMM) as a methodology to model business processes like the TIR procedure. As such, UMM provides a procedure for specifying, in an implementation-independent manner, business processes involving information exchange. Although the IT specialists noted that it could be worthwhile to study other methodologies, they recognized that the process of selecting a methodology is very complex and time consuming. They agreed that this work has already been done by the UN/CEFACT team in the elaboration of UMM and that UMM offers the necessary tools to describe the TIR business process, a uniform approach for the work of the Expert Group and a valuable base for future improvements in the TIR procedure. Seeing that the activities, undertaken by the Expert Group so far, fitted well into UMM, and that the approach endorsed by the Expert Group in the project overview was in line with the UMM, they invited the secretariat to prepare a first draft document for discussion by the Expert Group at its forthcoming meeting. The scope of the first phase of the work of the Expert Group being the analysis of the current system - the 'as-is' description of the TIR procedure - the IT specialists decided to limit this first document to the Business Domain Modelling, the first step in UMM. Furthermore, the IT specialists recommended having a full implementation of the methodology, including a first descriptive part describing the so-called 'vision' of the project. Moreover, they emphasized the necessity to adapt UMM, as it would be necessary with any other methodology, to the particulars of the TIR business process (ExG/COMP/2003/2, para. 6).

At its one-hundred-and-fifth session, the Working Party was informed orally of the progress made by the Expert Group at its third meeting, which took place on 1 and 2 September 2003 in Budapest. The Working Party endorsed the work undertaken by the Expert Group and took particular note of three issues, where the Expert Group had expressed that it needed further guidance from the Working Party. These issues were:

(a) the definition of the scope of the project, which had been formulated by the Working Party as being "the computerization of the TIR Procedure". The Expert Group felt that the Working Party should clarify in more detail what was meant exactly by this wording. Within this context, the Expert Group also noted that the term "TIR Procedure" was an undefined term, making it impossible to describe exactly the boundaries of the project;

(b) The description of the approach on how to achieve the computerization of the TIR Procedure. In view of political and technical developments, having taken place over the last few years, the Working Party was requested to provide a more detailed guidance to the Expert Group on which approach the computerization project should pursue;

(c) The title of the project. For practical reasons, the secretariat had proposed to refer in the future to the "eTIR Project" as a short name for the project to computerize the TIR Procedure. The Expert Group felt it was not in a position to decide on this issue and decided to refer the matter to the Working Party for further discussion (TRANS/WP.30/210, paras 27-31)

At its one-hundred-and-sixth session, the Working Party confirmed that:

(a) the final objective of the computerization of the TIR procedure encompasses the computerization of the whole TIR Carnet life cycle from distribution issuance and via the TIR transport to return and repository and that it should, ultimately be aimed at replacing the current paper TIR Carnet. The Working Party agreed that the process to achieve this objective may be challenging, requiring the input of considerable human and financial input, both at the international and the national level. Therefore, the Working Party agreed that a step-by-step approach seemed the only feasible alternative to achieve any tangible results in the near future. To that end, it mandated the secretariat, as a first

step, in cooperation with the Expert Group (a) to work out concrete proposals on how to exchange the so-called 'static' data-elements contained in the TIR Carnet (data elements which remain unchanged throughout the TIR Transport) between the competent authorities of Contracting Parties, possibly also including the data contained in the ITDBOnline as a preliminary step, (b) to conduct a feasibility study on the practicability of such proposals and, ultimately, (c) to propose a pilot along one of the major transit corridors to implement them.

The Working Party agreed that, as a next step, the integration of the so-called 'dynamic' data elements (data elements which may be amended or updated in the course of the TIR Transport) should be considered. Further steps should then address the issue of inclusion of additional features, such as security related information and advance cargo information.

Once these tangible steps had been achieved, the Expert Group could focus its attention on further, outstanding, issues in relation to the computerization of the TIR procedure.

(b) The Working Party agreed that the approach of the computerization process should, until further notice, be focused on the establishment of an international, centralized database, whose aim it should be to facilitate the secure exchange of data between national Customs systems. At a later stage, the sharing and exchange of data with other bodies concerned (such as TIRExB, international organizations, national associations and the international guarantee), should not be excluded.

(c) The Working Party agreed that the Project to Computerize the TIR Procedure could, in future, be referred to as "eTIR-project" (TRANS/WP.30/212, para. 26).

At its thirty-sixth session, the Administrative Committee was informed about progress made in the preparation of Phase III of the TIR revision process within the UNECE Working Party (WP.30) and its Ad hoc Group of Experts on Computerization of the TIR Procedure. The Committee endorsed the mandate given by the Working Party to the Informal Ad hoc Expert Group (a) to work out concrete proposals on how to exchange the so-called 'static' data elements contained in the TIR Carnet (data elements which remain unchanged throughout the TIR Transport) between the competent authorities of Contracting Parties, possibly also including the data contained in the ITDB Online as a preliminary step, (b) to conduct a feasibility study on the practicability of such proposals and, ultimately, (c) to propose a pilot along one of the major transit corridors to implement them. As a next step, the integration of the so-called 'dynamic' data elements (data elements which may be amended or updated in the course of the TIR Transport) should be considered. Further steps should then address the issue of inclusion of additional features, such as security and advance cargo information.

Once these tangible steps have been achieved, the Expert Group could focus its attention on further outstanding issues in relation to the computerization of the TIR procedure.

The Administrative Committee endorsed the opinion of the Working Party that the approach of the computerization process should, until further notice, be focused on the establishment of an international, centralized database, whose aim it should be to facilitate the secure exchange of data between national Customs systems. At a later stage, the sharing and exchange of data with other bodies concerned (such as TIRExB, international organizations, national associations and the international guarantee), should not be excluded.

The Administrative Committee endorsed the Working Party's decision that the Project to computerize the TIR Procedure could, in future, be referred to as "eTIR-project" (TRANS/WP.30/AC.2/73, paras 38–41).

At its sixth session, the Expert Group established that, with the exception of Chapters 1.1.7 and 1.1.8, it had completed its work on Chapter 1 of the Reference Model and that it would dedicate its future work to the remaining Chapters, unless new, as yet unknown, information would require a re-assessment of Chapter 1 (ExG/COMP/2004/24, para. 15).

At its one-hundred-and-tenth session, the Working Party took note that the first part of the work of the Expert Group, encompassing the description of the current TIR procedure, had been finalized (TRANS/WP.30/220, para. 30).

At its one-hundred and thirteenth session, the Working Party adopted document TRANS/WP.30/2005/32-TRANS/WP.30/AC.2/2005/18, containing Chapter 1 of the Reference Model for the eTIR Project, with the understanding that further chapters will be included at a later stage of the project, subject to approval by the Working Party, and that a number of points of the document will be updated to reflect recent developments and as the eTIR Project develops over time.

The Working Party was of the opinion that there was no reason to review the mandates and opinions provided, so far, by the relevant TIR bodies in the computerization process. The Working Party felt that the mandate should remain dynamic, thus providing full freedom to the Expert Group to analyze and develop its ideas on a technical level and to take into account technical innovations that could be advantageous for the development of the project.

The Working Party confirmed that the eTIR Project should evolve around the establishment of an international centralized database in order to facilitate the secure exchange of data between national Customs systems. Furthermore, Contracting Parties agreed that the management of data on guarantees, once the guarantor had issued a guarantee to an operator, should lie with Customs (ECE/TRANS/WP.30/226, paras. 34, 35 and 41).

At its forty-second session, the Administrative Committee considered document ECE/TRANS/WP.30/AC.2/2006/13, containing an overview of the mandates and opinions provided, so far, by the relevant TIR bodies in the computerization process. The Administrative Committee noted the concerns of some Contracting Parties with regard to the legal and financial aspects linked to the introduction of the eTIR system and the differences in technological development between countries, which might lead to possible complications and delays at the time of implementation at the national level. The Committee also noted the concerns by the international organization and its member associations with regard to their role in the eTIR system. The Administrative Committee stressed that the eTIR system should meet the requirements of all Contracting Parties to the Convention. The Committee decided to include in the guidelines for the computerization of the TIR system the part of the statement of the UNECE Executive Secretary at the opening of the present session referring to the computerization of the TIR system. The Committee endorsed the document and the following list of guidelines:

- Maintenance of the basic philosophy and structure of the TIR procedure, safeguarding and, possibly, strengthening the provisions of the TIR Convention, particularly those prepared under Phases I and II of the TIR revision process (TRANS/WP.30/194, para. 36);

- Computerization of the whole TIR Carnet life cycle from distribution, issuance and via the TIR transport to return and repository, aimed at, ultimately, replacing the current paper TIR Carnet (TRANS/WP.30/212, para. 26);
- The establishment of an international, centralized database, the aim of which should be to facilitate the secure exchange of data between national Customs systems (TRANS/WP.30/212, para. 26);
- The management by Customs of data on guarantees, once the guarantor has issued a guarantee to an operator (ECE/TRANS/WP.30/226, para. 41);
- The development of the eTIR system, which connects existing and future Customs IT systems, should be realized with an appropriate level of connectivity with the existing TIR related IT systems (ECE/TRANS/WP.30/AC.2/85, para. 38).

At its one-hundred-and-seventeenth session, the Working Party considered document ECE/TRANS/WP.30/2007/16-ECE/TRANS/WP.30/AC.2/2007/15, submitted by the secretariat, containing Chapter 2 of the eTIR Reference Model and adopted the document, subject to the deletion of the asterisks and corresponding footnotes in Chapter 2.1.2.2.3. and 2.1.2.4.2. The Working Party decided that the adopted Chapter 2 could be revised at any time (see ECE/TRANS/WP.30/234, para. 22). The Administrative Committee, at its forty-fourth session, endorsed the Working Party's decision (see ECE/TRANS/WP.30/AC.2/91, para. 19).

At its 116th session, the Working Party requested the Informal Ad hoc Group on Conceptual and Technical aspects of Computerization of the TIR Procedure (further referred to as "the Expert Group") to start working on Chapter 3 of the Reference Model, dedicated to the analysis of the e-Business-Requirements as contained in Chapter 2 (see ECE/TRANS/WP.30/232, paragraph 32).

At its thirteenth session, the Expert Group welcomed a first draft of Chapter 3 of the Reference Model as contained in document ECE/TRANS/WP.30/GE.1/2007/13. After an in-depth discussion, the Expert Group mandated the secretariat to align draft Chapter 3 with its findings, to propose data elements and a structure for the identified electronic messages and to draft the fall-back scenarios sequence diagram, for consideration at its next meeting (ECE/TRANS/WP.30/GE.1/2007/16, paras. 7-9).

At its fourteenth session, the Expert Group welcomed the revised Chapter 3, contained in document ECE/TRANS/WP.30/GE.1/2007/13 Rev.1 as well as the proposals for additional security elements in Informal Document GE.1 No.2 (2008). It reviewed the draft fall-back scenarios and the messages. It also mandated the secretariat to align Chapter 3 with its findings, to propose code lists for messages and to amend the class diagrams and messages with security data elements in a revised Chapter 3, for consideration at its next meeting (ECE/TRANS/WP.30/GE.1/2008/3, paras. 8-9).

At its fifteenth session, the Expert Group mandated the secretariat to organize a drafting group whose task would be to finalize the draft of Chapter 3, taking into account the findings of the Expert Group. At the kind invitation of Serbian Customs, the drafting group met in Belgrade on 28-29 January 2009. The drafting group reviewed each and every UML diagram, revisited the fall-back procedure and revised the messages. It provided the secretariat with clear instructions on how to further revise document ECE/TRANS/WP.30/GE.1/2007/13 Rev.2.

At its 121th session, the Working Party considered document ECE/TRANS/WP.30/2008/8/Rev.2, containing clarifications on the method of submission of the Customs declaration as described in Chapter II of the eTIR Reference Model, prepared by the secretariat on instructions from GE.1 at its fifteenth session. There was general consensus that the document provided the necessary clarifications. At the request of

the Working Party, these clarifications will be added as Annex to the eTIR Reference Model (See ECE/TRANS/WP.30/242, paragraph 27).¹

At its sixteenth session, the Expert Group revised documents ECE/TRANS/WP.30/GE.1/2007/13 Rev.3, ECE/TRANS/WP.30/GE.1/2009/3 and informal document GE.1 No. 1(2009), containing the various parts composing Chapter 3 of the Reference Model. It also requested experts to provide further inputs to the secretariat after the meeting and before a new revision of Chapter 3 would be issued.

At its 122nd session, the Working Party was informed that GE.1 was of the firm opinion that the so-called “push approach was the only viable solution to ensure that the information exchange with and within the eTIR international system takes place in real time. Only the “push” approach would allow that information is sent in real time from one system to another with a direct and traceable acknowledgement of receipt. The Working Party endorsed this opinion, thus ensuring that the information sent in real by the Customs office of departure, after it has accepted the Customs declaration, will be duly acknowledged upon receipt of the advance cargo information, by all Customs authorities involved in the TIR transport (See ECE/TRANS/WP.30/244, paragraph 28).

At its seventeenth session, the Expert Group welcomed the final version of Chapter 3 of the eTIR Reference Model, contained in document ECE/TRANS/WP.30/GE.1/2010/2, and took note of the amendments brought to the messages thanks to the kind assistance of Mr. Hans Greven from the Dutch Customs authorities, thus ensuring full alignment with version 3 of the WCO transit data model.

On the basis of document ECE/TRANS/WP.30/GE.1/2010/2 and the assistance of Dutch Customs, the secretariat prepared the version of chapter 3 contained in this document. It contains a few additional amendments, mainly those presented in Chapter 3.2.7, introduced to solve issues unveiled while preparing Chapter 4 of the reference model.

b. Introduction to the reference model

Just as it is not possible to build a decent and secure house without a proper plan, which has been drawn up by a qualified architect, it is not possible to computerize a system without first designing the necessary models, outlining all the elements and procedures of which it consists. And just as the construction of a small garden shed does not require the same planning as the construction of a hundred storey high commercial building, different systems will require different modelling techniques, in function of their aim and complexity.²

This document contains the full description of the TIR Procedure Computerization Project.

The business process modelling methodology applied to draw up this document is based on the UN/CEFACT Modelling Methodology (UMM). UMM in its turn is based on the Unified Modelling Language (UML) from the Object Management Group (OMG) and is derived from the Rational Unified Process (RUP) developed by Rational Corporation. As such, UMM provides a procedure for specifying/modelling business processes in a protocol-neutral, implementation-independent way.

Business Modelling provides a formalized way to describe how the TIR procedure operates and thus enables a common understanding of its key features and requirements. It

¹ See Annex VI.

² See also IS architecture artistry. G. Gage, IDG Communication Publication, July 1991.

can be used as a tool to provide a range of e-business solutions covering all or part of the TIR procedure and based on a variety of technologies. The models also facilitate the detection of opportunities for simplification and harmonization.

This document is first intended to facilitate the work of the Informal ad hoc Expert Group on Conceptual and Technical Aspects of Computerization of the TIR Procedure and to provide modelling support. In addition, it should facilitate the future work to be undertaken by the Informal ad hoc Expert Group on Legal Aspects of Computerization of the TIR Procedure. The final version of the Reference Model will be submitted to the Working Party on Customs Questions affecting Transport (WP.30) and the Administrative Committee for the TIR Convention (AC.2) for endorsement as well as being a reference for any future work in the eTIR Project. In addition, every single chapter of the Reference Model will, upon completion, be submitted for endorsement to the WP.30 (see Table 0.3).

b.1. Phases and Workflows

According to Rational Unified Process and UMM, every project passes through a series of standard phases. The phases are inception, elaboration, construction and transition. For each phase, a number of workflows is required. The workflows identified for computerization projects are: Business Domain Modelling, e-Business requirements, Analysis, Design, Implementation, Test and Deployment. The UMM focuses on the inception and elaboration phases and limits itself to the first four workflows, not encompassing the Implementation, Test and Deployment workflows. The description of the work during every phase, indication the main or 'high-level' activities, is shown in Table 0.1.

Table 0.1

Activities associated with each phase

Phase	High-level activities
Inception	<ul style="list-style-type: none"> ○ Idea is conceived, and initially documented using the UMM. ○ Main workflows are: 1) Business Domain Modelling, and 2) e-Business requirements.
Elaboration	<ul style="list-style-type: none"> ○ Idea is further refined and expanded ○ Main workflows are: 1) Analysis, and 2) Design ○ The outcome – deliverables – is compared with the already defined models, requirements and references contained in the 'repository' ○ New models or enhancements to existing models are incorporated into the repository
Construction	<ul style="list-style-type: none"> ○ Messages are designed ○ Software development ○ Main workflows are: 1) Implementation, 2) Testing, and 3) Deployment
Transition	<ul style="list-style-type: none"> ○ Testing ○ Main workflow is Deployment

In the Inception and Elaboration phases, the UMM concentrates on workflows needed to understand the business needs to produce business scenarios, business objects and areas of business collaboration. They are:

- Business Domain Modelling
- e-Business requirements
- Analysis
- Design

Within each of these workflows a set of deliverables is produced (see Table 0.2). The whole process is iterative so that additions and changes can be validated and incorporated into any of the workflows as they are discovered. Additions and changes should be a natural result of maintenance and enhancement.

Table 0.2
Deliverables

<i>Deliverables</i>	<i>Business Domain Modelling Workflow</i>	<i>e-Business requirements Workflow</i>	<i>Analysis Workflow</i>	<i>Design Workflow</i>
Package diagram	x			
Class diagram	x	x	x	x
Use case description	x	x	x	
Use case diagram	x	x	x	x
Sequence diagram			x	x
Collaboration diagram			x	x
Statechart (state machine) diagram			x	x
Activity diagram	x	x	x	x
Component diagram				x
Deployment diagram				x
Requirements list	x	x	x	
Glossary	x	x	x	

Every workflow focuses on specific aspects of the project. The Business Domain Modelling describes the scope of the project within the whole system, enabling a common understanding of the functioning of the current TIR procedure – the “as-is” situation – to all ‘stakeholders’ and defines the high-level business requirements. The e-Business requirements workflow captures the detailed user requirements in the computerized environment to be developed and further elaborates the use cases described in the previous phase of the work. The third workflow, the Analysis, translates the requirements identified in earlier phases into specifications that can be followed by software developers and message designers. Finally, in the Design workflow, the specification devised during the Analysis workflow will be used to develop the messages and the collaborations required to exchange these messages.

Each and every workflow will be terminated by a formal validation by the relevant bodies.

b.2. Step by step approach applied to the UMM

At its one-hundred-and-sixth session, the Working Party agreed that, in the light of the complexity of the project and in order to achieve tangible results in the near future, a step-by step approach was the only feasible way to address the eTIR Project.

As stated in the introduction to Chapter b, the UMM methodology is mainly based upon the Rational Unified Process (RUP), which originally has been used in the field of software engineering. The eTIR Project, although not being a software engineering project, nevertheless is confronted with many similar problems with regard to the complexity of the issues at stake. In order to address complex problems, software engineers usually issue a first version of a software, tackling the main issues. With every new release, they add functionalities to the software with a view to advance towards reaching the final objectives of the project.

In the eTIR project, the various steps to be undertaken to achieve results in the project may be considered as being equivalent to the various releases of software. Therefore (and in accordance with the RUP), every single step, after it has been clearly defined, will be considered as a specific sub-project and will have to pass through all phases of a project lifecycle. All sub-projects share the same final objectives but each individual sub-project contains different elements to achieve them.

b.3. Structure and updating of the document

The underlying document follows the methodology and structure presented above. The four main chapters correspond to the four workflows of the Inception and Elaboration phases. In addition, a number of annexes also forms part of the present Reference Model.

The requirements list and the glossary (TIR glossary) are two key cross-reference documents which are used throughout the process to ensure that all business requirements, terms, and definitions are recorded. These two documents are maintained as and recorded in Annexes 1 and 2 respectively.

Annex 3 contains the data elements records.

Annex 4 contains a UML Symbols Glossary, describing the specific terms and symbols of the language to allow non-UML literates to understand the numerous diagrams contained in this document.

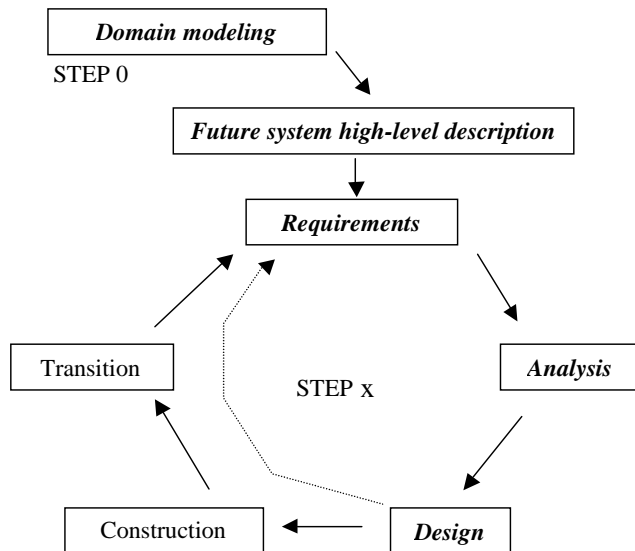
Annex 5 contains a UMM/UML Glossary, describing the specific terms used by the UMM methodology.

Annexes 6 and 7 contain the lists of, respectively, figures and tables contained in underlying document.

In Annex 8 the reader can find all references to the documents used to elaborate this document.

The Reference Model will contain the results of each work phase, in line with the description in Chapter b.1. and in accordance with the decisions by the Expert Group. In view of the step-by-step approach, described in Chapter b.2., the Reference Model will be amended by means of an iterative process, as shown in Figure 0.1.

Figure 0.1
Step-by-step iterative approach of UMM



Because UMM does not go beyond the design phase of projects, the actual construction and transition phases are beyond the scope of the eTIR Project. Thus, the Expert Group can already start drafting the requirements of the next step before the previous step will actually be in production (see dashed line in Figure 0.1.).

A step-by-step approach can only be successful if all steps, necessary to achieve the final goal, are well defined before starting the actual work. Therefore, the introduction to Chapter 2 contains the description of the different steps of the project and explains how these steps will complement each other in order to achieve the overall objectives of the eTIR Project.

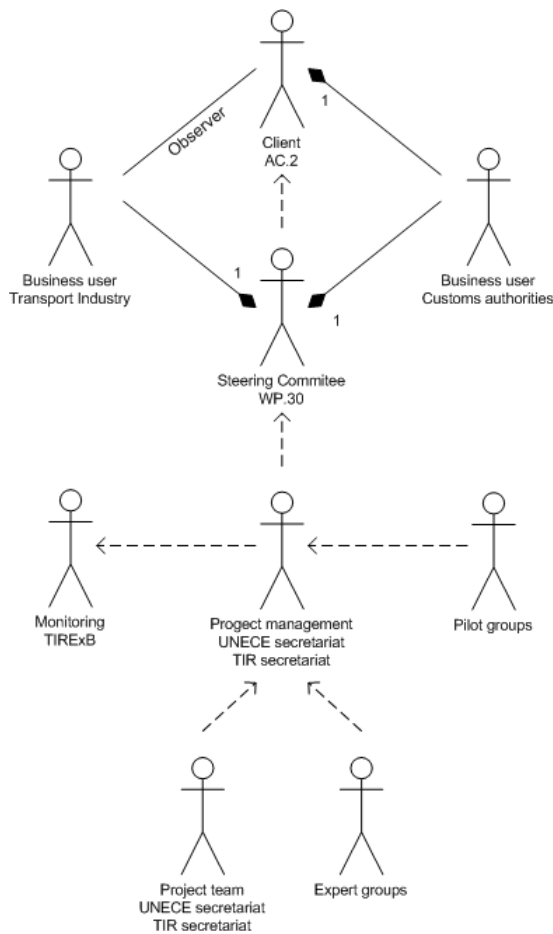
In addition, some chapters or annexes may be added in the future to reflect the specificities of the TIR Procedure Computerization Project.

Moreover, the existing systems identified during the domain modelling phase will have to be taken into account during the Analysis and Design phases of every step to avoid superfluous or incompatible developments. It is important to recall that the eTIR project is not a so-called “Greenfield” project.

b.4. Stakeholders responsibility chart

The computerization of the TIR Procedure is a project involving numerous stakeholders. Most of them have specific roles to play in the project and they are interdependent. Figure 0.2 shows the roles of the stakeholders and dependencies between them; dependency arrows also indicate the reporting directions, in other words, who reports to whom.

Figure 0.2
Stakeholders responsibility chart



b.5. Review and validation status

The table below presents the revisions and the validation dates for the various parts and versions of the reference model.

Table 0.3
Review and validation status

	Version	Validated by ... on ... ³		
		COMP ⁴	WP.30 ⁵	AC.2 ⁶
REFERENCE MODEL				
1. BUSINESS DOMAIN MODELLING	1.5a	27/5/2005	31/5/2006	
	1.6a	29/1/2007	13/6/2007	
	3.0a			
1.1 Vision	1.2	2/3/2004		
	1.5a	27/5/2005		
1.2 TIR procedure domain	1.2	2/3/2004		
	1.4a	27/10/2004		
1.3 TIR Carnet life cycle use cases	1.2	2/3/2004		
	1.4a	27/10/2004		
1.4 Elaborate the use cases	1.4a	27/10/2004		
1.5 Entity classes	1.0	2/9/2003		
	1.4a	27/10/2004		
1.6 High-level class diagram	1.4a	27/10/2004		
2. E-BUSINESS REQUIREMENTS	2.0a	12/6/2007	26/9/2007	27/9/2007
	2.1a	11/4/2008		
	3.0a			
3. ANALYSIS WORKFLOW	3.0a			
4. DESIGN WORKFLOW				

³ This table contains the dates on which the various versions of parts of the reference model have been validated (endorsed) by the different groups. The cells in grey indicate that endorsement by that specific group is not required.

⁴ Informal ad hoc Expert Group on Conceptual and Technical Aspects of Computerization of the TIR Procedure.

⁵ Working Party on Customs Questions affecting Transport.

⁶ Administrative Committee for the TIR Convention, 1975.

1. Business domain modelling

The purpose of the Business Domain Modelling workflow is:

- To present the scope of the project;
- To understand the structure and dynamics of processes within the current TIR procedure;
- To ensure that all stakeholders involved have a common understanding of the current TIR procedure;
- To understand the daily business in the TIR procedure, without reference to an electronic solution;
- To formulate the high-level business requirements which will serve as a basis for a subsequent detailed analysis.

In an international project such as the computerization of the TIR procedure, it is absolutely indispensable that every stakeholder involved has a common vision of the project. Therefore, the first part of the Business Domain Modelling describes this vision in light of the background and the mandates given to the various groups involved.

Once the vision is clearly defined, the high-level analysis of the TIR procedure domain can be undertaken, followed by a more detailed analysis enabling a deeper understanding of the functioning of the TIR procedure. To this end, the domain is divided into areas and a use case analysis is drawn up for each area of interest. Already at this level some areas will be left aside because they are not part of the scope of the project. The requirements list and the TIR glossary are also filled-in accordingly. The list of entity classes and the high-level class diagram, established during this workflow, contribute to the development of the TIR glossary.

Deliverables from the Business Domain Model workflow include:

- Scope of the Business Domain and the boundaries of the project;
- Business Domain use case diagram with its description and business domain activity diagram;
- Use case diagram, use case description and activity diagram for each area;
- TIR entity classes, definitions and a high-level class diagram;
- List of business requirements (including non-functional requirements);
- TIR glossary.

1.1 Vision

This first part of the work aims at reaching agreement on the objectives, the business needs and the scope of the business domain. This also involves identifying the business opportunities and specifying the boundaries of the business domain being modelled.

1.1.1 Project title and abbreviation

The title given by the WP.30 to the project is:

TIR Procedure Computerization Project

The abbreviation used for the project is:

*eTIR***1.1.2 Objectives**

This chapter gives a brief description of the purpose of the project.

The final objectives of the eTIR Project are:

- Integrating the computerized TIR procedure in the overall process of technological development in international transport, trade and Customs procedures:
 - Simple and cost effective data capture and data transmission;
 - Facilitation of global intermodal application of the TIR Procedure;
 - Real time exchange of information among actors.
- Improving the efficiency and quality of the TIR procedure:
 - Reduction of processing times at border crossings and final destination;
 - Increased efficiency of internal administrative and control procedures;
 - Increased accuracy and reduction of errors;
 - Reduction of costs;
 - Progressive replacement of paper TIR Carnet;
 - Full use of international standard codes in order to eliminate language barriers;
 - Availability of advance cargo information.
- Reducing the risk of fraud and improving security:
 - Automatic generation of data for risk assessment;
 - Facility to implement early-warning system;
 - Easy access to information for control and risk management purposes.

1.1.3 Boundary of the eTIR Project

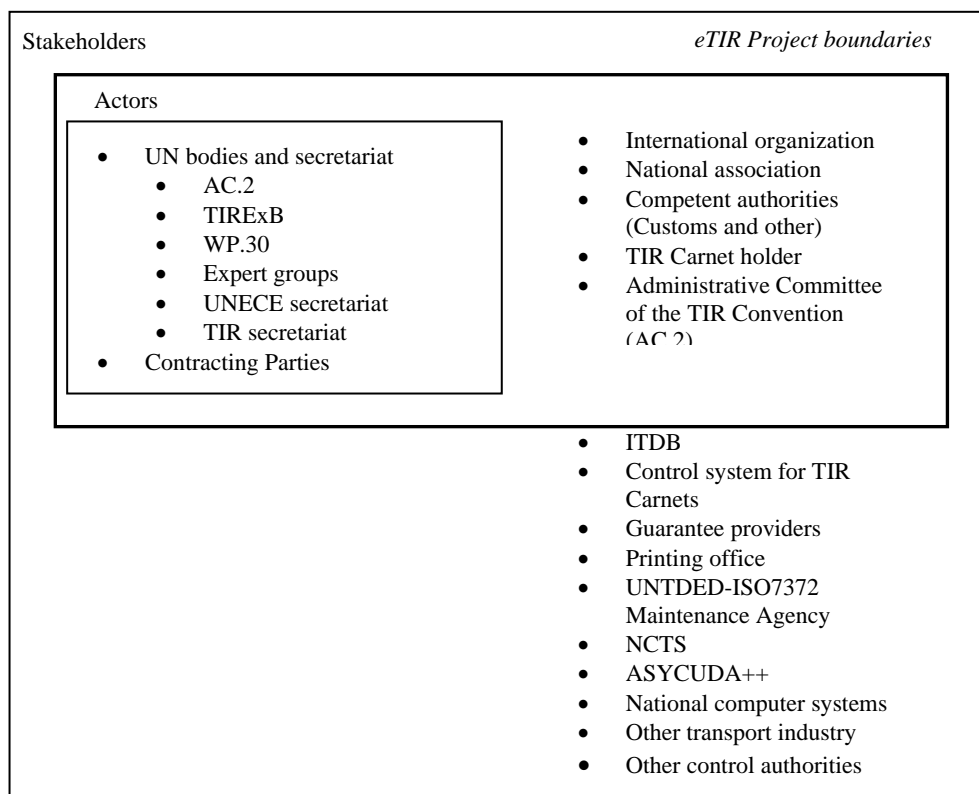
The final objective of the eTIR project encompasses the computerization of the whole TIR Carnet life cycle (from issuance and distribution via the TIR transport to return and repository) and is ultimately aimed at replacing the current paper TIR Carnet. However, the eTIR Project will inevitably have repercussions on other parts of the TIR Procedure. Therefore, it is important to identify the boundaries of the project in order to realize the full impact the project may have and to ensure that the views of all stakeholders are taken into due account. The boundaries are defined along two axes: stakeholders and information

1.1.3.1 Stakeholders

A stakeholder is defined as someone (or something) who is materially affected by the outcome of the system but may or may not be an actor of the system. Actors are stakeholders who are involved in the specific project as users and are thus part of the Reference Model. Stakeholders inside the boundary of the system are involved in the project as active participants in the work and/or members of decision-making bodies; those outside the boundary may participate in meeting to ensure any future compatibility where necessary.

Figure 1.1 shows the stakeholders inside and outside the boundaries of the project and emphasises those who are also actors.

Figure 1.1
Stakeholders and actors



1.1.3.2 Information

The data elements inside the boundaries have already been identified and are listed in Annex 3 of the Reference Model (source: the report of the Second meeting of the Expert Group (ExG/COMP/2002/10, Annex 4)). These data elements reflect the information contained in the current, paper-based, TIR carnet and provide the basis for the elaboration of a minimal set of data to be computerized. However, this set may need to be further amended in the course of the project, when the Group addresses other issues, such as, for example, security.

1.1.4 Business Opportunity and Problem Statement

This section describes the initial considerations with regard to the development of the eTIR project. A complete vision for the future system is presented in Chapter 2.1 of this document.

1.1.4.1 Technological developments in international transport, trade and Customs procedures

The extremely rapid technological developments in Internet applications, world-wide wireless communication systems and smart card technologies have led to simple and cost effective data transmission possibilities on a world-wide level with increasingly secure authentication procedures. These technologies have and increasingly will affect profoundly the way and means how international transport and trade operations as well as Customs procedures are carried out.

EDI technologies are today used by all major freight forwarding companies and by many road transport companies engaged in international transport. Also Customs

authorities increasingly use these technologies to enhance efficiency of internal administrative and control mechanisms and to improve service quality at border crossing points.

The reasons for such rapid introduction of EDI technologies – unthinkable only five years ago – are cost benefits and the superior service quality in terms of accuracy, speed, tracing, controlling, billing and other value-added features which are associated with the use of these computer-based technologies. Traditional paper-based documents and procedures no longer fit into such an environment unless they are accompanied or supported by computer readable data files. Any modern international Customs transit system with the objective of facilitating international transport and trade simply cannot ignore these rapid developments.

1.1.4.2 Efficiency of the TIR Customs transit procedure

Freight forwarding and transport companies as well as Customs authorities constantly have to improve the efficiency of their operations and to increase service quality. This will become increasingly important since international goods transport, particular road transport, is forecast to increase considerably in the coming years, also along the East-West European transport corridors (European Union – Russian Federation, CIS countries and beyond) and on the Southeast-European axis (European Union – Turkey –Iran (Islamic Republic)/Middle East). These trends, together with the tremendous growth of smaller and time-sensitive shipments, will substantially increase the volume of international shipments and thus the workload of Customs authorities. At the same time the resources allocated to Customs services, both in terms of manpower and installations, are decreasing in many countries.

Statistics show that there exist no alternatives to the TIR Customs transit procedure for international road transport. In 2000 more than 500,000 TIR operations were terminated in the Russian Federation. The CIS countries alone accounted for more than half a million of TIR Carnets issued. Bulgaria, Iran (Islamic Republic of), Romania and Turkey also issued more than 900,000 TIR Carnets to their transport operators in 2000. Even with the extension of the Community and Common Transit Systems to the EU accession countries in the coming years, the use of the TIR procedure will probably further increase, particularly once the countries in the Middle East, Northern Africa and Asia apply fully the TIR procedure and China accedes to the TIR Convention.

Thus, the TIR Customs transit regime will remain the backbone for efficient international road transport at the pan-European level and it seems thus indispensable to adapt it to the already existing and emerging needs of the transport industry and the Customs authorities involved.

In the 1970's, when the paper-based TIR Carnet was introduced in its present form, it not only provided proof of the required guarantee coverage, but it also constituted the administrative basis for further trade facilitation as well as effective Customs administration and control of transit operations. Today the TIR Carnet has lost this role to a large extent (apart from the fact that it is no longer in line with the format and layout of modern trade documents as recommended in the UN Layout key). In fact, there are even situations where the use of the TIR Carnet interferes with the concept of effective Customs transit administration and control, as the information contained in the TIR Carnets is often no longer used directly by Customs authorities, but has to be inserted manually into the various national computer systems which are increasingly used by Customs authorities. In some cases the white and green vouchers in the TIR Carnet are no longer used for Customs control, even though they still have to be filled-in by TIR Carnet holders. Apart from the risk of errors during repetitive data entry (ironically this had been one of the major advantages of the TIR Carnet replacing national Customs documents) these manual

procedures are time-consuming and require resources which Customs authorities should use more effectively for other purposes.

The TIR Carnet also seems to become a burden for TIR Carnet holders as it is difficult, expensive and time-consuming to be filled-in and requires tailor-made software and hardware solutions, while multiple data entries in the TIR Carnet vouchers are often no longer needed for Customs control purposes (see above). Furthermore, the use of TIR Carnets results in millions of physical handling and shipment operations between a centralized printer and the IRU in Switzerland, between national associations and TIR transport operators in more than 40 countries and vice versa, until their final storage at the IRU premises in Switzerland. All these physical movements are a potential source for errors and fraud. They also are reflected in the costs of TIR Carnets, not to mention those incurred by the international EDI Carnet control system.

In terms of Customs efficiency, the paper-based TIR Carnet therefore has already and will increasingly become the weakest link in the TIR transport chain, unless it is complemented and ultimately replaced by electronic procedures. The introduction of new Customs procedures, such as the New Computerized Transit System (NCTS), client-oriented automated Customs declarations systems already available or being installed in virtually all major ports and airports or the electronic Customs procedures applicable for land transport in North America support this view.

Experience shows that automated Customs transit systems do not only reduce processing times at border crossing and final destination, but also allow Customs authorities to offer value-added services to transport operators and freight forwarders, such as on-line information on the status of transit operations. There is no reason why only the road transport industry should not be allowed to benefit from the possibilities of modern technologies in dealing with Customs authorities.

1.1.4.3 The fight against fraudulent activities

The fight against misuse of Customs transit systems is of utmost importance to all parties, as the facilities of these procedures can only be granted if Customs duties and taxes at risk are not jeopardized or can be easily recovered in case of misuse.

In contrast to its modest origins, Customs transit systems involve today thousands of operations every day. In such an environment, individual and manual processing and control of documentation by Customs officers, as in the past, has become ineffective and is no longer possible without causing long delays. The visual checking of paper-based documents, Customs stamps, ID-numbers, etc. must be complemented and/or replaced by automated systems which can verify authenticity of persons and data (documents) and automatically generate data for risk assessment of sensitive cargoes, destinations, etc. Effective risk management systems with the capability to act in anticipation of emerging problems are not only indispensable at the national level (Customs authorities and national associations), but, as a result of the centralized TIR guarantee system and the increase in international organized crime, also at the international level (international insurers, IRU, TIR Executive Board (TIRExB)). The revised TIR Convention (Phase I) has provided the legal and administrative means to establish such a coordinated approach and modern EDI technologies allow its efficient functioning.

The IRU, acting in accordance with Article 6 of the TIR Convention, maintains data banks with commercial information of their member associations and on the TIR Carnet users as well as information on stolen, misused or otherwise risk-prone TIR Carnets. By means of the SafeTIR system, the IRU also obtains from Customs authorities on-line information on terminated TIR Carnets covering more than 80 per cent of all TIR transports.

The international insurers certainly also have detailed information available on all Customs claims lodged in the framework of the TIR Convention which should comprise information on the reasons for such claims, countries, operators and types of goods involved as well as the amount of duties and taxes thereon.

The TIRExB, as a governmental organ, also has detailed information on all TIR Carnet holders as well as on their status (authorized, excluded or withdrawn). It also has detailed information on approved Customs seals and stamps as well as on the numerous legal arrangements made between national associations and Customs authorities in the Contracting Parties to the Convention.

Some of this information is already today available to Customs authorities or to the private sector, but no concerted efforts have yet been made to share or combine this information neither at the national and international levels nor between these levels. With a view to enhancing pro-active risk management capabilities by Customs authorities, private associations and the international guarantee providers of the TIR system, it seems therefore indispensable that Customs enforcement authorities, the TIRExB as well as the international TIR guarantee providers pool their knowledge and data. In line with national data protection laws, such information could, in the future, be made available on-line and on the basis of well-defined criteria. An integrated information system would not only provide for systematic information about trends in criminal activities, but could also allow automated risk assessment on a case by case basis, thus speeding-up border crossing and termination procedures for the very large majority of transport operators (TRANS/WP.30/2001/5, paras. 15-30).

The Expert Group, when validating the Business Opportunity and Problem Statement at its fourth session on 1-2 March 2004, fully recognized the fact that the statement as reflected in underlying Chapter should be judged and analyzed within the context of its historical setting. In 2001, when identifying the existing problems and formulating the challenges/opportunities ahead in the field of computerization of the TIR Procedure, the Ad Hoc Expert Group on Computerization was not in a position to judge a number of developments which would take place in the course of time, which would put some of the issues raised in a different light. In particular, the Expert Group stressed that major achievements had already been obtained with regard to the implementation of a control system for TIR Carnets, where considerable concerted efforts had been undertaken by Customs authorities and the private sector to exchange and share information.

1.1.5 References

References are contained in Annex IX of the Reference Model.

1.1.6 Scope of the project

The scope of the project is to allow for the use of electronic data interchange in the so-called "TIR Carnet life cycle" without changing its basic philosophy.

The following elements of the TIR procedure are inside the scope of the project:

- TIR Carnet life cycle:
 - Issuance and distribution of TIR Carnets;
 - TIR Transport;
 - Return and repository of the TIR Carnets;

The following elements of the TIR procedure are outside the scope of the project:

- Approval of the guarantee chain;
- Approval of the association;
- Approval of transport operators;
- Approval of vehicles;
- Management of a control system for TIR Carnets (Annex 10 of the TIR Convention);
- Administration of the TIR Convention;
- Organization and functioning of the guarantee system.

When outlining the contents of the eTIR Project, the WP.30 and the Expert Group have already identified a number of tasks which shall be included. The key statements are reproduced here after:

- Analysis of the actual and future functioning of the TIR procedure (TRANS/WP.30/2002/5; ExG/COMP/2002/7);
- Development of a standard set of messages allowing for an effective communication between parties involved (ExG/COMP/2002/5);
- Preparation of the required amendments to the TIR Convention (TRANS/WP.30/2002/5; ExG/COMP/2002/7);
- Description of roles and responsibilities of all actors involved in an electronic environment (TRANS/WP.30/2002/7);
- Estimation of the costs generated by a computerized environment (cost/benefit analysis) (TRANS/WP.30/2002/5; ExG/COMP/2002/7);
- Inventory of impact on national administrative procedures and national infrastructure (TRANS/WP.30/2002/7);
- Step-by-step approach to achieve tangible results in the computerization of the TIR procedure (TRANS/WP.30/212);
- Establishment of an international centralized database (TRANS/WP.30/212);
- Management by Customs of data on guarantees, once the guarantor has issued a guarantee to an operator (ECE/TRANS/WP.30/226).

1.1.7 Constraints

This Chapter describes which issues of a technical, political, economical or other nature have to be taken into account when designing and describing the eTIR Project. Some such issues may limit the possibilities for the project, whereas others may represent dependencies or even create opportunities.

The Requirement List of Annex I specifies how each of these constraints has to be addressed.

1.1.7.1 Technical constraints

- Data protection
- Security
- Compatibility, interoperability or interfacing with the following projects
 - NCTS

- National Customs systems
- SafeTIR/Cutewise
- ITDB
- ASYCUDA, ASYCUDA ⁺⁺, ASYCUDA WORLD
- UNTDED/ISO7372
- UNeDocs (project)
- WCO data sets and data model
- A complete migration overnight towards a computerized environment is not realistic (a step by step implementation is required).
- Use only future-proof systems and standards
- Character set and coding management

1.1.7.2 Political/legal constraints

- The TIR Convention should be changed as little as possible.
- Certain Contracting Parties may not want to directly exchange information with other Contracting Parties.
- The computerisation should not result in the exclusion of Contracting Parties from the TIR system.
- Data protection laws (e.g. business secrecy, privacy of physical persons law, governmental data protection)
- It may be a legal requirement that the national language of the country of departure is used.

1.1.7.3 Financial / Economic constraints

- Limited resources available at the national and international level, both at the private and the public sector.
- Budgeting procedure might take up to 50 months in certain countries. National investments should be planned long in advance.
- Financial support necessity

1.1.7.4 Other constraints

- Prioritisation and timing
- IT knowledge in countries (human constraints)

1.1.8 Stakeholders' needs

1.1.8.1 Needs of Customs administrations

Functional needs of Customs

- Real time information
- Advance cargo information
- International Guarantee management for Customs

- International validation of the authorisation of the TIR Carnet holders against the ITDB (Authorisation, Withdrawal, ...)
- Reports with statistical information
- Status of the TIR transport to be available

Functional needs of guarantors (in the view of Customs)

- Termination notification
- Discharge notification
- Status of the TIR transport to be available

Functional needs of the private sector (in the view of Customs)

- Status of the TIR transport to be available

Additional data needs for Customs

- Consignee
- EU: need of consignor data

1.1.8.2 Needs of the transport industry

- Keep the TIR System accessible for new Contracting Parties and small transporters meeting the requirements of Annex 9;
- Ensure the TIR system to be easy to use and competitive in comparison with another means of guaranteeing the delivery of goods to customs office of destination;
- Develop standardized instructions for all the participants of the TIR System with the aim to eliminate disconnected actions and human element causing mistakes while working with the system;
- Facilitate the movement of goods through faster and more standardized Customs procedures;
- Reduce the risk of providing the guarantee by rapidly securing termination and making data timely and available 100%;
- Quickly identify and eliminate from the system those who perpetrate fraud;
- Safeguard data from unauthorized access and occasional damage or loss;
- Increase the level of transparency and confidence between the industry and competent authorities.
- Standard declaration mechanism
- Status of the TIR transport to be available

1.2 TIR procedure domain

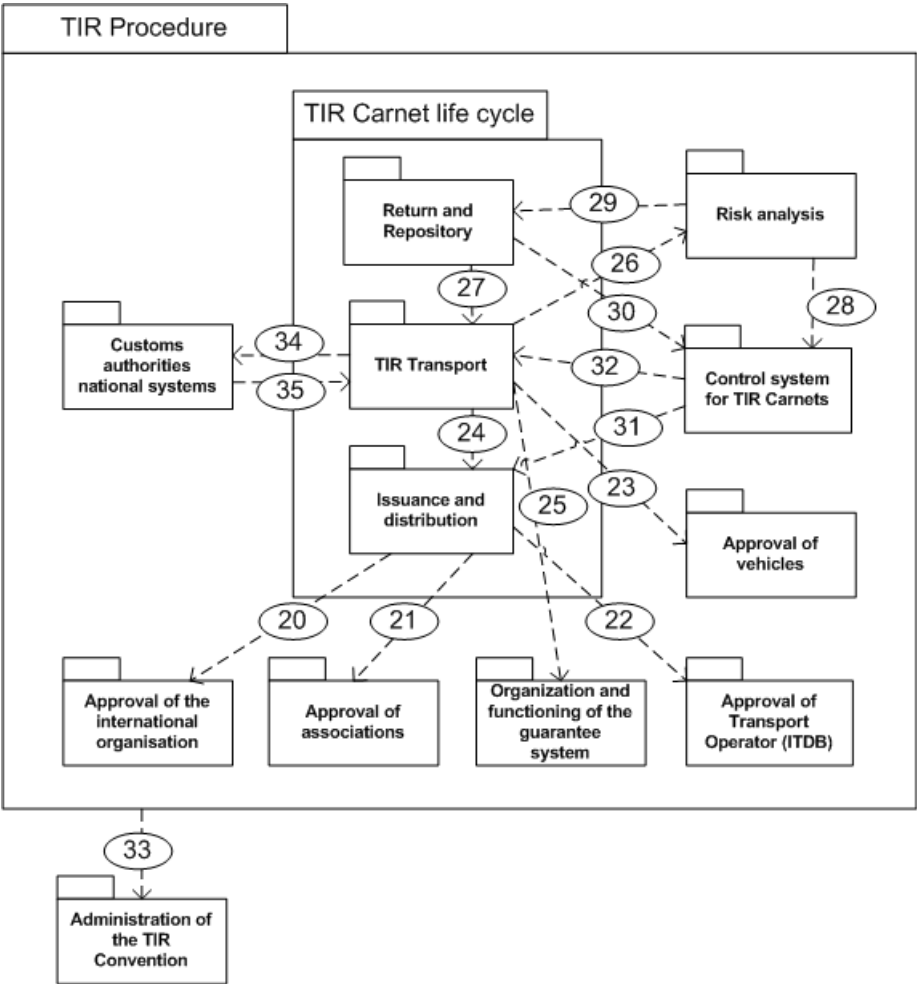
The TIR procedure is a very wide domain, composed of numerous interconnected systems. As seen under 1.1.5, the current project is limited in its scope to a part of the overall TIR procedure: the TIR Carnet.

1.2.1 TIR Procedure package diagram

The following package diagram is intended to show the division of the domain into systems and the dependencies among those systems.

Figure 1.2

TIR procedure package diagram



1.2.2 TIR Procedure package diagram description

Table 1.1

TIR procedure package diagram description

Name	TIR procedure package diagram
Description	<p>The TIR procedure is an International Customs Procedure governed by the TIR Convention, 1975. A detailed description of the procedure can be found in the introduction of the TIR Handbook distributed by the TIR Secretariat.</p> <p>The TIR procedure is composed of numerous interconnecting systems to allow for the functioning of the procedure. The system we are most interested in for the current project is the TIR Carnet system. It can be defined by listing all functions and uses of the TIR Carnet. It is composed of sub-systems, namely: the issuance and distribution system, the TIR transport</p>

system and the return and repository.

- The function of the issuance and distribution sub-system by the international organization and the national associations is to provide transport operators with TIR Carnets in order to allow them to perform TIR transports;
- The TIR transport sub-system is the central system of the TIR procedure. It links the transport industry to the customs offices involved in a TIR transport and allows them to exchange the necessary information;
- The transport operators, the associations and the international organization manage the return and repository sub-system. Its function is to centralize the storage of the used TIR Carnet and to check that no problems have occurred during the TIR transport;

Other systems outside the scope of the current project but of importance for the well functioning of the TIR procedure are:

- Customs authorities national systems;
- Approval of the guarantee chain;
- Approval of the association;
- Approval of transport operators;
- Approval of vehicles;
- Control system for TIR Carnets;
- Organization and functioning of the guarantee system;
- Risk analysis system;
- Administration of the TIR Convention.

In the package diagram, the dependencies between all systems are indicated with dashed arrows. The dependencies are numbered according to the Requirements 20 to 35 of which they are the consequences.

Actors	Transport industry, Customs, Guarantee chain.
Performance Goals	Facilitate border crossing in international transport of goods.
Preconditions	Ratification of the TIR Convention by Contracting Parties and implementation of the TIR system.
Requirements Covered	20-35

1.3 TIR Carnet life cycle use cases

Now that we have described the domain, we can concentrate on the scope of the eTIR Project, the TIR Carnet system.

1.3.1 Actors of the TIR Carnet life cycle

Before describing the use cases of the TIR Carnet life cycle, we will identify all the actors who play a role in the course of the TIR Carnet life cycle. By definition any person, entity or system playing a role in the TIR Carnet life cycle is an actor. The actors have already been identified when setting the boundaries of the project and they are:

- International organization,

- National association,
- Competent authorities (Customs and other),
- TIR Carnet holder,
- Administrative Committee of the TIR Convention (AC.2).

Each actor plays one or more roles in the course of the TIR Carnet life cycle. Therefore, the actors are often considered and defined according to one of the roles they play. For example, the actor “Customs authority” can play the role of Customs office of entry (en route) for incoming TIR transports but it can also play the role of Customs office of exit (en route) for outgoing TIR transports.

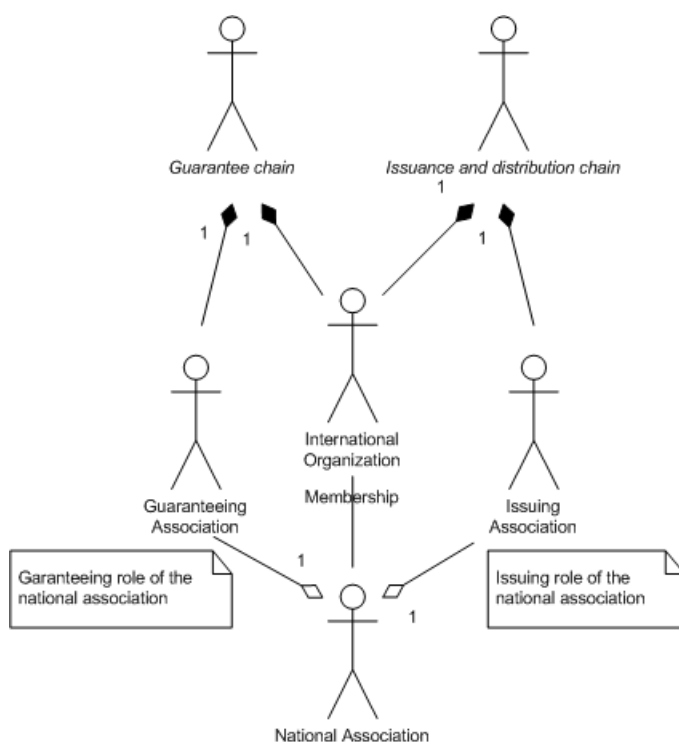
As a consequence, we will identify all aspects of each actor through the roles he performs within the context of the TIR Convention. The following description of the actors by means of the role they play is essential for understanding the rest of the chapter.

1.3.1.1 International organizations and national associations

International organizations and national associations can be described according to their two main roles in the TIR Carnet life cycle: the guaranteeing role and the issuing role. Figure 1.5 shows the relation between the international organizations and national associations, taking account of these roles.

Figure 1.3

International organizations and national associations



1.3.1.2 Competent authorities

The various competent authorities (Customs and other) can be structured in such a way that they reflect the generalization of the roles they have in common. Figure 1.4 reflects the various aspects of the competent authorities (mainly Customs authorities) in the course of the TIR Carnet life cycle.

Figure 1.4

Customs authorities and other authorities

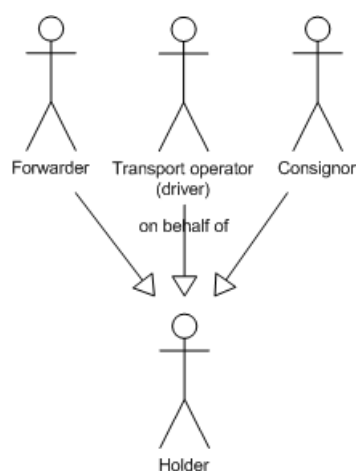


1.3.1.3 TIR Carnet holder

The TIR Carnet holder fulfils a central role in the TIR Carnet life cycle. This role is reflected in various use cases. Among these, the use case in which he provides data on the TIR transport and certifies them is certainly a crucial one. It can also happen that other persons, on his behalf, fill-in and certify the information that he must provide. Figure 1.6 shows the TIR Carnet holder and the agents who may provide data on his behalf.

Figure 1.5

TIR Carnet holder and agents



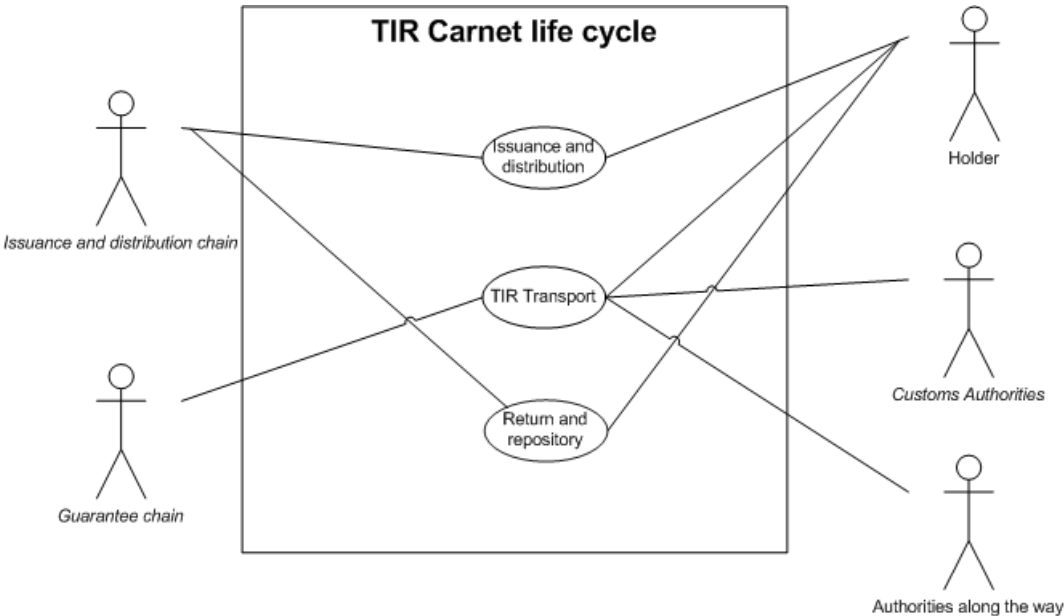
1.3.1.4 Administrative Committee of the TIR Convention (AC.2)

The AC.2 has a supervisory role with regard to the TIR Carnet life cycle. We will see in the detailed analysis of the use cases that some use cases in connection with that role are performed by the TIRExB.

1.3.2 TIR Carnet life cycle use case diagram

Figure 1.6

TIR Carnet life cycle use case diagram



1.3.3 TIR Carnet life cycle use case description

Table 1.2

TIR Carnet life cycle use case description

Name	TIR Carnet life cycle use case
Description	High-level view of all activities related to the paper TIR Carnet and the actors involved.
Actors	Guarantee chain, Customs authorities, Holder, Authorities along the way
Performance Goals	Allows the exchange of information between parties involved.
Preconditions	<ul style="list-style-type: none"> • Approval of the guarantee chain; • Approval of the association; • Approval of transport operators; • Approval of vehicles; • Management of the guarantee chain; • Administration of the TIR Convention.
Postconditions	-
Scenario	An international organization prints (organizes the printing) of TIR Carnets and distributes them to the authorized national associations. An authorized transport operator (TIR Carnet Holder) can then request a TIR Carnet from his national association. The national association issues the TIR Carnet to the TIR Carnet Holder. The national association may in certain cases

return the TIR Carnet to the international organization instead of issuing it to a TIR Carnet holder.

The TIR Carnet is then presented to the Customs office of departure within the limits of its validity by the holder to perform a TIR Transport. The TIR Carnet does not only represent the international Customs document, but also the guarantee.

Once the TIR Transport has ended, the TIR Carnet is returned to the holder, then to the association and finally to the international organization. In case the validity of a TIR Carnet has expired before it is presented to the Customs office of departure by the TIR Carnet holder, he must return it unused to the national association, which sends it back to the international organization.

Alternative Scenario In case of fraud, Customs authorities may keep the TIR Carnet until the case is solved.

Special requirements -

Extension Points -

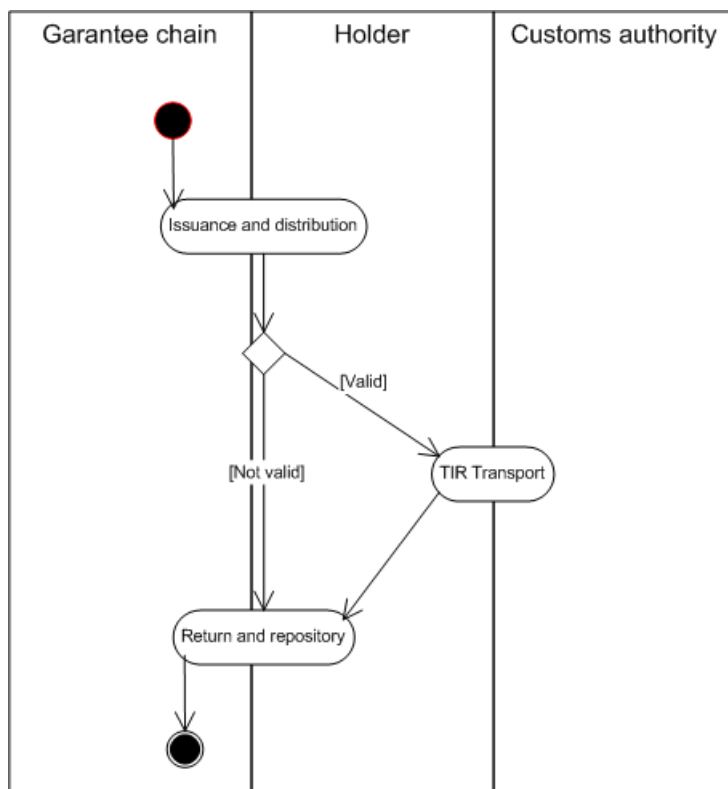
Requirements -

Covered

1.3.4 High-level activity diagram of the TIR Carnet life cycle

Figure 1.7

TIR Carnet life cycle activity diagram



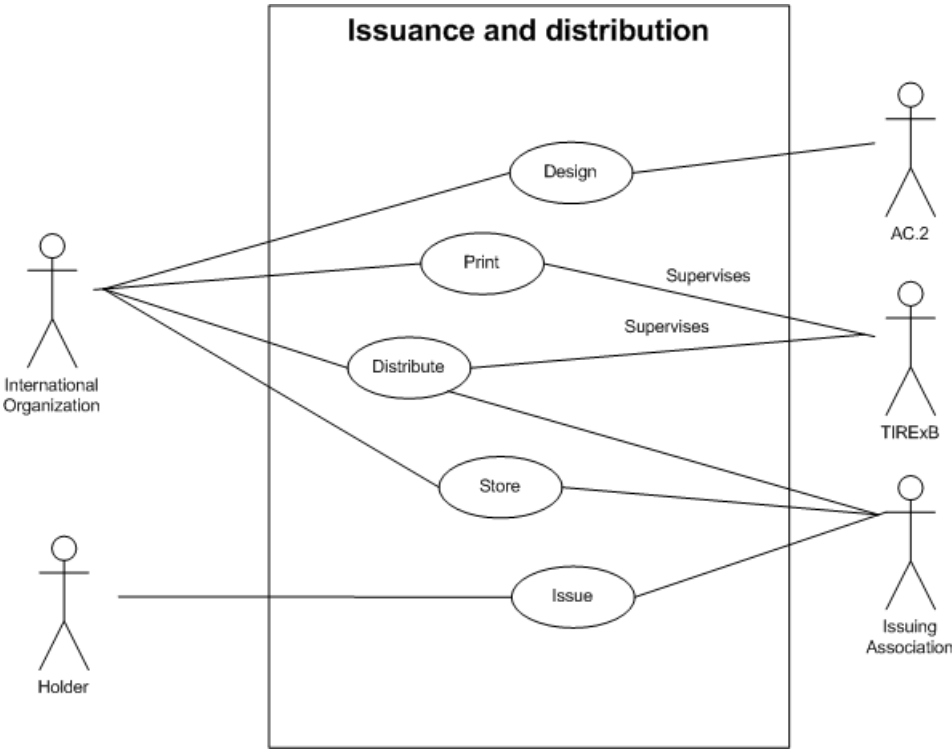
1.4 Elaboration of use cases

This chapter aims at providing a detailed view of the procedural aspects of the TIR system. It focuses on the most common procedure and does not describe in details occasional procedures. These latter are only identified as alternative scenarios and not dealt with in more details.

1.4.1 Issuance and distribution use case

1.4.1.1 Issuance and distribution use case diagram

Figure 1.8
Issuance and distribution use case diagram



1.4.1.2 Issuance and distribution use case description

Table 1.3
Issuance and distribution use case description

Name	Distribution and issuance use case
Description	In the course of this use case, the TIR Carnet is produced (printed, stored), distributed and issued to authorized transport operators.
Actors	AC.2, international organization, issuing association, holder of TIR Carnet, TIRExB

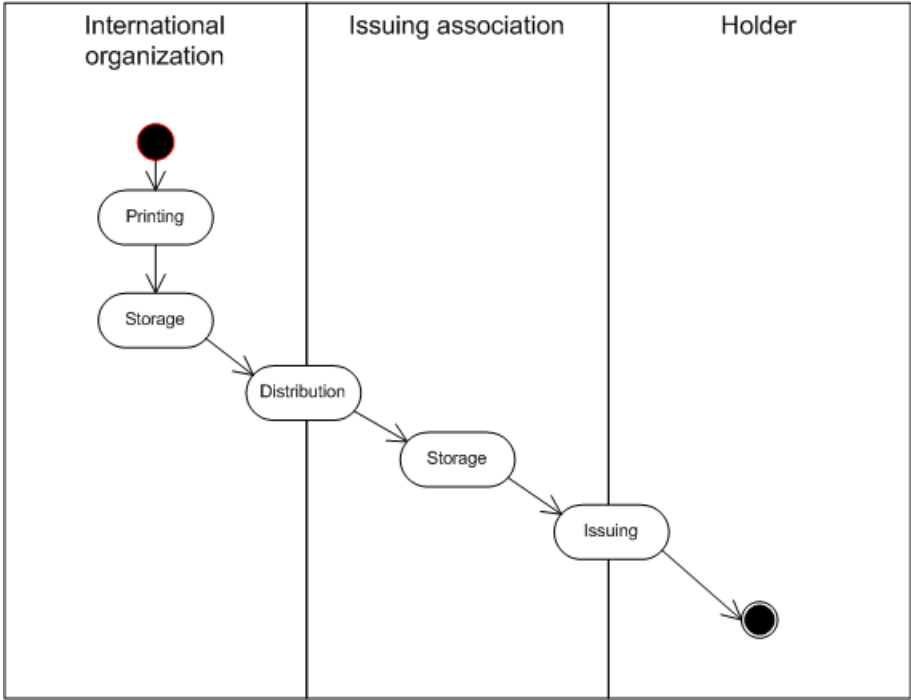
Performance Goals	To provide authorized TIR Carnet holders with TIR Carnets, the TIR Carnet being a Customs declaration to place goods under the TIR procedure (transit procedure) and representing an internationally recognized financial guarantee to Customs authorities of Contracting Parties with which a TIR operation can be established, in accordance with the provisions of the TIR Convention
Preconditions	<p>The international organization is authorized by AC.2 to centrally print and distribute TIR Carnets in accordance with Art. 6.2bis of the TIR Convention and Annex 8, Article 10 (b) of the TIR Convention under the supervision of the TIR Executive Board</p> <p>The national association is authorized by its national Customs authorities, according to Art. 6.1 of the TIR Convention and Annex 9, Part I of TIR Convention, to issue TIR Carnets and to act as guarantor. The national association should be affiliated to an international organization.</p> <p>Transport operators have to be authorized by competent Customs authorities, according to Art 6.4 and 6.5 of the TIR Convention and Annex 9, Part II of TIR Convention, in order to obtain TIR Carnets from their issuing association and to utilize TIR Carnets, according to Art. 6.3.</p>
Postconditions	<p>In accordance with the TIR Carnet life cycle use case, this use case can be followed by:</p> <ul style="list-style-type: none"> - the TIR transport use case; - the Return and repository use case.
Scenario	<p>While respecting the design, elaborated under the auspices of the United Nations Economic Commission for Europe and endorsed by AC.2, the international organization is responsible for printing TIR Carnets. The TIR Carnets are stored temporarily before being distributed by the international organization to its affiliated national issuing associations.</p> <p>The issuing association, possibly after another storage period, fills-in fields 1 to 4 of the TIR Carnet cover page and issues the TIR Carnet to authorized TIR Carnets holders, according to Art.6.3 of the TIR Convention (to national or, in some situations, to foreign TIR Carnet holders, respecting, in such case, special requirements) within the quota fixed by the association.</p> <p>The TIRExB supervises the centralized printing and distribution in accordance with Annex 8, Article 10 (b) of the TIR Convention.</p>
Alternative Scenario	<p>The main scenario does not take into account that the TIR Carnet may be stolen, lost or not valid. The following scenarios are possible:</p> <ol style="list-style-type: none"> 1. The TIR Carnet is lost/stolen/not valid after printing but before being stored at the premises of the international organization; 2. The TIR Carnet is lost/stolen/not valid while still stored at the premises of the international organization; 3. The TIR Carnet is lost/stolen/not valid during transport between the international organization and the national association; 4. The TIR Carnet is lost/stolen/not valid, while in possession of the national association, before being issued; 5. The TIR Carnet is lost/stolen/not valid after having been issued

	to the authorized TIR Carnet holder;
	6. The TIR Carnet is returned by the national association to the international organization before being issued.
Special requirements	Data on authorized TIR Carnet holders are stored in the International TIR Database (ITDB) maintained by the TIR Executive Board and TIR Secretariat. Data on lost/stolen TIR Carnets is maintained by the international organization in an electronic control system.
Extension Points	During the distribution and issuance, information will be sent to the electronic control system maintained by the international organization.
Requirements Covered	-

1.4.1.3 Activity diagram of the issuance and distribution use case

Figure 1.9

Issuance and distribution activity diagram



1.4.2 TIR transport use case

1.4.2.1 TIR transport use case diagram

Figure 1.10

TIR transport use case diagram

1.4.2.2 *TIR transport use case description*

Table 1.4

TIR transport use case description

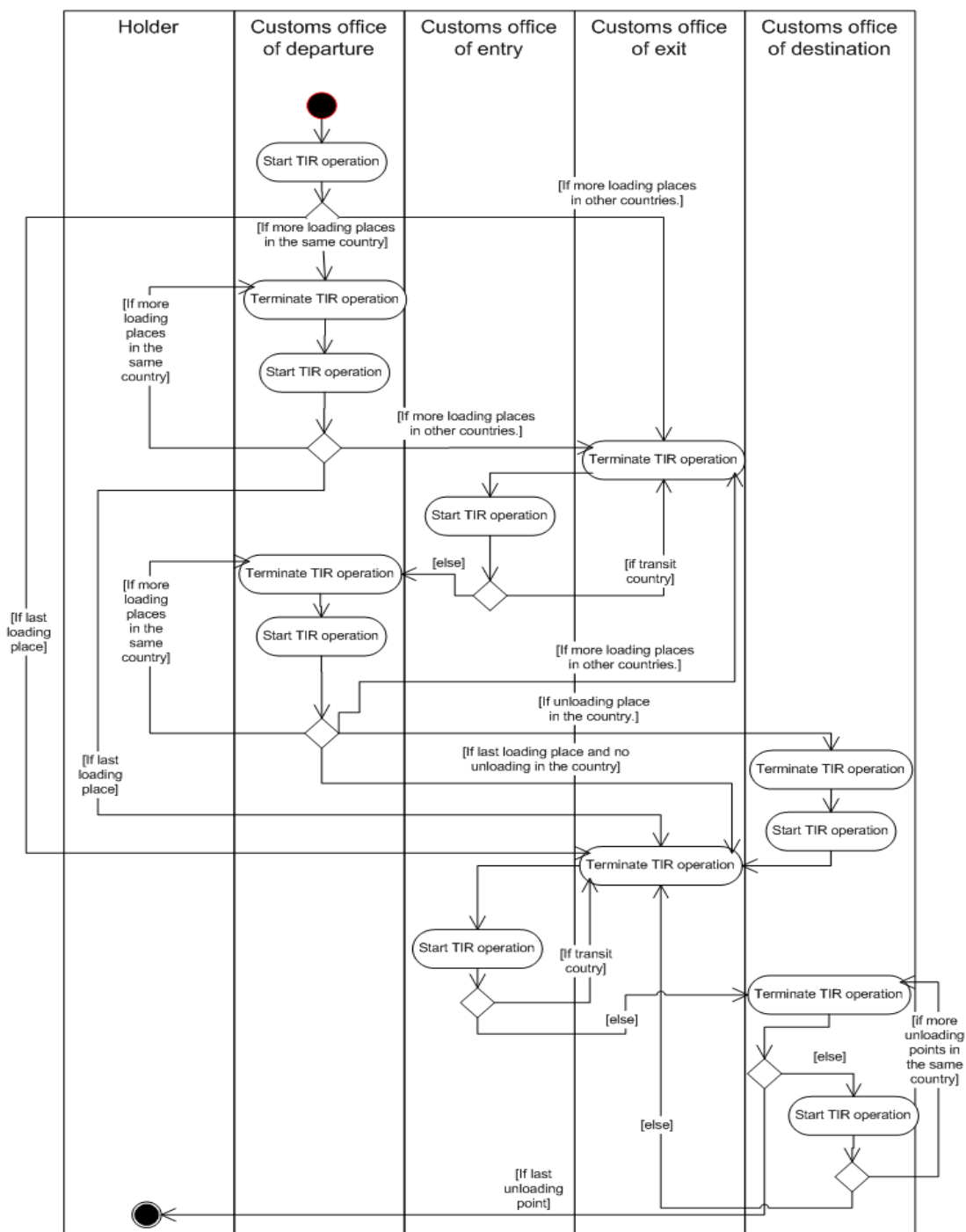
Name	TIR Transport Use Case
Description	This use case describes the transport of goods from the first Customs office of departure to the final Customs office of destination under the TIR procedure, where borders between countries (Customs territories) are crossed.
Actors	Customs authorities, Guarantee chain, TIR Carnet holder
Performance Goals	Reduce the time spent at all concerned Customs offices during international transport of goods performed under cover of a TIR Carnet in accordance with the provisions of the TIR Convention
Preconditions	<p>The authorized TIR Carnet holder must be issued with a valid TIR Carnet to begin the transport. The applicability of the TIR Carnet may depend on the type of the goods to be shipped (e.g. tobacco and alcohol require "Tobacco and Alcohol" TIR Carnets). For the transport of heavy or bulky goods, the TIR Carnet should bear the relevant inscription.</p> <p>The TIR transport has to be performed with an approved vehicle and/or container unless heavy or bulky goods are transported.</p> <p>The TIR transport must be guaranteed by associations approved in accordance with the provisions of Article 6 of the TIR Convention.</p>
Postconditions	<p>In accordance with the TIR Carnet life cycle use case, this use case shall be followed by:</p> <ul style="list-style-type: none"> - The Return and repository use case <p>After the TIR transport, the goods shall be placed under another Customs regime.</p>
Scenario	<p>Because the TIR transport is a sequence of TIR operations, the scenario of a TIR transport is represented here as a succession of TIR operations, each one being described in two steps. Each step 1-step 2 sequence constitutes a single TIR operation.</p> <p><u>Step 1</u>: Start of the TIR operation at the first Customs office of departure. The Customs officers check the conformity of the TIR Carnet, the goods, the loading compartment, as well as the approval certificates for vehicle and/or container and the commercial and transport documents. Seals are affixed to the loading compartment. The Customs officer fills-in and stamps all the relevant parts of the TIR Carnet pages including counterfoil No. 1. Upon acceptance of the TIR Carnet by the first Customs office of departure, the guarantee is activated (Art. 8, 4).</p> <p><u>Step 2</u>: Termination of the TIR operation at the Customs office of exit <u>en route</u>. The Customs officer stamps counterfoil No. 2, takes out voucher No. 2 and sends it to the Customs office of departure.</p> <p>Steps 1 and 2 are repeated if there are several Customs offices of departure (maximum 3 in one or several countries (Customs territories). In such case, in every consecutive Contracting Party <u>en route</u> transited by the TIR transport, steps 1 and 2 are repeated with the following differences: the Customs office which carries out step 1 is called Customs office of entry <u>en route</u>. It checks the seals, the loading</p>

	<p>compartment and fills-in the relevant fields of vouchers 1 and 2 and counterfoil No. 1.</p> <p>Step 2 is equal to the previous step 2 at the Customs office of exit <u>en route</u>.</p> <p>In the country (Customs territory) of destination, step 1 is identical to the previous step 1 at the Customs office of entry <u>en route</u>. The Customs office which carries out step 2 is called the Customs office of destination. In step 2, Customs officers take off the seals, stamp counterfoil No. 2, take out voucher No. 2 and send it to the Customs office of entry <u>en route</u>. Step 2 encompasses the termination of the TIR operation for this country (Customs territory) as well as the certification of termination for the goods arrived at the Customs office of destination.</p> <p>The validity of the TIR Carnet can be checked by any Customs office of departure, exit <u>en route</u>, entry <u>en route</u> and of destination, using, for example, CUTE-Wise. All Customs offices have the right to remove the seals and to check the goods (see Article 5). In such case, new seals have to be affixed and the appropriate fields of the TIR Carnet have to be filled-in accordingly (box 16, box 3 of counterfoil 1 or box 4 of counterfoil 2).</p>
Alternative Scenario	<p>The main scenario does not take account of the following scenarios:</p> <ol style="list-style-type: none"> 1. Falsified acceptance of a TIR Carnet: fraudsters may attempt to falsify the acceptance of a genuine TIR Carnet by using false Customs stamps and seals; 2. Incident or accident <u>en route</u>: in such case, the so-called "certified report" should be filled-in by the competent authorities. In case the vehicle can no longer be used, the goods may be reloaded on a different truck and a new TIR Carnet is opened. If the goods are destroyed, competent authorities should state this fact. In this case, the TIR transport cannot be terminated at the intended Customs office(s) of destination but has to be terminated at the nearest Customs office <u>en route</u>. The TIR Carnet may also be amended by competent authorities so that the TIR Transport can continue with the same TIR Carnet; 3. Under some conditions, the TIR Transport can be suspended (Art. 26).
Special requirements	-
Extension Points	-.
Requirements Covered	-

1.4.2.3 Activity diagram of the TIR transport use case

Figure 1.11

TIR transport activity diagram



1.4.2.4 Structured description of activity diagrams of the TIR transport use case

The TIR transport is a sequence of TIR operations that shall start at the first Customs office of departure and terminate at the final Customs office of destination.

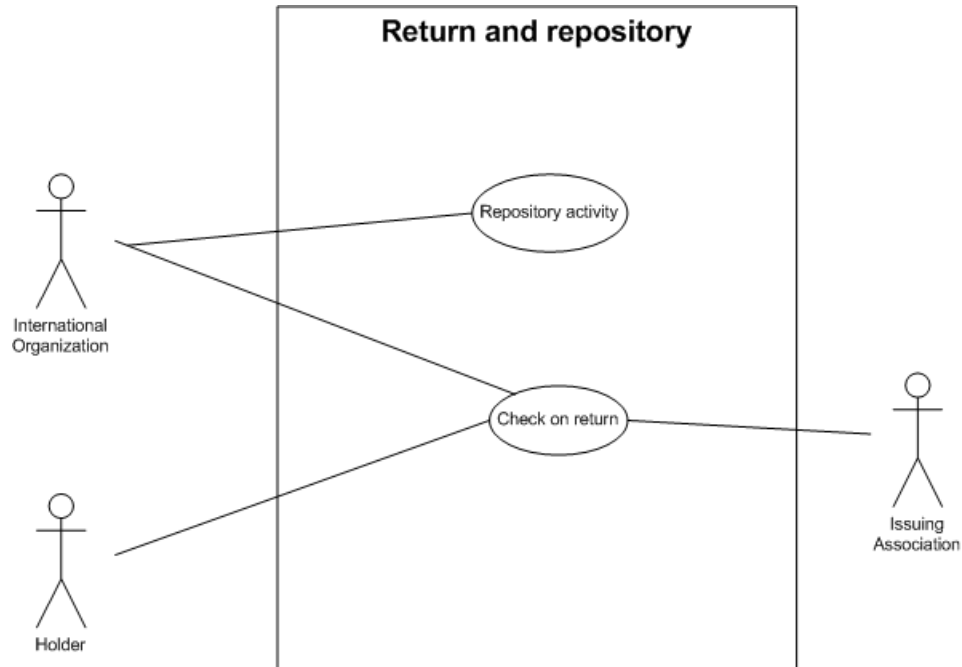
The TIR Transport **BEGINS** when the first Customs office of departure starts the first TIR operation.

- If other loading point in the same country (Customs territory): **go to 1**;
 - If additional loading will take place in other countries (Customs territories): **go to 2**;
 - If the loading phase is terminated: **go to 3**;
1. At the next loading point, the intermediate Customs office of departure will terminate the current TIR operation (acting as Customs office of destination) before starting a new TIR operation.
 - If there is another loading point in the same country (Customs territory) and if the number of loading points is still inferior to 3: **repeat 1**;
 - If additional loading will take place in other countries (Customs territories) and if the number of loading points is still inferior to 3: **go to 2**.
 - If the loading phase is terminated: **go to 3**.
 2. The Customs office of exit (en route) of the country (Customs territory) will terminate the current TIR operation and the Customs office of entry (en route) of the following country (Customs territory) will start a new TIR operation.
 - If it is a transit country (Customs territory): **repeat 2**.
 - If it is a country (Customs territory) where a loading will take place if the number of loading points is still inferior to 3: **go to 2.1**.
 - 2.1. At the next loading point, the intermediate Customs office of departure will terminate the current TIR operation (acting as Customs office of destination) before starting a new TIR operation.
 - If there is another loading place in the same country (Customs territory) and if the number of loading points is still inferior to 3: **repeat 2.1**;
 - If additional loading will take place in other countries (Customs territories) and if the number of loading points is still inferior to 3: **go to 2**;
 - If the loading phase is terminated and there is no unloading in the current country (Customs territory): **go to 3**;
 - If the loading phase is terminated and there is an unloading point in the current country (Customs territory) and if the number of loading points is still inferior to 3: **go to 2.1.1**.
 - 2.1.1. At the first unloading point, the intermediate Customs office of destination will terminate the current TIR operation before starting a new TIR operation (acting as Customs office of departure).
 - The maximum number of loading and unloading places is limited to 4 and when reaching 2.1.1 the number of loading and unloading is already 3. Thus, only one more unloading point is possible. The goods loaded in one country (Customs territory) cannot be unloaded in the same country (Customs territory). Therefore, the next step has to be the border: **go to 3**.
 3. The Customs office of exit (en route) of the country (Customs territory) will terminate the current TIR operation and the Customs office of entry (en route) of the following country (Customs territory) will start a new TIR operation.
 - If it is a transit country (Customs territory): **repeat 3**.
 - If it is a country (Customs territory) where an unloading will take place if the number of loading + the number of unloading points is still inferior to 4: **go to 3.1**.
 - 3.1. At the unloading point, the Customs office of destination will terminate the current TIR operation.
 - If it is the last unloading point: **END**.
 - If there are other unloading points: **go to 3.1.1**.
 - 3.1.1. At the unloading point, the Intermediate Customs office of destination will start a new TIR operation (acting as Customs office of departure).
 - If there are other unloading points in other countries (Customs territories) and if the number of loading + the number of unloading points is still inferior to 4: **go to 3**.
 - If there are other unloading points in the same country (Customs territory) and if the number of loading + the number of unloading points is still inferior to 4: **go to 3.1**.

1.4.3 Return and repository use case

1.4.3.1 Return and repository use case diagram

Figure 1.12

Return and repository use case diagram

1.4.3.2 Return and repository use case description

Table 1.5

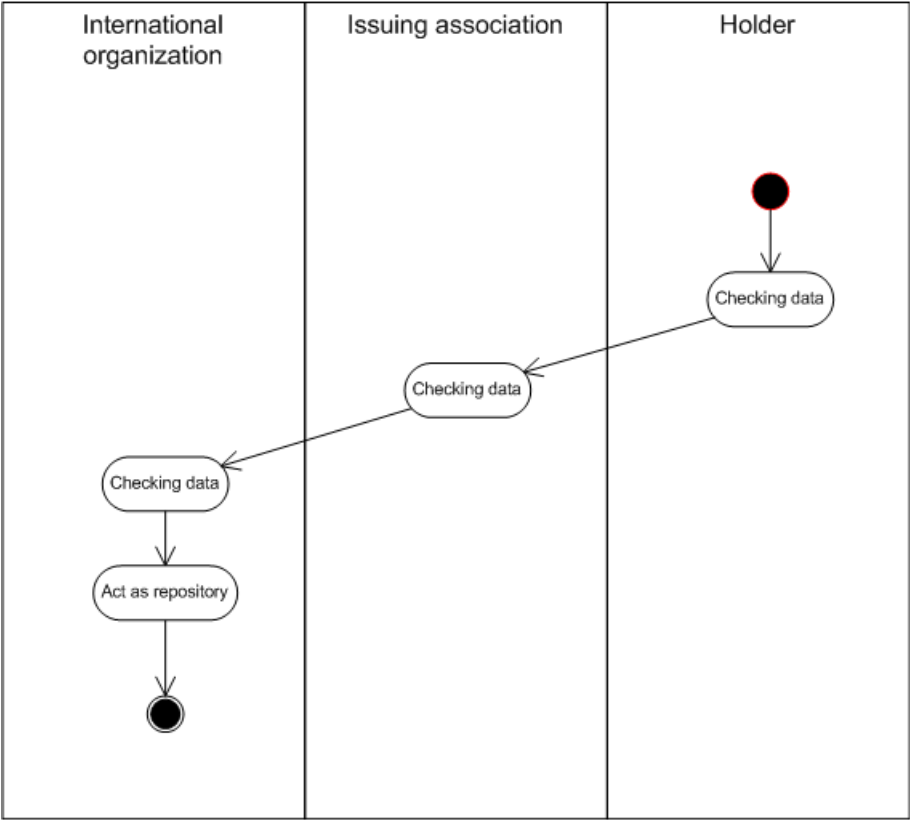
Return and repository use case description

Name	Return and repository use case
Description	The TIR Carnet is sent back by the TIR Carnet holder to the international organization, via his national association, to centrally store the used or unused TIR Carnets.
Actors	TIR Carnet holder, national association, international organization.
Performance Goals	Store at a central point the evidence of the termination for the duration of the liability of the international guaranteeing chain.
Preconditions	In accordance with the TIR Carnet life cycle use case, this use case can be launched in two cases: <ul style="list-style-type: none"> - The TIR Carnet was issued to a TIR Carnet holder, who used it for a TIR Transport; - The TIR Carnet was issued to but not used by a TIR Carnet holder (usually because the TIR Carnet expired)
Postconditions	-
Scenario	After having checked the TIR Carnet, the TIR Carnet holder returns it to the national association that issued him the TIR Carnet (within the deadline fixed by the association).

	<p>The national association checks whether the TIR Carnet was used properly and whether it was terminated (check of stamps against the electronic control system maintained by the international organization). The national association returns the TIR Carnets to the international organization.</p> <p>The international organization checks the TIR Carnets and archives them. All returned TIR Carnets are physically stored at the international organization for at least the period during which its liability can be invoked according to the TIR Convention.</p>
Alternative Scenario	<p>The main scenario does not take account of the following scenarios:</p> <ol style="list-style-type: none"> 1. The TIR Carnet is lost/stolen after the TIR Transport has ended; at the premises of the holder, the national association or the international organization; 2. It may happen that the TIR Carnet is kept by Customs authorities and not returned to the TIR Carnet holder. In such case, Customs are encouraged to provide the TIR Carnet holder with the return slip which he should return to the national association.
Special requirements	-
Extension Points	-
Requirements Covered	-

1.4.3.3 Activity diagram of the return and repository use case

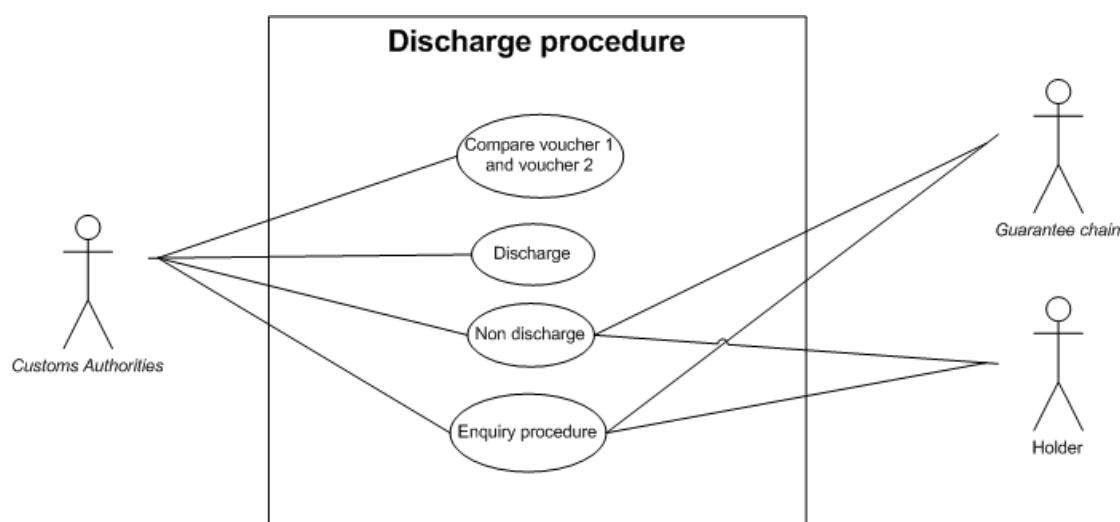
Figure 1.13
Return and repository activity diagram



1.4.4 Discharge procedure use case

1.4.4.1 Discharge procedure use case diagram

Figure 1.14

Discharge procedure use case diagram

1.4.4.2 Discharge procedure use case description

Table 1.6

Discharge procedure use case description

Name	The discharge procedure for a TIR operation
Description	Evaluation of the data or information available at the Customs office of destination or exit (<u>en route</u>) and those available at the Customs office of departure or entry (<u>en route</u>).
Actors	Customs authorities, Holder, Guarantee Chain
Performance Goals	Determine whether a TIR operation has been terminated correctly, in order to release the holder of his responsibilities and the national association of its guarantee.
Preconditions	This use case is launched after the start of a TIR operation.
Postconditions	-
Scenario	Once the TIR operation has been terminated, the Customs office of destination or exit (<u>en route</u>) sends back voucher No. 2 to the Customs office of departure or entry (<u>en route</u>) or to a centralized Customs office. Customs authorities compare vouchers No. 1 and No. 2 in order to establish the discharge.
Alternative Scenario	<p>The main scenario does not take account of the following scenarios:</p> <ol style="list-style-type: none"> 1. Instead of sending vouchers by post, an exchange of electronic messages between different Customs offices may take place; 2. In case the certificate of termination of the TIR operation has been obtained in an improper or fraudulent manner or in case no

termination has taken place, neither the holder would be released of his responsibilities nor the national association of its guarantee;

Special requirements -

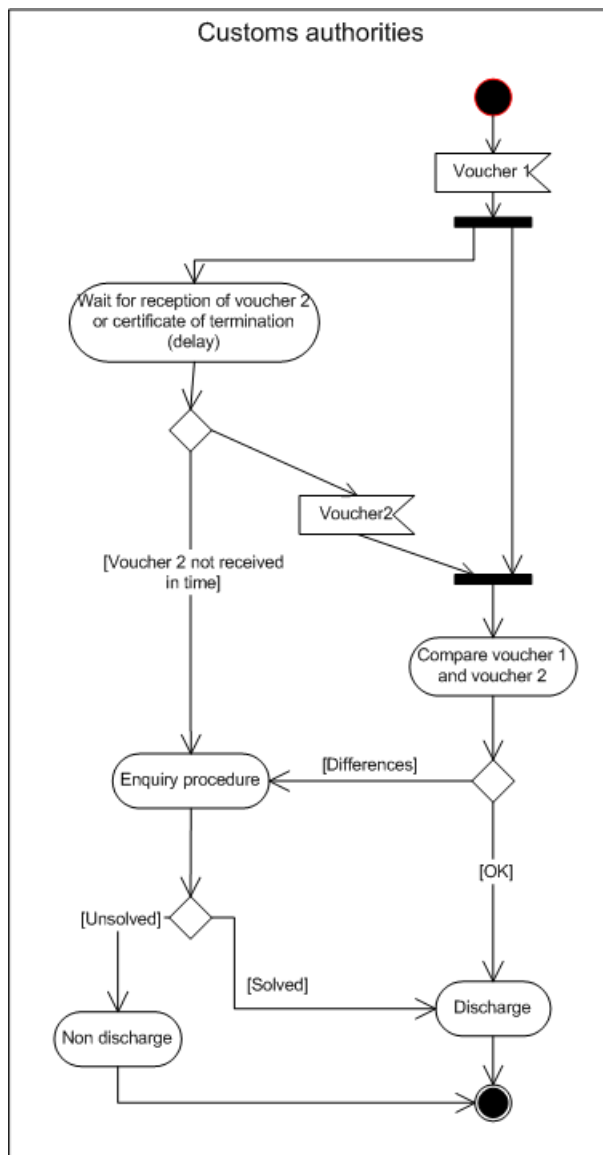
Extension Points -

Requirements Covered -

1.4.4.3 Activity diagram of the discharge procedure use case

Figure 1.15

Discharge procedure activity diagram



1.4.4.4 Structured description of the activity diagram of the discharge use case

Two major scenarios can be envisaged depending on the national practice:

- a) The discharge procedure is performed by the Customs office that has started the TIR operation; in that case the Customs office that has terminated the TIR operation sends either voucher No. 2 or the certificate of termination to the Customs office having started the TIR operation.
- b) The discharge procedure is performed by a central Customs office; in that case both the Customs office that has started the TIR operation and the Customs office that has terminated the TIR operation send respectively voucher No. 1 and voucher No. 2 or the certificate of termination to a central Customs office.

Except from these differences all three scenarios are mainly similar.

1. The discharge procedure **BEGINS** when the Customs office responsible for the discharge receives voucher no. 1 duly filled-in. A deadline for the reception of voucher No. 2 is then fixed.

- If voucher No. 2 arrives before the deadline: **go to 2**
- If voucher No. 2 does not arrive before the deadline: **go to 3**

2. The information between voucher No. 1 and voucher No. 2 (or the certificate of termination) is compared.

- If the comparison leads Customs to the assumption that a Customs infringement has taken place and taxes and duties are due: **go to 3**
- If the comparison does not lead Customs to the conclusion that a Customs infringement has taken place and taxes and duties are due: **go to 4**

3. Inquiry procedures are launched:

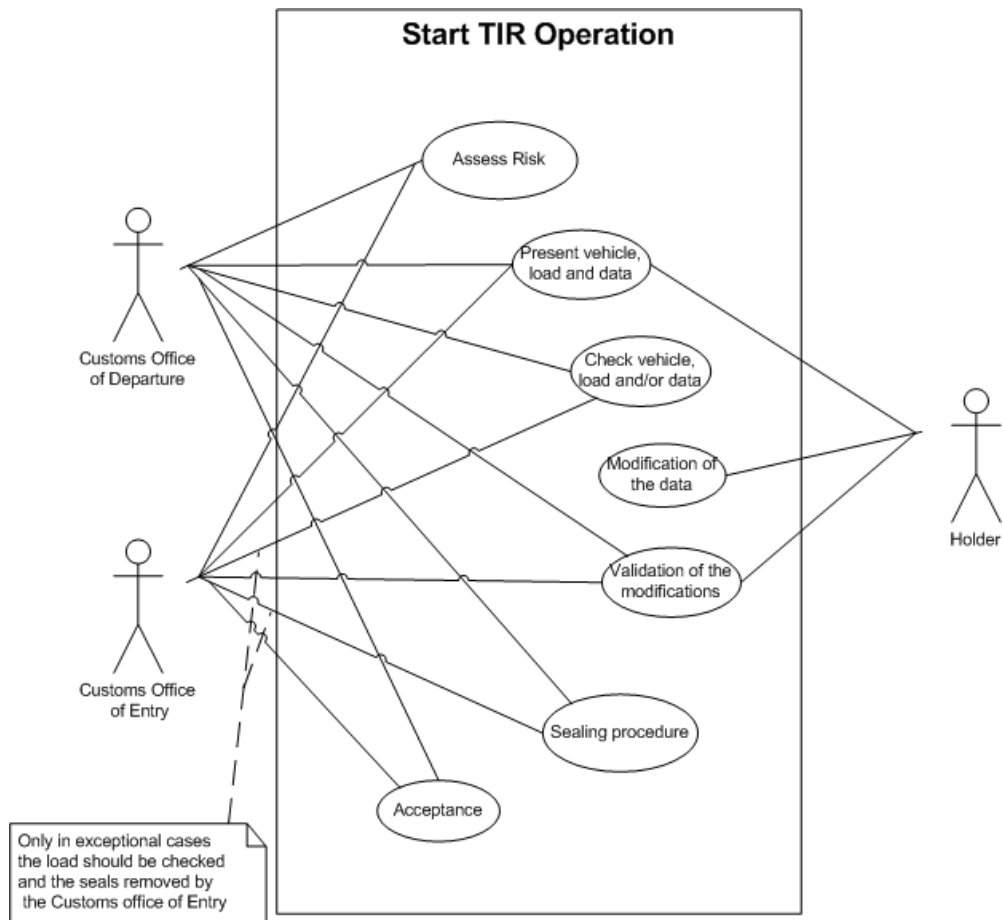
- If the inquiry procedure concludes that a Customs infringement has not taken place and taxes and duties are not due: **go to 4**

4. The TIR operation is discharged: **END**

1.4.5 Start TIR operation use case

1.4.5.1 Start TIR operation use case diagram

Figure 1.16

Start TIR operation use case diagram

1.4.5.2 *Start TIR operation use case description*

Table 1.7

Start TIR operation use case description

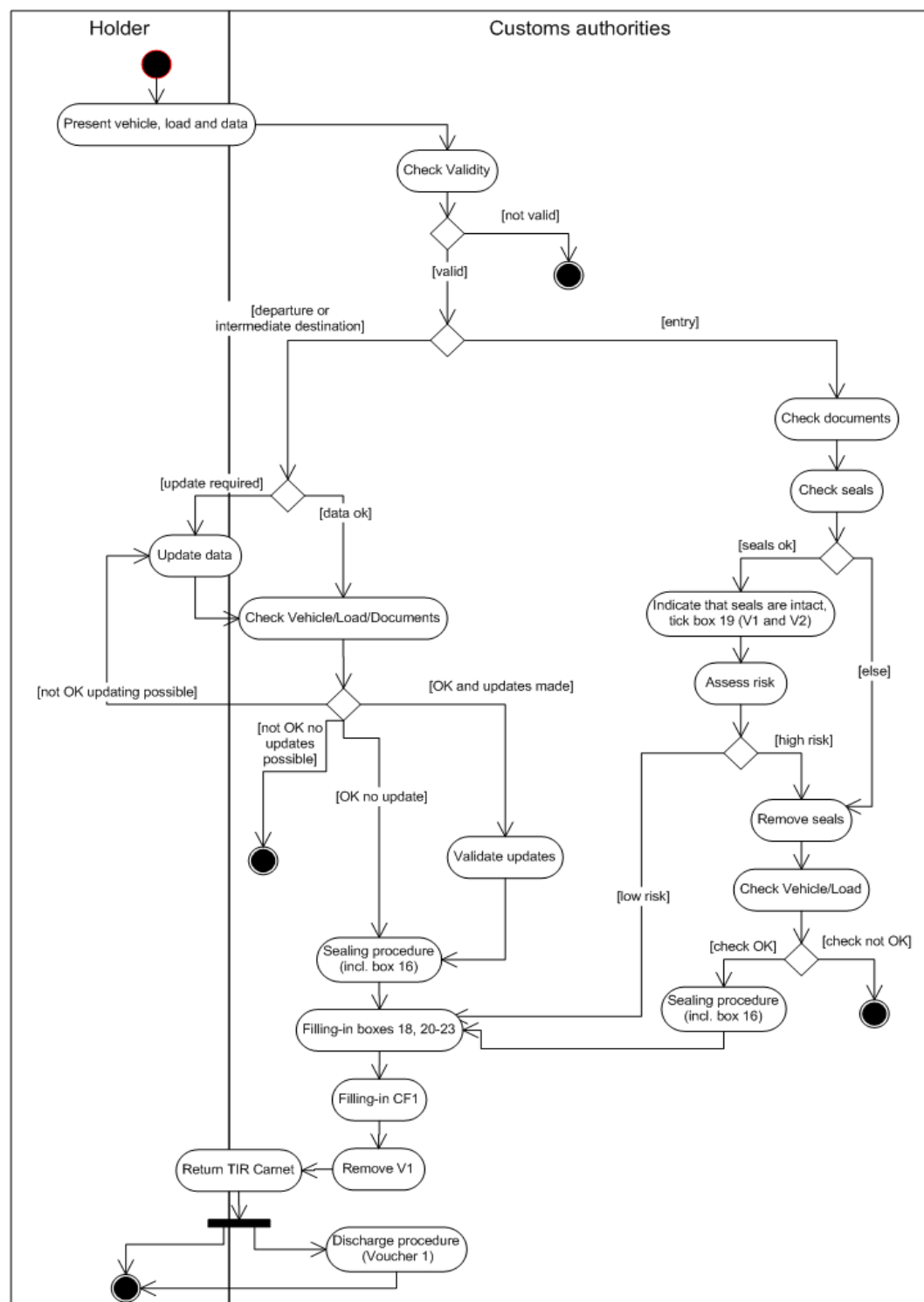
Use Case Name	Start TIR operation use case
Use Case Description	The TIR Carnet is filled-in by the TIR Carnet holder and presented with the vehicle and goods to the Customs office of departure; in continuation, TIR Carnet, vehicle and goods have to be presented at intermediate Customs offices of departure and/or Customs offices of entry (<u>en route</u>).
Actors	TIR Carnet holder, Customs authorities.
Performance Goals	Start a transit procedure in a given country (Customs territory) for a specific leg of the TIR Transport.
Preconditions	In accordance with the TIR Transport use case, this use case applies in one of the following situations: <ul style="list-style-type: none"> - At the beginning of the TIR transport: The TIR Carnet holder has provided and validated all information for the TIR transport; - In all other cases: The preceding TIR operation has been terminated.
Postconditions	In accordance with the TIR Carnet life cycle use case, this use case is followed by: <ul style="list-style-type: none"> - The termination of the TIR operation. In addition the discharge procedure is launched.
Scenario Customs office of Departure	An authorized TIR Carnet holder presents a valid and duly filled-in TIR Carnet, together with the goods and a TIR approved vehicle at the Customs office of departure. The Customs office of departure checks the data of the TIR Carnet and other accompanying documents with the load. The Customs office of departure seals the load compartment and validates the TIR Carnet by inserting the number and identification of the seals in field 16, and by applying the stamp, signature, date and name of the Customs office of departure in field 17 of all vouchers No. 1 and No. 2 of the TIR Carnet. The Customs officer completes fields 18 and 20 to 23 of the vouchers No. 1 and No. 2 corresponding to the TIR operation, completes counterfoil No. 1, removes voucher No. 1 and returns the TIR Carnet to the holder.
Scenario Customs office of entry	Upon presentation of the TIR Carnet by the holder, the Customs office of entry checks the seals and carries out a routine check of the truck and accompanying documents and may check the validity of the TIR Carnet in <i>Cute-Wise</i> . In exceptional cases, Customs authorities can require examination of road vehicle, combination of vehicles or containers and their load. <p>The Customs officer validates the TIR Carnet by completing fields 18 to 23 of vouchers No. 1 and No. 2 corresponding to the TIR operation, completes counterfoil No. 1, removes voucher No. 1 and returns the TIR Carnet to the holder.</p>
Scenario Intermediate	The holder presents the TIR Carnet, together with the goods, already loaded at a previous Customs office of departure, at the intermediate

Customs office of departure	Customs office(s) of departure which acts in the same way as the Customs office of departure: the Customs officer checks the data of the TIR Carnet and other accompanying documents with the load. He affixes new seals to the load compartment and validates the TIR Carnet by inscribing the number, identification of the seals in field 16, and by applying the stamp, signature, date and name of the intermediate Customs office of departure in field 17 of all vouchers No. 1 and No. 2 remaining in the TIR Carnet. He completes fields 18 and 20 to 23 of vouchers No. 1 and No. 2 corresponding to the TIR operation, completes counterfoil No. 1, removes voucher No. 1 and returns the TIR Carnet to the holder.
Alternative Scenario	<p>The main scenarios do not take account of the following scenarios:</p> <ul style="list-style-type: none">a) Non validation of the TIR Carnet by Customs;b) Falsified acceptance of the TIR Carnet;c) Use of lost or stolen TIR Carnets.
Special requirements	In case of heavy and bulky goods with own identification marks, neither sealing nor a TIR approved vehicle is required. Specific identification marks will be mentioned in the TIR Carnet.
Extension Points	In the process of checking the validity of the TIR Carnet, Customs authorities may make use of information stored in the electronic control system maintained by the international organization.
Requirements Covered	

1.4.5.3 Activity diagram of the start TIR operation use case

Figure 1.17

Start TIR operation activity diagram



1.4.5.4 Structured description of the activity diagram of the start TIR operation use case

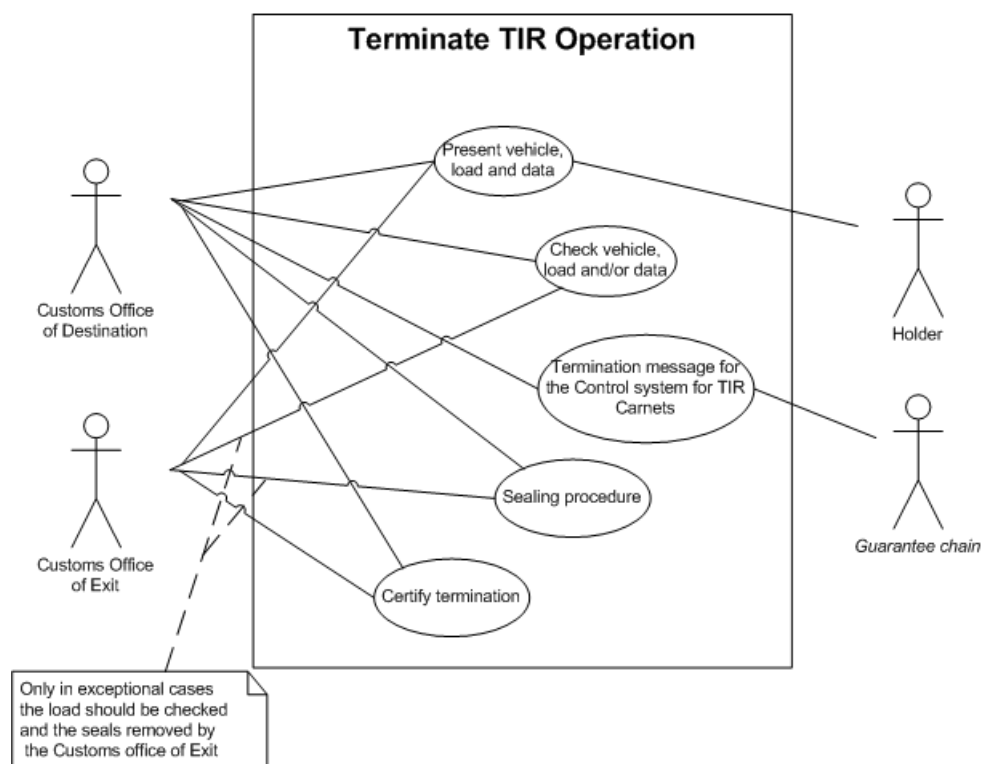
1. The start of a TIR operation **BEGINS** when the TIR Carnet holder presents a valid and duly filled-in TIR Carnet, together with the goods and a TIR approved vehicle at a Customs office. The Customs officer first checks the validity of the TIR Carnet and **ENDS** the procedure if the TIR Carnet is not valid.
 - If the vehicle is at a Customs office of departure or at an intermediate Customs office of destination: **go to 1.1;**
 - If the vehicle at a Customs office of entry: **go to 1.2.**
 - 1.1. If necessary, the TIR Carnet holder is requested to update the information in the TIR Carnet. The Customs office of departure checks the data of the TIR Carnet and other accompanying documents with the load.
 - If any problem is encountered: **go to 1.1.1;**
 - If checks are OK: **go to 1.1.2.**
 - 1.1.1. Update the information on the TIR Carnet.
 - If updating is possible: **go to 1.1.2.**
 - If no updating is possible: **END.**
 - 1.1.2. In case any updating in the TIR Carnet has taken place (goods, itinerary,...) the Customs officer validates those changes by applying the stamp, signature, date and name of Customs office in field 17 of all vouchers No. 1 and No. 2 remaining in the TIR Carnet. **Go to 1.1.3.**
 - 1.1.3. The Customs officer affixes (new) seals to the load compartment. He validates the TIR Carnet by inscribing the number and identification of the seals in field 16 of all vouchers No. 1 and No. 2 remaining in the TIR Carnet, **Go to 2.**
 - 1.2. The Customs officer checks the data of the TIR Carnet and other accompanying documents, as well as the seals and carries out a routine check of the truck.
 - If checks are OK: **go to 1.2.1;**
 - If checks are not OK: **go to 1.2.2**
 - 1.2.1. The Customs officer ticks box 19 on both vouchers 1 and 2 for the current operation and determines whether or not physical checking of the load is required.
 - If NO: **go to 2;**
 - If YES (exceptional cases): **go to 1.2.2.**
 - 1.2.2. The Customs officer removes the seals and checks the load and compares it with the data of the TIR Carnet and other accompanying documents.
 - If everything is OK: **go to 1.1.3;**
 - If any problem is encountered: **END.**
 2. - The Customs officer completes fields 18 and 20 to 23 of both vouchers No. 1 and No. 2 corresponding to the TIR operation,
 - he completes counterfoil No. 1,
 - he removes voucher No. 1,
 - he returns the TIR Carnet to the holder,
 - he keeps or transmits the voucher number 1 for the discharge procedure: **END.**
-

1.4.6 Terminate TIR operation use case

1.4.6.1 Terminate TIR operation use case diagram

Figure 1.18

Terminate TIR operation use case diagram



1.4.6.2 *Terminate TIR operation use case description*

Table 1.8

Terminate TIR operation use case description

Name	Terminate TIR operation use case
Description	The road vehicle, the combination of vehicles or the container with the goods and the TIR Carnet are presented for purposes of control to the Customs office of exit, destination or to the intermediate Customs office of departure (playing the role of a Customs office of exit or destination ⁷).
Actors	TIR Carnet holder, Customs authorities, Guarantee chain.
Performance Goals	Terminate the transit procedure in a given country (Customs territory) for a specific leg of the TIR Transport.
Preconditions	In accordance with the TIR Transport use case, this use case can be launched only after the start of the TIR operation.
Postconditions	A termination message is sent to the control system for TIR Carnets Voucher N°2 or the certificate of termination is sent to the office in charge of the discharge of the TIR operation
Scenario 1	<p>Terminate TIR operation at the Customs office of exit en route:</p> <p>The holder presents the road vehicle, the goods and the TIR Carnet to the Customs Office of exit (<u>en route</u>) for purposes of control. The Customs officer checks the validity of the TIR Carnet, checks the integrity of the sealing devices, seals and their number against the seals' number mentioned in the TIR Carnet.</p> <p>The Customs officer may also examine all parts of the vehicle in addition to the sealed load compartment (Explanatory Note 0.21-1 to Article 21 of the TIR Convention).</p> <p>The Customs officer may exceptionally carry out an examination of the goods, particularly when an irregularity is suspected (Art. 5 par. 2 of the TIR Convention). In case of examination of the load of a road vehicle, combination of vehicles or the container, the Customs Officer affixes new seals and records on the TIR Carnet vouchers used in that Contracting Party, on the corresponding counterfoils, and on the vouchers remaining in the TIR Carnet, particulars of the new seals affixed and of the controls carried out (Art. 24 of the TIR Convention).</p> <p>If the checks are not satisfactory to the Customs officer, because he notices any irregularity in connection with the TIR operation itself, he may certify the termination of this TIR operation with reservation. In this case, the Customs officer completes field 24 of the appropriate detachable green sheet of voucher No. 2 by inscribing the name of the Customs office of exit (<u>en route</u>), crosses out box 25 (or does not cross out box 25, if the reason for the reservation is that seals or identification marks were indeed not found to be intact), completes field 27 by placing an "R" and fills-in field 28 by putting a stamp, date and a signature. Then the Customs officer completes accordingly the corresponding green counterfoil namely by inscribing the name of the Customs office of exit</p>

⁷ The procedure to terminate the TIR operation at an intermediate office of departure is slightly different than at Customs offices of exit or destination.

(en route) in field 1, crossing out box 2 (or does not cross out box 2, if the reason for the reservation is that seals or identification marks were indeed not found to be intact), repeating “R” under item 5 inscribing the reason why the TIR operation is terminated with reservation, and completing field 6 by putting the Customs stamp, date and signature.

If the checks are satisfactory to the Customs officer, he completes field 24 of the appropriate detachable green sheet of voucher No. 2 of the TIR Carnet by inscribing the name of the Customs office of exit (en route), crosses out box 25 and completes field 28 by putting a stamp, date and a signature. Then the Customs officer completes accordingly the corresponding green counterfoil namely by inscribing the name of the Customs office of exit (en route) in field 1, crossing out box 2 and completing field 6 by putting the Customs stamp, date and signature.

After completing voucher and counterfoil number 2 with or without reservation, the Customs officer removes the green voucher number 2 of the TIR Carnet, and returns the TIR Carnet to the holder. The TIR operation is now terminated (Art. 1 lit. d of the TIR Convention). The Customs officer further tears off the detachable green sheet of voucher No. 2 of the TIR Carnet.

Scenario 2

Terminate TIR operation at the Customs office of destination:

The holder presents the road vehicle, the goods and the TIR Carnet to the Customs Office of destination for purposes of control. The Customs officer checks the validity of the TIR Carnet, checks the integrity of the seals and their number against the seals’ number mentioned in the TIR Carnet.

The Customs officer may also examine all parts of a vehicle in addition to the sealed load compartment (Explanatory Note 0.21-1 to Article 21 of the TIR Convention).

The Customs officer takes the seals off and checks the goods.

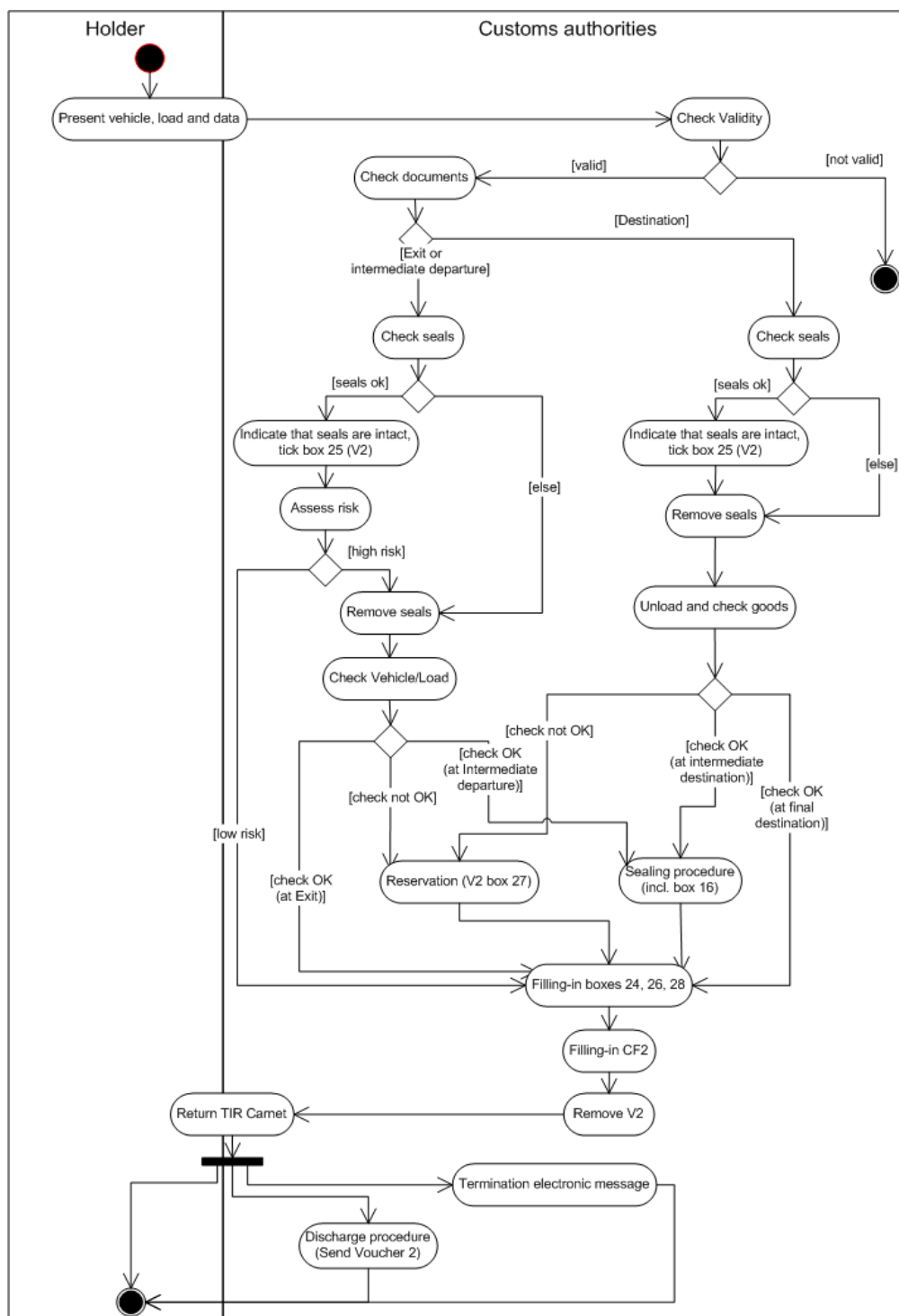
If the checks are not satisfactory to the Customs Officer because he noticed some irregularities connected with the TIR operation itself, he may certify the termination of this TIR operation with reservation. In this case, the Customs officer completes field 24 of the appropriate detachable green sheet of voucher No. 2 of the TIR Carnet by inscribing the name of the Customs office of destination, crosses out box 25 (or does not cross out box 25, if the reason for the reservation is that seals or identification marks were indeed not found to be intact), inscribes the number of packages for which the termination of the TIR operation is certified in field 26, completes field 27 by placing an “R” and fills-in field 28 by putting a stamp, date and a signature. Then the Customs officer completes accordingly the corresponding green counterfoil namely by inscribing the name of the Customs office of destination in field 1, crossing out box 2 (or does not cross out box 2, if the reason for the reservation is that seals or identification marks were indeed not found to be intact), inscribing the number of packages for which the termination of the TIR operation is certified in field number 3, repeating “R” under item 5 inscribing the reason why the TIR operation is terminated with Reservation, and completing field 6 by putting the Customs stamp, date and signature.

If the checks are satisfactory to the Customs officer, he completes field 24 of the appropriate detachable green sheet of voucher No. 2 of the TIR Carnet by inscribing the name of the Customs office of destination, crosses out box 25, inscribes the number of packages for which the

	<p>termination of the TIR operation is certified in field 26 and completes field 28 by putting a stamp, date and a signature. Then the Customs officer completes accordingly the corresponding green counterfoil namely by inscribing the name of the Customs office of destination in field 1, crossing out box 2, inscribing the number of packages for which the termination of the TIR operation is certified in field number 3, and completing field 6 by putting the Customs stamp, date and signature.</p> <p>After completing voucher and counterfoil No. 2 with or without reservation, the Customs officer removes the green voucher No. 2 of the TIR Carnet and returns the TIR Carnet to the holder. The Customs officer further tears off the detachable green sheet of voucher No. 2 of the TIR Carnet, keeps the upper part of the green voucher number 2 at the Customs office of destination.</p> <p>The TIR operation is now terminated (Art. 1(d) of the TIR Convention). The Customs office of destination sends the SafeTIR message confirming the correct termination of the TIR operation at the Customs office of destination to the competent national guaranteeing association.</p> <p>The Customs officer sends the detachable green sheet to the Customs office of entry (en route).</p>
Scenario 3	<p>Intermediate Customs office of destination</p> <p>In case a TIR transport consists of various part loads, one or two TIR operations will be terminated at intermediate Customs offices of destination. Such Customs office will play both the role of Customs office of destination (see scenario 2) as well as of Customs office of departure (see also: Use Case 1.4.5.)</p>
Alternative Scenario	<p>The main scenarios do not take account of the following scenarios:</p> <ol style="list-style-type: none"> 1. Non validation of the TIR Carnet by Customs; 2. Falsified acceptance of the TIR Carnet; 3. Use of lost or stolen TIR Carnets
Special requirements	<p>Goods which have arrived at their Customs office of destination are no longer under the TIR regime. Therefore, they are put under another Customs regime.</p>
Extension Points	<p>In the process of checking the validity of the TIR Carnet, Customs authorities may make use of information stored in the electronic control system maintained by the international organization.</p>
Requirements Covered	-

1.4.6.3 Activity diagram of the terminate TIR operation use case

Figure 1.19

Terminate TIR operation activity diagram

1.4.6.4 Structured description of the activity diagram of the terminate TIR operation use case

1. The termination of a TIR operation **BEGINS** when the TIR Carnet holder presents a valid and duly filled-in TIR Carnet, together with the goods and a TIR approved vehicle at a Customs office (exit, destination or intermediate office of departure). The Customs officer may first check the validity of the TIR Carnet and **END** the procedure if the TIR Carnet is not valid.

The Customs officer may also examine all parts of the vehicle in addition to the sealed load compartment (Explanatory Note 0.21-1 to Article 21 of the TIR Convention).

- Customs of destination: **go to 1.1**;

- Customs of exit or intermediate departure: **go to 1.2**;

1.1. The Customs officer checks the integrity of all seals and their number against the seals' number(s) mentioned in the TIR Carnet

- If seals are OK: **go to 1.1.1**;

- If seals are not OK: **go to 1.1.2**.

1.1.1. Indicate that seals were intact by ticking box 25 in voucher N°2; **Go to 1.1.2**.

1.1.2. The Customs officer takes the seals off and checks the goods

- If checks are OK at intermediate Customs office of destination: **go to 1.2.2.1**;

- If checks are OK at final Customs office of destination: **go to 3**;

- If checks are not OK: **go to 2**.

1.2. The Customs officer checks the integrity of all seals and their number against the seals' number(s) mentioned in the TIR Carnet

- If seals are OK: **go to 1.2.1**;

- If seals are not OK: **go to 1.2.2**.

1.2.1. The Customs officer indicates that seals are intact by ticking box 25 in voucher N°2; he determines whether or not physical checking of the load is required:

- If YES: **go to 1.2.2**;

- If NO: **go to 3**.

1.2.2. The Customs officer removes the seals and checks the load and vehicle.

- If everything is OK at Customs office if exit: **go to 1.2.2.1**;

- If everything is OK at intermediate Customs office of departure: **go to 3**;

- If a problem is encountered: **go to 2**.

1.2.2.1. The Customs officer affixes new seals and records on the TIR Carnet vouchers used in that Contracting Party, on the corresponding counterfoils, and on the vouchers remaining in the TIR Carnet, particulars of the new seals affixed and of the controls carried out (Art. 24 of the TIR Convention): **go to 3**.

2. The Customs certifies the termination of the TIR operation with reservation. In this case, the Customs officer completes field 27 by placing an "R": **go to 3**.

3. - The Customs officer completes fields 24, 26 and 28 of voucher No. 2 corresponding to the TIR operation;

- he completes counterfoil No. 2;

- he removes voucher No. 2;

- he returns the TIR Carnet to the holder;

- he also should send an electronic message to the control system for TIR Carnets;

- and finally send a termination message to the discharge office (see discharge use case for details): **END**.

1.5 Entity classes

Entity classes describe “things” representing characteristics within the TIR procedure, which can take on a certain value or responsibility. Examples of entity classes are persons, places, concepts or situations.

In the TIR procedure, the following classes have been identified:

- International Organization
 - Issuing Association
 - Guaranteeing Association
- Road Vehicle
- Sealed loading unit
 - Load compartment
 - Container
- TIR transport
- TIR operation
- Goods Manifest Line Item
- Customs office
- Country
- TIR Carnet holder

1.6 High-level class diagram

1.6.1 High-level class diagram description

The following diagrams are sub parts of the complete high-level class diagram shown in Chapter. This subdivision aims at simplifying the explanation by focusing on a specific class at a time, describing its particularities and analyzing its relations with other classes.

In order to fully understand its complexity, the following diagrams reflect the various parts of the high-level class diagram of Figure 1.30, as seen from the perspective of its main classes.

1.6.1.1 International organization

Figure 1.20

International organization class and its relationships

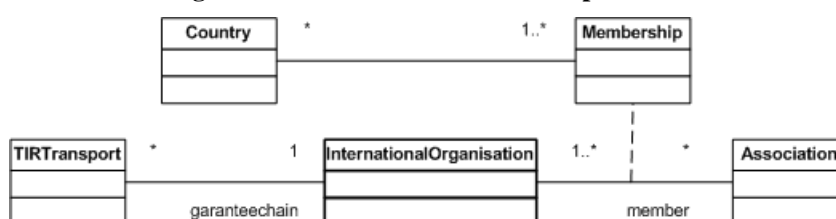


Table 1.9

International organization sub class diagram description

Name	International organization sub class diagram
Description	Sub part of the high-level class diagram presenting the international organization class and all relations with other classes.
Central Class	International organization
Example instance of the central class	<ul style="list-style-type: none"> ○ IRU ○ ...
Associated Classes	TIR transport, association
Associations and constraints	<p>The international organization organizes and ensures the proper functioning of the guarantee chain for a TIR transport. A TIR transport can be associated to one and only one international organization. The international organization can represent the guarantee chain for an unlimited number of transports. (Req. 1)</p> <p>The international organization has member associations. The membership is associated to at least one country. An association has to be member of at least one international organization. An international organization can have any number of member associations. A membership can be associated to various countries (e.g. FEBETRA –IRU has a membership valid for Belgium and Luxembourg) and one country can be covered by various memberships. (Req. 2)</p>
Requirements Covered	1 and 2

1.6.1.2 Association

Figure 1.21

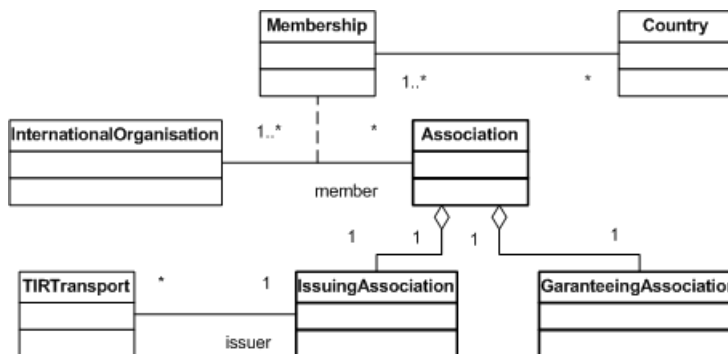
Association class and its relationships

Table 1.10

Association sub class diagram description

Name	Association sub class diagram
Description	Sub part of the high-level class diagram presenting the association class and all relations with other classes.
Central Class	Association
Example instance of the central class	<ul style="list-style-type: none"> ○ FEBETRA ○ BGL ○ ...
Associated Classes	TIR transport, international organization
Associations and constraints	<p>An association has two roles represented by the subdivision of the association into its issuing role (the issuing association), responsible of the issuance of TIR Carnets to the TIR Carnet holders, and its guaranteeing role (the guaranteeing association), representing the guarantee chain in its national territory. The two roles cannot be disconnected. (Req. 3)</p> <p>The international organization has member associations. The membership is associated to at least one country. An association has to be member of at least one international organization. An international organization can have any number of member associations. A membership can be associated to various countries (e.g. FEBETRA –IRU has a membership valid for Belgium and Luxembourg) and one country can be covered by various memberships. (Req. 2)</p> <p>The issuing association issues TIR Carnets for TIR transports. One and only one issuing association is issuing the TIR Carnet for a TIR transport. The issuing association can issue TIR Carnets for numerous TIR transports. (Req. 4)</p>
Requirements Covered	2, 3 and 4

1.6.1.3 Road vehicle

Figure 1.22

Road vehicle class and its relationships

Table 1.11

Road vehicle sub class diagram description

Name	Road vehicle sub class diagram
Description	Sub part of the high-level road vehicle class diagram presenting the class and all relations with other classes.
Central Class	Road vehicle
Example instance of	<ul style="list-style-type: none"> ○ Road tractor (Brand W, Model X, Chassis ref. Number Y,

the central class	Plates ZZZZ) <ul style="list-style-type: none"> ○ Semi-Trailer (Brand M, Model N, Chassis ref. Number O, Plates PPPP) ○ ...
Associated Classes	Load compartment, TIR transport
Associations and constraints	A road vehicle can serve in numerous TIR transports. A TIR transport is performed by means of one or many road vehicles. (Req. 6) A road vehicle is composed of zero or many load compartments. A load compartment is part of a single road vehicle. (Req. 7)
Requirements Covered	6 and 7

1.6.1.4 Sealed loading unit

Figure 1. 23

Sealed loading unit class and its relationships

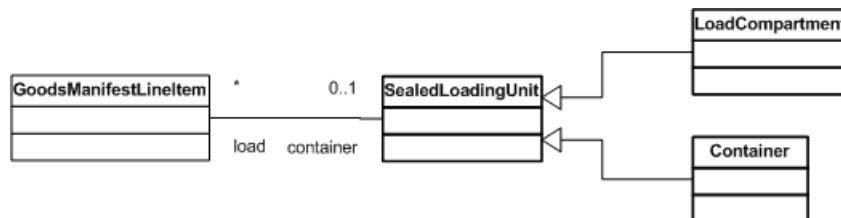


Table 1.12

Sealed loading unit sub class diagram description

Name	Sealed loading unit sub class diagram
Description	Sub part of the high-level class diagram presenting the sealed loading unit class and all relations with other classes.
Central Class	Sealed loading unit
Example instance of the central class	<ul style="list-style-type: none"> ○ Container n° xxxxxxxxx ○ Load compartment of road vehicle of brand W, model X, chassis ref. Number Y and Plates ZZZZ approved for transports under customs seals. ○ ...
Associated Classes	Goods Manifest Line Item
Associations and constraints	<p>A sealed loading unit is a generalization of a container and a load compartment of a road vehicle. (Req. 8)</p> <p>A sealed loading unit can contain numerous loads, mentioned in the TIR Carnet as Goods Manifest Line Items. The goods described in the Goods Manifest Line Item are contained in one and only one sealed loading unit. In case of heavy and bulky goods (HBG), the goods described in the Goods Manifest Line Item may not be contained in a sealed loading unit. (Req. 9)</p>

Requirements Covered	8 and 9
----------------------	---------

1.6.1.5 TIR transport

Figure 1.24

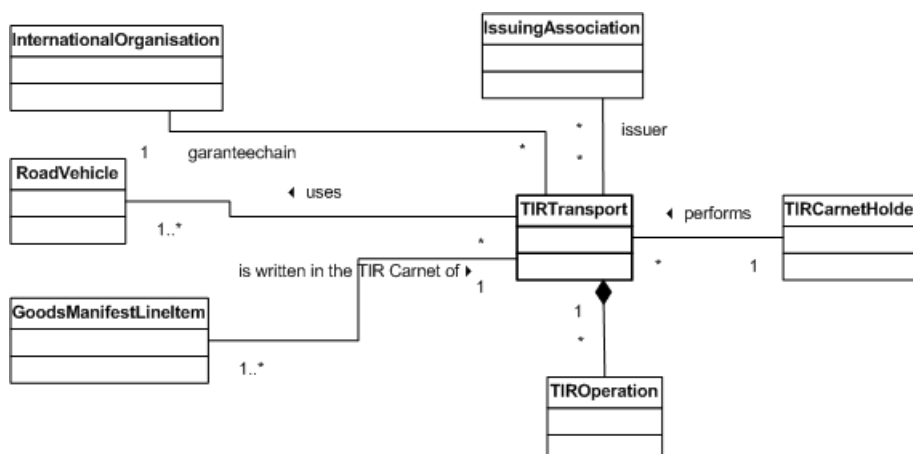
TIR transport class and its relationships

Table 1.13

TIR transport sub class diagram description

Name	TIR transport sub class diagram
Description	Sub part of the high-level class diagram presenting the TIR transport class and all relations with other classes.
Central Class	TIR transport
Example instance of the central class	<ul style="list-style-type: none"> ○ Transport of 2000kg of chocolate from Geneva to Moscow under cover of the TIR Carnet No. XC38000000. ○ Transport of 100 computers from Ankara to Madrid under cover of the TIR Carnet No. XC38999999. ○ ...
Associated Classes	International organization, issuing association, road vehicle, TIR operation, Goods Manifest Line Item, TIR Carnet holder.
Associations and constraints	<p>The international organization organizes and ensures the proper functioning of the guarantee chain for a TIR transport. A TIR transport can be associated to one and only one international organization. The international organization can represent the guarantee chain for an unlimited number of transports. (Req. 1)</p> <p>The issuing association issues TIR Carnets for TIR transports. One and only one issuing association is issuing the TIR Carnet for a TIR transport. The issuing association can issue TIR Carnets for numerous TIR transports. (Req. 4)</p> <p>A road vehicle can serve in numerous TIR transports. A TIR transport is performed by means of one or many road vehicles. (Req. 6)</p> <p>A TIR transport is composed of TIR operations. The number of</p>

	<p>TIR operations within a TIR transport is at the moment limited to ten with the current paper system and has a minimum of two (these limitations should be extensible; therefore, two to many is more advisable). A TIR operation is part of one and only one TIR transport. (Req.10)</p> <p>A Goods Manifest Line Item is associated to one and only one TIR transport. A TIR transport can have from one to many Goods Manifest Line Items. (Req.11)</p> <p>A TIR transport is performed by one and only one TIR Carnet holder. A TIR Carnet holder can perform any number of TIR transports. (Req. 12)</p>
Requirements Covered	1,4,6,10,11 and 12

1.6.1.6 TIR operation

Figure 1.25

TIR operation class and its relationships

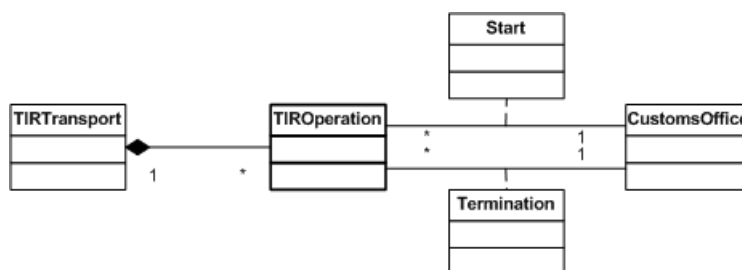


Table 1.14

TIR operation sub class diagram description

Name	TIR operation sub class diagram
Description	Sub part of the high-level class diagram presenting the TIR operation class and all relations with other classes.
Central Class	TIR operation
Example instance of the central class	<ul style="list-style-type: none"> ○ A transit operation through Switzerland under cover of TIR Carnet N° XC380000XX starting in Geneva and terminated in Basel. ○ The first operation of a TIR transport under cover of TIR Carnet N° XC380000YY, starting in Moscow and terminated at the border point with Finland in Vyborg. ○ ...
Associated Classes	TIR transport, Customs office
Associations and constraints	<p>A TIR transport is composed of TIR operations. The number of TIR operations within a TIR transport is at the moment limited to ten with the current paper system and has a minimum of two (these limitations should be extensible; therefore, two to many is more advisable). A TIR operation is part of one and only one TIR transport. (Req.10)</p> <p>The TIR operation is started at one and only one Customs office</p>

and terminated at one and only one Customs office. A Customs office can start and terminate any number of TIR operations. (Req. 13)

Requirements Covered 10, 13

1.6.1.7 Goods Manifest Line Item

Figure 1.26

Goods Manifest Line Item class and its relationships

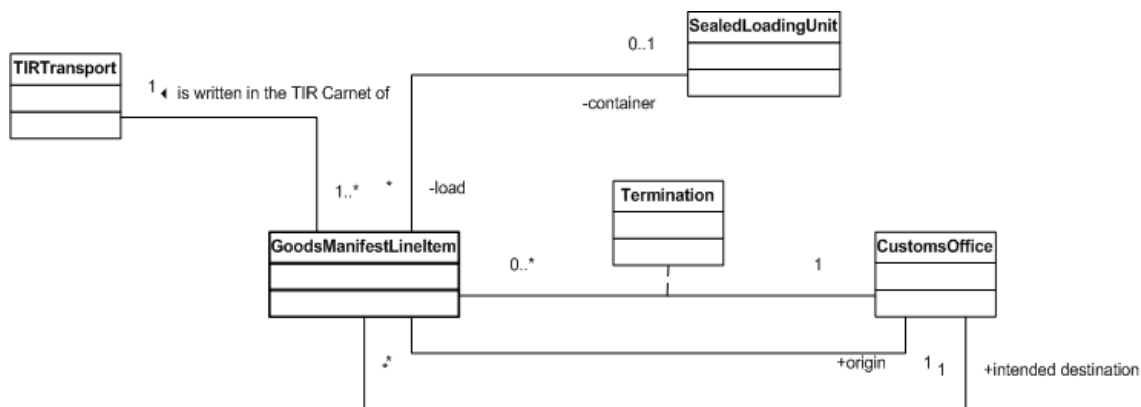


Table 1.15

Goods Manifest Line Item sub class diagram description

Name	Goods Manifest Line Item sub class diagram
Description	Sub part of the high-level class diagram presenting the Goods Manifest Line Item class and all relations with other classes.
Central Class	TIR consignment element
Example instance of the central class	<ul style="list-style-type: none"> ○ 200 kg of chocolate loaded in Geneva transported under cover of TIR Carnet N° XC380000ZZ with destination Budapest. ○ 10 cars loaded in Turin transported under cover of TIR Carnet N° XC380000VV with destination Budapest. ○ ...
Associated Classes	Sealed loading unit, Customs office, TIR Transport
Associations and constraints	<p>A sealed loading unit can contain numerous loads, mentioned in the TIR Carnet as Goods Manifest Line Items. The goods described in the Goods Manifest Line Item are contained in one and only one sealed loading unit. In case of heavy and bulky goods (HBG), the goods described in the Goods Manifest Line Item may not be contained in a sealed loading unit. (Req. 9)</p> <p>A Goods Manifest Line Item is associated to one and only one TIR transport. A TIR transport can have from one to many Goods Manifest Line Item. (Req. 11)</p> <p>The goods described in one single Goods Manifest Line Item arrive at and have their termination certified by one and only one Customs office. A Customs office can “terminate” any number of goods described in Goods Manifest Line Items. (Req.14)</p>

A Goods Manifest Line Item has one and only one intended Customs office of destination. A Customs office can be the intended destination of numerous Goods Manifest Line Items. (Req. 15)

The goods described in a Goods Manifest Line Item are loaded at a single Customs office of departure. A Customs office can be the departure for any number of goods described in Goods Manifest Line Items. (Req.17)

Requirements Covered

9, 11, 14,15 and 17

1.6.1.8 Customs office

Figure 1.27

Customs office class and its relationships

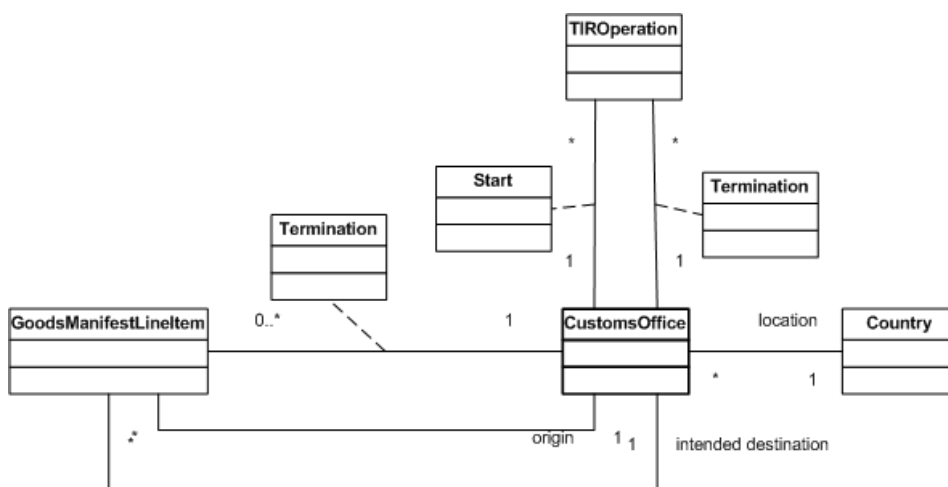


Table 1.16

Customs office sub class diagram description

Name	Customs office sub class diagram
Description	Sub part of the high-level class diagram presenting the Customs office class and all relations with other classes.
Central Class	Customs office
Example instance of the central class	o ??
Associated Classes	TIR operation, Goods Manifest Line Item, Country
Associations and constraints	<p>The TIR operation is started at one and only one Customs office and terminated at one and only one Customs office. A Customs office can start and terminate any number of TIR operations. (Req. 13)</p> <p>The goods described in one single Goods Manifest Line Item arrive at and have their termination certified by one and only one Customs office of destination. A Customs office can “terminate” any number of goods described in Goods Manifest Line Items. (Req.14)</p>

	<p>A Goods Manifest Line Item has one and only one intended Customs office of destination. A Customs office can be the intended destination of numerous goods described in Goods Manifest Line Items. (Req. 15)</p> <p>The goods described in a Goods Manifest Line Item are loaded at a single Customs office of departure. A Customs office can be the departure for any number of goods described in Goods Manifest Line Items. (Req.17)</p> <p>A Customs office is located in one and only one Contracting Party. A Contracting Party can have any number of Customs offices. (Req. 18)</p>
Requirements Covered	13,14, 15,17 and 18

1.6.1.9 Country

Figure 1.28

Country class and its relationships

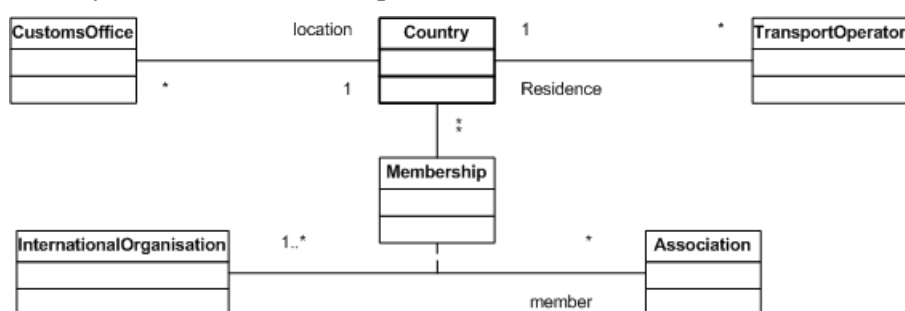


Table 1.17

Country sub class diagram description

Name	Country sub class diagram
Description	Sub part of the high-level class diagram presenting the country class and all relations with other classes.
Central Class	Country
Example instance of the central class	<ul style="list-style-type: none"> ○ Switzerland ○ Luxembourg ○ ...
Associated Classes	Membership (international organization and association), Customs office, transport operator
Associations and constraints	<p>The international organization has member associations. The membership is associated to at least one country. An association has to be member of at least one international organization. An international organization can have any number of member associations. A membership can be associated to various countries (e.g. FEBETRA –IRU has a membership valid for Belgium and Luxembourg) and one country can be covered by various memberships. (Req. 2)</p> <p>A Customs office is located in one and only one Contracting</p>

	Party. A Contracting Party can have any number of Customs offices (Req. 18)
	A transport operator is established in one and only one Contracting Party. A Contracting Party can be the residence of numerous transport operators. (Req. 19)
Requirements Covered	2, 18 and 19

1.6.1.10 TIR Carnet Holder

Figure 1.29
Transport operator class and its relationships

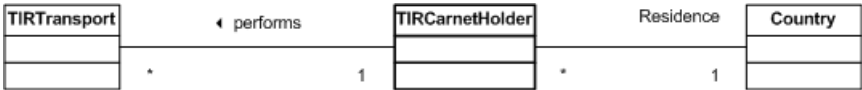


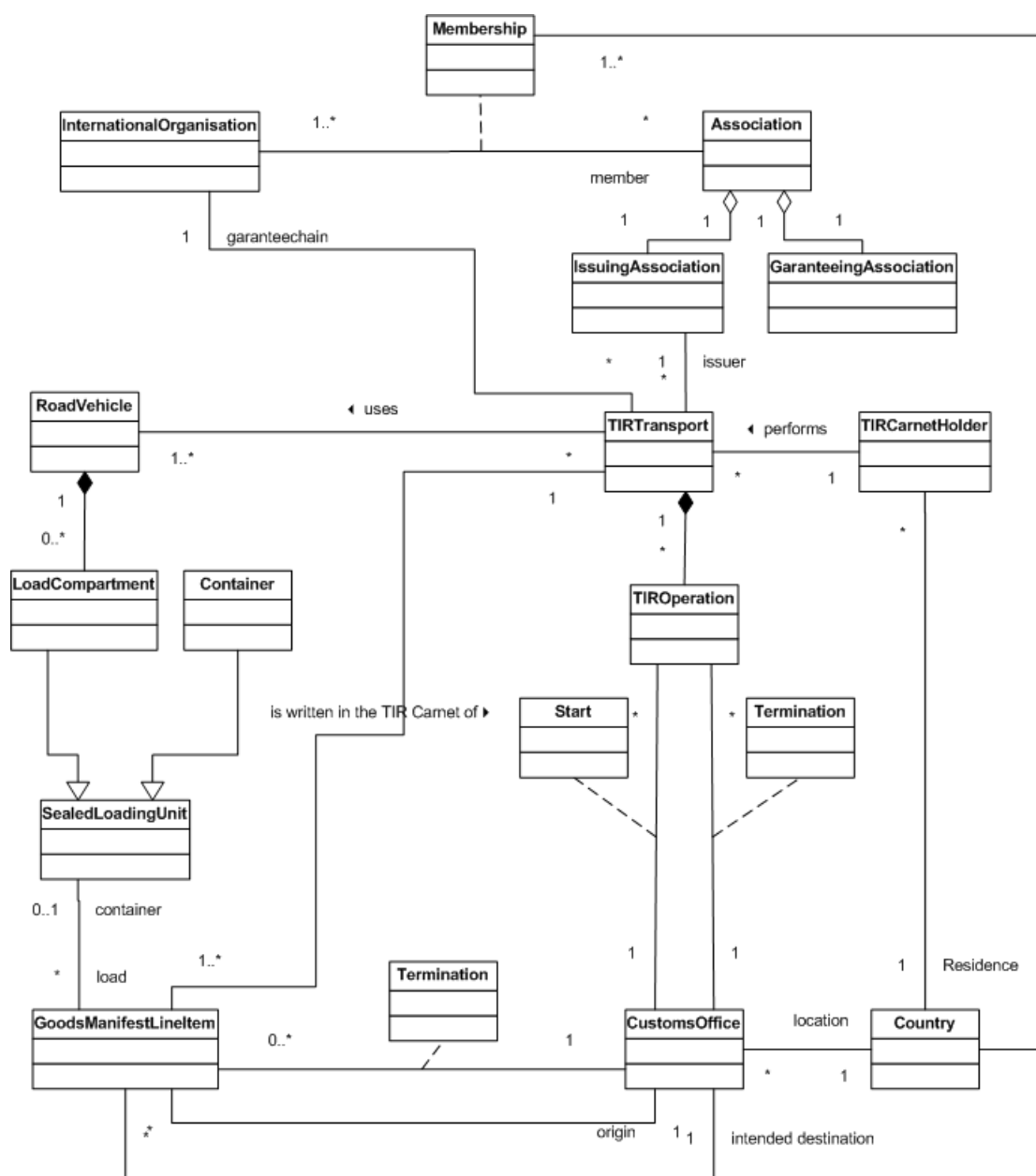
Table 1.18
Transport operator sub class diagram description

Name	TIR Carnet Holder sub class diagram
Description	Sub part of the high-level class diagram presenting the transport operator class and all relations with other classes.
Central Class	TIR Carnet Holder
Example instance of the central class	<ul style="list-style-type: none">○ THALMANN TRANSPORTE AG○ RAB-TRANS - Sp.z o.o.○ ...
Associated Classes	TIR transport, country
Associations and constraints	<p>A TIR transport is performed by one and only one TIR Carnet holder. A TIR Carnet holder can perform any number of TIR transports. (Req. 12)</p> <p>A transport operator is established in one and only one Contracting Party. A Contracting Party can be the residence of numerous transport operators. (Req. 19)</p>
Requirements Covered	12 and 19

1.6.2 High-level class diagram

Figure 1.30

High-level class diagram



2. e-Business requirements

2.1 High-level description of the eTIR project

As elaborated in Chapter 1 of the Reference Model, the final objective of the computerization of the TIR procedure encompasses the computerization of the whole TIR Carnet life cycle from distribution, issuance and via the TIR transport to return and repository and it should, ultimately, be aimed at replacing the current paper TIR Carnet without changing the basic philosophy of the TIR Convention. In order to streamline the work towards this challenging objective, the Working Party agreed (and later confirmed) that the approach of the computerization process should be focused on the establishment of an international, centralized database, whose aim it is to allow the management by Customs of data on guarantees and the exchange of information between Customs authorities, being two elements of the TIR Carnet life cycle not computerized so far.

At the request of Contracting Parties, the development of an electronic declaration system is outside the scope of the eTIR project. However, the eTIR project will define standard declaration messages. The technical realization of declaration mechanisms will be left up to initiatives at national or private level. Other elements falling outside the scope of the eTIR project concern the approval of international organizations, national associations, transport operators and vehicles, the organization and functioning of the guarantee system, the management of a control system under Annex 10 and the administration of the TIR Convention.

The first part of this Chapter aims at providing a high level description of the international, centralized database, the eTIR international system, whose aim it is to complement developments and achievements at the national and private level relating to the computerization of the TIR Carnet life cycle. It also provides general guidelines for the smooth transition from the current paper based system to full computerization. The second part of the Chapter describes the functioning of the eTIR international system by means of use cases and activity diagrams.

2.1.1 Actors and roles

This section describes the different tasks and obligations related to the actors and their roles.

2.1.1.1 Customs authorities

Customs authorities can perform the following roles:

- Customs office of departure
- Customs office of destination
- Customs office of entry (en route)
- Customs office of exit (en route)
- Customs office of discharge.

2.1.1.2 eTIR international system

The eTIR international system interfaces with the Guarantee Chain and will ensure the management by Customs of data on guarantees at international level. Moreover, in view of the fact that, within the eTIR system, electronic direct exchange of information between

the Customs administrations located in the different Contracting Parties is neither currently feasible nor enforceable, it will facilitate the secure circulation of standardized information between Customs administrations.⁸

2.1.1.3 *Holder*

The holder performs the TIR transport and is responsible for providing the related declaration data electronically and for presenting the goods to the relevant Custom offices referred to in Chapter 2.1.1.1 above.

2.1.1.4 *Guarantee Chain*

The Guarantee Chain as described in this document is composed of an international organization, authorized by AC.2 to take on responsibility for the effective organization and functioning of an international guarantee system in accordance with the provisions of Article 6.2bis of the Convention and national associations, approved by Contracting Parties in accordance with the provisions of Article 6 and Annex 9, Part II of the Convention to act as guarantors. The Guarantee Chain provides the holder with an international guarantee i.e. a guarantee recognized by each of the Contracting Parties involved in the TIR transport.

2.1.2 **Fundamental principles**

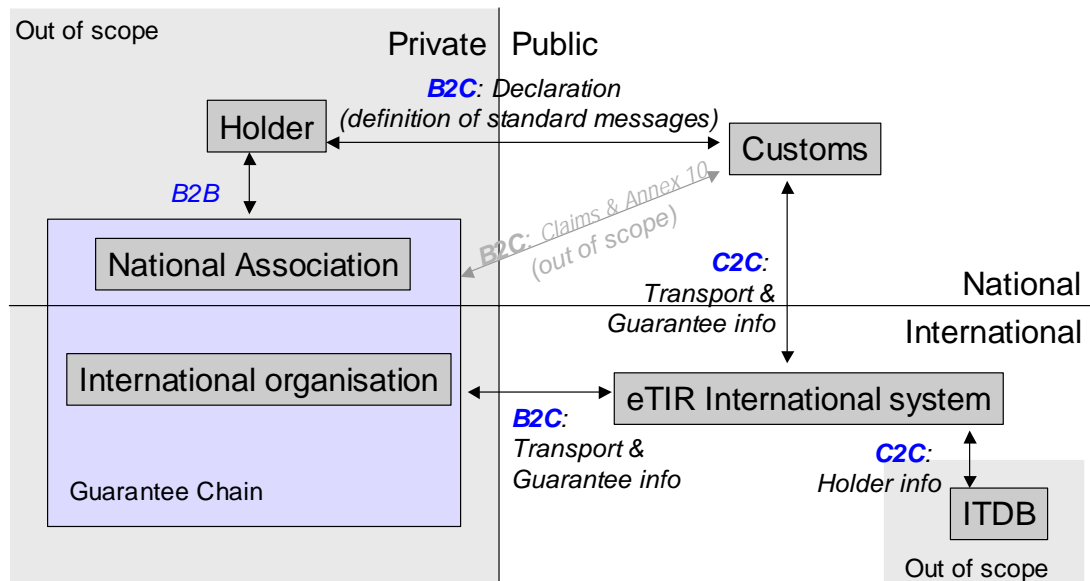
2.1.2.1 *eTIR International System brief*

The eTIR international system is devised to allow the management by Customs of data on guarantees by Customs and the secure exchange of data between national Customs systems related to the international transit of goods, vehicles and/or containers according to the provisions of the TIR Convention.

Therefore, only a part of the information flow required for the functioning of the TIR procedure is managed by the eTIR international system. The following picture graphically represents the information exchange between the actors. It also shows that the eTIR international system does not communicate with the holder. It is important to recall that the management of claims and the information to be provided by Customs authorities to authorized associations (under Article 42ter and an international organization (under Article 6.2bis) as provided for by Annex 10 of the TIR Convention are outside the scope of the eTIR project (see figure below).

8 In accordance with the instructions by the WP.30 at its 106th session, the eTIR system administration shall be established on the basis of an international, centralized database whose aim it is to facilitate the secure exchange of data between national Customs systems (TRANS/WP.30/212, para. 26).

Figure 2.1

The new public private partnership

On the one hand, the Guarantee Chain transmits to the eTIR international system information on the guarantees it has issued to the holders so that they can be registered in the eTIR international system. The Guarantee Chain can also query at any time the status of guarantees it has issued and obtain related TIR transport information. On the other hand, Customs authorities use the eTIR international system to check the status of guarantees and to exchange information related to the TIR transport and to TIR operations.

The management by Customs of the data on guarantees and the secure exchange of data between national Customs systems in relation to TIR transport information are therefore the two fundamental features of the eTIR international system. Guidelines will also be provided to promote harmonization, especially in the context of the dialogue between the holder and Customs authorities.

Communication, security and fallback solutions constitute other key features of the system.

2.1.2.2 *Management by Customs of data on guarantees*

The management by Customs of data on guarantees requires a strong relationship between the Guarantee Chain and the eTIR international system. The Guarantee Chain sends information on each issued guarantee to the eTIR international system. The recording of this information in the eTIR international system is conditional on checks made against the International TIR database (ITDB) concerning authorized holders.

2.1.2.2.1 *Registration of the guarantee*

After having issued a guarantee to the holder, the Guarantee Chain shall register it in the eTIR international system by sending a standard electronic message.

- a. Elements comprising the registration of the guarantee

i) *Holder (M)*⁹

Information on the physical or legal person to whom the guarantee has been issued.

ii) *Guarantee Chain (M)*

Information on the Guarantee Chain.

iii) *Guarantee (M)*

Information on the guarantee (guarantee reference number, validity date, guarantee type, ...)

2.1.2.2.2 *Cancellation of a guarantee*

Once a guarantee has been registered in the eTIR international system, the Guarantee Chain may cancel any guarantee which has not yet been used. It may also cancel the validity of a guarantee which is in use but only for the TIR operations which have not yet started. Such cancellation will, however, only become effective at the start of the first consecutive TIR operation.

2.1.2.2.3 *Verification of the guarantee*

The data on guarantees will be accessible to all Customs offices. If a holder presents to Customs a declaration covered by a guarantee which is not recorded in the eTIR international system or has been cancelled by the Guarantee Chain, then Customs authorities shall not accept it.

2.1.2.2.4 *Querying guarantee status*

Once a guarantee has been registered in the eTIR international system, the Guarantee Chain can query at any time the status of guarantees it has issued.

2.1.2.2.5 *Transmission of TIR transport and TIR operation data*

The eTIR international system notifies the Guarantee Chain of new information on TIR transports and TIR operations related to the guarantees it has issued, other than information which is restricted to Customs.

2.1.2.3 *Exchange of TIR transport and TIR operation information*2.1.2.3.1 *Data handling at the beginning of the TIR transport*

Once the Customs office of departure accepts the declaration, according to national procedures, it will send a message containing that information, together with additional Customs data, to the eTIR international system, in line with agreed requirements. The latter will then store the declaration information and link it with the guarantee information. This information is then sent to all Customs authorities involved in the TIR transport..

a. Recording of the elements comprising the TIR transport (and its subsequent updates)

The elements required for the TIR transport recording are those of the TIR operation 'start information' (see point 2.1.2.3.2.a(i)) plus all the elements provided in the declaration(s) (see 2.1.2.4.2.a).

⁹ M: Mandatory; O: Optional; C: Conditional.

2.1.2.3.2 *Data handling related to TIR operations*

a. Elements composing the TIR operation registration

i) *TIR operation start information*

The Customs office of departure/entry provides the following information:

- Operation Reference Number and date of start (M)
- Seals (C)

Information on the seal(s) affixed to the vehicle(s) and/or container(s) if seals are affixed, changed or removed.

- Results of checks
- Time limit for transit (O)

Time limit for the TIR operation.

- National itinerary (O)

Customs office(s) at which the road vehicle, the combination of vehicles or the container together with the load have to be produced.

- Customs office (M)

ii) *TIR operation termination information*

The Customs office of destination/exit provides the following information:

- Date of termination (M)
- Seals (C)

Information on the seal(s) affixed to the vehicle(s) and/or container(s) if seals are affixed, changed or removed.

- Results of checks
- Reservations (M)

In case of doubts with regard to the TIR operation, the Customs office of destination or exit indicates that it has terminated the TIR operation with reservations.

- Customs office (M)

iii) *TIR operation discharge information*

The Customs office of discharge is responsible for discharging the TIR operation and providing the following information:

- Date of discharge (M)
- Customs office (M)

2.1.2.4 *Other aspects*

2.1.2.4.1 *Issuance of guarantees*

The holder requests a guarantee from the Guarantee Chain, which will, on the basis of international, national and internal rules, decide if the guarantee can be issued to the holder. The Guarantee Chain will then provide the holder with a guarantee reference

number for that specific guarantee. This procedure is outside the scope of the development of the eTIR international system but is a prerequisite for its well functioning.

The Guarantee Chain registers the guarantee internationally as foreseen in point 2.1.2.2.1.

2.1.2.4.2 *Declaration/advance cargo information*¹⁰

The holder submits the advance cargo information by electronic means to the Customs office of departure, making reference to a guarantee issued by a Guarantee Chain, using authentication mechanisms. The declaration shall be submitted prior to the presentation of the goods at the Customs office of departure.

Customs authorities shall, if satisfied, validate and accept the Customs declaration and transmit it to the eTIR International system. The eTIR international system forwards this information to the following Customs authorities involved in the TIR transport.

The declaration is dealt with at national level between the holder and the Customs authorities, according to the standards defined by the eTIR project. The following elements shall be provided in the declaration since these elements are also part of the registration of the TIR transport information (see 2.1.2.3.1.a).

a. Elements comprizing the declaration

i) *Holder (M)*

Information on the physical or legal person who is responsible for transporting the goods and submitting the declaration.

ii) *Guarantee (M)*

The guarantee reference number under which the TIR transport will be undertaken.

iii) *Goods (M)*

Information on the goods transported (e.g.: type, quantity, identifications, Customs office of departure, Customs office of destination, ...).

iv) *Mean of Transport/Containers (M)*

Information on the mean of transport and/or containers used to transport and /or carry the goods.

v) *Attached documents (O)*

Reference to all documents, paper or electronic, which are attached to the declaration.

vi) *[Consignee (O)]*

Information on the physical or legal persons to whom goods are shipped.]

vii) *Intended itinerary (Country level) (M)*

Countries intended to be involved in the TIR transport.

¹⁰ For a detailed explanation see Annex VI.

viii) *[Consignor (M)]*

Information on the physical or legal persons from whom goods are shipped.]

ix) *[Subcontractors]*

Information on the physical or legal person who performs the transport or a part of the transport on behalf of the holder.] under discussion

2.1.2.4.3 *Pre-arrival information*

One of the objectives of the eTIR international system, as defined by the Contracting Parties, is to provide Customs authorities with information prior to the arrival of cargos. This applies to information provided by the private sector as well as to information exchanged between Customs authorities. Therefore, the eTIR international system forwards to Customs authorities all information as soon as it is received (push principle).

2.1.2.5 *Data exchange*2.1.2.5.1 *Central platform*

The eTIR international system is built around a central platform, which is a composed of hardware and software, including databases and web services. The databases serve to store and make the information available and acts as repository for all information concerning the TIR system, whereas the web services allow for an efficient and secure interfacing between the Contracting parties, the Guarantee Chain and the central platform.

2.1.2.5.2 *Communication*

The eTIR international system may use secure Internet connections to exchange messages.

2.1.2.5.3 *Standard messages*

The exchange of data with the eTIR international system is achieved by means of a set of predefined standard messages. All messages needed to ensure the functioning of the eTIR international system are described in Chapter 3.

2.1.2.6 *Security*2.1.2.6.1 *The elements of security from the TIR Convention*2.1.2.6.2 *Controlled access (Annex 9, Part II)*

Controlled access remains a major principle of the TIR system. The ITDB will be fully used to ensure that only authorized holders use the TIR system.

2.1.2.6.3 *Security data elements*

Data elements concerning supply chain security are contained in Chapter 3.

2.1.2.6.4 *eTIR international system security*

The eTIR international system is secured with security methods applicable to systems communicating via the Internet. Messages are encrypted and access is restricted to authorize users. The system is available 24/7.

2.1.2.7 *Accompanying document / Certified report*

An accompanying document, printed by the Customs office of departure, provides all information regarding the TIR transport. This document also covers the need in case of accidents and incidents and replaces the certified report.

2.1.2.8 *Fallback solutions*

If Customs offices or the Guarantee chain are not in a position to use the standard communication links between their systems and the eTIR international system (web services), the information will be securely exchanged by means of the eTIR website (See 2.1.3.2.3.). If the Customs offices electronic system or the communication channels are not functioning, they will rely on the accompanying document to obtain or provide the required information.

Detailed fallback solutions for individual use cases are contained in Chapter 2.3.

2.1.3 **Deliverables**

2.1.3.1 *National deliverables*

2.1.3.1.1 *National management of data*

The national computer systems of the countries process electronically the data from and to the eTIR international system. The national applications are primarily focused on reception and validation of the electronic declaration as well as on the management of the TIR operations.

2.1.3.1.2 *Bridges to the eTIR international system*

National computer systems communicate with the eTIR international system using a predefined set of standard messages and technology.

2.1.3.1.3 *User manuals and training*

Customs administrations provide their Customs officers with the necessary documentation and training to ensure the proper use of the national parts of the eTIR international system. They can also provide documentation for holders.

2.1.3.2 *International deliverables*

2.1.3.2.1 *Central databases*

The central platform is based on a central database system, which stores the data and contains the functional rules that allow the functioning of the eTIR international system.

The databases contain information on the data on guarantees and their coverage, and link the issued guarantees with the holder. Moreover, they contain all data regarding the TIR transports linking them to the guarantee information.

2.1.3.2.2 *Web services*

Web services implemented on the central platform allow authorized computer systems to interact securely with the eTIR international system. The web services provide, in a standard format, the functions which allow querying and updating the central database.

2.1.3.2.3 *eTIR website*

The eTIR website, made available internationally, is an alternative secure connection to the eTIR international system. It has the same functionalities as the web services.

2.1.3.2.4 *Definitions of standard messages*

All messages sent to or received from the eTIR international system are defined and listed in Chapter 3.

2.1.3.2.5 *Technical documentation*

The technical documentation will ensure that the Customs authorities and the Guarantee Chain can develop their specific applications connected to the eTIR international system.

2.1.3.2.6 *User manuals and training for trainers*

The user manuals and the training for trainers serve as basis for the development of national user manuals and national training programs. They describe the procedures, the best practices as well as all tools available in eTIR international system.

2.1.3.2.7 *Helpdesk*

A helpdesk is available to Customs authorities and the Guarantee Chain to help in the implementation of the eTIR international system.

2.1.3.2.8 *Customs offices database*

A database in which information on all Customs offices involved in the eTIR international system is stored.

2.1.3.2.9 *Countries database*

A database containing information on all countries involved in the eTIR system.

2.1.3.2.10 *Authentication database*

In order to technically restrict access to the eTIR international system to those users who have been authorized, a security database is used.

2.1.3.3 *Other required systems*

2.1.3.3.1 *Authorized access database*

To ensure that guarantees are only issued to authorized holders, the eTIR international system links to the ITDB.

2.1.3.4 *Languages and character sets*

The eTIR international system will allow for the translation of all coded information in order to ensure the maximum transparency. In order to allow the transmission and display of all languages, the character set used by the eTIR international system is Unicode.

In case of textual descriptions, the language of the country where the information has been provided shall be used. Nevertheless, translations in other languages can also be provided and are sometimes required.

2.2 Step-by step implementation

The eTIR international system as defined in Chapter 2.1 is subdivided in two major modules: management by Customs of data on guarantees and data exchange, which should be developed simultaneously in order to obtain maximum benefits.

The full computerization of the TIR procedure depends on the complete implementation of both modules by all parties involved. Transitional steps will be required before all Contracting Parties of the Convention will exchange electronic information. In view of the wide geographical coverage of the TIR Convention and the different levels of technological development of the countries concerned, the duration of the transition may vary from country to country.

2.2.1 Management by Customs of data on guarantees module

The management by Customs of data on guarantees module, as described in Chapter 2.1.2.2, allows the Guarantee Chain to electronically register in the eTIR international system all guarantees issued to the holders. Moreover, it enables Customs authorities to check the validity of the guarantee in the course of a TIR transport and before each TIR operation.

Introducing the management by Customs of data on guarantees into the eTIR international system will increase the security of the TIR system by making available, at any time, information on the validity of the guarantees. Moreover, by linking the consultation of the status of the guarantee to the ITDB, it will further secure the system by ensuring that unauthorized holders will not be allowed to perform TIR transports. Logically, it will also further discourage attempts to falsify the TIR Carnet.

The corner stone of the management by Customs of data on guarantees module is the registration of the guarantee by the Guarantee Chain. It implies the development of the eTIR international system with all related functionalities and the development or the amendment of a tool allowing for real-time transmission by the Guarantee Chain of guarantee data to the eTIR international system

2.2.2 Data exchange module

The second module of the eTIR project focuses on developing the TIR transport and TIR operations information exchange combining them with the guarantee information provided by the Guarantee Chain.

In view of the fact that not all Customs offices will immediately have access to the eTIR international system, the use of present paper TIR Carnet will be maintained and remains mandatory. Nevertheless, all eTIR compatible Customs offices will already be in a position to have access to and update the central system with TIR transport/TIR operation information.

It can be envisaged that one or more pilot projects concerning the exchange of data between Contracting Parties can be initiated, in line with the mandate provided by WP.30 (TRANS/WP.30/212, para. 21).

2.2.3 Abolition of the present TIR Carnet: a geographical expansion

Before being able to completely abandon the present paper TIR Carnet, all parties involved in a TIR transport will have to be able to securely exchange electronic information on the TIR transport, the TIR operations and on the guarantee. To enable a smooth transition towards a fully computerized TIR system, the use of the present paper TIR Carnet

will be discontinued for itineraries where all Customs offices will be linked to the eTIR international system.

As a result, for those TIR transports where the TIR Carnet will no longer be required, the full implementation of the second phase of the eTIR project will become mandatory for all Customs offices involved. Issues with regard to rerouting are addressed in the analysis and design chapters.

2.2.4 Parallel projects

2.2.4.1 Declaration mechanisms

In parallel to the implementation of the eTIR international system, standard eTIR national electronic declaration mechanisms will also have to be developed, aided by guidelines established in the analysis chapter. In this context, it can also be envisaged that standard declaration mechanisms are facilitated by developments from Customs administrations or from the private sector, nationally or internationally.

2.2.5 Schedule

The eTIR sub-projects imply developments at public and private level. Moreover, the public developments will be of both an international and national nature.¹¹

The following schedule does not provide any timeframe; it only aims at showing the dependencies between the various projects in their different phases of development. The national implementations of the projects by Contracting Parties will certainly not be achieved simultaneously. Therefore, the schedule below considers three different timeframes, covering the possibilities for countries to develop their projects at their own speed.

Table 2.1

Step-by-step implantation schedule

<i>Sub-projects</i>	<i>Steps¹²</i>
<i>eTIR project</i>	
Public international	I E C T
Public national	
Contracting Party 1	E C T
Contracting Party 2	E C T
Contracting Party 3	E C T
Private ^{13,14}	E C T
<i>Parallel projects</i>	
National declaration mechanism	
Contracting Party 1	E C T
Contracting Party 2	E C T

¹¹ The same might apply to the private sector development but it is not the aim of this project to provide the private sector with instructions on how their systems will have to be developed or updated in order to meet the requirements of the eTIR project.

¹² The letters in the cells represent the different phases as identified in table 0.1 of the Reference Model (I: Inception, E: Elaboration, C: Construction, T: Transition). Steps in italics are performed at national level or at private sector level. Steps in bold need to be finalized before reaching the milestone (indicated by vertical lines).

¹³ The well functioning of the private/public partnership is essential to successfully implement this project.

¹⁴ The IRU emphasised that this part of the computerization has already been largely accomplished.

<i>Sub-projects</i>	<i>Steps¹²</i>			
Contracting Party 3			<i>E</i>	<i>C</i>
Private ¹⁵	<i>E</i>	<i>C</i>	<i>T</i>	
<i>Paper to electronic step-by-step transition</i>	1	2	3	4

2.2.5.1 *Paper to electronic step-by-step transition*

The transition from the paper TIR Carnet to the eTIR system will be achieved progressively, with the completion and implementation of the projects at the national and international level. In the schedule above, four major steps are identified:

1: Before the eTIR international system will be in place, allowing the exchange of information between the Guarantee Chain and the eTIR international system as well as allowing countries to exchange data, the paper TIR Carnet and the actual private or public systems will remain the only possible tool for the management of the TIR procedure.

2: Once the eTIR international system is available and the Guarantee Chain interoperates with the system in order to provide the guarantee information, countries will start linking up to the eTIR international system, in order to obtain validation of the guarantees submitted by the holders.

3: When all Contracting Parties along a specific itinerary will have been computerized (the guarantee and data exchange modules as well as the declaration mechanisms), there will be no more need to use the present paper TIR Carnet for TIR transports along this itinerary. During this step, some TIR transports will continue to use paper TIR Carnets whereas others will be performed under cover of eTIR.

4: When all Contracting Parties of the TIR Convention will have implemented both modules as well as the appropriate declaration mechanisms, the present TIR Carnet will be completely abandoned.

2.3 Use cases analysis

The elaboration of the use case analysis is based on the instruction by the WP.30 that the eTIR project should evolve around the establishment of an international centralized database in order to facilitate the secure exchange of data between national Customs systems and that the management of the data on guarantees, once the Guarantee Chain had issued a guarantee to an holder, should lie with Customs (ECE/TRANS/WP.30/226, para. 41).

2.3.1 *Management by Customs of data on guarantees use case*

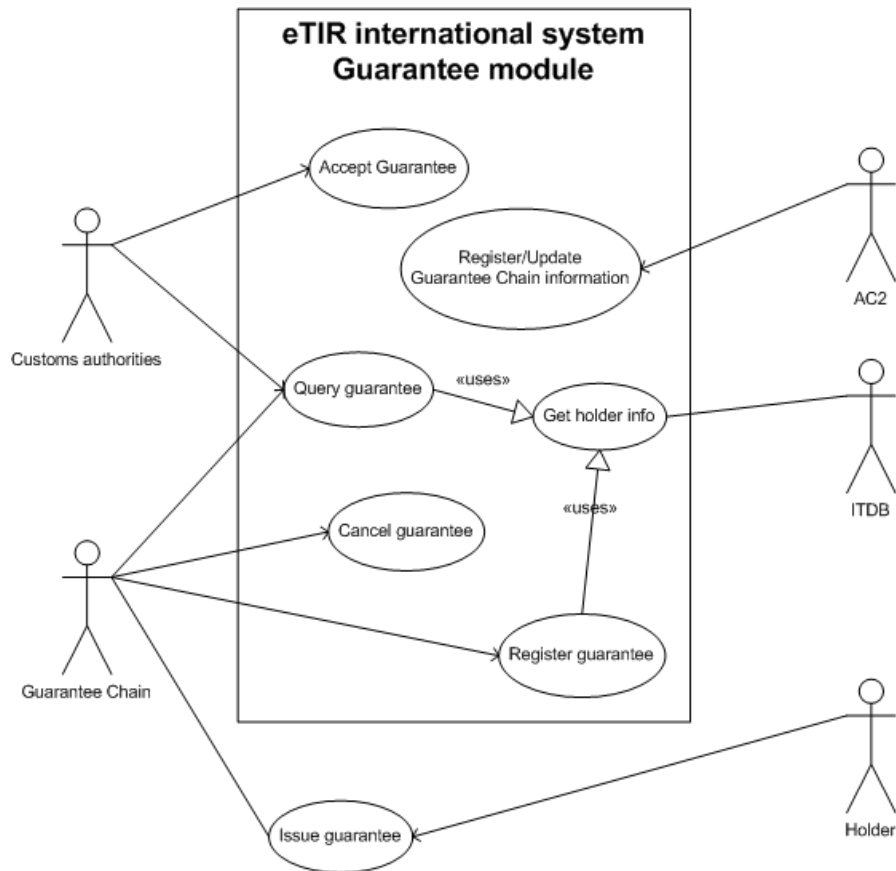
The management by Customs of data on guarantees requires that the Guarantee Chain updates the guarantees directly in the eTIR international system right after having issued them to holders.

¹⁵ It is envisaged that the private sector will provide declaration mechanisms, in particular to authorize holders submitting declarations in a country other than their country of registration.

2.3.1.1 Management by Customs of data on guarantees use case diagram

Figure 2.2

Customs management of guarantees use case diagram



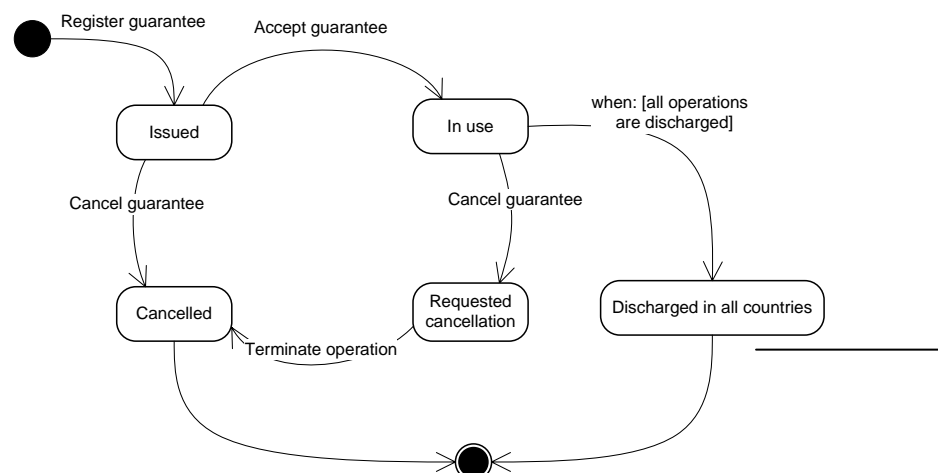
2.3.1.2 Guarantee state chart diagram

The guarantees registered in the eTIR international system will have their status updated all along the TIR transport. The following state chart diagram shows the various statuses as well as the transition even between them.

The guarantee status can be:

- Issued
- In use
- Proposed cancellation
- Cancelled
- Discharged in all countries

Figure 2.3
Guarantee state chart diagram



2.3.1.3 Register Guarantee Chain use case description

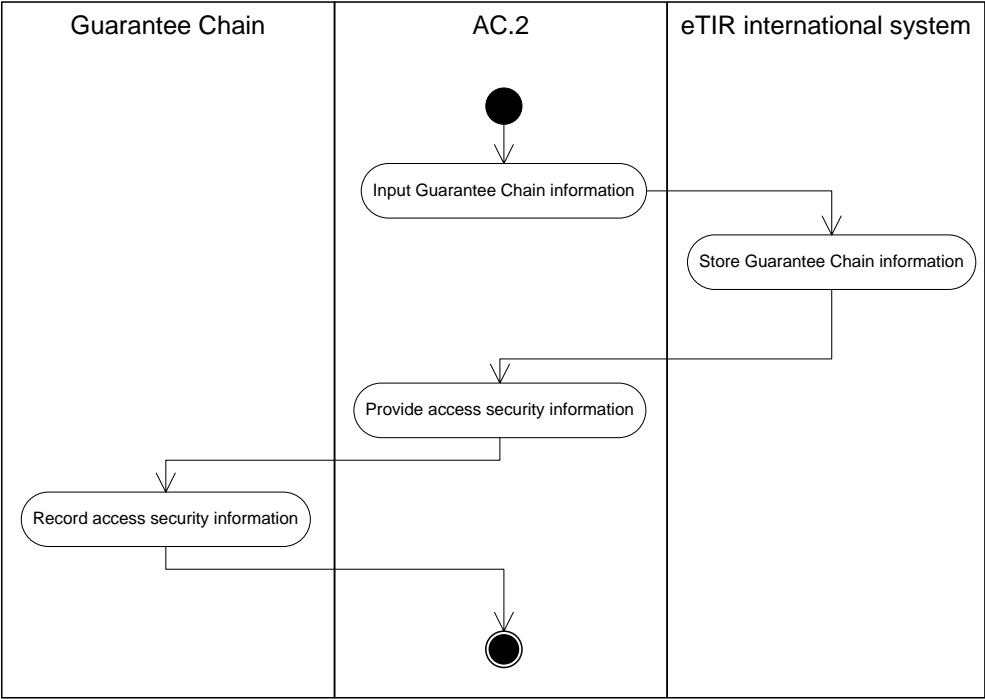
Table 2.2

Register/Update Guarantee Chain information use case description

Name	Register/Update Guarantee Chain information use case
Description	Once the Guarantee Chain has been authorized, it is registered in the eTIR international system.
Actors	AC.2
Performance Goals	Only authorized Guarantee Chains can register guarantees in the eTIR international system.
Preconditions	-
Postconditions	-
Scenario	<p>Registration</p> <p>The AC.2 authorizes an international organization to manage the Guarantee Chain in accordance with article 6.2bis of the TIR Convention. It records the Guarantee Chain in the eTIR international system and inserts the information on the type of guarantees it is allowed to register (including the geographical coverage of its guarantees). It also provides the necessary security information to the Guarantee Chain in order to allow it to access the system.</p>
Alternative Scenario	-
Special requirements	-
Extension Points	-
Requirements Covered	-

2.3.1.4 Register/Update Guarantee Chain information activity diagram

Figure 2.4
Register/Update Guarantee Chain information activity diagram



2.3.1.5 *Register guarantee use case description*

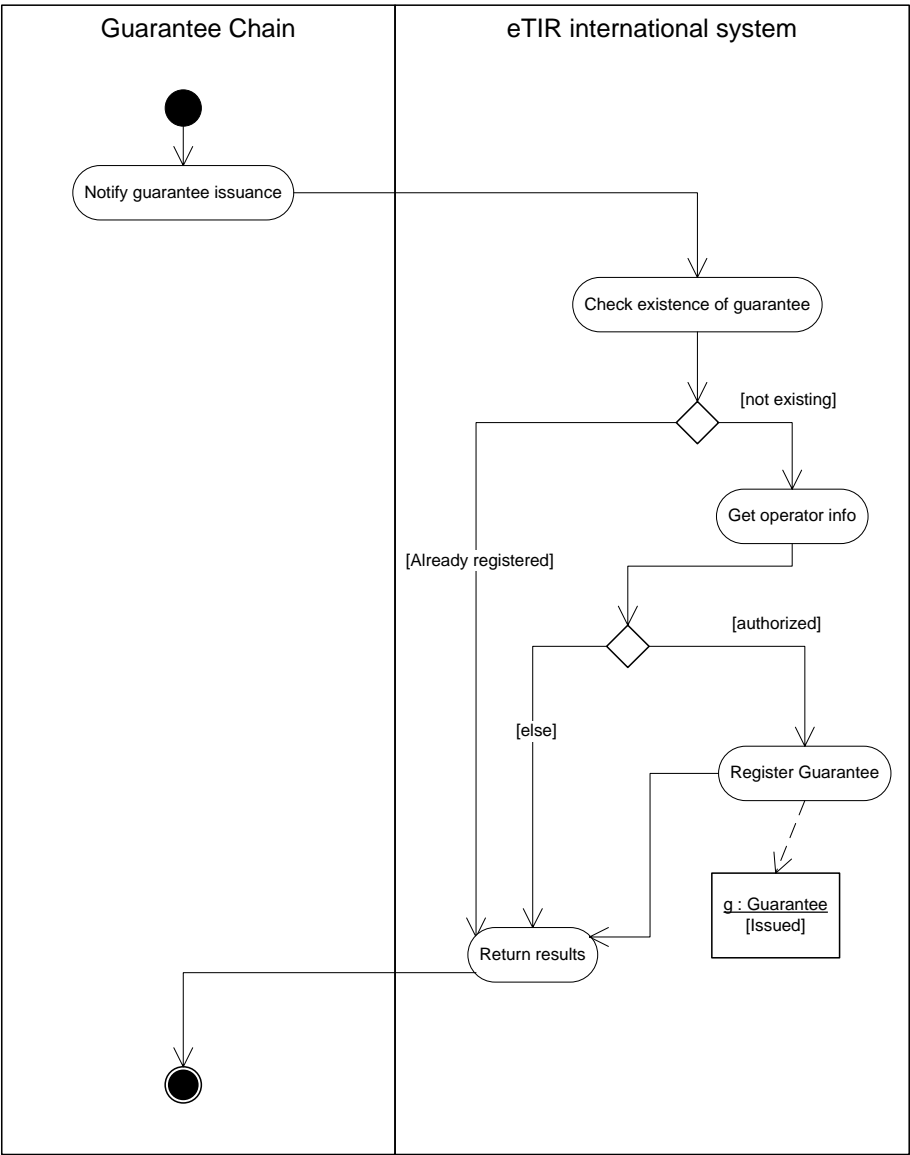
Table 2.3

Register guarantee use case description

Name	Register guarantee use case
Description	The Guarantee Chain registers each guarantee issued to a holder in the eTIR international system by sending an electronic message.
Actors	Guarantee Chain
Performance Goals	Any guarantee, issued to a holder, shall be registered in the eTIR international system before it can be used by a holder to accompany a declaration.
Preconditions	The holder, to whom the Guarantee Chain has issued a guarantee, must be authorized and registered in the ITDB and the eTIR international system should not contain a prior registration of the guarantee.
Postconditions	The guarantee information is stored in the eTIR international system with status “issued”.
Scenario	<p>Registration</p> <p>The Guarantee Chain issues a guarantee to a holder and sends a secure electronic message with all information regarding the guarantee to the eTIR international system. The eTIR international system checks if the guarantee has not yet been registered. Then it gets holder information, including its current status. In case the guarantee has not yet been registered and the holder is authorized, the system registers the guarantee and notifies the results of the registration of the guarantee to the Guarantee Chain. If the registration fails for any reason, the Guarantee Chain is informed accordingly.</p>
Alternative Scenario	<p>Fallback scenario</p> <p>If electronic messages cannot be sent to the eTIR international system by means of the web services, the eTIR website should be used.</p>
Special requirements	The Guarantee Chain cannot update any information it has registered in the eTIR international system. Only the cancellation of the guarantee is possible.
Extension Points	-
Requirements Covered	-

2.3.1.6 Register guarantee activity diagram

Figure 2.5
Register guarantee activity diagram



2.3.1.7 *Cancel guarantee use case description*

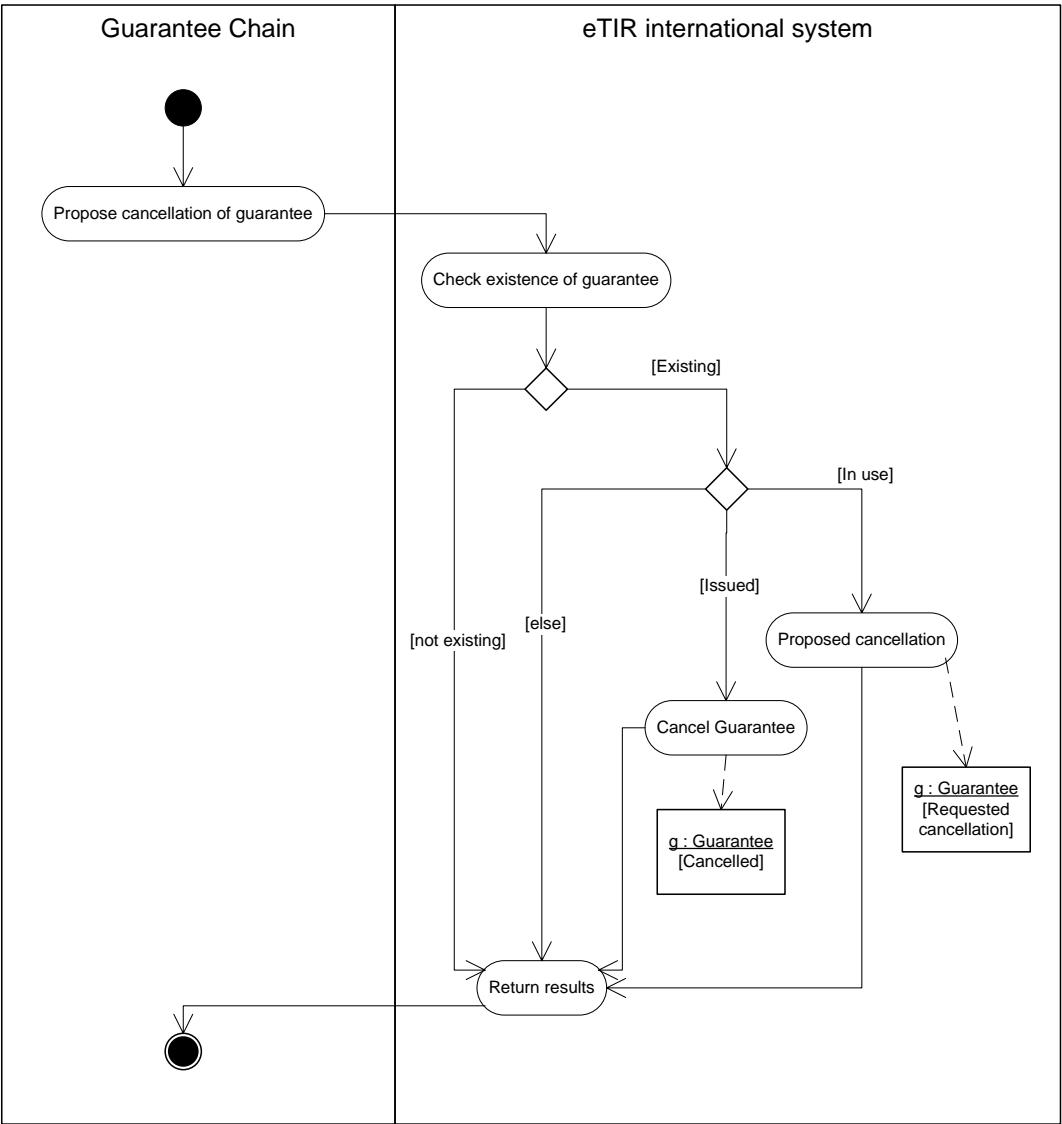
Table 2.4

Cancel guarantee use case description

Name	Cancel guarantee use case
Description	The Guarantee Chain cancels a guarantee after it has been issued to a holder by sending an electronic message to the eTIR international system.
Actors	Guarantee Chain
Performance Goals	-
Preconditions	The guarantee must have been registered and have the status “issued”. The guarantee can also have the status “in use”.
Postconditions	The guarantee status is changed to “cancelled”, “requested cancellation” or remains in its current status.
Scenario	<p>Cancellation</p> <p>The Guarantee Chain sends a secure electronic message to the eTIR international system to request the cancellation of a guarantee. First the eTIR international system checks that the guarantee is registered. Then in case the guarantee status is “issued”, the eTIR international system changes the guarantee status to “cancelled”. If the guarantee status is “in use”, its status is turned to “requested cancellation”.</p>
Alternative Scenario	<p>Fallback scenario</p> <p>If electronic messages cannot be sent to the eTIR international system by means of the web services, the eTIR website should be used.</p>
Special requirements	
Extension Points	-
Requirements Covered	-

2.3.1.8 Cancel guarantee activity diagram

Figure 2.6
Cancel guarantee activity diagram



2.3.1.9 *Accept guarantee use case description*

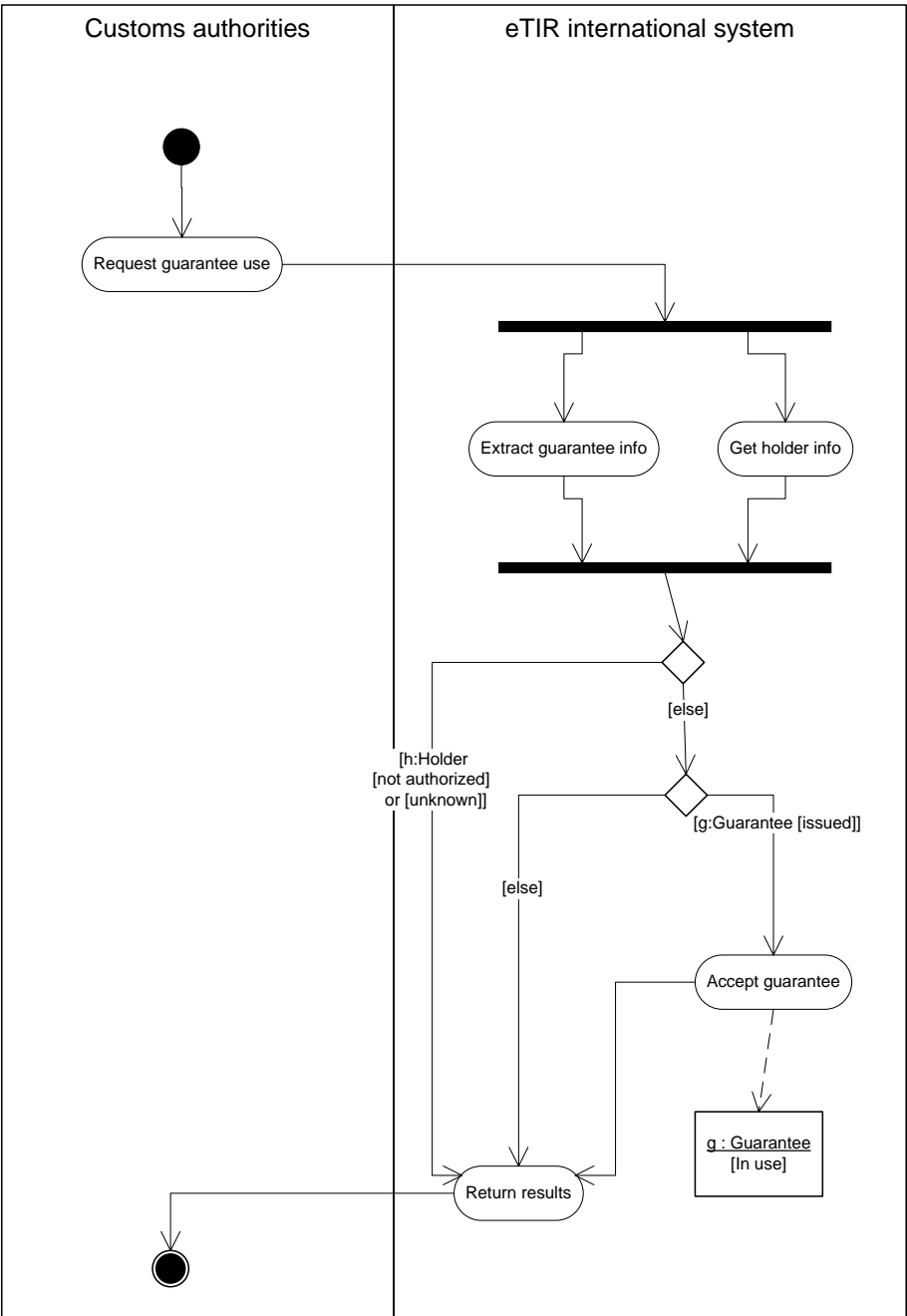
Table 2.5

Accept guarantee use case description

Name	Accept guarantee use case
Description	The Customs authorities notify the eTIR international system that the guarantee has been accepted.
Actors	Customs authorities
Performance Goals	-
Preconditions	The guarantee must be registered and its status must be “issued”. The Customs authorities at departure must also have received a TIR declaration. The holder must be registered in the database and authorized.
Postconditions	The guarantee status is changed to “in use” or remains at its current status.
Scenario	Accept guarantee Customs authorities send a secure electronic message to the eTIR international system informing that the guarantee has been accepted for a TIR transport.
Alternative Scenario	Fallback scenario If electronic messages cannot be sent to the eTIR international system by means of the web services, the eTIR website should be used.
Special requirements	-
Extension Points	-
Requirements Covered	-

2.3.1.10 Accept guarantee activity diagram

Figure 2.7
Accept guarantee activity diagram



2.3.1.11 *Get holder info use case description*

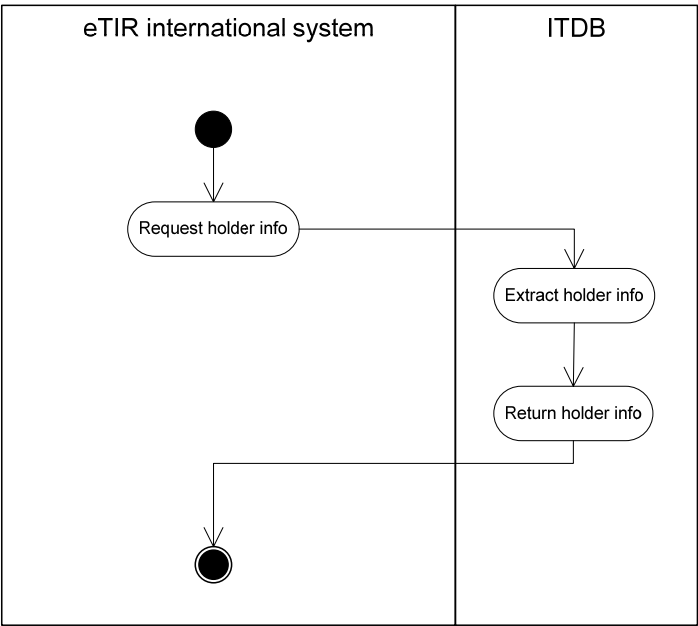
Table 2.6

Get holder info use case description

Name	Get holder info use case
Description	The eTIR international system queries the ITDB and receives data on a holder.
Actors	ITDB
Performance Goals	-
Preconditions	-
Postconditions	-
Scenario	The eTIR international system sends a query to the ITDB about a holder. The ITDB returns the data about this holder or sends a message indicating that the holder is unknown.
Alternative Scenario	Fallback scenario The holder status is returned as “not available”.
Special requirements	This use case is internal to the system and is used in the following use cases: <ul style="list-style-type: none"> • Register guarantee • Query guarantee • Accept guarantee The holder status can be: <ul style="list-style-type: none"> – “unknown” – “authorized” <ul style="list-style-type: none"> ▪ Withdrawn from date x to date y ▪ Excluded from date x to date y in country z – “not authorized” <ul style="list-style-type: none"> ▪ Permanently withdrawn ▪ End of activity – “not available”
Extension Points	-
Requirements Covered	-

2.3.1.12 Get holder info activity diagram

Figure 2.8
Get holder info activity diagram



2.3.1.13 Query guarantee use case description

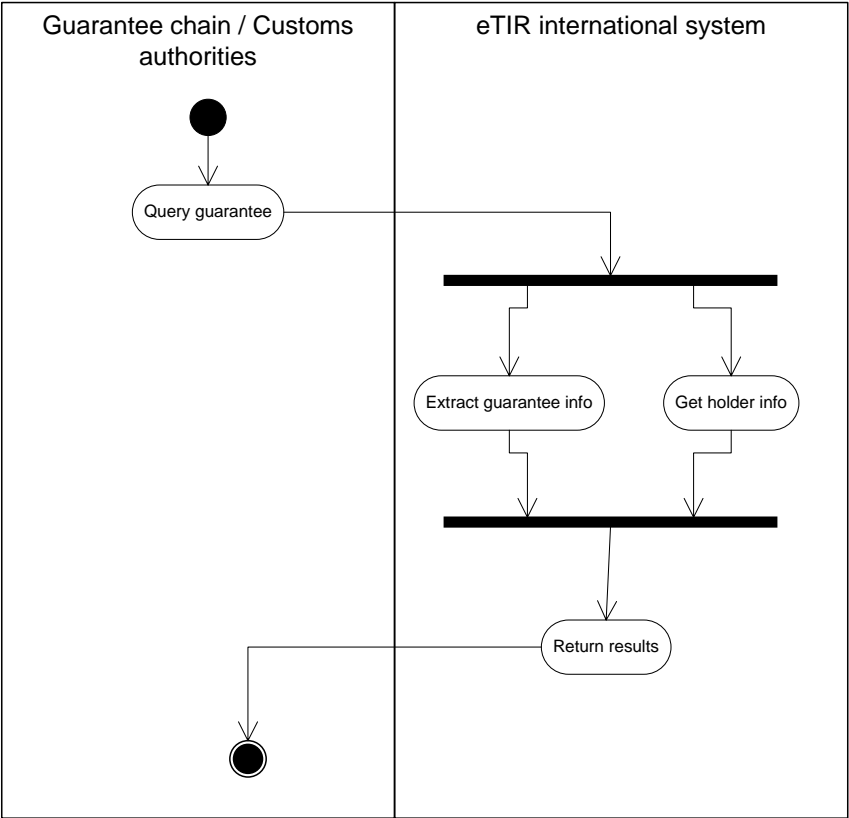
Table 2.7
Query guarantee use case description

Name	Query guarantee use case
Description	Customs authorities or a Guarantee Chain request the eTIR international system information on issued guarantees.
Actors	Guarantee Chain, Customs authorities
Performance Goals	-
Preconditions	-
Postconditions	-
Scenario	Query the guarantee A Guarantee Chain or Customs authorities send a secure electronic query to the eTIR international system. The eTIR international system extracts all data from the database concerning the guarantee and combines them with data on the holder (get holder info) and sends all information to Customs authorities or to the Guarantee Chain. If the guarantee has not yet been registered, the Customs authorities or the Guarantee Chain are informed accordingly.
Alternative Scenario	Fallback scenario Customs authorities and the Guarantee Chain can use the eTIR website.
Special	A Guarantee Chain can only query information on those guarantees

requirements	which he has issued and which have been registered by the eTIR international system. The eTIR international system also provides him with information on TIR transports attached to the guarantees issued by him.
Extension Points	-
Requirements	-
Covered	

2.3.1.14 Query guarantee activity diagram

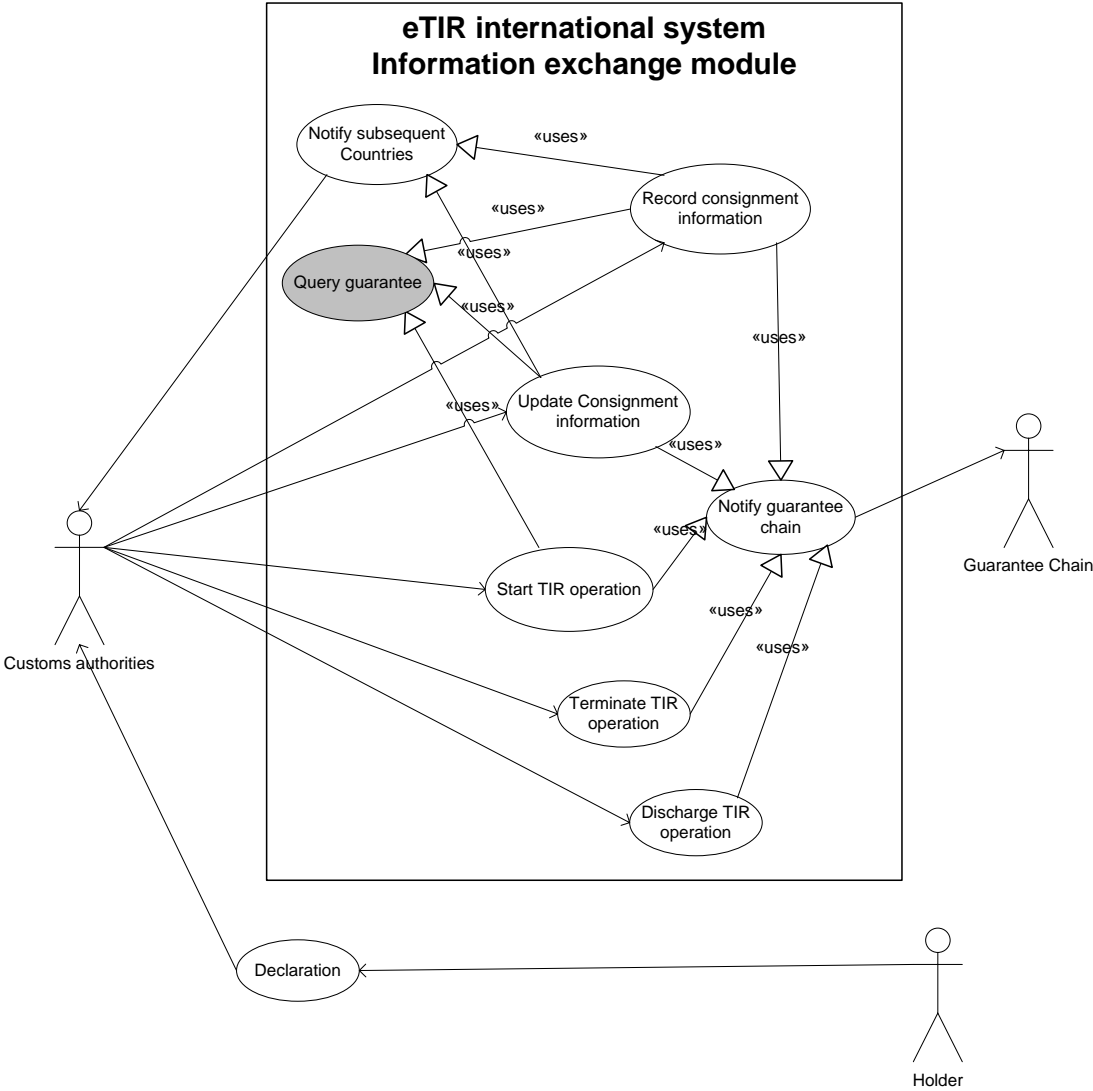
Figure 2.9
Query guarantee activity diagram



2.3.2 Data exchange use case

2.3.2.1 Data exchange use case diagram

Figure 2.10
Data exchange use case diagram¹⁶



¹⁶ Use cases in grey are defined in chapter 2.3.1.

2.3.2.2 *Record consignment information use case description*

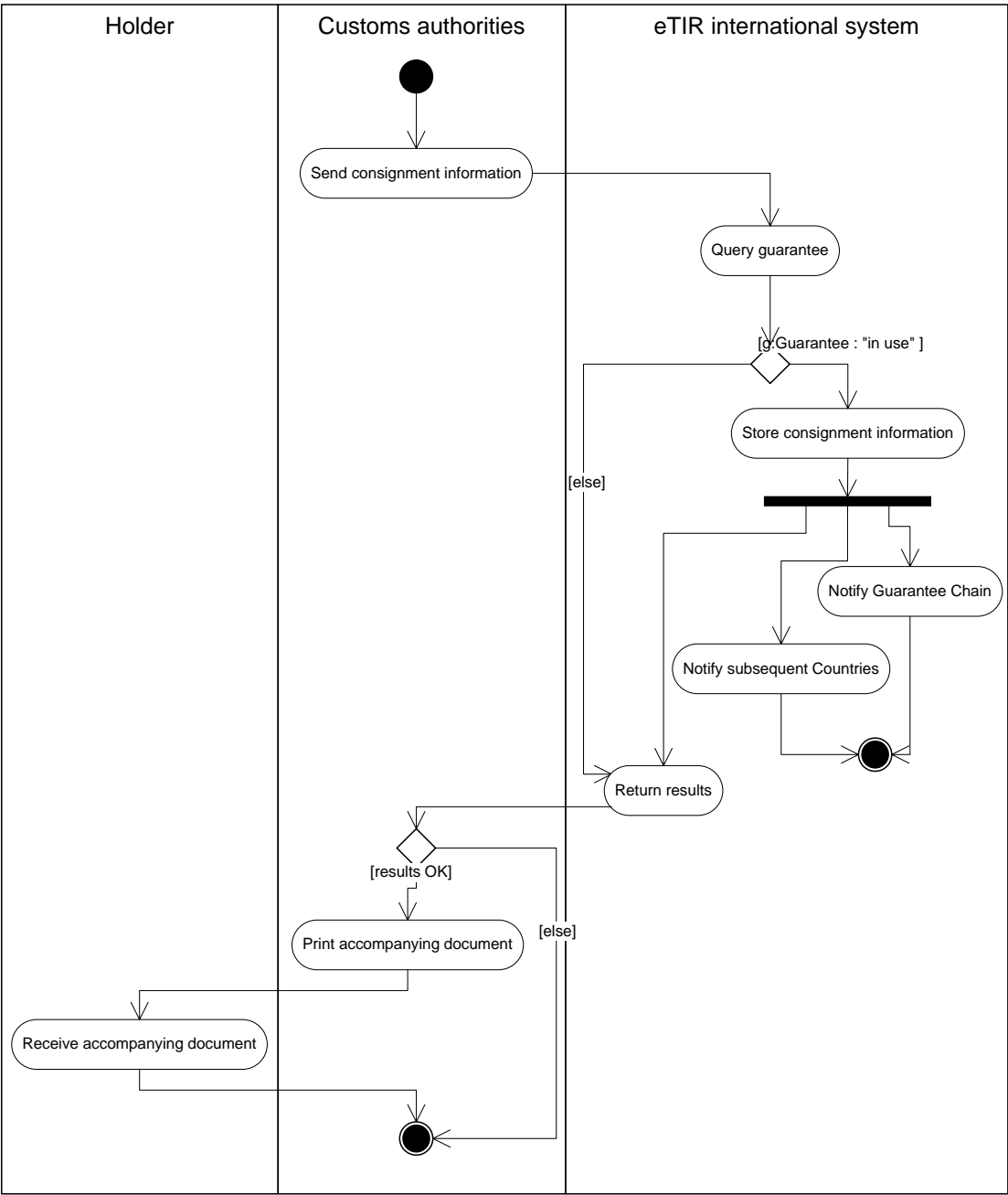
Table 2.8

Record consignment information use case description

Name	Record consignment information use case
Description	Information about the consignment is centrally stored.
Actors	Customs authorities
Performance Goals	
Preconditions	<p>The guarantee must have been accepted (status “in use”). The holder should be authorized and not currently excluded from any country along the itinerary.</p> <p>The declaration has been accepted by Customs Authorities.</p>
Postconditions	-
Scenario	The first Customs office of departure will send all data contained in the electronic declaration together with the information on seals affixed to the eTIR international system after having accepted the declaration and sealed the loading unit. The eTIR international system provides all subsequent countries indicated in the itinerary and the Guarantee Chain with the information. Customs authorities will provide the holder with an accompanying paper document.
Alternative Scenario	<p>Fallback scenario</p> <p>In case the transmission of information to the eTIR international system fails, the Customs authorities nevertheless accept the holder to start the TIR transport. Customs authorities will transmit the electronic data to the eTIR international system at the first opportunity or by means of the eTIR website. In the meantime, other Customs authorities will obtain the required information from the accompanying document.</p>
Special requirements	
Extension Points	-
Requirements Covered	-

2.3.2.3 Record consignment information activity diagram

Figure 2.11
Record consignment information activity diagram



2.3.2.4 *Update consignment information use case description*

Table 2.9

Update consignment information use case description

Name	Update consignment information use case
Description	The information related to a declaration is updated after subsequent loading or partial unloading, after the truck and/or the goods have been submitted to checks, after the itinerary has been changed or after the vehicle has been changed.
Actors	Customs authorities, holder
Performance Goals	
Preconditions	The declaration updates have been accepted by Customs Authorities. The holder should be authorized and not currently excluded from any country along the itinerary.
Postconditions	-
Scenario	<p>Intermediate loading points</p> <p>The intermediate Customs office of departure will send all data contained in the declaration to the eTIR international system together with the information on the new seals, after having accepted the declaration and resealed the vehicle or container. The eTIR international system provides all subsequent countries indicated in the itinerary and the Guarantee Chain with the updated information.</p>
Alternative Scenario	<p>Intermediate Unloading points</p> <p>After having sent a termination message and unloaded the goods concerned, the intermediate Customs office of destination will send information on the new seals affixed. The eTIR international system provides all subsequent countries indicated in the itinerary and the Guarantee Chain with the updated information. Customs authorities provide the holder with an updated accompanying paper document.</p> <p>Customs checks</p> <p>Having removed the seals from the vehicle or container, performed the necessary checks and resealed the vehicle or container, Customs authorities send a message to provide the eTIR international system with information on the new seals affixed. The eTIR international system provides all subsequent countries indicated in the itinerary and the Guarantee Chain with the updated information. Customs authorities provide the holder with an updated accompanying paper document.</p> <p>Change of itinerary</p> <p>After having been informed by the holder that the routing of the transport has changed, Customs authorities send a message to provide the eTIR international system with information on the new itinerary. The eTIR international system provides all subsequent countries indicated in the itinerary and the Guarantee Chain with the updated information. It also informs the countries removed from the itinerary that the TIR transport will not transit their country. Customs authorities provide the holder with an updated accompanying paper document.</p>

Vehicles change

After having been informed by the holder that a new vehicle (usually the tractor unit) will be used, Customs authorities send a message to provide the eTIR international system with information on the new vehicle. The eTIR international system provides all subsequent countries indicated in the itinerary and the Guarantee Chain with the updated information.

Fallback scenario

In case the transmission of information to the eTIR international system fails, the Customs authorities nevertheless accept the holder to continue the TIR transport. Customs authorities will transmit the electronic data to the eTIR international system at the first opportunity or by means of the eTIR website. In the meantime, other Customs authorities will obtain the required information from the accompanying document.

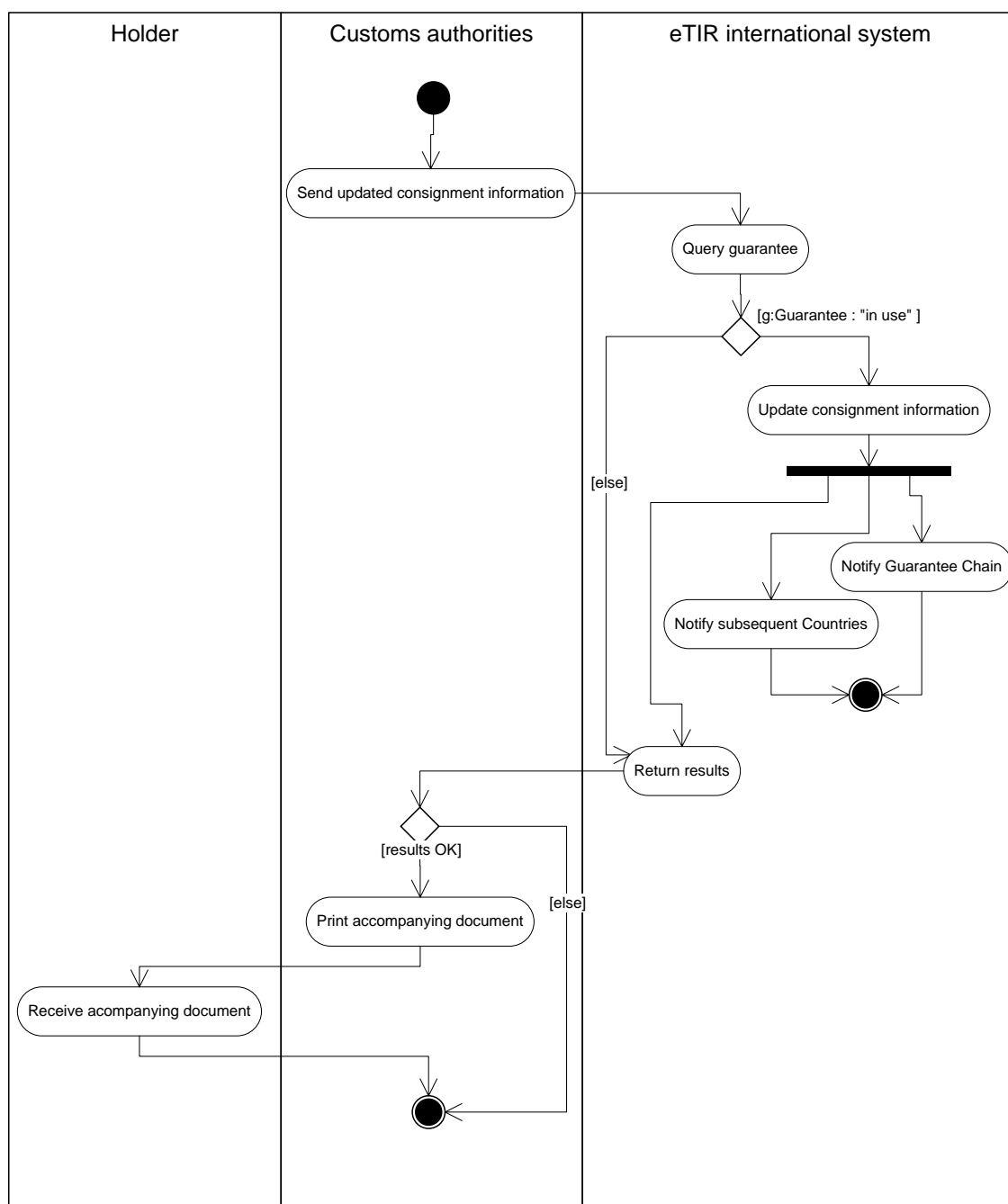
Special
requirements

Extension Points -

Requirements -
Covered

2.3.2.5 Update consignment information activity diagram

Figure 2.12

Update consignment information activity diagram

2.3.2.6 *Starting of TIR operation use case description*

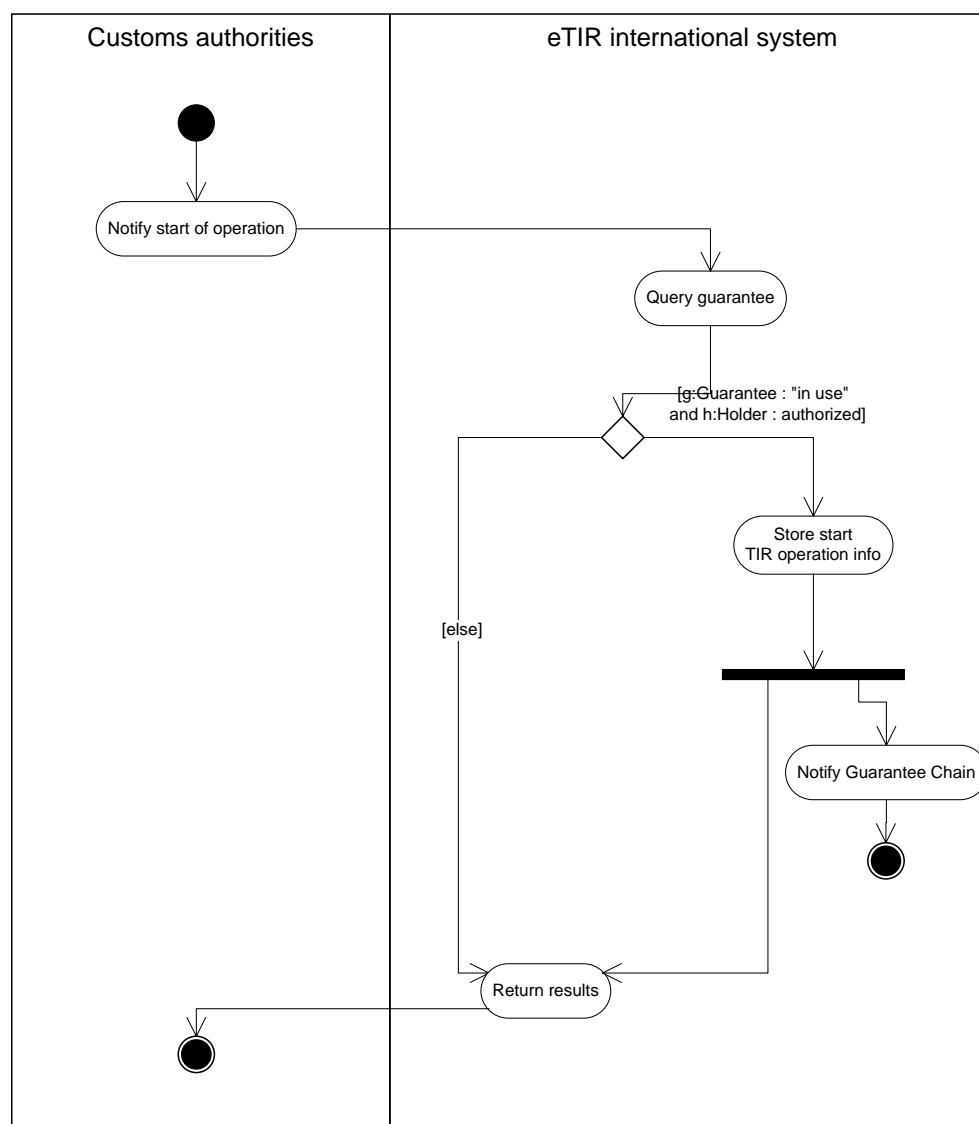
Table 2.10

Starting of TIR operation use case description

Name	Starting of TIR operation use case
Description	Customs authorities provide the eTIR international system with information regarding the start of a TIR operation.
Actors	Customs authorities
Performance Goals	-
Preconditions	Ensure the validity of the guarantee and the authorization for the holder.
Postconditions	-
Scenario	Customs authorities send a message to the eTIR international system notifying that a TIR operation has started. If the holder is authorized and the guarantee status is “in use”, the eTIR system saves the information and notifies the Guarantee Chain of the start of a TIR operation.
Alternative Scenario	Fallback scenario If electronic messages cannot be exchanged with the eTIR international system, the information regarding the start should be provided on the accompanying document. The status of the guarantee can be queried on the eTIR website.. Customs authorities will nevertheless send the start message at a later stage by means of the eTIR website..
Special requirements	-
Extension Points	-
Requirements Covered	-

2.3.2.7 Starting of TIR operation activity diagram

Figure 2.13

Starting of TIR operation activity diagram

2.3.2.8 *Terminate TIR operation use case description*

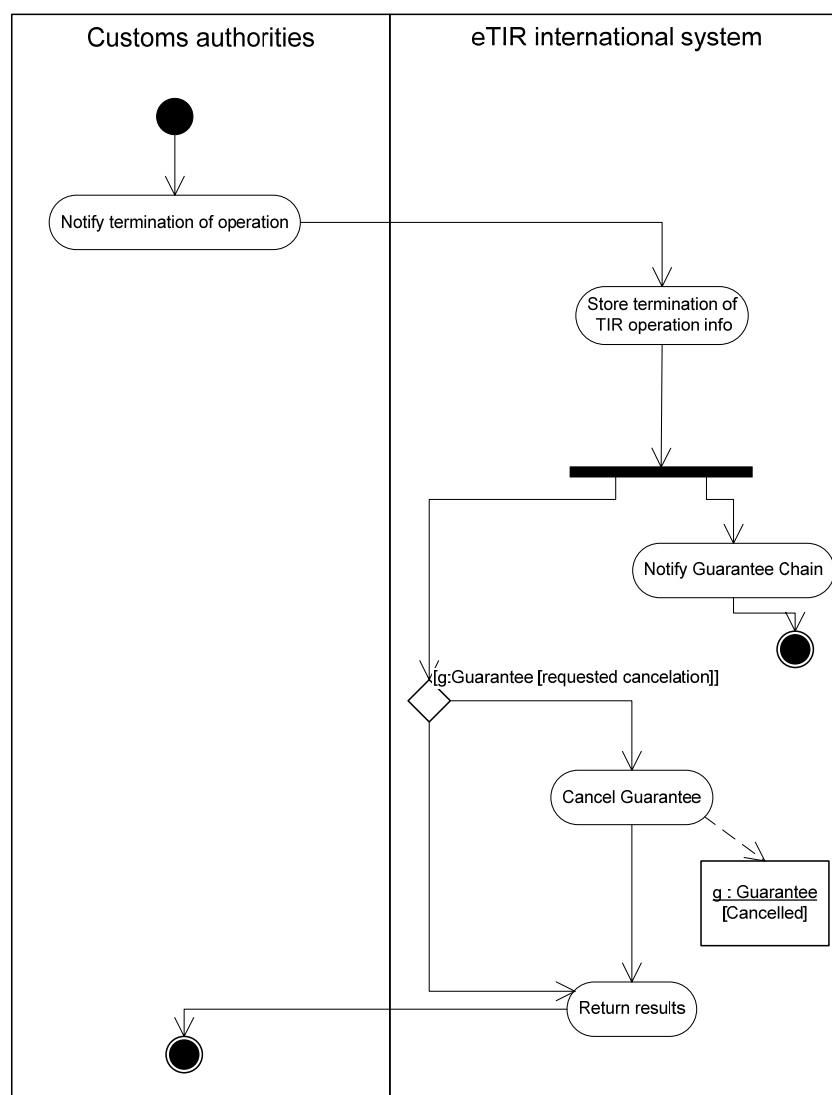
Table 2.11

TIR operation use case description

Name	Terminate TIR operation use case
Description	Customs authorities provide the eTIR international system with information regarding the termination of a TIR operation.
Actors	Customs authorities
Performance Goals	-
Preconditions	-
Postconditions	-
Scenario	Customs authorities send a message to the eTIR international system notifying that a TIR operation has terminated. The eTIR system stores the information, changes the status of the guarantee to cancelled in case the Guarantee Chain has requested cancellation and notifies the Guarantee Chain of the termination of all TIR operations, including the final termination, providing the data as required by Annex 10 of the TIR Convention.
Alternative Scenario	Fallback scenario If electronic messages cannot be exchanged with the eTIR international system, the information regarding the termination should be provided on the accompanying document. Customs authorities will nevertheless send the termination message at a later stage or by means of the eTIR website..
Special requirements	Termination can be made with reservations.
Extension Points	-
Requirements Covered	-

2.3.2.9 *Terminate TIR operation activity diagram*

Figure 2.14

Terminate TIR operation activity diagram

2.3.2.10 *Discharge TIR operation use case description*

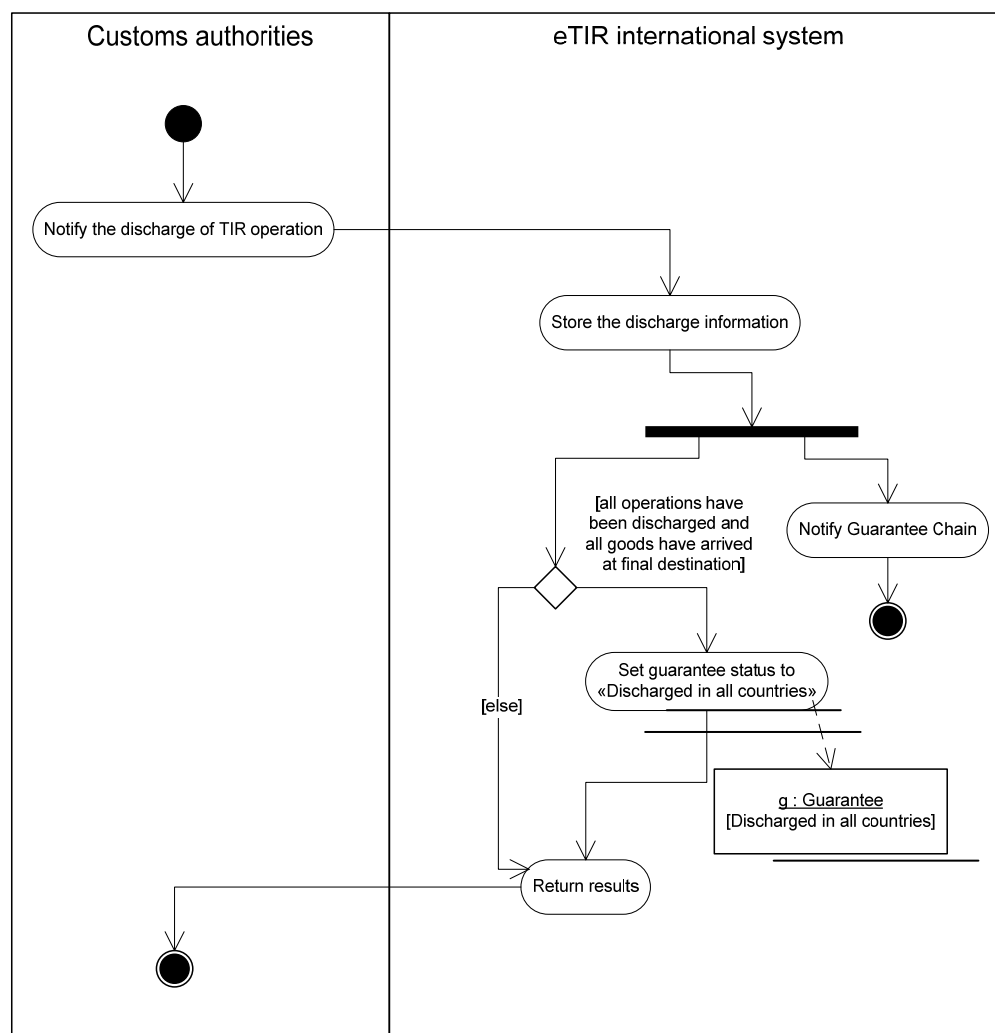
Table 2.12

Discharge TIR operation use case description

Name	Discharge TIR operation use case
Description	Customs authorities provide the eTIR international system with information regarding the discharge of a TIR operation.
Actors	Customs authorities
Performance Goals	
Preconditions	-
Postconditions	-
Scenario	Customs authorities send a message to the eTIR international system notifying that a TIR operation has been discharged. The eTIR international system stores the information and notifies the Guarantee Chain of the discharge of the TIR operations constituting a single TIR Transport. When all goods have reached their final destination and all TIR operations covered by the guarantee have been discharged, the status of the guarantee is changed to “discharged in all countries”.
Alternative Scenario	Fallback scenario If electronic messages cannot be exchanged with the eTIR international system, the information can be provided at a later stage or by means of the the eTIR website.
Special requirements	-
Extension Points	-
Requirements Covered	-

2.3.2.11 Discharge TIR operation activity diagram

Figure 2.15

Discharge TIR operation activity diagram

2.3.2.12 *Notify Guarantee Chain use case description*

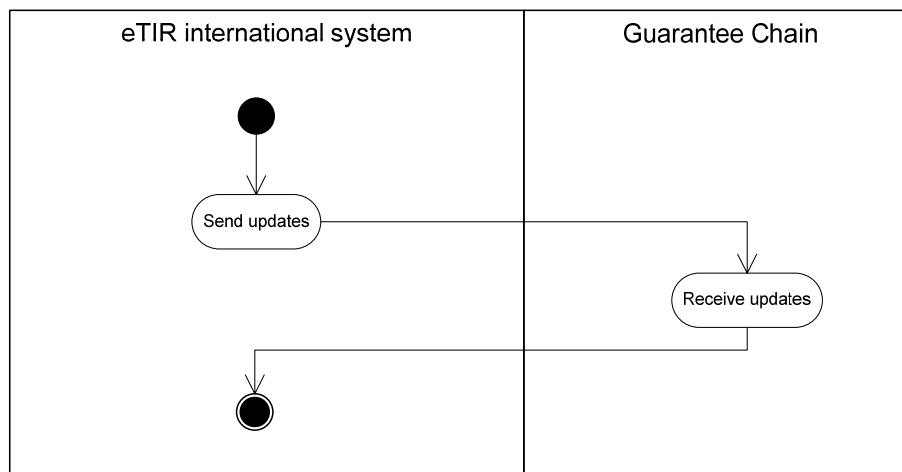
Table 2.13

Notify Guarantee Chain use case description

Name	Notify Guarantee Chain use case
Description	The eTIR international systems notifies the Guarantee Chain of changes in the information related to a guarantee it has issued.
Actors	Guarantee Chain
Performance Goals	
Preconditions	-
Postconditions	-
Scenario	The eTIR international system notifies the Guarantee Chain of changes in the information related to a guarantee it has issued by sending an electronic message.
Alternative Scenario	Fallback scenario In case any Guarantee Chain's computer system cannot be reached, the eTIR international system will continue to try sending the information. A monitoring system will detect problems and trigger prompt and appropriate reactions.
Special requirements	-
Extension Points	-
Requirements Covered	-

2.3.2.13 *Notify Guarantee Chain activity diagram*

Figure 2.16

Notify Guarantee Chain activity diagram

2.3.2.14 *Notify subsequent Countries use case description*

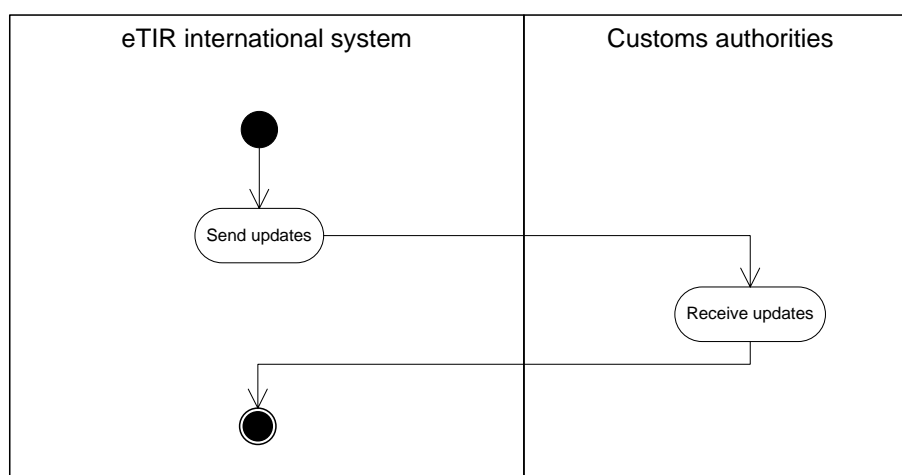
Table 2.14

Notify subsequent Countries use case description

Name	Notify subsequent Countries use case
Description	The eTIR international system notifies Customs authorities of information related to a consignment that will transit their territory.
Actors	Customs authorities
Performance Goals	
Preconditions	-
Postconditions	-
Scenario	The eTIR international system notifies Customs authorities of information related to consignments that will transit their territory by sending them electronic messages.
Alternative Scenario	Fallback scenario In case a national system is not available, the eTIR international system will continue to try sending the information. A monitoring system will detect problems and trigger prompt and appropriate reactions.
Special requirements	-
Extension Points	-
Requirements Covered	-

2.3.2.15 *Notify subsequent Countries activity diagram*

Figure 2.17

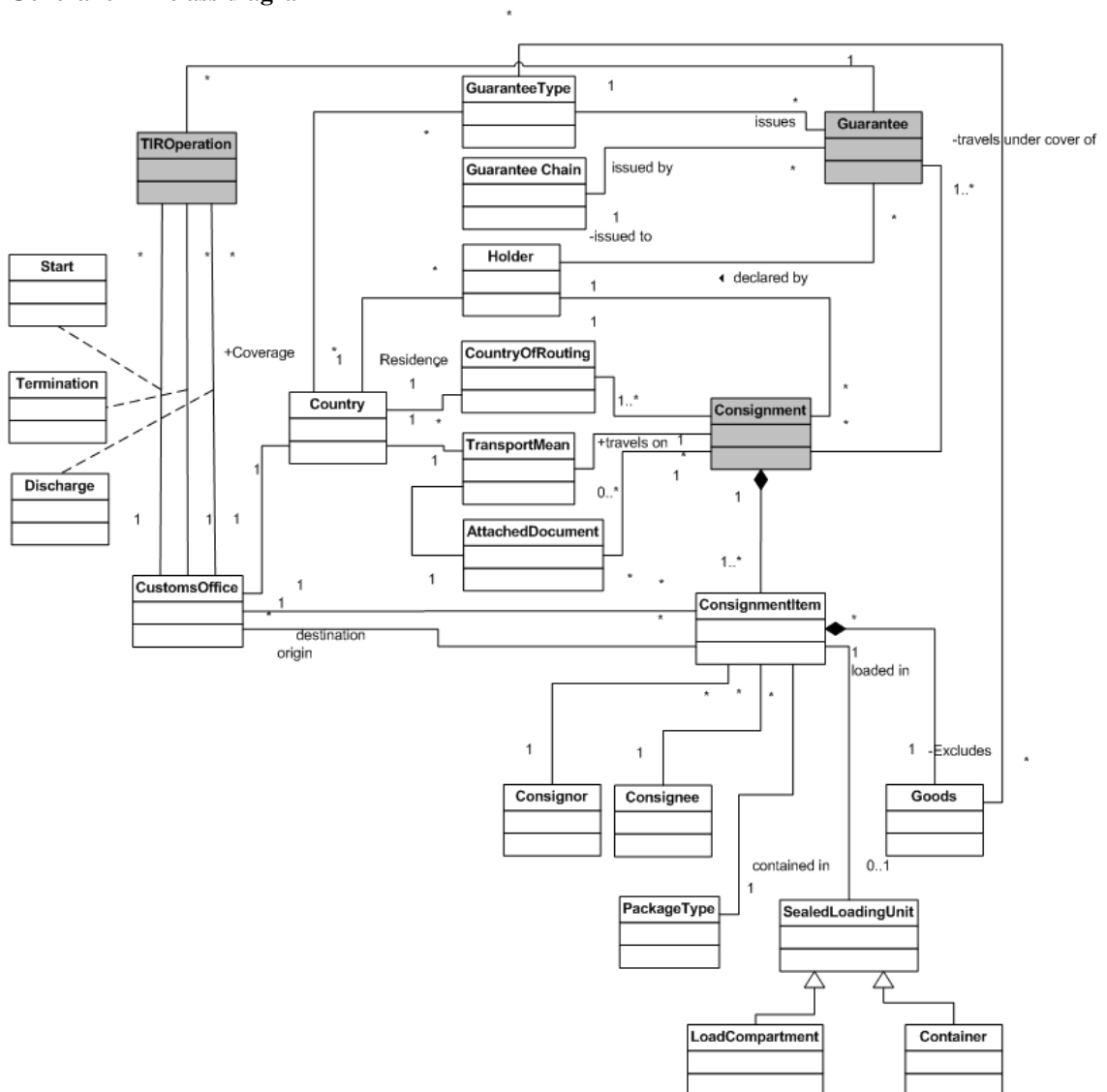
Notify subsequent Countries activity diagram

2.4 Class diagram

The class diagram in Figure 2.17 is articulated around 3 main classes (in grey): the guarantee, the consignment and the TIR operation.

- The guarantee class, because the majority of information exchanged with the eTIR international system will be referenced by means of the GRN.
- The consignment class, because it links all information regarding the goods in transit.
- The TIR operation class, because it allows the exchange of information previously contained in the counterfoils.

Figure 2.18
General eTIR class diagram



3. Analysis workflow

The purpose of the analysis chapter is to translate the requirements identified in Chapter 2 (eBusiness requirements) into specifications that enable software developers and message designers to further design the eTIR system.

8. Analysis goals are:

- (a) To build a set of business objects from the requirements contained in Chapter 2;
- (b) To transform the requirements set out in Chapter 2 into precise, object oriented specifications;
- (c) To provide a foundation for the design of electronic messages;
- (d) To provide all actors of the eTIR system with interfaces to hook on to their existing information systems;
- (e) To explicitly specify the dynamics of the eTIR system.

9. In order to achieve those goals, Chapter 3 provides further detail on the dynamic aspects of the eTIR system and completes the more general description provided by the activity diagrams in Chapter 2. It does so by means of sequence diagrams which describe the detailed interactions between actors and objects in the eTIR system. The identification of all these interactions is the basis for the elaboration of the electronic messages.

10. Furthermore, the class diagram in Chapter 2 is further developed and is now divided into three separate class diagrams, which include attributes and operations. The class diagrams will be used to design the messages and provide the structure of databases. They will also provide the basis for the development of the objects' methods.

The analysis chapter is therefore subdivided into two parts, starting with the activity analysis, which depicts the dynamics of the eTIR international system, and followed by a data analysis, which presents the attributes and the methods of the objects used and exchanged by the eTIR international system in the form of class diagrams.

3.1 Activity Analysis

3.1.1 Sequence diagrams

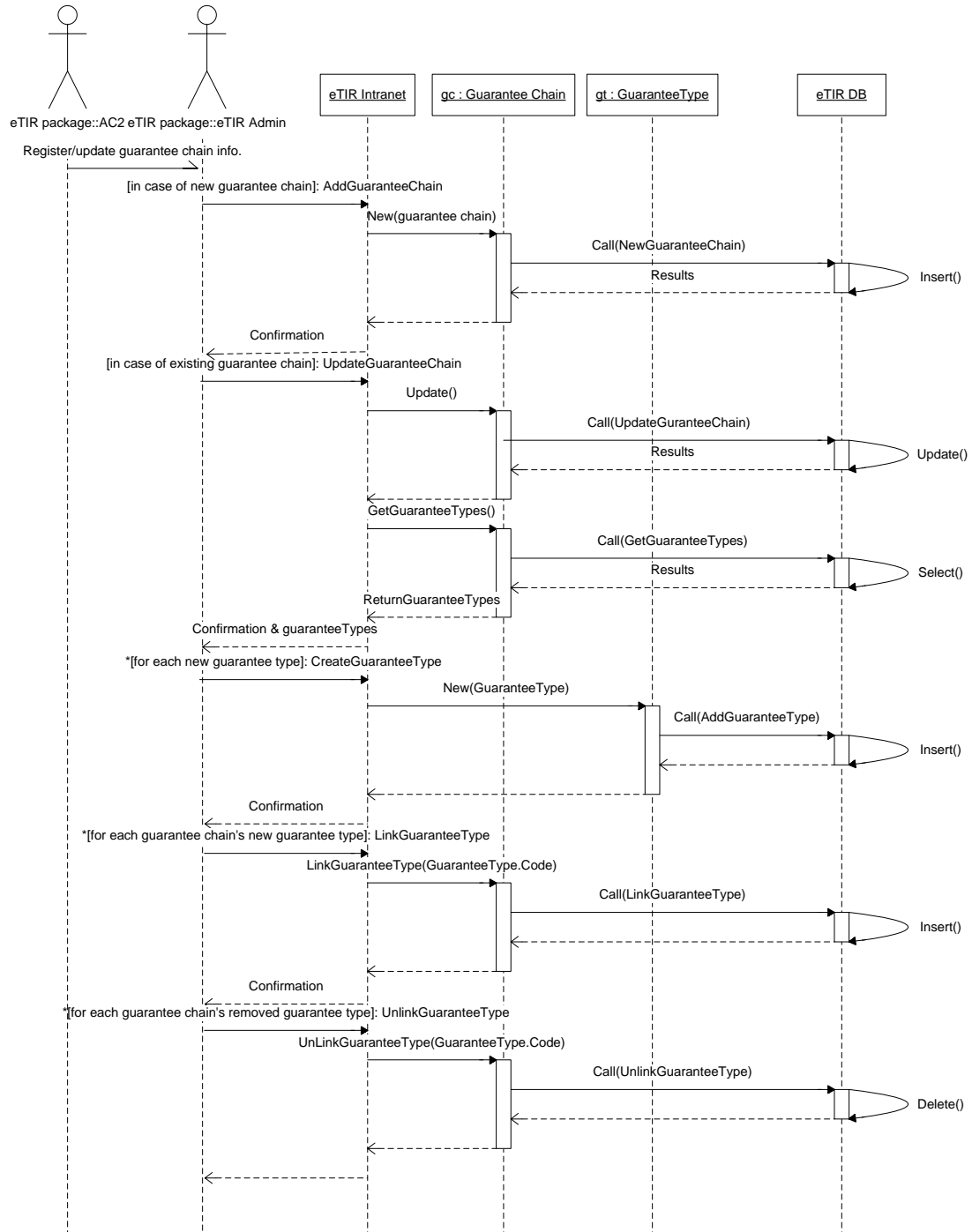
The following sequence diagrams are devised on the basis of the activity diagrams presented in Chapter 2.3. They describe in details all interactions between the actors and the objects of the system.

3.1.1.1 Management by Customs of data on guarantees

3.1.1.1.1 Register/update guarantee chain information

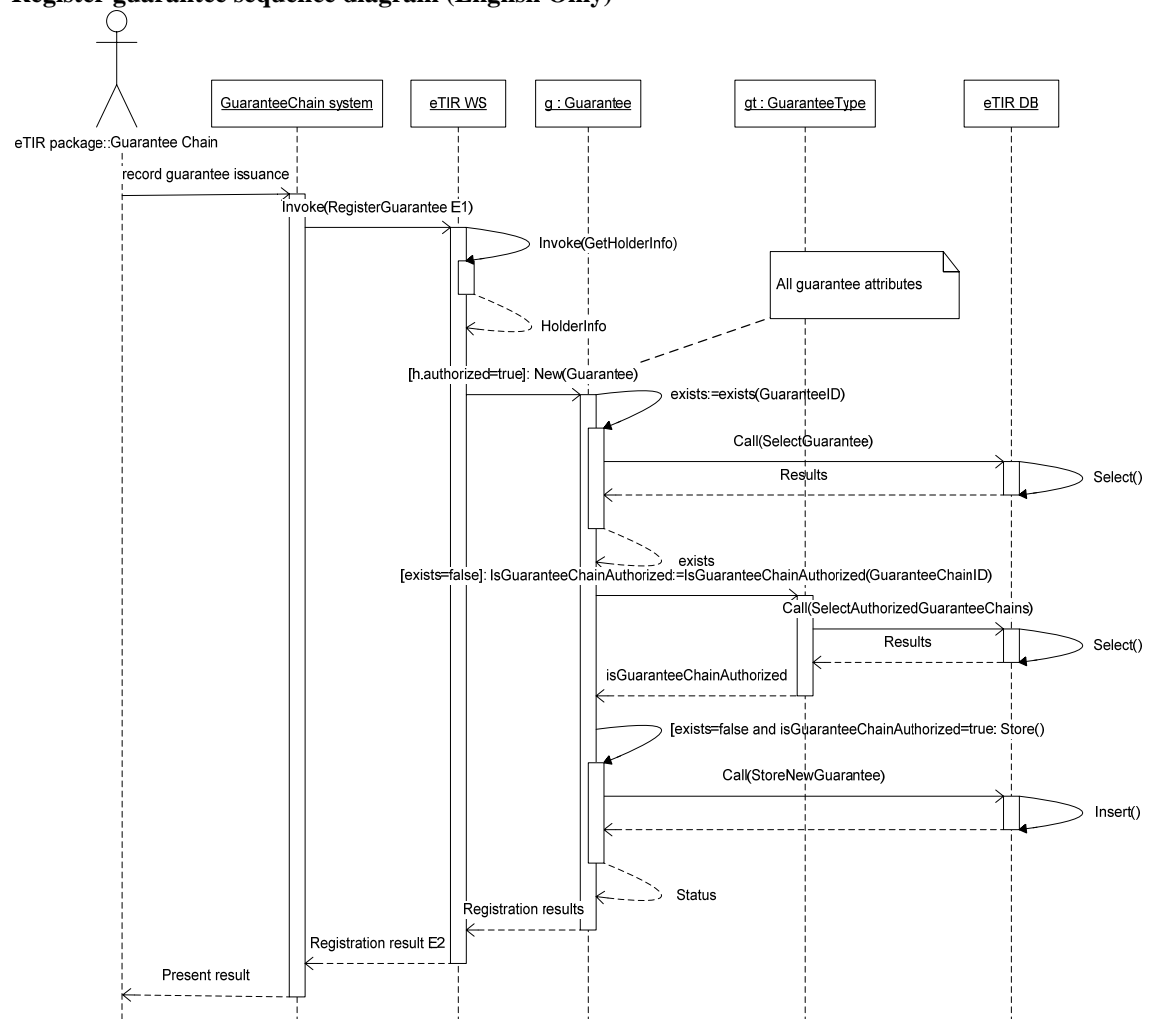
Figure 3.1:

Register/update guarantee chain information sequence diagram (English Only)



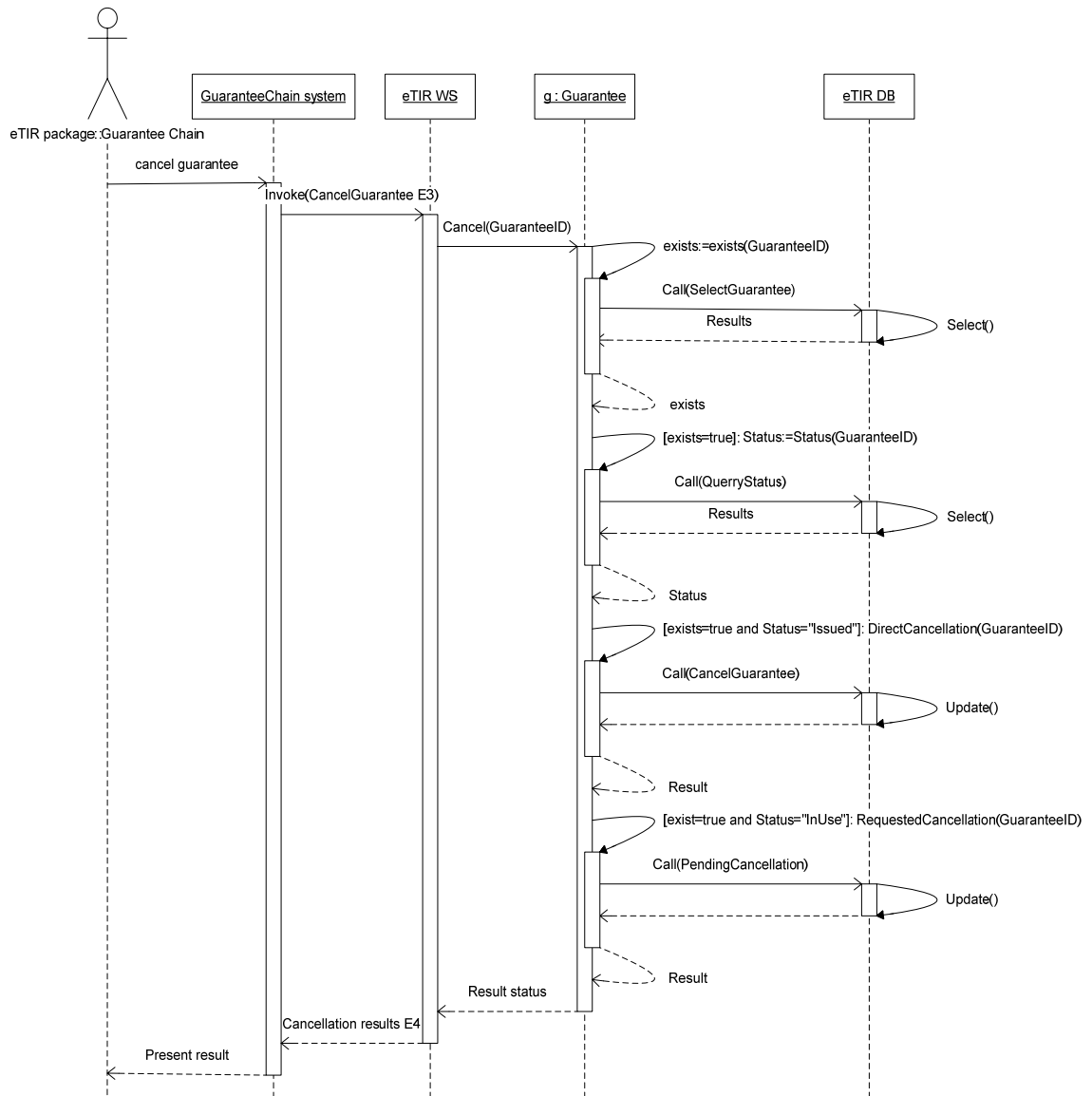
3.1.1.1.2 Register guarantee

Figure 3.2:

Register guarantee sequence diagram (English Only)

3.1.1.1.3 Cancel guarantee

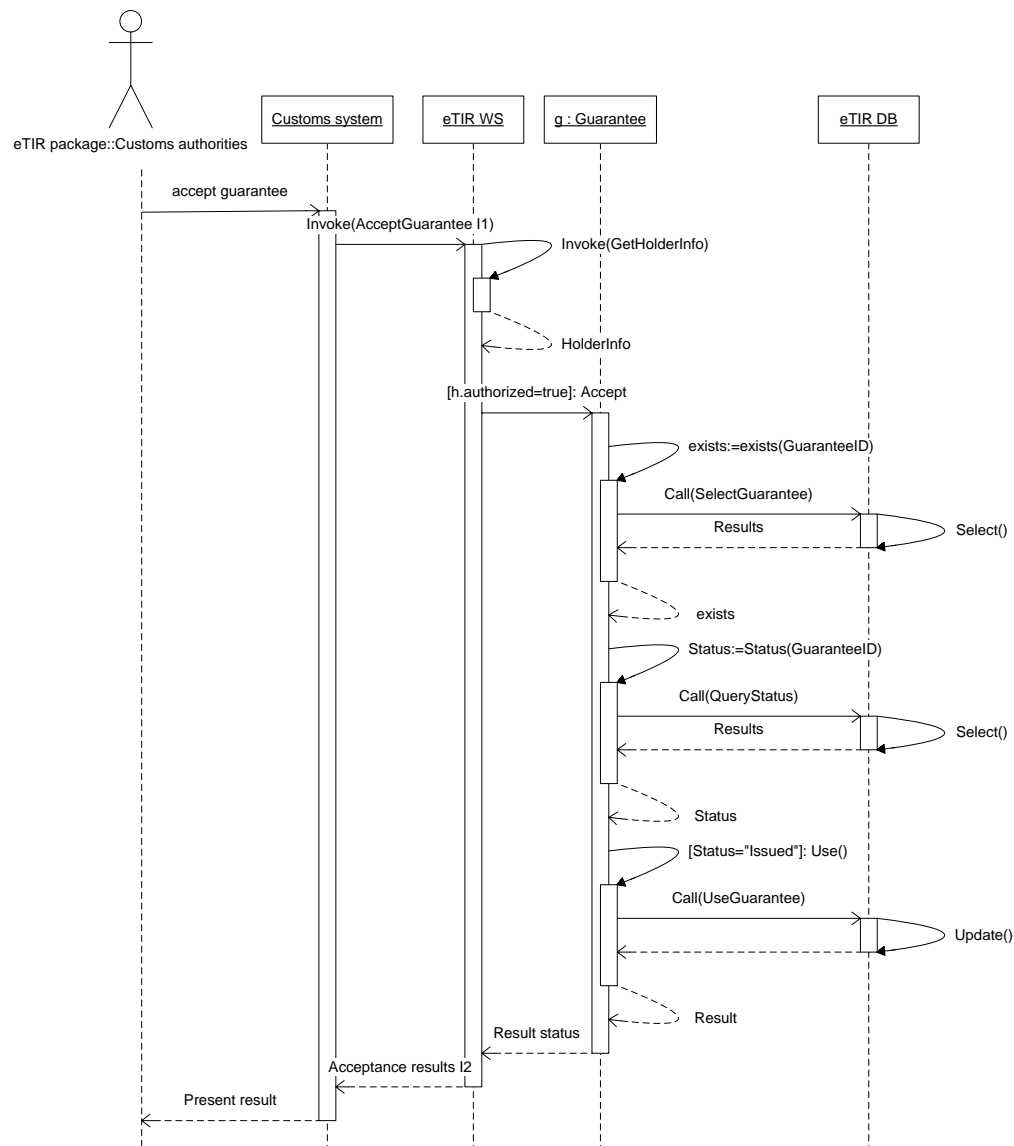
Figure 3.3:

Cancel guarantee sequence diagram (English Only)

3.1.1.1.4 Accept guarantee

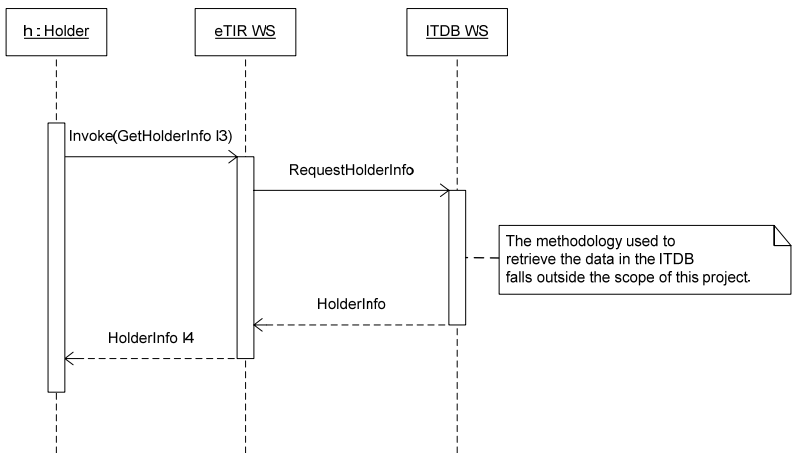
Figure 3.4:

Accept guarantee sequence diagram (English Only)



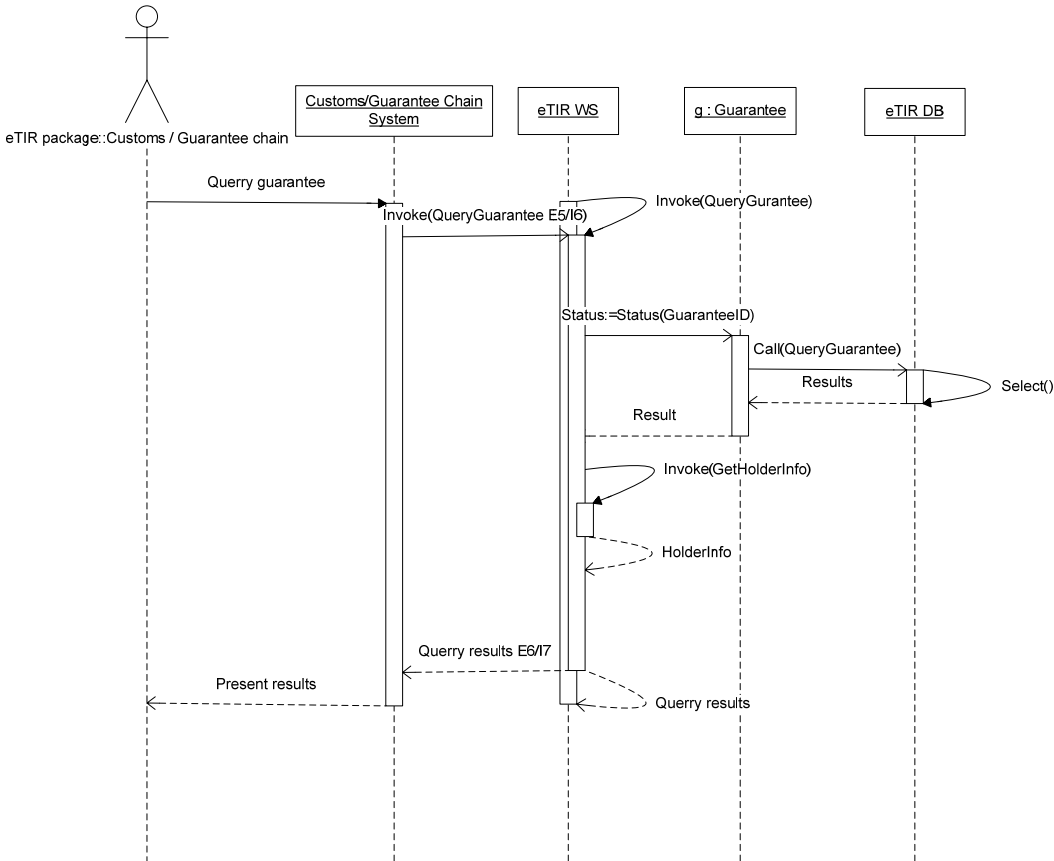
3.1.1.1.5 Get holder information

Figure 3.5:
Get operator information sequence diagram (English Only)



3.1.1.1.6 Query guarantee

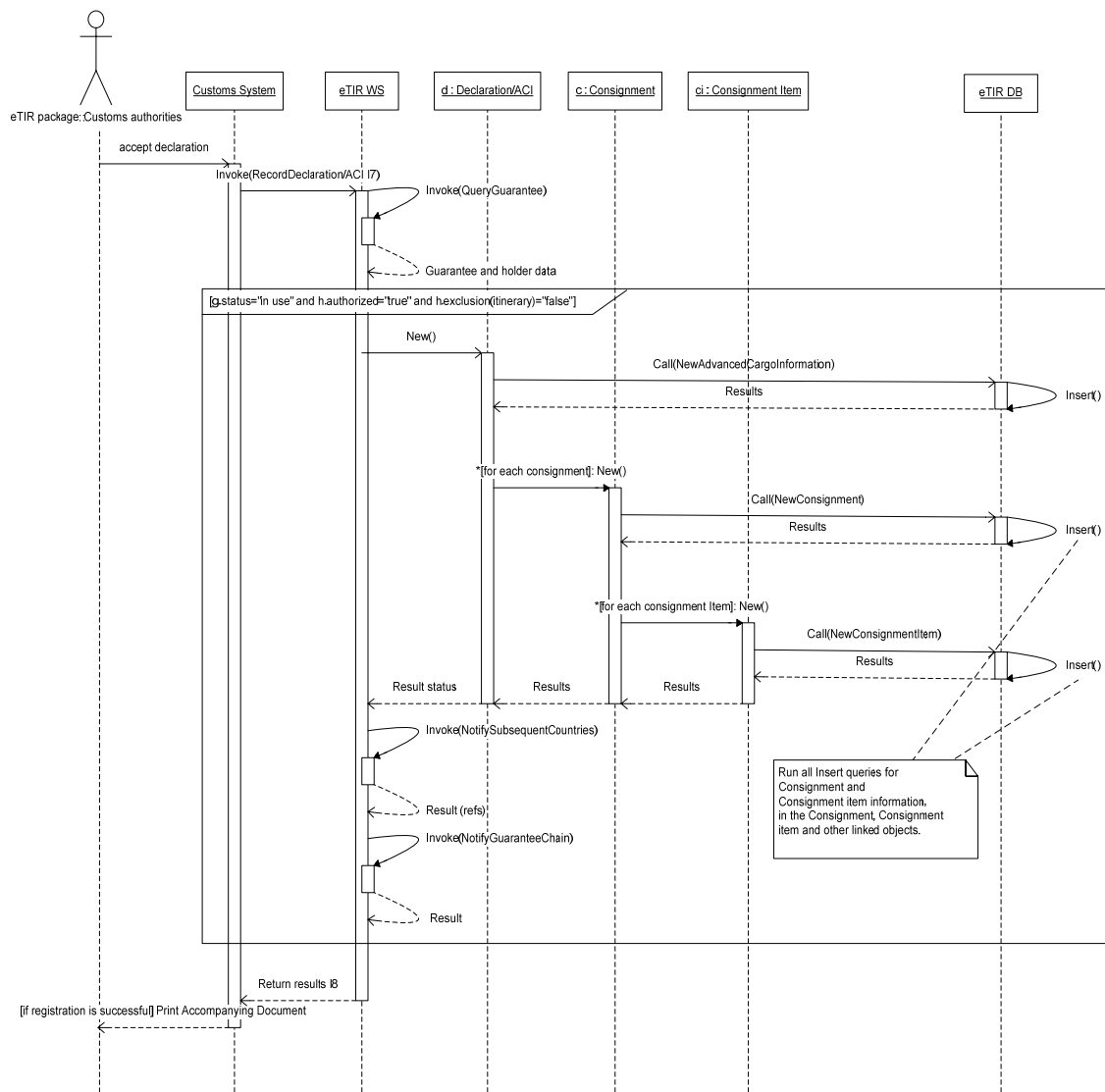
Figure 3.6:
Query guarantee sequence diagram (English Only)



3.1.1.2 Data exchange

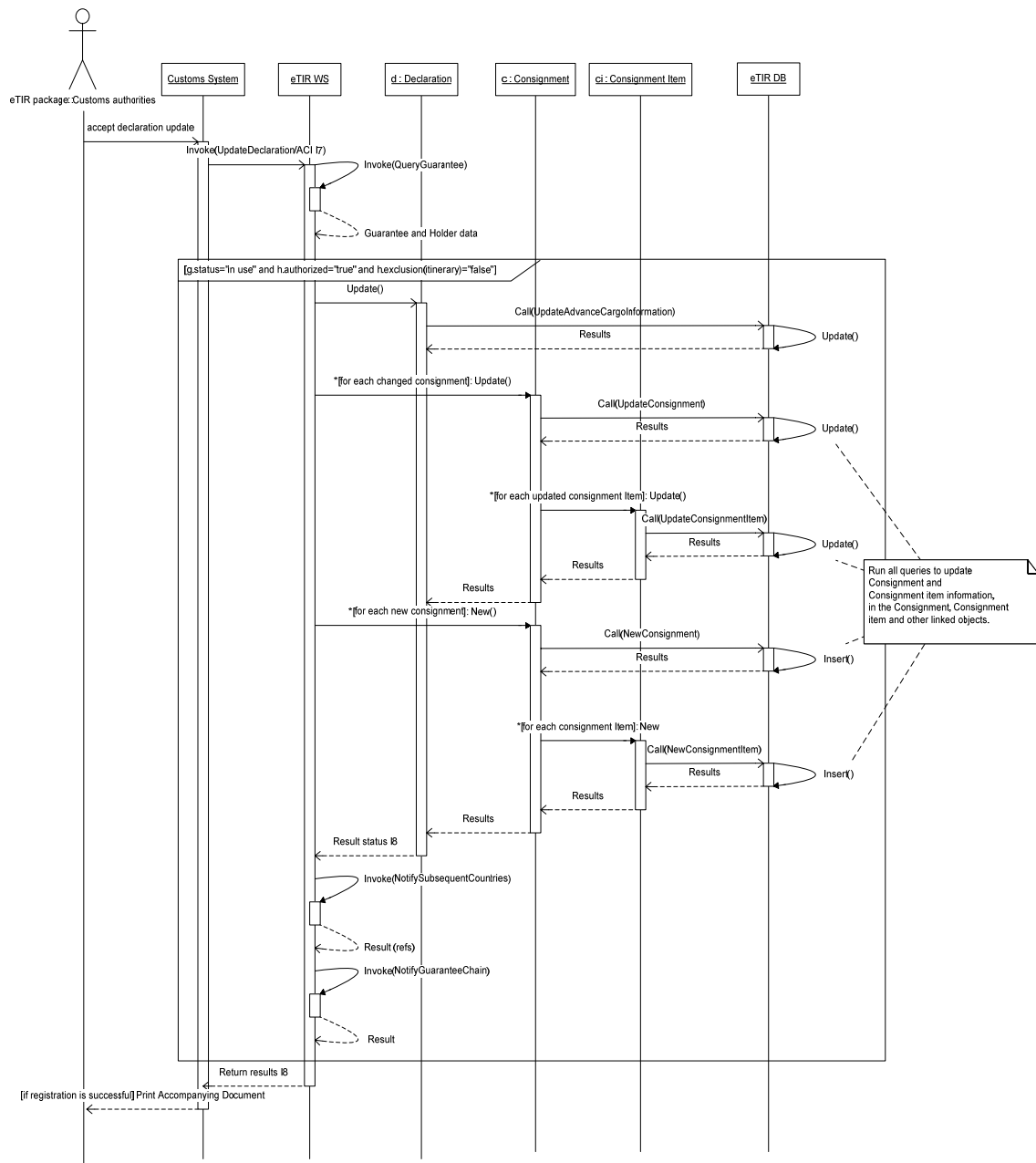
3.1.1.2.1 Record consignment information

Figure 3.7:

Record consignment information sequence diagram (English Only)

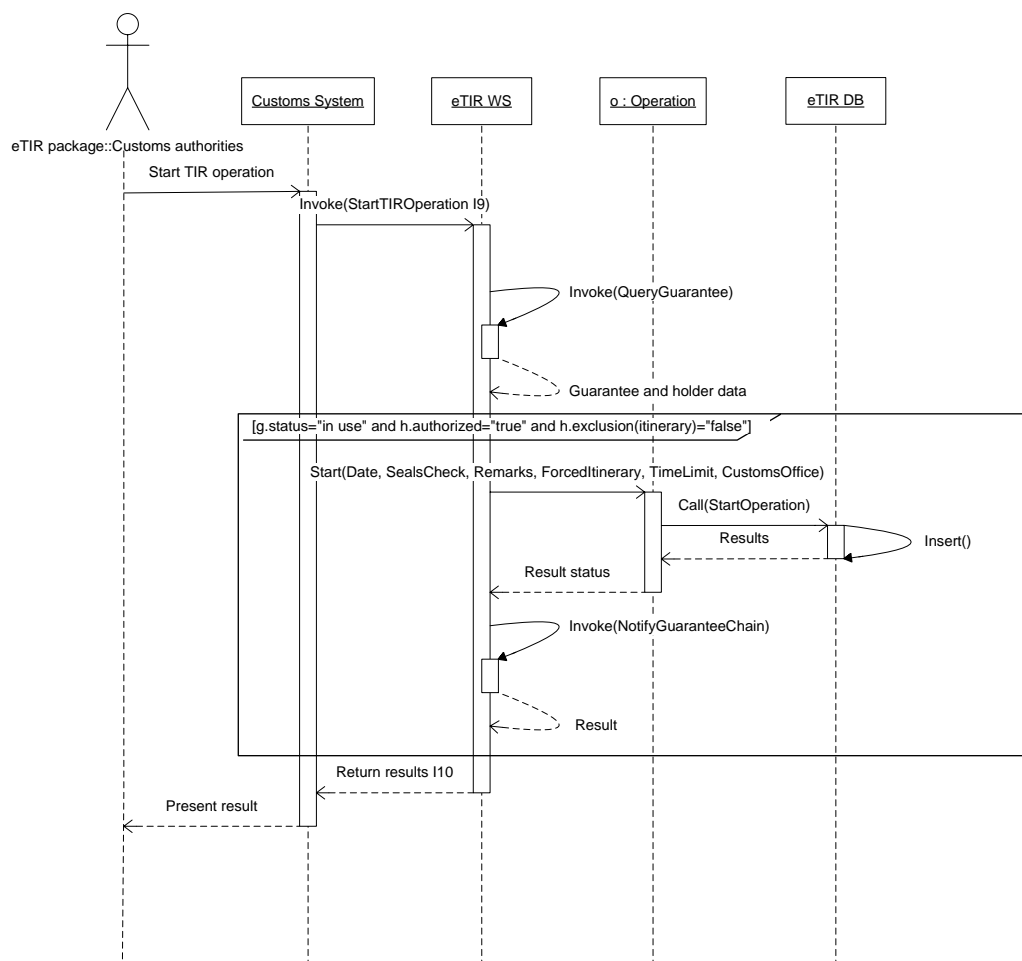
3.1.1.2.2 Update consignment information

Figure 3.8:
Update consignment information sequence diagram (English Only)



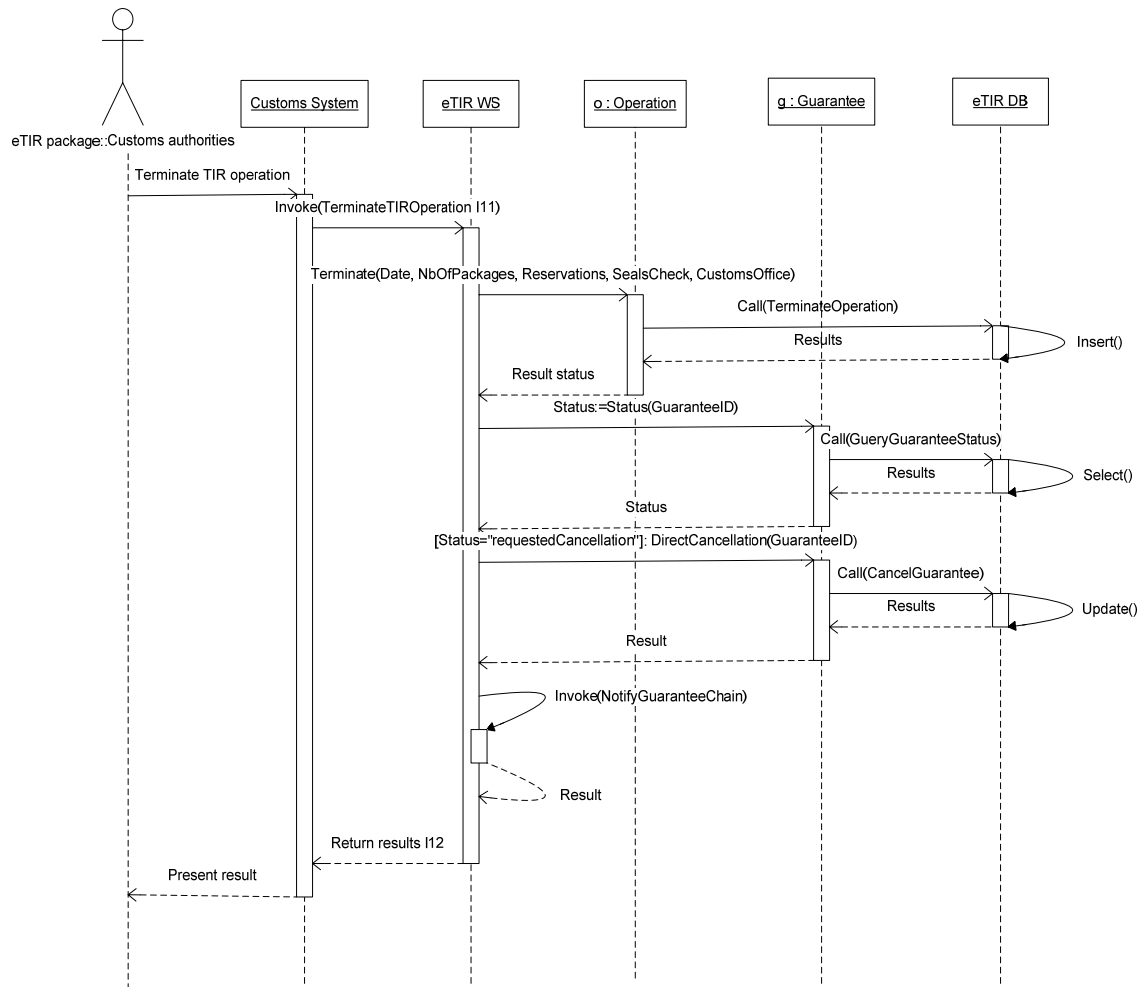
3.1.1.2.3 Start of TIR operation

Figure 3.9:

Start of TIR operation sequence diagram (English Only)

3.1.1.2.4 Terminate TIR operation

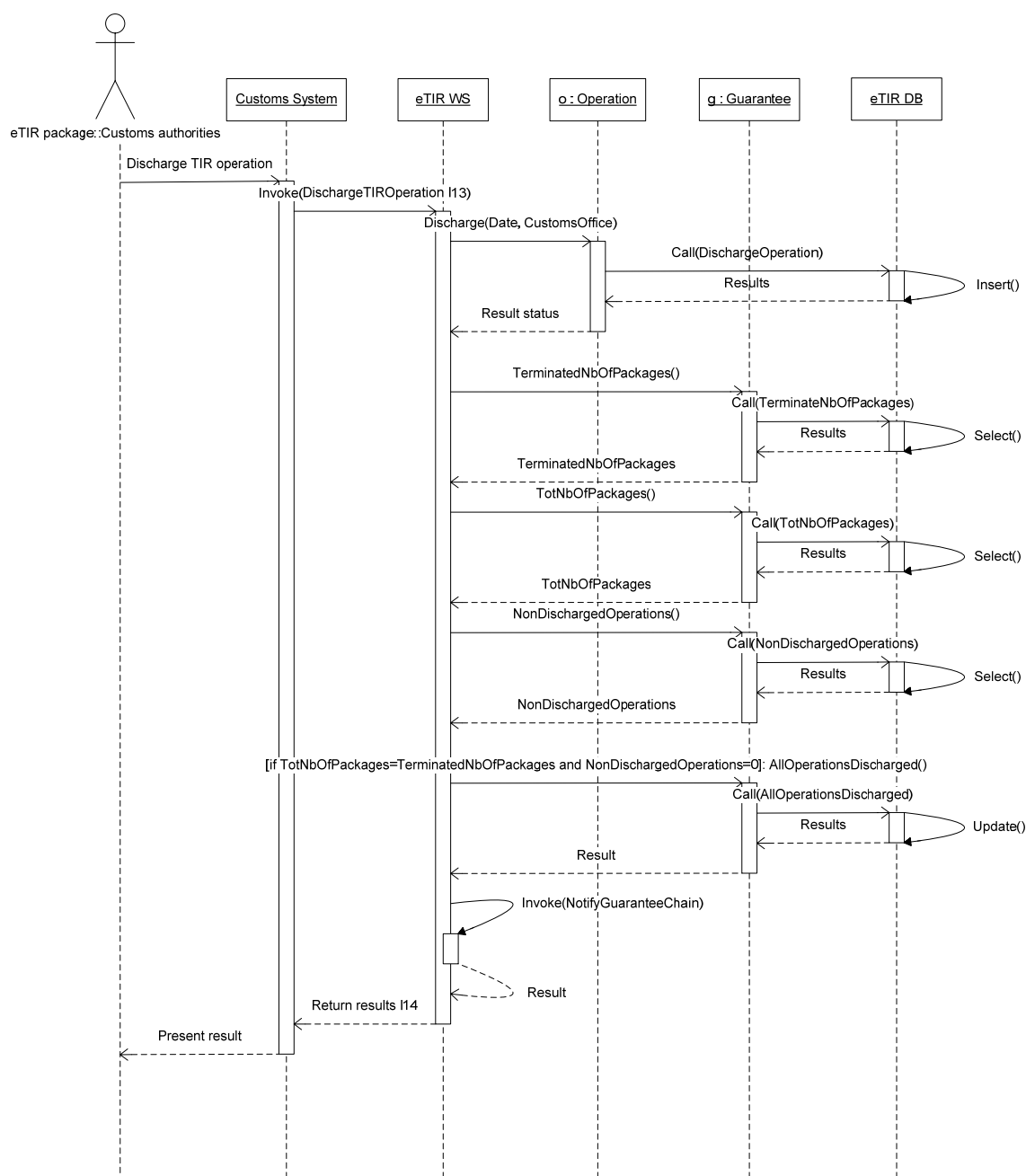
Figure 3.10:

Terminate TIR operation sequence diagram (English Only)

3.1.1.2.5 Discharge TIR operation

Figure 3.11:

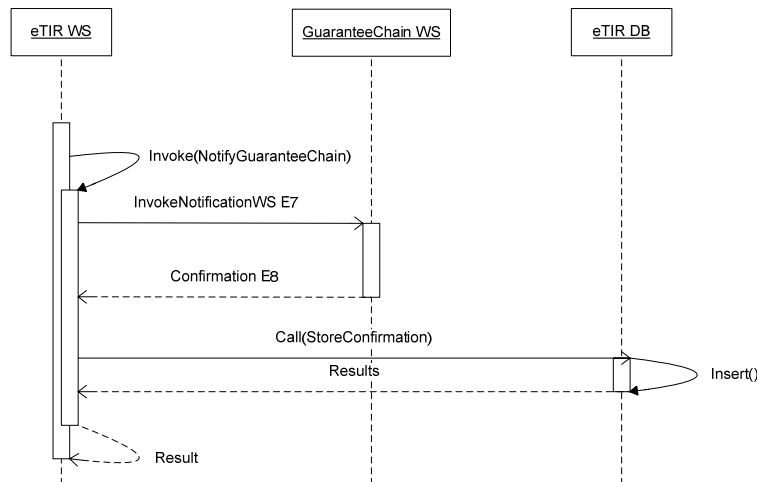
Discharge TIR operation sequence diagram (English Only)



3.1.1.2.6 Notify guarantee chain

Figure 3.12:

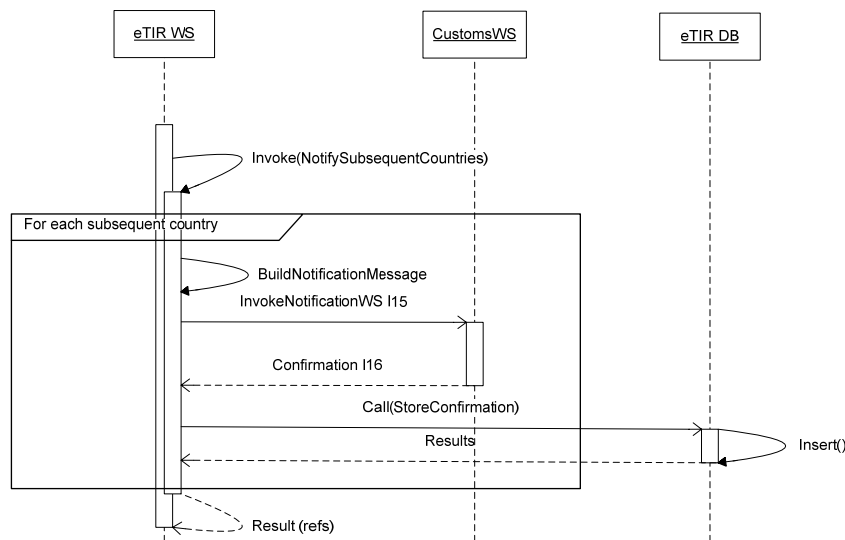
Notify guarantee chain sequence diagram (English Only)



3.1.1.2.7 Notify subsequent countries

Figure 3.13:

Notify subsequent countries sequence diagram (English Only)



3.1.2 Fall-back scenarios

The aim of this chapter is to provide specific fallbacks for every use case involving the eTIR international system. The fall-back scenarios are based on three major elements:

- Accompanying document;
- Local information;
- eTIR website, including a replica of the eTIR international database.

The accompanying document is a piece of paper provided by the Customs office of departure after the declaration has been accepted. It contains all relevant information regarding the TIR transport.

It is important to note that the underlying fall-backs are of a functional nature. The systems at stake (i.e. the eTIR international system, national systems and guarantee chain systems) should also be equipped with technical fall-backs which allow systems to run smoothly in case of failure. Functional fall-backs have to be used only when all technical fall-backs have failed.

The use of functional fall-backs may not provide the same level of facilitation to both the holder and Customs. As a consequence, their use should not be mandatory for the holder, who should always have the possibility to wait for the systems to be restored. Similarly, Customs may establish delays before starting functional fall-backs, allowing for the technical fall-back to be started or for the systems to be repaired.

3.1.2.1 Management by Customs of data on guarantees

Guarantee related information is crucial for the well-functioning of the eTIR system. Therefore, particular emphasis is put on the analysis of use cases where the eTIR international system is not in a position to provide the required exchange of guarantee information. The eTIR website will ensure that guarantee information can be accessed by Customs administrations in case the eTIR international system, the guarantee chain system or Customs systems are not available.

3.1.2.1.1 Register guarantee

Potential problems:

1. The guarantee chain system is not functioning.
2. The connection between the guarantee chain system and the eTIR international system is broken.
3. The eTIR international system is not functioning.

Fall-backs:

1. The guarantee chain transmits the information to the eTIR international system through the eTIR website. The guarantee chain will update its system as soon as it is again functioning, keeping in mind that the guarantees have already been entered in the eTIR international system. The eTIR international system will inform the guarantee chain accordingly in case it would try to register a guarantee already registered via the eTIR website channel.
2. The guarantee chain transmits the information to the eTIR international system via the eTIR website. Once the connection will be restored, the eTIR international system will inform the guarantee chain accordingly in case it would try to register a guarantee already registered.
3. The guarantee chain transmits the information to the eTIR website database replica. The eTIR website database replica becomes the main source of information for all Customs administrations until the eTIR international system is restored. At that point, the eTIR international database and the eTIR website database replica will be synchronized.

3.1.2.1.2 Cancel guarantee

Potential problems:

1. The guarantee chain system is not functioning.

2. The connection between the guarantee chain system and the eTIR international system is broken.
3. The eTIR international system is not functioning.

Fall-backs:

1. The guarantee chain transmits the information to the eTIR international system through the eTIR website. The guarantee chain will update its system as soon as it is again functioning, keeping in mind that the guarantees concerned have already been cancelled in the eTIR international system. The eTIR international system will inform the guarantee chain accordingly in case it would try to cancel a guarantee already cancelled or not registered.
2. The guarantee chain transmits the information to the eTIR international system through the eTIR website. Once the connection will be restored, the eTIR international system will inform the guarantee chain accordingly in case it would try to cancel a guarantee already cancelled or not yet registered.
3. The guarantee chain transmits the information to the eTIR website database replica. The eTIR website database replica becomes the main source of information for all Customs administrations until the eTIR international system is restored. At that point, the eTIR international database and the eTIR website database replica will be synchronized.

3.1.2.1.3 Accept guarantee

Potential problems:

1. The Customs system is not functioning.
2. The connection between the Customs system and the eTIR international system is broken.
3. The eTIR international system is not functioning.

Fall-backs:

1. Customs authorities transmit the information via the eTIR website. Customs authorities will update their system as soon as it is again functioning, keeping in mind that the guarantee acceptance has already been registered in the eTIR international system. The eTIR website will provide the necessary information to Customs authorities in case they would try to accept guarantees which have already been accepted.
2. Customs authorities transmit the information via the eTIR website. The eTIR website will provide the necessary information to Customs authorities in case they would try to accept guarantees which have already been accepted.
3. Customs authorities transmit the information via the eTIR website. The eTIR website database replica becomes the main source of information for all Customs administrations until the eTIR international system is restored. At that point, the eTIR international database and the eTIR website database replica will be synchronized.

3.1.2.1.4 *Get holder information*

Potential problems:

1. The ITDB is not functioning.
2. The connection between the ITDB and the eTIR international system is broken.

Fall-backs:

1. The eTIR international system will use a local replica of the ITDB and include a warning code, informing that a replica of the ITDB is the source of the information and that the information might not be up to date.
2. Same as 1.

3.1.2.1.5 *Query guarantee*

The query guarantee use case has three functions:

- (a) allowing Customs authorities and the guarantee chain to obtain information on a guarantee (e.g. status or type),
- (b) allowing Customs authorities and the guarantee chain to obtain information related to TIR transports and
- (c) allowing Customs authorities and the guarantee chain to obtain information related to TIR operations.

Potential problems:

1. The Customs or guarantee chain system is not functioning.
2. The connection between the Customs or guarantee chain system and the eTIR international system is broken.
3. The eTIR international system is not functioning.
4. The TIR transport has begun using a paper fall-back scenario.
5. A previous country in the TIR transport used a fallback procedure

Fall-backs:

1. (a) To request the status of a guarantee, Customs authorities or the guarantee chain use the eTIR website. (b) In order to obtain TIR transport information (mainly the declaration), the Customs office of departure can either use a national backup system, if available, or request the holder to provide his declaration in paper format. At other Customs offices, the declaration information in the accompanying document will be used and can be verified from the eTIR website. The guarantee chain will be able to obtain the information related to the TIR transport using the eTIR website. (c) The information on TIR operations can also be obtained from the eTIR website.
2. (a) To request the status of a guarantee, Customs authorities and the guarantee chain use the eTIR website. (b) At Customs offices, other than the first Customs office of departure, the TIR transport information in the accompanying document will be used and can be verified from the eTIR website. The guarantee chain will be able to obtain the information related to the TIR transport using the eTIR website. (c) The information on TIR operations can also be obtained from the eTIR website.

3. (a) To request the information about the guarantee, Customs authorities and the guarantee chain use the eTIR website. (b) At Customs offices, other than the first Customs office of departure, the TIR transport information in the accompanying document will be used and can be verified from the eTIR website. The guarantee chain will be able to obtain the information related to the TIR transport using the eTIR website. (c) The information regarding TIR operation registered electronically before the breakdown will be available for querying once the eTIR system is functioning again. For TIR operations taking place while the eTIR system was not functioning, only a copy of the accompanying document can be made available after the TIR transport has ended.
4. (a) *No fallback required* (b) At Customs offices, other than the first Customs office of departure, the TIR transport information in the accompanying document will be used. The guarantee chain will be able to obtain the information related to the TIR transport in the form of a copy of the accompanying document after the end of the TIR transport. (c) Information related to previous TIR operations can be found on the accompanying document. The guarantee chain will be able to obtain the information related to the TIR operations in the form of a copy of the accompanying document after the end of the TIR transport.
5. (a) *No fallback required* (b) *No fallback required*. (c) Information related to previous TIR operations that were handled under the fallback procedure (including potential changes of the seals) can be found on the accompanying document. The guarantee chain will be able to obtain the information related to the TIR operations in the form of a copy of the accompanying document after the end of the TIR transport.

3.1.2.2 *Data exchange*

The exchange of TIR transport data is a key element of the eTIR system. Customs authorities provide the holder with a paper accompanying document as reference. The paper accompanying document will also be used in case the information cannot be exchanged electronically. The information on TIR operations is also important but is considered of secondary importance and, therefore, will not be subject to fall-back procedures other than stamping the accompanying document.

A TIR transport started under a fall-back procedure will end under a fall-back procedure. If a fall-back procedure is used in a country of pure transit (no loading or unloading of goods), the following countries can still use the standard procedure but information regarding the operation carried out under the fall-back procedure will only be available on the accompanying document.

3.1.2.2.1 *Record consignment information*

Potential problems:

1. The Customs system of the country of departure is not functioning.
2. The connection between the Customs system of the country of departure and the eTIR international system is broken.
3. The eTIR international system is not functioning.
4. Subsequent countries could not be notified.

Fall-backs:

1. Customs authorities fill-in manually a paper accompanying document that will serve as the primary source of information for the TIR transport. The holder is informed that countries along the itinerary will not receive advance information. The holder remains responsible to comply with advance information requirements in subsequent countries. Alternatively, the TIR website allows Customs to record the consignment information.
2. The accompanying document produced by the Customs system becomes the primary source of information for the TIR transport. The holder is informed that countries along the itinerary will not receive advance information. The holder remains responsible to comply with advance information requirements in subsequent countries. Alternatively, the TIR website allows Customs to record the consignment information.
3. Same as 2.
4. The eTIR international system informs the Customs system that some subsequent countries could not be notified of the registration of this consignment. The Customs system will specifically mention (print) on the accompanying document that some countries did not receive the adequate information.

3.1.2.2.2 *Update consignment information*

The same potential problems and fall-backs as those of the record consignment use case apply. Moreover, if the TIR transport has already begun using a fall-back procedure, fall-back procedure 2 shall be used.

3.1.2.2.3 *Start of TIR operation*

For the Start of TIR operation use case the following differentiation applies:

- a. Customs office of departure and
- b. Customs office of entry.

Potential problems:

1. The Customs system is not functioning.
2. The connection between the Customs system and the eTIR international system is broken.
3. The eTIR international system is not functioning.
4. The TIR transport has begun using a paper fall-back scenario.

Fall-backs:

1. (a) Customs authorities amend the accompanying document they have produced with the start operation information. Alternatively, the TIR website allows Customs to register the TIR operation start information. (b) Customs authorities accept the accompanying document as source for the declaration and revert to a paper procedure to start the TIR operation. Customs authorities amend the accompanying document with the start operation information. The start information will be keyed-in and transmitted to the eTIR international system once the system is working. Alternatively, the TIR website allows Customs to register the TIR operation start information.

2. (a) Customs authorities amend the accompanying document they have produced with the start operation information. Alternatively, the TIR website allows Customs to register the TIR operation start information. (b) Customs authorities accept the accompanying document as source for the declaration and manually key-in the information in their system. Customs authorities amend the accompanying document with the start operation information. The start information will be transmitted to the eTIR international system once the connection is re-established. Alternatively, the TIR website allows Customs to register the TIR operation start information.
3. (a) Customs authorities amend the accompanying document they have produced with the start operation information. Alternatively, the TIR website allows Customs to register the TIR operation start information. (b) Customs authorities accept the accompanying document as source for the declaration and manually key-in the information in their system. Customs authorities amend the accompanying document with the start operation information. The start information will be transmitted to the eTIR international system once it is functioning. Alternatively, the TIR website allows Customs to register the TIR operation start information.
4. (a) Not applicable. (b) Customs authorities accept the accompanying document as source for the declaration and, if nationally required, manually key-in the information in their system. The appropriate information is filled-in on the accompanying document. No information is transmitted to the eTIR international system.

3.1.2.2.4 Terminate TIR operation

Potential problems:

1. The Customs system is not functioning.
2. The connection between the Customs system and the eTIR international system is broken.
3. The eTIR international system is not functioning.
4. The TIR transport has begun using a paper fall-back scenario.

Fall-backs:

1. Customs authorities accept the accompanying document as source for the declaration and revert to a paper procedure to terminate the TIR operation. The appropriate information is filled-in on the accompanying document. The termination information will be keyed-in and transmitted to the eTIR international system once the system is working. Alternatively, the TIR website allows Customs to register the TIR operation termination information.
2. Customs authorities accept the accompanying document as source for the declaration and manually key-in the information in their system. The appropriate information is filled-in on the accompanying document. The termination information will be transmitted to the eTIR international system once the connection is re-established. Alternatively, the TIR website allows Customs to register the TIR operation termination information.
3. Customs authorities accept the accompanying document as source for the declaration and manually key-in the information in their system. The appropriate information is filled-in on the accompanying document. The termination

information will be transmitted to the eTIR international system once it is functioning. Alternatively, the TIR website allows Customs to register the TIR operation termination information.

4. Customs authorities accept the accompanying document as source for the declaration and, if nationally required, manually key-in the information in their system. The appropriate information is filled-in on the accompanying document. No information is transmitted to the eTIR international system.

3.1.2.2.5 *Discharge TIR operation*

Potential problems:

1. The Customs system is not functioning.
2. The connection between the Customs system and the eTIR international system is broken.
3. The eTIR international system is not functioning.
4. The TIR transport has begun using a paper fall-back scenario.

Fall-backs:

1. Customs authorities postpone the transmission of the discharge information until the system is working. Alternatively, the TIR website allows Customs to register the TIR operation discharge information.
2. Customs authorities postpone the transmission of the discharge information until the connection is re-established. . Alternatively, the TIR website allows Customs to register the TIR operation discharge information.
3. Same as 1.
4. No information is transmitted to the eTIR international system.

3.1.2.2.6 *Notify guarantee chain*

Potential problems:

1. The guarantee chain system is not functioning.
2. The connection between the guarantee chain system and the eTIR international system is broken.

Fall-backs:

1. The eTIR international system ensures that the information will be sent at a later stage.
2. Same as 1.

3.1.2.2.7 *Notify subsequent countries*

Potential problems:

1. The Customs system of one country along the itinerary is not functioning.
2. The connection between the Customs system of one country along the itinerary and the eTIR international system is broken.

Fall-backs:

1. The eTIR international system ensures that the information will be sent at a later stage. If the holder presents himself to a Customs office, whose system is not functioning, the accompanying document will be used as source of information.
2. The eTIR international system ensures that the information will be sent at a later stage. If the holder presents himself to a Customs office, whose system is not linked to the eTIR system, the accompanying document will be used as source of information.

3.2 Data Analysis

The class diagrams below are based on the class diagram presented in Chapter 2 and are aligned to the standard WCO transit data model version 3.2.¹⁷ Whereas the class diagrams in Chapter 2 only contained the class names and the relationships between classes, they now show the attributes and methods of each class. The methods allow for interactions between objects and/or actors as presented in the sequence diagrams in Chapter 3.1. The attributes are used in Chapter 4 as the data elements of the electronic messages and, together with the relationships, serve to design database structures used in the eTIR international system.

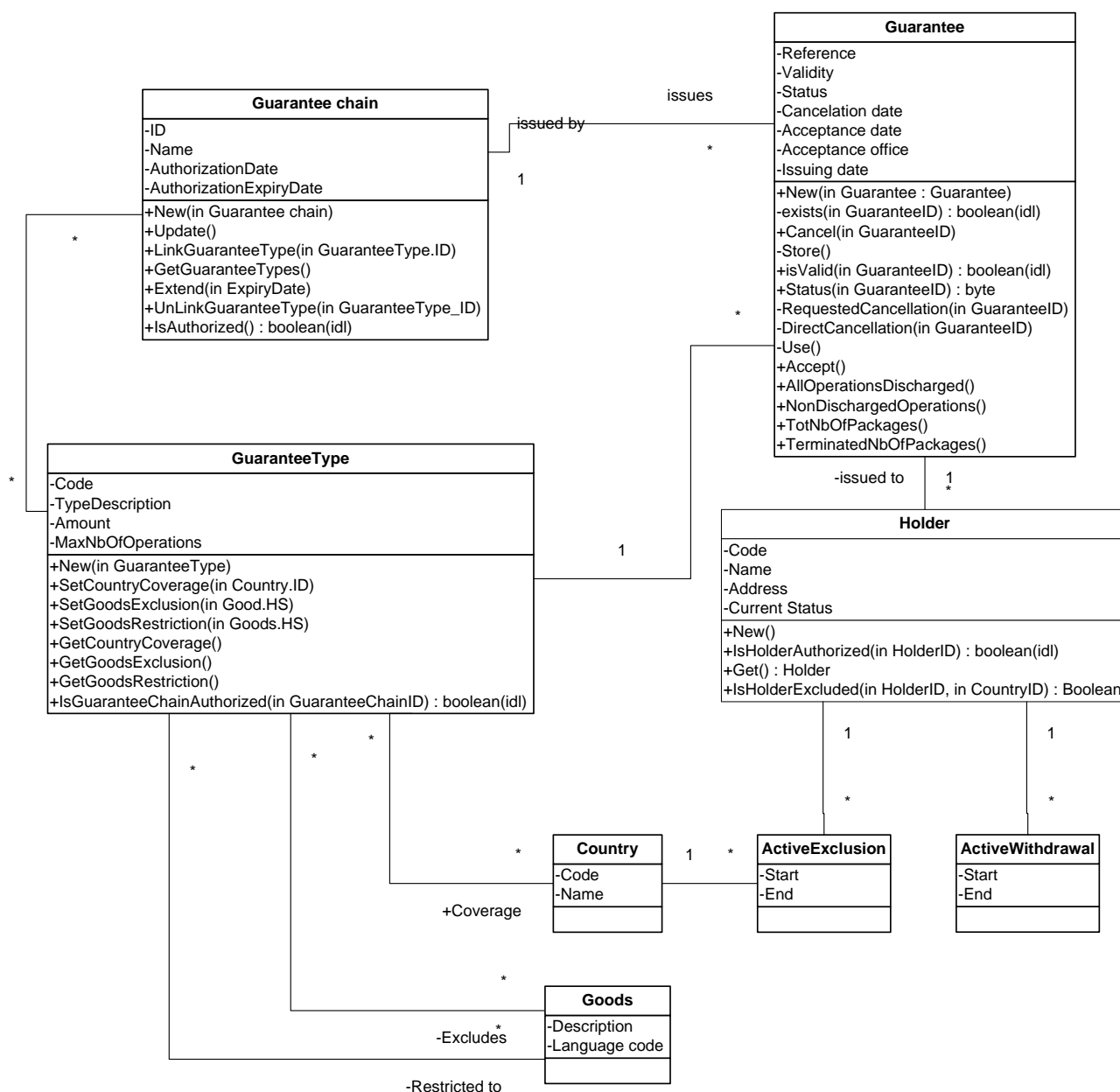
Three class diagrams are presented separately to facilitate the reading. As a consequence, the classes guarantee, goods, Customs office, country, holder can be found in more than one diagram.

3.2.1 Management by Customs of data on guarantees class diagram

The management by Customs of data on guarantees class diagram presents the classes involved in providing guarantee-related information and the relationships between these classes.

¹⁷ The WCO Council should approve the WCO data model version 3.2 by the end of 2011.

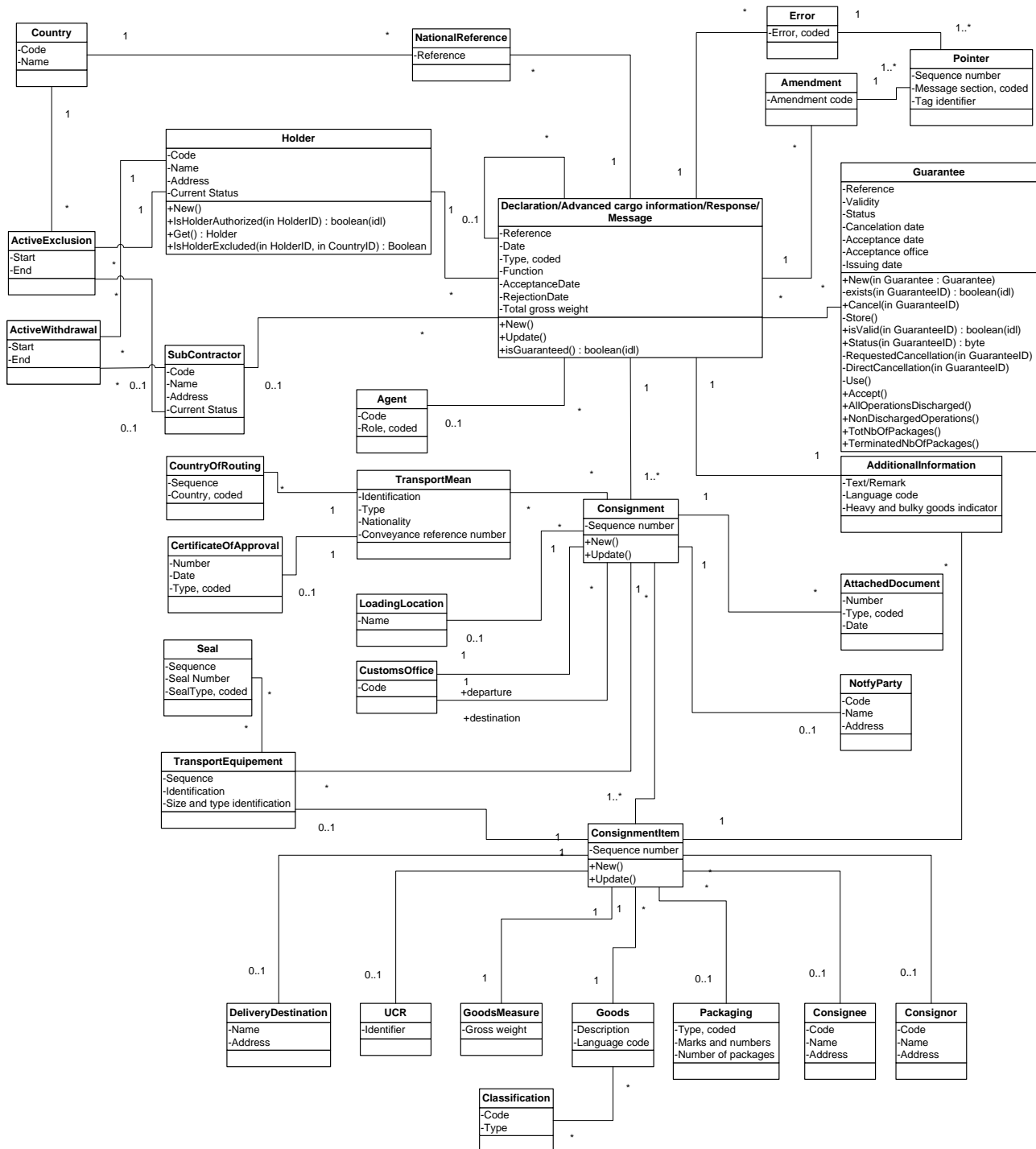
Figure 3.14: (English Only)
Customs management of guarantees class diagram



3.2.2 Declaration class diagram

The declaration class diagram presents the classes involved in the exchange of declaration-related information and the relationships between these classes.

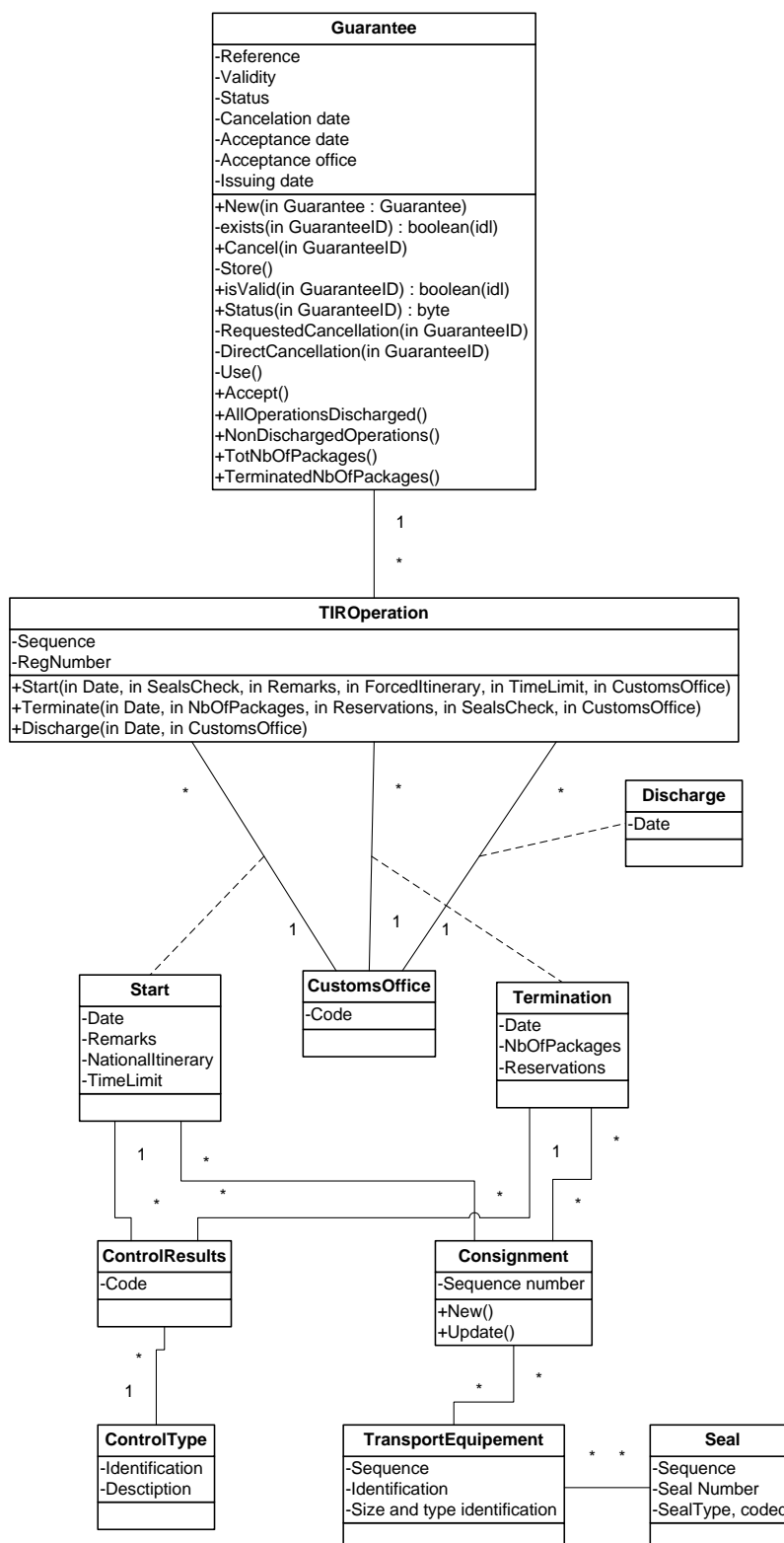
Figure 3.15: (English Only)
Declaration class diagram



3.2.3 TIR operations class diagram

The TIR operation class diagram presents the classes involved in the exchange of operation-related information and the relationships between these classes.

Figure 3.16: (English Only)
Data exchange class diagram



3.2.4 Lists of electronic messages

3.2.4.1 External messages

External messages are used to exchange information between Customs systems (including the eTIR international system) and other actors (guarantee chain and holder).

Table 3.1

External messages

<i>No.</i>	<i>Description</i>	<i>Response to:</i>
E1	Register guarantee	-
E2	Registration results	E1
E3	Cancel guarantee	-
E4	Cancellation results	E3
E5	Query guarantee	-
E6	Query results	E5
E7	Notify guarantee chain	-
E8	Notification confirmation	E7
E9	Advance Cargo Information	-
E10	Advance Cargo Information results	E9

3.2.4.2 Internal messages

Internal messages refer to the messages exchanged within the Customs international environment (between the eTIR international system and national Customs system).

Table 3.2

Internal messages

<i>No.</i>	<i>Description</i>	<i>Response to:</i>
I1	Accept Guarantee	-
I2	Acceptance results	I1
I3	Get holder info	-
I4	Holder info	I3
I5	Query guarantee	-
I6	Query results	I5
I7	Record Advance Cargo Information	-
I8	Record Advance Cargo Information results	I7
I9	Start TIR operation	-
I10	Start results	I9
I11	Terminate TIR operation	-

No.	Description	Response to:
I12	Termination results	I11
I13	Discharge TIR operation	-
I14	Discharge results	I13
I15	Notify Customs	-
I16	Notification confirmation	I15

3.2.5 Electronic messages data elements

3.2.5.1 External messages

3.2.5.1.1 E1 – Register guarantee

a. Introduction

This message allows the Guarantee chain to register one or multiple guarantees in the eTIR international system.

b. Classes (English Only)

Message			
└─Guarantee	1	.. 1	R
└─GuaranteeChain	1	.. 1	R
└─Holder	1	.. 1	R

c. Classes and attributes (English Only)

Message	
└─Type, coded	
└─Message reference number	
└─Message function, coded	
└─GUARANTEE	Occurrence 1 .. 1
└─Reference	
└─Validity	
└─Guarantee type	
└─Issuing date	
└─GUARANTEECHAIN	Occurrence 1 .. 1
└─Code	
└─HOLDER	Occurrence 1 .. 1
└─Code	

d. Message details (English Only)

Message		
ChangeLog	v. 0.1	Removed 'Sender identification' from the Data model. Is technical attribute.
Status	R	
└─Type, coded		
└─Format	an..3	
└─WCO Id/Name	D013	Declaration name, coded
└─UNTED Ref/Desc	1001	Document. Type.Code
└─Status	R	
└─ChangeLog	v. 0.1	CL06 (Document name code) replaced by CL26 (Message sub types) Name of CL26 changed from 'Message sub types' to 'Message types'

Code list	CL26	Message types
Restricted code(s)	E1	Register guarantee
Message reference number		
Format	an..14	
Status	R	
Message function, coded		
WCO Id/Name	017	Message function, coded
Format	n..2	
Code list	CL16	Message function code
UNTDED Ref/Desc	1225	Document.Function.Code
Status	R	
Restricted code(s)	9	Original
GUARANTEE		Occurrence 1 .. 1
WCO Id/Name	90A	
Status	R	
Reference		
WCO Id/Name	100	Guarantee reference identifier
Format	an..35	
UNTDED Ref/Desc	1154	Reference. Identifier
Status	R	
Validity		
WCO Id/Name	275	LPCO Expiration (Expiry) Date
Format	an..17	
UNTDED Ref/Desc	2380	Date Or Time Or Period. Text
Status	R	
Guarantee type		
WCO Id/Name	101	Security details, coded
Format	an..3	
Code list	CL12	Guarantee type code
UNTDED Ref/Desc	4377	Obligation.Guarantee.Code
Status	R	
Issuing date		
Format	n..17	
UNTDED Ref/Desc	2380	Date Or Time Or Period. Text
Status	R	
GUARANTEECHAIN		Occurrence 1 .. 1
WCO Id/Name	19B	
Status	R	
Code		
Format	an..17	
WCO Id/Name	R055	Surety, coded
UNTDED Ref/Desc	3039	Party. Identifier
Status	R	
HOLDER		Occurrence 1 .. 1
WCO Id/Name	28B	
Status	R	
Code		
Format	an..17	
WCO Id/Name	R002	Transit principal, coded
UNTDED Ref/Desc	3039	Party. Identifier
Code list	CL15	International TIR database
Status	R	

3.2.5.1.2 E2 – Register results

a. Introduction

This message is a response to message E1. It confirms the registration of the guarantee or provides error codes.

b. Classes (English Only)

Message				
—Guarantee	1	..	1	R
—Error	0	..	unbounded	D
—Pointer	1	..	unbounded	R

c. Classes and attributes (English Only)

Message	
—Type, coded	
—Message reference number	
—Message function, coded	
—Functional reference	
—GUARANTEE	Occurrence 1 .. 1
—Reference	
—ERROR	Occurrence 0 .. unbounded
—Error, coded	
—POINTER	Occurrence 1 .. unbounded
—Sequence number	
—Document/message section, coded	
—Tag identifier	

d. Message details (English Only)

Message		
ChangeLog	v. 0.1	Removed 'Sender identification' from the Data model. Is technical attribute.
—Type, coded		
Format	an..3	
WCO Id/Name	D013	Declaration name, coded
UNTED Ref/Desc	1001	Document. Type.Code
Status	R	
ChangeLog	v. 0.1	CL06 (Document name code) replaced by CL26 (Message sub types) Name of CL26 changed from 'Message sub types' to 'Message types'
Code list	CL26	Message types
Restricted code(s)	E2	Register results
—Message reference number		
Format	an..14	
Status	R	
—Message function, coded		
WCO Id/Name	017	Message function, coded
Format	n..2	
Code list	CL16	Message function code
UNTED Ref/Desc	1225	Document.Function.Code
Status	R	
Restricted code(s)	44	Accepted without reserves
Restricted code(s)	27	Not accepted
—Functional reference		

WCO Id/Name	D026	Functional reference number
Format	an..35	
Status	R	
GUARANTEE	Occurrence 1 .. 1	
WCO Id/Name	90A	
Status	R	
Reference		
WCO Id/Name	100	Guarantee reference identifier
Format	an..35	
UNTED Ref/Desc	1154	Reference. Identifier
Status	R	
ERROR	Occurrence 0 .. unbounded	
WCO Id/Name	53A	
Status	D	
Condition	C006	
ChangeLog	v. 0.1	Changed cardinality from 0..1 to 0..unbounded
Error, coded		
WCO Id/Name	377	Error, coded
Format	an..8	
Code list	CL99	Error code (to be developed)
UNTED Ref/Desc	9321	Application. Error.Code
Status	R	
POINTER	Occurrence 1 .. unbounded	
WCO Id/Name	97A	
Status	R	
Sequence number		
WCO Id/Name	006	Sequence number
Format	n..5	
UNTED Ref/Desc	1050	Sequence. Position.Identifier
Status	R	
Document/message section, coded		
WCO Id/Name	375	Document/message section, coded
Format	an..3	
Code list	CL18	Message section code (codes to be defined)
UNTED Ref/Desc	1049	Document. Section.Code
Status	R	
Tag identifier		
WCO Id/Name	381	Tag identifier
Format	an..4	
Code list	CL19	Pointer code (codes to be defined)
UNTED Ref/Desc	9062	Data Element. Tag.Identifier
Status	R	

3.2.5.1.3 E3 – Cancel guarantee

a. Introduction

This message allows the Guarantee chain to cancel one or multiple guarantees it had previously registered in the eTIR international system.

b. Classes (English Only)

Message	Guarantee	1	..	1	R
└─ GuaranteeChain	1	..	1	R	
└─ Holder	1	..	1	R	

c. Classes and attributes (English Only)

Message		
—Type, coded		
—Message reference number		
—Message function, coded		
—GUARANTEE	Occurrence	1 .. 1
—Reference		
—Guarantee type		
—Cancellation date		
—GUARANTEECHAIN	Occurrence	1 .. 1
—Code		
—HOLDER	Occurrence	1 .. 1
—Code		

d. Message details (English Only)

Message		
ChangeLog	v. 0.1	Removed 'Sender identification' from the Data model. Is technical attribute.
—Type, coded		
Format	an..3	
WCO Id/Name	D013	Declaration name, coded
UNTDDED Ref/Desc	1001	Document. Type.Code
Status	R	
ChangeLog	v. 0.1	CL06 (Document name code) replaced by CL26 (Message sub types) Name of CL26 changed from 'Message sub types' to 'Message types'
Code list	CL26	Message types
Restricted code(s)	E3	Cancel guarantee
—Message reference number		
Format	an..14	
Status	R	
—Message function, coded		
WCO Id/Name	017	Message function, coded
Format	n..2	
Code list	CL16	Message function code
UNTDDED Ref/Desc	1225	Document.Function.Code
Status	R	
Restricted code(s)	9	Original
—GUARANTEE	Occurrence	1 .. 1
WCO Id/Name	90A	
Status	R	
—Reference		
WCO Id/Name	100	Guarantee reference identifier
Format	an..35	
UNTDDED Ref/Desc	1154	Reference. Identifier
Status	R	
—Guarantee type		
WCO Id/Name	101	Security details, coded
Format	an..3	
Code list	CL12	Guarantee type code
UNTDDED Ref/Desc	4377	Obligation.Guarantee.Code
Status	R	
—Cancellation date		
Format	n..17	
UNTDDED Ref/Desc	2380	Date Or Time Or Period. Text
Status	R	
—GUARANTEECHAIN	Occurrence	1 .. 1

WCO Id/Name	19B	
Status	R	
Code		
Format	an..17	
WCO Id/Name	R055	Surety, coded
UNTED Ref/Desc	3039	Party. Identifier
Status	R	
HOLDER		Occurrence 1 .. 1
WCO Id/Name	28B	
Status	R	
Code		
Format	an..17	
WCO Id/Name	R002	Transit principal, coded
UNTED Ref/Desc	3039	Party. Identifier
Code list	CL15	International TIR database
Status	R	

3.2.5.1.4 E4 – Cancellation results

a. Introduction

This message is a response to message E2. It confirms the cancellation of the guarantee or provides error codes.

b. Classes (English Only)

Message				
Guarantee	1	..	1	R
Error	0	..	unbounded	D
Pointer	1	..	unbounded	R

c. Classes and attributes (English Only)

Message		
Type, coded		
Message reference number		
Message function, coded		
Functional reference		
GUARANTEE	Occurrence 1 .. 1	
Reference		
ERROR	Occurrence 0 .. unbounded	
Error, coded		
POINTER	Occurrence 1 .. unbounded	
Sequence number		
Document/message section, coded		
Tag identifier		

d. Message details (English Only)

Message		
ChangeLog	v. 0.1	Removed 'Sender identification' from the Data model. Is technical attribute.
Type, coded		
Format	an..3	
WCO Id/Name	D013	Declaration name, coded
UNTED Ref/Desc	1001	Document. Type.Code
Status	R	

ChangeLog	v. 0.1	CL06 (Document name code) replaced by CL26 (Message sub types) Name of CL26 changed from 'Message sub types' to 'Message types'
Code list	CL26	Message types
Restricted code(s)	E4	Cancellation results
Message reference number		
Format	an..14	
Status	R	
Message function, coded		
WCO Id/Name	017	Message function, coded
Format	n..2	
Code list	CL16	Message function code
UNTD ED Ref/Desc	1225	Document.Function.Code
Status	R	
Restricted code(s)	27	Not accepted
Restricted code(s)	44	Accepted without reserves
Restricted code(s)	45	Accepted with reserves (pending the termination of the current TIR operation).
Functional reference		
WCO Id/Name	D026	Functional reference number
Format	an..35	
Status	R	
GUARANTEE Occurrence 1 .. 1		
WCO Id/Name	90A	
Status	R	
Reference		
WCO Id/Name	100	Guarantee reference identifier
Format	an..35	
UNTD ED Ref/Desc	1154	Reference. Identifier
Status	R	
ERROR Occurrence 0 .. unbounded		
WCO Id/Name	53A	
Status	D	
Condition	C006	
ChangeLog	v. 0.1	Changed cardinality from 0..1 to 0..unbounded
Error, coded		
WCO Id/Name	377	Error, coded
Format	an..8	
Code list	CL99	Error code (to be developed)
UNTD ED Ref/Desc	9321	Application. Error.Code
Status	R	
POINTER Occurrence 1 .. unbounded		
WCO Id/Name	97A	
Status	R	
Sequence number		
WCO Id/Name	006	Sequence number
Format	n..5	
UNTD ED Ref/Desc	1050	Sequence. Position.Identifier
Status	R	
Document/message section, coded		
WCO Id/Name	375	Document/message section, coded
Format	an..3	
Code list	CL18	Message section code (codes to be defined)
UNTD ED Ref/Desc	1049	Document. Section.Code
Status	R	
Tag identifier		
WCO Id/Name	381	Tag identifier
Format	an..4	
Code list	CL19	Pointer code (codes to be defined)
UNTD ED Ref/Desc	9062	Data Element. Tag.Identifier
Status	R	

3.2.5.1.5 E5 – Query guarantee

a. Introduction

This message allows the Guarantee chain to query the eTIR international system to obtain information on one or multiple guarantees it had previously registered.

b. Classes (English Only)

Message

—Guarantee	1	..	1	R
------------	---	----	---	---

c. Classes and attributes (English Only)

Message

—Type, coded	
—Sub type, coded	
—Message reference number	
—Message function, coded	
—GUARANTEE	Occurrence 1 .. 1
—Reference	

d. Message details (English Only)

Message

ChangeLog	v. 0.1	Removed 'Sender identification' from the Data model. Is technical attribute.
—Type, coded		
Format	an..3	
WCO Id/Name	D013	Declaration name, coded
UNTDDED Ref/Desc	1001	Document. Type.Code
Status	R	
ChangeLog	v. 0.1	CL06 (Document name code) replaced by CL26 (Message sub types) Name of CL26 changed from 'Message sub types' to 'Message types'
Code list	CL26	Message types
Restricted code(s)	E5	Query guarantee
—Sub type, coded		
Format	an..6	
Code list	CL09	Message sub type
Restricted code(s)	00	Return all information regarding guarantee (default)
Restricted code(s)	01	Return only guarantee information
Restricted code(s)	02	Return only declaration information
Restricted code(s)	03	Return only TIR transport information
ChangeLog	v. 0.1	Replaces 'GUARANTEE.Query type' and uses CL09 (Message sub type)
Status	R	
—Message reference number		
Format	an..14	
Status	R	
—Message function, coded		
WCO Id/Name	017	Message function, coded
Format	n..2	
Code list	CL16	Message function code
UNTDDED Ref/Desc	1225	Document.Function.Code
Status	R	
Restricted code(s)	9	Original
—GUARANTEE		Occurrence 1 .. 1
WCO Id/Name	90A	
Status	R	

ChangeLog	v. 0.1	Attribute "Query type" removed and replaced by ""MESSAGE.Sub type, coded""
Reference		
WCO Id/Name	100	Guarantee reference identifier
Format	an..35	
UNTED Ref/Desc	1154	Reference. Identifier
Status	R	

3.2.5.1.6 E6 – Query results

a. Introduction

This message is a response to message E5. It provides the information requested regarding the guarantee(s) or error codes.

b. Classes (English Only)

Message				
Guarantee	1	..	1	R
GuaranteeChain	1	..	1	R
TIROperation	0	..	unbounded	O
Start	0	..	1	O
CustomsOffice	1	..	1	R
NationalItinerary	0	..	unbounded	O
ControlResult	1	..	unbounded	R
ControlType	1	..	1	R
Consignment	0	..	unbounded	O
TransportEquipment	1	..	unbounded	R
Seal	1	..	unbounded	R
Termination	0	..	1	O
CustomsOffice	1	..	1	R
ControlResult	1	..	unbounded	R
ControlType	1	..	1	R
Consignment	0	..	unbounded	O
TransportEquipment	1	..	unbounded	R
Seal	1	..	unbounded	R
Discharge	0	..	1	O
CustomsOffice	1	..	1	R
Holder	1	..	1	R
Address	1	..	1	R
ActiveWithdrawal	0	..	1	O
ActiveExclusion	0	..	unbounded	O
AdvancedCargoInformation	0	..	unbounded	O
AdditionalInformation	1	..	1	R
Agent	0	..	unbounded	O
Amendment	0	..	unbounded	O
Pointer	1	..	unbounded	R
SubContractor	0	..	1	O
Address	0	..	unbounded	D
Consignment	1	..	unbounded	R
AttachedDocuments	0	..	unbounded	O
ConsignmentItem	1	..	unbounded	R
AdditionalInformation	0	..	unbounded	O
Goods	1	..	1	R
Classification	0	..	unbounded	O
Consignee	0	..	1	O
Address	0	..	unbounded	D
Consignor	0	..	1	O
Address	0	..	unbounded	D
DeliveryDestination	0	..	1	
Address	1	..	1	R

—GoodsMeasure	1	..	1	R
—Packaging	1	..	1	R
—TransportEquipment	0	..	1	D
—UCR	0	..	unbounded	O
—LoadingLocation	0	..	1	O
—NotifyParty	0	..	1	O
—Address	0	..	1	D
—CustomsOfficeOfDeparture	1	..	1	R
—CustomsOfficeOfDestination	1	..	1	R
—TransportMeans	1	..	unbounded	R
—CountryOfRouting	1	..	unbounded	R
—CertificateOfApproval	0	..	1	O
—TransportEquipment	0	..	unbounded	D
—Seal	0	..	unbounded	O
—Holder	1	..	1	R
—Address	0	..	1	O
—Guarantee	1	..	1	R
—Error	0	..	unbounded	D
—Pointer	1	..	unbounded	R

c. Classes and attributes (English Only)

Message	
—Type, coded	
—Message reference number	
—Message function, coded	
—Functional reference	
—GUARANTEE	Occurrence 1 .. 1
—Reference	
—Validity	
—Guarantee type	
—Guarantee status	
—GUARANTEECHAIN	Occurrence 1 .. 1
—Code	
—TIROPERATION	Occurrence 0 .. unbounded
—Sequence number	
—Registration number	
—START	Occurrence 0 .. 1
—Date	
—Remarks	
—Time limit	
—CUSTOMSOFFICE	Occurrence 1 .. 1
—Customs office, coded	
—NATIONALITINERARY	Occurrence 0 .. unbounded
—Customs office, coded	
—CONTROLRESULT	Occurrence 1 .. unbounded
—Code	
—CONTROLTYPE	Occurrence 1 .. 1
—Identification	
—CONSIGNMENT	Occurrence 0 .. unbounded
—Sequence number	
—TRANSPORTEQUIPMENT	Occurrence 1 .. unbounded
—Identification	
—SEAL	Occurrence 1 .. unbounded
—Sequence number	

	Seal number	
	Seal type code	
TERMINATION		Occurrence 0 .. 1
Date		
Number of packages		
Reservations		
CUSTOMSOFFICE		Occurrence 1 .. 1
Customs office, coded		
CONTROLRESULT		Occurrence 1 .. unbounded
Code		
CONTROLTYPE		Occurrence 1 .. 1
Identification		
CONSIGNMENT		Occurrence 0 .. unbounded
Sequence number		
TRANSPORTEQUIPMENT		Occurrence 1 .. unbounded
Identification		
SEAL		Occurrence 1 .. unbounded
Sequence number		

Seal number	
Seal type code	
DISCHARGE	Occurrence 0 .. 1
Date	
CUSTOMSOFFICE	Occurrence 1 .. 1
Customs office, coded	
HOLDER	Occurrence 1 .. 1
Name	
Code	
Current status	
ADDRESS	Occurrence 1 .. 1
City name	
Country, coded	
Street and number/P.O. Box	
Postcode identification	
ACTIVWITHDRAWAL	Occurrence 0 .. 1
Start	
End	
ACTIVEEXCLUSION	Occurrence 0 .. unbounded
Start	
End	
Country, coded	
ADVANCEDCARGOINFORMATION	Occurrence 0 .. unbounded
Date	
Reference	
Type, coded	
Total gross weight	
ADDITIONALINFORMATION	Occurrence 1 .. 1
Remarks	
Heavy and bulky goods indicator	
AGENT	Occurrence 0 .. unbounded
Code	
Role, coded	
AMENDMENT	Occurrence 0 .. unbounded
Amendment code	
POINTER	Occurrence 1 .. unbounded
Sequence number	
Document/message section, coded	
Tag identifier	
SUBCONTRACTOR	Occurrence 0 .. 1
Name	
Code	
ADDRESS	Occurrence 0 .. unbounded
City name	
Country, coded	
Street and number/P.O. Box	
Postcode identification	
CONSIGNMENT	Occurrence 1 .. unbounded
Sequence number	
ATTACHEDDOCUMENTS	Occurrence 0 .. unbounded
Issuing date	
Number	

Type, coded	
CONSIGNMENTITEM	Occurrence 1 .. unbounded
Sequence number	
ADDITIONALINFORMATION	Occurrence 0 .. unbounded
Remarks	
GOODS	Occurrence 1 .. 1
Description	
CLASSIFICATION	Occurrence 0 .. unbounded
Code	
Type	
CONSIGNEE	Occurrence 0 .. 1
Name	
Code	
ADDRESS	Occurrence 0 .. unbounded
City name	
Country, coded	
Street and number/P.O. Box	
Postcode identification	
CONSIGNOR	Occurrence 0 .. 1
Name	
Code	
ADDRESS	Occurrence 0 .. unbounded
City name	
Country, coded	
Street and number/P.O. Box	
Postcode identification	
DELIVERYDESTINATION	Occurrence 0 .. 1
Name	
ADDRESS	Occurrence 1 .. 1
City name	
Country, coded	
Street and number/P.O. Box	
Postcode identification	
GOODSMEASURE	Occurrence 1 .. 1
Gross weight	
PACKAGING	Occurrence 1 .. 1
Marks and numbers	
Number of packages	
Type, coded	
TRANSPORTEQUIPMENT	Occurrence 0 .. 1
Identification	
UCR	Occurrence 0 .. unbounded
Identifier	
LOADINGLOCATION	Occurrence 0 .. 1
Name	
NOTIFYPARTY	Occurrence 0 .. 1
Name	
Code	
ADDRESS	Occurrence 0 .. 1
City name	
Country, coded	
Street and number/P.O. Box	

Postcode identification	
CUSTOMSOFFICEOFDEPARTURE	Occurrence 1 .. 1
Code	
CUSTOMSOFFICEOFDESTINATION	Occurrence 1 .. 1
Code	
TRANSPORTMEANS	Occurrence 1 .. unbounded
Identification	
Type, coded	
Nationality	
Conveyance reference number	
COUNTRYOFROUTING	Occurrence 1 .. unbounded
Country, coded	
CERTIFICATEOFAPPROVAL	Occurrence 0 .. 1
Date	
Number	
Type, coded	
TRANSPORTEQUIPMENT	Occurrence 0 .. unbounded
Sequence number	
Size and type identification	
Identification	
SEAL	Occurrence 0 .. unbounded
Sequence number	
Seal number	
Seal type code	
HOLDER	Occurrence 1 .. 1
Name	
Code	
ADDRESS	Occurrence 0 .. 1
City name	
Country, coded	
Street and number/P.O. Box	
Postcode identification	
GUARANTEE	Occurrence 1 .. 1
Reference	
Validity	
Guarantee type, coded	
ERROR	Occurrence 0 .. unbounded
Error, coded	
POINTER	Occurrence 1 .. unbounded
Sequence number	
Document/message section, coded	
Tag identifier	

d. Message details (English Only)

Message		
ChangeLog	v. 0.1	Removed 'Sender identification' from the Data model. Is technical attribute.
Type, coded		
Format	an..3	
WCO Id/Name	D013	Declaration name, coded
UNTED Ref/Desc	1001	Document. Type.Code
Status	R	
ChangeLog	v. 0.1	CL06 (Document name code) replaced by CL26 (Message sub types) Name of CL26 changed from 'Message sub types' to 'Message types'

Code list	CL26	Message types
Restricted code(s)	E6	Query results
Message reference number		
Format	an..14	
Status	R	
Message function, coded		
WCO Id/Name	017	Message function, coded
Format	n..2	
Code list	CL16	Message function code
UNTED Ref/Desc	1225	Document.Function.Code
Status	R	
Restricted code(s)	10	Not found
Restricted code(s)	11	Response
Functional reference		
WCO Id/Name	D026	Functional reference number
Format	an..35	
Status	R	
GUARANTEE		
		Occurrence 1 .. 1
WCO Id/Name	90A	
Status	R	
Reference		
WCO Id/Name	100	Guarantee reference identifier
Format	an..35	
UNTED Ref/Desc	1154	Reference. Identifier
Status	R	
Validity		
WCO Id/Name	275	LPCO Expiration (Expiry) Date
Format	an..17	
UNTED Ref/Desc	2380	Date Or Time Or Period. Text
Status	R	
Guarantee type		
WCO Id/Name	101	Security details, coded
Format	an..3	
Code list	CL12	Guarantee type code
UNTED Ref/Desc	4377	Obligation.Guarantee.Code
Status	R	
Guarantee status		
Format	an..3	
Code list	CL22	Guarantee status
UNTED Ref/Desc	-	
Description	-	
Status	R	
GUARANTEECHAIN		
		Occurrence 1 .. 1
WCO Id/Name	19B	
Status	R	
Code		
Format	an..17	
WCO Id/Name	R055	Surety, coded
UNTED Ref/Desc	3039	Party. Identifier
Status	R	
TIROPERATION		
		Occurrence 0 .. unbounded
Status	O	
Sequence number		
WCO Id/Name	006	Sequence number
Format	n..5	
UNTED Ref/Desc	1050	Sequence. Position.Identifier
Status	R	
Registration number		
Format	an..35	

	UNTDED Ref/Desc	-	
	Status	R	
	START		Occurrence 0 .. 1
	Status	O	
	Date		
	Format	n..17	
	UNTDED Ref/Desc	2380	Date Or Time Or Period. Text
	Status	R	
	Remarks		
	Format	an..512	
	UNTDED Ref/Desc	4440	FreeText.Text
	WCO Id/Name	105	Free text
	Status	O	
	Time limit		
	Format	n..17	
	UNTDED Ref/Desc	2380	Date Or Time Or Period. Text
	Status	O	
	CUSTOMSOFFICE		Occurrence 1 .. 1
	WCO Id/Name	SC2	
	Description	Customs office where the TIR operation is started.	
	Status	R	
	Customs office, coded		
	WCO Id/Name	Government agency name, coded	
	Format	an..17	
	Code list	CL13	Customs offices database (to be developed)
	UNTDED Ref/Desc	3225	Location.Identifier
	Status	R	
	NATIONALITINERARY		Occurrence 0 .. unbounded
	WCO Id/Name	SC2	
	Status	O	
	Customs office, coded		
	WCO Id/Name	Government agency name, coded	
	Format	an..17	
	Code list	CL13	Customs offices database (to be developed)
	UNTDED Ref/Desc	3225	Location.Identifier
	Status	R	
	CONTROLRESULT		Occurrence 1 .. unbounded
	Status	R	
	Code		
	Code list	CL24	Control result code
	Format	an..3	
	UNTDED Ref/Desc	-	
	Status	R	
	CONTROLTYPE		Occurrence 1 .. 1
	Status	R	
	Identification		
	Format	an..3	
	Code list	CL25	Control type code
	UNTDED Ref/Desc	-	
	Status	R	
	CONSIGNMENT		Occurrence 0 .. unbounded
	WCO Id/Name	28A	
	Status	O	
	Rule	R007	
	Rule	R006	
	ChangeLog	v. 0.1	Removed ConsignmentItem class. Seals information is provided under Consignment.TransportEquipment.Seals New Rules: R006 and R007
	Sequence number		

		WCO Id/Name 006	Sequence number
		Format n..5	
		Status R	
		UNTDDED Ref/Desc 1050	Sequence. Position.Identifier
		TRANSPORTEQUIPMENT	Occurrence 1 .. unbounded
		WCO Id/Name 31B	
		ChangeLog v. 0.1	Added new TransportEquipment class
		Status R	
		Identification	
		WCO Id/Name 159	Equipment identification number
		Format an..17	
		Status R	
		UNTDDED Ref/Desc 8260	TransportEquipment.Identifier
		SEAL	Occurrence 1 .. unbounded
		WCO Id/Name 44B	
		ChangeLog v. 0.1	Added new SEAL class
		Status R	
		Sequence number	
		WCO Id/Name 006	Sequence number
		Format n..5	
		Status R	
		Rule R003	
		Rule R004	
		UNTDDED Ref/Desc 1050	Sequence. Position.Identifier
		Seal number	
		WCO Id/Name 165	Seal number
		Format an..35	
		Status R	
		Rule R005	
		UNTDDED Ref/Desc 9308	TransportEquipment.Seal.Identifier
		SAFE information	
		SAFE Yes	
		Seal type code	
		WCO Id/Name 407	Seal Type Code
		Format an..3	
		Status O	
		UNTDDED Ref/Desc New	
		Code list CL08	Seal type code
		TERMINATION	Occurrence 0 .. 1
		Status O	
		Date	
		Format n..17	
		UNTDDED Ref/Desc 2380	Date Or Time Or Period. Text
		Status R	
		Number of packages	
		WCO Id/Name 144	Number of packages
		Format n..8	
		UNTDDED Ref/Desc 6061	Quantity.Quantity
		Status R	
		Reservations	
		UNTDDED Ref/Desc 4440	FreeText.Text
		Format an..512	
		WCO Id/Name 105	Free text
		Status O	
		CUSTOMSOFFICE	Occurrence 1 .. 1
		WCO Id/Name SC2	

	Description	Customs office where the TIR operation is terminated.	
	Status	R	
	Customs office, coded		
	WCO Id/Name	Government agency name, coded	
	Format	an..17	
	Code list	CL13	Customs offices database (to be developed)
	UNTDDED Ref/Desc	3225	Location.Identifier
	Status	R	
	CONTROLRESULT		
		Occurrence	1 .. unbounded
	Status	R	
	Code		
	Code list	CL24	Control result code
	Format	an..3	
	UNTDDED Ref/Desc	-	
	Status	R	
	CONTROLTYPE		
		Occurrence	1 .. 1
	Status	R	
	Identification		
	Format	an..3	
	Code list	CL25	Control type code
	UNTDDED Ref/Desc	-	
	Status	R	
	CONSIGNMENT		
		Occurrence	0 .. unbounded
	WCO Id/Name	28A	
	Status	O	
	Rule	R006	
	Rule	R007	
	ChangeLog	v. 0.1	Removed ConsignmentItem class. Seals information is provided under Consignment.TransportEquipment.Seals New Rules: R006 and R007
	Sequence number		
	WCO Id/Name	006	Sequence number
	Format	n..5	
	Status	R	
	UNTDDED Ref/Desc	1050	Sequence. Position.Identifier
	TRANSPORTEQUIPMENT		
		Occurrence	1 .. unbounded
	WCO Id/Name	31B	
	ChangeLog	v. 0.1	Added new TransportEquipment class
	Status	R	
	Identification		
	WCO Id/Name	159	Equipment identification number
	Format	an..17	
	Status	R	
	UNTDDED Ref/Desc	8260	TransportEquipment.Identifier
	SEAL		
		Occurrence	1 .. unbounded
	WCO Id/Name	44B	
	ChangeLog	v. 0.1	Added new SEAL class
	Status	R	
	Sequence number		
	WCO Id/Name	006	Sequence number
	Format	n..5	
	Status	R	
	Rule	R003	
	Rule	R004	
	UNTDDED Ref/Desc	1050	Sequence. Position.Identifier
	Seal number		
	WCO Id/Name	165	Seal number

		Format	an..35	
		Status	R	
		Rule	R006	
		UNTDDED Ref/Desc	9308	TransportEquipment.SeaI.Identifier
		SAFE information	Yes	
		Seal type code		
		WCO Id/Name	407	Seal Type Code
		Format	an..3	
		Status	O	
		UNTDDED Ref/Desc	New	
		Code list	CL08	Seal type code
		DISCHARGE		Occurrence 0 .. 1
		Status	O	
		Date		
		Format	n..17	
		UNTDDED Ref/Desc	2380	Date Or Time Or Period. Text
		Status	R	
		CUSTOMSOFFICE		Occurrence 1 .. 1
		WCO Id/Name	SC2	
		Description	Customs office where the TIR operation is discharged.	
		Status	R	
		Customs office, coded		
		WCO Id/Name		Government agency name, coded
		Format	an..17	
		Code list	CL13	Customs offices database (to be developped)
		UNTDDED Ref/Desc	3225	Location.Identifier
		Status	R	
		HOLDER		Occurrence 1 .. 1
		WCO Id/Name	28B	
		Status	R	
		Name		
		Format	an..70	
		WCO Id/Name	R001	Transit principal - name
		UNTDDED Ref/Desc	3036	Party.Name.Text
		Status	R	
		Code		
		Format	an..17	
		WCO Id/Name	R002	Transit principal, coded
		UNTDDED Ref/Desc	3039	Party. Identifier
		Code list	CL15	International TIR database
		Status	R	
		Current status		
		Code list	CL23	Holder status
		Format	an..3	
		UNTDDED Ref/Desc	-	
		Status	R	
		ADDRESS		Occurrence 1 .. 1
		WCO Id/Name	04A	
		Status	R	
		City name		
		WCO Id/Name	241	City name
		Format	an..35	
		UNTDDED Ref/Desc	3164	Address.City.Name
		Status	R	
		Country, coded		
		WCO Id/Name	242	Country, coded
		Format	a2	

	Code list	CL04	Country name code
	UNTDDED Ref/Desc	3207	Country.Identifier
	Status	R	
	Street and number/P.O. Box		
	WCO Id/Name	239	Street and number/P.O. Box
	Format	an..70	
	UNTDDED Ref/Desc	3042	Postal.DeliveryPoint.Text
	Status	R	
	Postcode identification		
	WCO Id/Name	245	Postcode identification
	Format	an..9	
	UNTDDED Ref/Desc	3251	Postal.Identifier
	Status	R	
	ACTIVEWITHDRAWAL		
		Occurrence	0 .. 1
	Status	O	
	Start		
	Format	n..17	
	UNTDDED Ref/Desc	2380	Date Or Time Or Period. Text
	Status	R	
	End		
	Format	n..17	
	UNTDDED Ref/Desc	2380	Date Or Time Or Period. Text
	Status	O	
	ACTIVEEXCLUSION		
		Occurrence	0 .. unbounded
	Status	O	
	Start		
	Format	n..17	
	UNTDDED Ref/Desc	2380	Date Or Time Or Period. Text
	Status	R	
	End		
	Format	n..17	
	UNTDDED Ref/Desc	2380	Date Or Time Or Period. Text
	Status	O	
	Country, coded		
	Code list	CL04	Country name code
	WCO Id/Name	242	Country, coded
	UNTDDED Ref/Desc	3207	Country.Identifier
	Format	a2	
	Status	R	
	ADVANCEDCARGOINFORMATION		
		Occurrence	0 .. unbounded
	WCO Id/Name	42A	
	Status	O	
	Date		
	Format	an..17	
	WCO Id/Name	D011	Declaration issuing date
	UNTDDED Ref/Desc	2380	Date Or Time Or Period. Text
	Status	R	
	Reference		
	Format	an..35	
	WCO Id/Name	D014	Declaration reference number
	UNTDDED Ref/Desc	1004	Document. Identifier
	Status	R	
	Type, coded		
	Format	an..3	
	WCO Id/Name	D013	Declaration name, coded
	Code list	CL06	Document name code
	UNTDDED Ref/Desc	1001	Document. Type.Code
	Status	R	
	Total gross weight		

WCO Id/Name	131	Total gross weight
Format	n..16,6	
UNTDDED Ref/Desc	6092	DocumentDeclaredGrossWeight.Measure
SAFE information	Yes	
Status	O	
ADDITIONALINFORMATION		Occurrence 1 .. 1
WCO Id/Name	03A	
Status	R	
Remarks		
WCO Id/Name	105	Free text
Format	an..512	
UNTDDED Ref/Desc	4440	FreeText.Text
Status	R	
Heavy and bulky goods indicator		
WCO Id/Name	226	Additional statement code
Format	an..17	
Code list	CL14	Indicator
UNTDDED Ref/Desc	4441	FreeText.Code
Status	R	
AGENT		Occurrence 0 .. unbounded
WCO Id/Name	05A	
SAFE information	Yes	
Status	O	
Code		
Format	an..17	
WCO Id/Name	R004	Agent, coded
UNTDDED Ref/Desc	3039	Party. Identifier
Status	R	
Role, coded		
Format	an..3	
WCO Id/Name	R005	Role code
UNTDDED Ref/Desc	3035	Party. Function.Code
Code list	CL02	Party role codes
Status	R	
AMENDMENT		Occurrence 0 .. unbounded
WCO Id/Name	06A	
Status	O	
Amendment code		
WCO Id/Name	099	Amendment code
Format	an..3	
Code list	CL17	Amendment code
UNTDDED Ref/Desc	4295	Change.Reason.Code
Status	R	
POINTER		Occurrence 1 .. unbounded
WCO Id/Name	97A	
Status	R	
Sequence number		
WCO Id/Name	006	Sequence number
Format	n..5	
UNTDDED Ref/Desc	1050	Sequence. Position.Identifier
Status	R	
Document/message section, coded		
WCO Id/Name	375	Document/message section, coded
Format	an..3	
Code list	CL18	Message section code (codes to be defined)
UNTDDED Ref/Desc	1049	Document. Section.Code
Status	R	
Tag identifier		
WCO Id/Name	381	Tag identifier

Format	an..4	
Code list	CL19	Pointer code (codes to be defined)
UNTDDED Ref/Desc	9162	Data Element. Tag.Identifier
Status	R	
SUBCONTRACTOR		Occurrence 0 .. 1
WCO Id/Name	18A	
Status	O	
Name		
Format	an..70	
WCO Id/Name	R011	Carrier - name
UNTDDED Ref/Desc	3036	Party.Name.Text
Status	D	
Condition	C001	
Code		
Format	an..17	
WCO Id/Name	R012	Carrier identification
UNTDDED Ref/Desc	3039	Party. Identifier
Code list	CL15	International TIR database
Status	D	
Condition	C001	
ADDRESS		Occurrence 0 .. unbounded
WCO Id/Name	04A	
Status	D	
Condition	C001	
City name		
WCO Id/Name	241	City name
Format	an..35	
UNTDDED Ref/Desc	3164	Address.City.Name
Status	R	
Country, coded		
WCO Id/Name	242	Country, coded
Format	a2	
Code list	CL04	Country name code
UNTDDED Ref/Desc	3207	Country.Identifier
Status	R	
Street and number/P.O. Box		
WCO Id/Name	239	Street and number/P.O. Box
Format	an..70	
UNTDDED Ref/Desc	3042	Postal.DeliveryPoint.Text
Status	R	
Postcode identification		
WCO Id/Name	245	Postcode identification
Format	an..9	
UNTDDED Ref/Desc	3251	Postal.Identifier
Status	R	
CONSIGNMENT		Occurrence 1 .. unbounded
WCO Id/Name	28A	
Status	R	
Rule	R007	
Sequence number		
WCO Id/Name	006	Sequence number
Format	n..5	
UNTDDED Ref/Desc	1050	Sequence. Position.Identifier
Status	R	
ATTACHEDDOCUMENTS		Occurrence 0 .. unbounded
WCO Id/Name	02A	
Remark	Also needed for EX1, not in Objecteering	
Status	O	
Issuing date		

		Format	an..17	
		WCO Id/Name	D002	Additional document issuing date
		UNTDDED Ref/Desc	2380	Date Or Time Or Period. Text
		Status	R	
		Number		
		Format	an..35	
		WCO Id/Name	D005	Additional document reference number
		UNTDDED Ref/Desc	1004	Document. Identifier
		Status	R	
		Type, coded		
		Format	an..3	
		WCO Id/Name	D006	Additional document type, coded
		Code list	06	Document name code
		Status	R	
		CONSIGNMENTITEM		Occurrence 1 .. unbounded
		WCO Id/Name	29A	
		Status	R	
		Sequence number		
		WCO Id/Name	006	Sequence number
		Format	n..5	
		UNTDDED Ref/Desc	1050	Sequence. Position.Identifier
		Status	R	
		ADDITIONALINFORMATION		Occurrence 0 .. unbounded
		WCO Id/Name	03A	
		Status	O	
		Remarks		
		WCO Id/Name	105	Free text
		Format	an..512	
		UNTDDED Ref/Desc	4440	FreeText.Text
		Status	R	
		GOODS		Occurrence 1 .. 1
		WCO Id/Name	23A	
		Status	R	
		Description		
		WCO Id/Name	138	Brief cargo description
		Format	an..256	
		UNTDDED Ref/Desc	7002	GoodsItem.Description.Text
		SAFE information	Yes	
		Status	D	
		Condition	C004	
		CLASSIFICATION		Occurrence 0 .. unbounded
		WCO Id/Name	21A	
		SAFE information	Yes	
		Status	O	
		Code		
		WCO Id/Name	145	Commodity Classification
		Format	an..18	
		UNTDDED Ref/Desc	7357	Goods Item. Type.Code
		Status	R	
		Type		
		WCO Id/Name	337	Commodity Classification Type
		Format	an..3	
		Code list	CL03	Item type identification code
		UNTDDED Ref/Desc	7143	Line Item. Identifier Type.Identifier
		Status	R	

CONSIGNEE			Occurrence 0 .. 1
WCO Id/Name	27A		
SAFE information	Yes		
Status	O		
Name			
Format	an..70		
WCO Id/Name	R014	Consignee name	
UNTDDED Ref/Desc	3036	Party.Name.Text	
Status	D		
Condition	C001		
Code			
Format	an..17		
WCO Id/Name	R015	Consignee, coded	
UNTDDED Ref/Desc	3039	Party. Identifier	
Status	D		
Condition	C001		
ADDRESS			Occurrence 0 .. unbounded
WCO Id/Name	04A		
Status	D		
Condition	C001		
City name			
WCO Id/Name	241	City name	
Format	an..35		
UNTDDED Ref/Desc	3164	Address.City.Name	
Status	R		
Country, coded			
WCO Id/Name	242	Country, coded	
Format	a2		
Code list	CL04	Country name code	
UNTDDED Ref/Desc	3207	Country.Identifier	
Status	R		
Street and number/P.O. Box			
WCO Id/Name	239	Street and number/P.O. Box	
Format	an..70		
UNTDDED Ref/Desc	3042	Postal.DeliveryPoint.Text	
Status	R		
Postcode identification			
WCO Id/Name	245	Postcode identification	
Format	an..9		
UNTDDED Ref/Desc	3251	Postal.Identifier	
Status	R		
CONSIGNOR			Occurrence 0 .. 1
WCO Id/Name	30A		
SAFE information	Yes		
Status	O		
Name			
Format	an..70		
WCO Id/Name	R020	Consignor - name	
UNTDDED Ref/Desc	3036	Party.Name.Text	
Status	D		
Condition	C001		

			Code	
			Format	an..17
			WCO Id/Name	R021 Consignor, coded
			UNTDDED Ref/	3039 Party. Identifier
			Desc	
			Status	D
			Condition	C001
			ADDRESS	Occurrence 0 .. unbounded
			WCO Id/Name	04A
			Status	D
			Condition	C001
			City name	
			WCO Id/Name	241 City name
			Format	an..35
			UNTDDED Ref/	3164 Address.City.Name
			Desc	
			Status	R
			Country, coded	
			WCO Id/Name	242 Country, coded
			Format	a2
			Code list	CL04 Country name code
			UNTDDED Ref/	3207 Country.Identifier
			Desc	
			Status	R
			Street and number/P.O. Box	
			WCO Id/Name	239 Street and number/P.O. Box
			Format	an..70
			UNTDDED Ref/	3042 Postal.DeliveryPoint.Text
			Desc	
			Status	R
			Postcode identification	
			WCO Id/Name	245 Postcode identification
			Format	an..9
			UNTDDED Ref/Desc	3251 Postal.Identifier
			Status	R
			DELIVERYDESTINATION	Occurrence 0 .. 1
			WCO Id/Name	44A
			SAFE	Yes
			information	
			Name	
			Format	an..70
			WCO Id/Name	R027 Deliver to party
			UNTDDED Ref/	3036 Party.Name.Text
			Desc	
			Status	R
			ADDRESS	Occurrence 1 .. 1
			WCO Id/Name	04A
			Status	R
			City name	
			WCO Id/Name	241 City name
			Format	an..35
			UNTDDED Ref/	3164 Address.City.Name
			Desc	
			Status	R
			Country, coded	
			WCO Id/Name	242 Country, coded
			Format	a2
			Code list	CL04 Country name code

		UNTDED Ref/ 3207	Country.Identifier	
		Desc		
		Status R		
		Street and number/P.O. Box		
		WCO Id/Name 239	Street and number/P.O. Box	
		Format an..70		
		UNTDED Ref/ 3042	Postal.DeliveryPoint.Text	
		Desc		
		Status R		
		Postcode identification		
		WCO Id/Name 245	Postcode identification	
		Format an..9		
		UNTDED Ref/Desc 3251	Postal.Identifier	
		Status R		
		GOODSMEASURE	Occurrence 1 .. 1	
		WCO Id/Name 65A		
		Status R		
		Gross weight		
		WCO Id/Name 126	Gross weight item level	
		Format n..16,6		
		UNTDED Ref/Desc 6018	LineItem.GrossWeight.Measure	
		Status R		
		PACKAGING	Occurrence 1 .. 1	
		WCO Id/Name 93A		
		Status R		
		Marks and numbers		
		WCO Id/Name 142	Shipping marks	
		Format an..512		
		UNTDED Ref/ 7102	GoodsItem.ShippingMarks.Text	
		Desc		
		Status R		
		Number of packages		
		WCO Id/Name 144	Number of packages	
		Format n..8		
		UNTDED Ref/ 6061	Quantity.Quantity	
		Desc		
		SAFE information Yes		
		Status R		
		Type, coded		
		WCO Id/Name 141	Type of packages identification, coded	
		Format an..2		
		Code list CL07	Package type description code	
		UNTDED Ref/Desc 7065	Package.Type.Code	
		SAFE information Yes		
		Status R		
		TRANSPORTEQUIPMENT	Occurrence 0 .. 1	
		WCO Id/Name 31B		
		ChangeLog v. 0.1	The attributes 'Seal number' and 'Size and type identification' moved to 'Consignment. TransportEquipment.Seals' and 'Consignment.TransportEquipment'class.	
		SAFE information Yes		
		Status D		
		Condition C003		
		Identification		
		WCO Id/Name 159	Equipment identification number	
		Format an..17		
		UNTDED Ref/Desc 8260	TransportEquipment.Identifier	
		Status R		

UCR		Occurrence 0 .. unbounded
WCO Id/Name	35B	
SAFE information	Yes	
Status	O	
Identifier		
WCO Id/Name	016	Unique consignment reference number
Format	an..35	
Status	R	
LOADINGLOCATION		Occurrence 0 .. 1
WCO Id/Name	83A	
SAFE information	Yes	
Status	O	
Name		
Format	an..256	
WCO Id/Name	L009	Place of loading
UNTDDED Ref/Desc	3224	Location.Name.Text
Status	R	
NOTIFYPARTY		Occurrence 0 .. 1
WCO Id/Name	89A	
SAFE information	Yes	
Status	O	
Name		
Format	an..70	
WCO Id/Name	R045	Notify party
UNTDDED Ref/Desc	3036	Party.Name.Text
Status	D	
Condition	C001	
Code		
Format	an..17	
WCO Id/Name	R046	Notify party, coded
UNTDDED Ref/Desc	3039	Party. Identifier
Status	D	
Condition	C001	
ADDRESS		Occurrence 0 .. 1
WCO Id/Name	04A	
Status	D	
Condition	C001	
City name		
WCO Id/Name	241	City name
Format	an..35	
UNTDDED Ref/Desc	3164	Address.City.Name
Status	R	
Country, coded		
WCO Id/Name	242	Country, coded
Format	a2	
Code list	CL04	Country name code
UNTDDED Ref/Desc	3207	Country.Identifier
Status	R	
Street and number/P.O. Box		
WCO Id/Name	239	Street and number/P.O. Box
Format	an..70	
UNTDDED Ref/Desc	3042	Postal.DeliveryPoint.Text
Status	R	
Postcode identification		
WCO Id/Name	245	Postcode identification

Format	an..9	
UNTDDED Ref/Desc	3251	Postal.Identifier
Status	R	
CUSTOMSOFFICEOFDEPARTURE		Occurrence 1 .. 1
WCO Id/Name	25B	
Status	R	
Code		
Format	an..17	
WCO Id/Name	L087	Place of departure of the transit, coded
Code list	CL13	Customs offices database (to be developped)
UNTDDED Ref/Desc	3225	Location.Identifier
Status	R	
CUSTOMSOFFICEOFDESTINATION		Occurrence 1 .. 1
WCO Id/Name	26B	
Status	R	
Code		
Format	an..17	
WCO Id/Name	L008	Place of destination of the transit, coded
Code list	CL13	Customs offices database (to be developped)
UNTDDED Ref/Desc	3225	Location.Identifier
Status	R	
TRANSPORTMEANS		Occurrence 1 .. unbounded
WCO Id/Name	29B	
Status	R	
Identification		
Format	an..25	
WCO Id/Name	T007	Identification of means of transport for transit
UNTDDED Ref/Desc	8212	TransportMeans.Identifier.Text
Status	R	
Type, coded		
Format	an..4	
WCO Id/Name	T011	Mode/type of means of transport used for transit, coded
Code list	CL05	Transport means description code
UNTDDED Ref/Desc	8179	TransportMeans.Type.Code
Status	R	
Nationality		
Format	a2	
WCO Id/Name	T015	Nationality of means of transport used for transit, coded
Code list	CL04	Country name code
UNTDDED Ref/Desc	8453	TransportMeans.RegistrationNationality.Identifier
Status	R	
Conveyance reference number		
WCO Id/Name	149	Conveyance reference number
Format	an..17	
UNTDDED Ref/Desc	8028	TransportMeans.Journey.Identifier
Status	O	
COUNTRYOFROUTING		Occurrence 1 .. unbounded
WCO Id/Name	81A	
Rule	R001	
ChangeLog	v. 0.1	New Rule R001
Status	R	
WCO Id/Name	006	sequence number
Format	n..5	
Status	R	
ChangeLog	v. 0.1	Added sequence to the Itinerary class
Country, coded		
WCO Id/Name	064	Country(ies) of routing, coded
Format	a2	
Code list	CL04	Country name code

UNTDDED Ref/Desc	3225	Location.Identifier
SAFE information	Yes	
Status	R	
CERTIFICATEOFAPPROVAL		Occurrence 0 .. 1
WCO Id/Name	02A	
Status	O	
Date		
Format	an..17	
WCO Id/Name	D002	Additional document issuing date
UNTDDED Ref/Desc	2380	Date Or Time Or Period. Text
Status	R	
Number		
Format	an..35	
WCO Id/Name	D005	Additional document reference number
UNTDDED Ref/Desc	1004	Document. Identifier
Status	R	
Type, coded		
Format	an..3	
WCO Id/Name	D006	Additional document type, coded
Code list	CL06	Document name code
UNTDDED Ref/Desc	1001	Document. Type.Code
Status	R	
TRANSPORTEQUIPMENT		Occurrence 0 .. unbounded
WCO Id/Name	31B	
Status	D	
Condition	C003	
ChangeLog	v. 0.1	Added new Class "TransportEquipment"
Sequence number		
WCO Id/Name	006	Sequence number
Format	n..5	
UNTDDED Ref/Desc	1050	Sequence. Position.Identifier
ChangeLog	v. 0.1	Added new data element
Status	R	
Size and type identification		
WCO Id/Name	152	Equipment size and type identification
Format	an..4	
Code list	CL01	Equipment size and type description code
UNTDDED Ref/Desc	8155	TransportEquipment.Characteristic.Code
ChangeLog	v. 0.1	Data element moved from ConsignmentItem.TransportEquipment
Status	R	
SAFE information	Yes	
Identification		
WCO Id/Name	159	Equipment identification number
Format	an..17	
UNTDDED Ref/Desc	8260	TransportEquipment.Identifier
ChangeLog	v. 0.1	Also added to Consignment level.
Status	R	
SAFE information	Yes	
SEAL		Occurrence 0 .. unbounded
WCO Id/Name	44B	
ChangeLog	v. 0.1	Added new SEAL class
Status	O	
Sequence number		
WCO Id/Name	006	Sequence number
Format	n..5	
UNTDDED Ref/Desc	1050	Sequence. Position.Identifier
Desc		

	Status	R	
	Rule	R003	
	Rule	R004	
	Seal number		
	WCO Id/Name	165	Seal number
	Format	an..35	
	UNTDDED Ref/Desc	9308	TransportEquipment.Seal.Identifier
	Desc		
	Status	R	
	SAFE information	Yes	
	Rule	R005	
	Seal type code		
	WCO Id/Name	407	Seal Type Code
	Format	an..3	
	UNTDDED Ref/Desc	New	
	Status	O	
	HOLDER		Occurrence 1 .. 1
	WCO Id/Name	28B	
	Status	R	
	Name		
	Format	an..70	
	WCO Id/Name	R001	Transit principal - name
	UNTDDED Ref/Desc	3036	Party.Name.Text
	Status	O	
	Code		
	Format	an..17	
	WCO Id/Name	R002	Transit principal, coded
	Code list	CL15	International TIR database
	UNTDDED Ref/Desc	3039	Party. Identifier
	Status	R	
	ADDRESS		Occurrence 0 .. 1
	WCO Id/Name	04A	
	SAFE information	Yes	
	Status	O	
	City name		
	WCO Id/Name	241	City name
	Format	an..35	
	UNTDDED Ref/Desc	3164	Address.City.Name
	Status	R	
	Country, coded		
	WCO Id/Name	242	Country, coded
	Format	a2	
	Code list	CL04	Country name code
	UNTDDED Ref/Desc	3207	Country.Identifier
	Status	R	
	Street and number/P.O. Box		
	WCO Id/Name	239	Street and number/P.O. Box
	Format	an..70	
	UNTDDED Ref/Desc	3042	Postal.DeliveryPoint.Text
	Status	R	
	Postcode identification		
	WCO Id/Name	245	Postcode identification
	Format	an..9	
	UNTDDED Ref/Desc	3251	Postal.Identifier
	Status	R	
	GUARANTEE		Occurrence 1 .. 1
	Status	R	
	Reference		

	WCO Id/Name	100	Guarantee reference identifier
	Format	an..35	
	Status	R	
	Validity		
	WCO Id/Name	275	LPCO Expiration (Expiry) Date
	Format	n..17	
	UNTDED Ref/Desc	2380	Date Or Time Or Period. Text
	Status	R	
	Guarantee type, coded		
	WCO Id/Name	101	Security details, coded
	Format	an..3	
	Code list	CL12	Guarantee type code
	UNTDED Ref/Desc	4377	Obligation.Guarantee.Code
	Status	R	
ERROR		Occurrence 0 .. unbounded	
	WCO Id/Name	53A	
	Status	D	
	Condition	C006	
	ChangeLog	v. 0.1	Changed cardinality from 0..1 to 0..unbounded
	Error, coded		
	WCO Id/Name	377	Error, coded
	Format	an..8	
	Code list	CL99	Error code (to be developed)
	UNTDED Ref/Desc	9321	Application. Error.Code
	Status	R	
POINTER		Occurrence 1 .. unbounded	
	WCO Id/Name	97A	
	Status	R	
	Sequence number		
	WCO Id/Name	006	Sequence number
	Format	n..5	
	UNTDED Ref/Desc	1050	Sequence. Position.Identifier
	Status	R	
	Document/message section, coded		
	WCO Id/Name	375	Document/message section, coded
	Format	an..3	
	Code list	CL18	Message section code (codes to be defined)
	UNTDED Ref/Desc	1049	Document. Section.Code
	Status	R	
	Tag identifier		
	WCO Id/Name	381	Tag identifier
	Format	an..4	
	Code list	CL19	Pointer code (codes to be defined)
	UNTDED Ref/Desc	9062	Data Element. Tag.Identifier
	Status	R	

3.2.5.1.7 E7 – Notify guarantee chain

a. Introduction

This message informs the Guarantee chain of the availability of new information concerning one or many of the guarantees it has issued.

b. Classes (English Only)

Message

└───Guarantee 1 .. 1 R

c. Classes and attributes (English Only)

Message	
Type, coded	
Sub type, coded	
Message reference number	
Message function, coded	
GUARANTEE	Occurrence 1 .. 1
Reference	

d. Message details (English Only)

Message		
ChangeLog	v. 0.1	Removed 'Sender identification' from the Data model. Is technical attribute.
Type, coded		
Format	an..3	
WCO Id/Name	D013	Declaration name, coded
UNTED Ref/Desc	1001	Document. Type.Code
Status	R	
ChangeLog	v. 0.1	CL06 (Document name code) replaced by CL26 (Message sub types) Name of CL26 changed from 'Message sub types' to 'Message types'
Code list	CL26	Message types
Restricted code(s)	E7	Notify guarantee chain
Sub type, coded		
Format	an..6	
Code list	CL09	Message sub type
ChangeLog	v. 0.1	Replaces 'NOTIFICATION.Code' and uses CL09 (Sub type, coded)
Status	R	
Restricted code(s)	04	New Advanced Cargo Information
Restricted code(s)	05	Updated Advanced Cargo Information
Restricted code(s)	06	New start of operation
Restricted code(s)	07	New termination of operation
Restricted code(s)	08	New discharge of operation
Message reference number		
Format	an..14	
Status	R	
Message function, coded		
WCO Id/Name	017	Message function, coded
Format	n..2	
Code list	CL16	Message function code
UNTED Ref/Desc	1225	Document.Function.Code
Status	R	
Restricted code(s)	9	Original
GUARANTEE		Occurrence 1 .. 1
WCO Id/Name	90A	
Status	R	
ChangeLog	v. 0.1	Removed Notification class. The attribute 'Code' is replaced by MESSAGE.Sub type, coded.
Reference		
WCO Id/Name	100	Guarantee reference identifier
Format	an..35	
UNTED Ref/Desc	1154	Reference. Identifier
Status	R	

3.2.5.1.8 E8 – Notification confirmation

a. Introduction

This message is a response to message E7. It confirms the reception of the notification.

b. Classes (English Only)

Message				
Guarantee	1	..	1	R
Error	0	..	unbounded	D
Pointer	1	..	unbounded	R

c. Classes and attributes (English Only)

Message	
Type, coded	
Message reference number	
Message function, coded	
Functional reference	
GUARANTEE	Occurrence 1 .. 1
Reference	
ERROR	Occurrence 0 .. unbounded
Error, coded	
POINTER	Occurrence 1 .. unbounded
Sequence number	
Document/message section, coded	
Tag identifier	

d. Message details (English Only)

Message		
ChangeLog	v. 0.1	Removed 'Sender identification' from the Data model. Is technical attribute.
Type, coded		
Format	an..3	
WCO Id/Name	D013	Declaration name, coded
UNTDDED Ref/Desc	1001	Document. Type.Code
Status	R	
ChangeLog	v. 0.1	CL06 (Document name code) replaced by CL26 (Message sub types) Name of CL26 changed from 'Message sub types' to 'Message types'
Code list	CL26	Message types
Message reference number		
Format	an..14	
Status	R	
Message function, coded		
WCO Id/Name	017	Message function, coded
Format	n..2	
Code list	CL16	Message function code
UNTDDED Ref/Desc	1225	Document.Function.Code
Status	R	
Functional reference		
WCO Id/Name	D026	Functional reference number
Format	an..35	
GUARANTEE		Occurrence 1 .. 1
WCO Id/Name	90A	

Status	R	
Reference		
WCO Id/Name	100	Guarantee reference identifier
Format	an..35	
UNTED Ref/Desc	1154	Reference. Identifier
Status	R	
ERROR		Occurrence 0 .. unbounded
WCO Id/Name	53A	
Status	D	
Condition	C006	
ChangeLog	v. 0.1	Changed cardinality from 0..1 to 0..unbounded
Error, coded		
WCO Id/Name	377	Error, coded
Format	an..8	
Code list	CL99	Error code (to be developed)
UNTED Ref/Desc	9321	Application. Error.Code
Status	R	
POINTER		Occurrence 1 .. unbounded
WCO Id/Name	97A	
Status	R	
Sequence number		
WCO Id/Name	006	Sequence number
Format	n..5	
UNTED Ref/Desc	1050	Sequence. Position.Identifier
Status	R	
Document/message section, coded		
WCO Id/Name	375	Document/message section, coded
Format	an..3	
Code list	CL18	Message section code (codes to be defined)
UNTED Ref/Desc	1049	Document. Section.Code
Status	R	
Tag identifier		
WCO Id/Name	381	Tag identifier
Format	an..4	
Code list	CL19	Pointer code (codes to be defined)
UNTED Ref/Desc	9062	Data Element. Tag.Identifier
Status	R	

3.2.5.1.9 E9 – Advanced cargo information

a. Introduction

This message allows the holder to provide Customs authorities of departure with all information required to begin a TIR transport. It also allows the holder to amend the information and complement it in case of multiple loading places.

b. Classes (English Only)

Message			
└─AdvancedCargoInformation	1	.. 1	R
└─AdditionalInformation	1	.. 1	R
└─Agent	0	.. 1	O
└─Amendment	0	.. unbounded	D
└─┬─Pointer	1	.. unbounded	R
└─┬─SubContractor	0	.. 1	O
└─┬─Address	0	.. 1	D
└─┬─Consignment	1	.. unbounded	R
└─┬─AttachedDocuments	0	.. unbounded	O

ConsignmentItem	1	..	unbounded	R
AdditionalInformation	0	..	unbounded	O
Goods	1	..	1	R
Classification	0	..	unbounded	O
Consignee	0	..	1	O
Address	0	..	1	D
Consignor	0	..	1	O
Address	0	..	1	D
DeliveryDestination	0	..	1	O
Address	1	..	1	R
GoodsMeasure	1	..	1	R
Packaging	1	..	1	R
TransportEquipment	0	..	1	D
UCR	0	..	1	O
LoadingLocation	0	..	1	O
NotifyParty	0	..	1	O
Address	0	..	1	D
CustomsOfficeOfDeparture	1	..	1	R
CustomsOfficeOfDestination	1	..	1	R
TransportMean	1	..	unbounded	R
CountryOfRouting	1	..	unbounded	R
CertificateOfApproval	0	..	1	D
TransportEquipment	0	..	unbounded	D
Seal	0	..	unbounded	O
Guarantee	1	..	unbounded	R
Holder	1	..	1	R
Address	0	..	1	O

c. Classes and attributes (English Only)

Message	
ADVANCEDCARGOINFORMATION	Occurrence 1 .. 1
Date	
Reference	
Type, coded	
Message function, coded	
Total gross weight	
ADDITIONALINFORMATION	Occurrence 1 .. 1
Remarks	
Heavy and bulky goods indicator	
AGENT	Occurrence 0 .. 1
Code	
Role, coded	
AMENDMENT	Occurrence 0 .. unbounded
Amendment code	
POINTER	Occurrence 1 .. unbounded
Sequence number	
Document/message section, coded	
Tag identifier	
SUBCONTRACTOR	Occurrence 0 .. 1
Name	
Code	
ADDRESS	Occurrence 0 .. 1
City name	
Country, coded	
Street and number/P.O. Box	

Postcode identification	
CONSIGNMENT	Occurrence 1 .. unbounded
Sequence number	
ATTACHEDDOCUMENTS	Occurrence 0 .. unbounded
Issuing date	
Number	
Type, coded	
CONSIGNMENTITEM	Occurrence 1 .. unbounded
Sequence number	
ADDITIONALINFORMATION	Occurrence 0 .. unbounded
Remarks	
GOODS	Occurrence 1 .. 1
Description	
CLASSIFICATION	Occurrence 0 .. unbounded
Code	
Type	
CONSIGNEE	Occurrence 0 .. 1
Name	
Code	
ADDRESS	Occurrence 0 .. 1
City name	
Country, coded	
Street and number/P.O. Box	
Postcode identification	
CONSIGNOR	Occurrence 0 .. 1
Name	
Code	
ADDRESS	Occurrence 0 .. 1
City name	
Country, coded	
Street and number/P.O. Box	
Postcode identification	
DELIVERYDESTINATION	Occurrence 0 .. 1
Name	
ADDRESS	Occurrence 1 .. 1
City name	
Country, coded	
Street and number/P.O. Box	
Postcode identification	
GOODSMEASURE	Occurrence 1 .. 1
Gross weight	
PACKAGING	Occurrence 1 .. 1
Marks and numbers	
Number of packages	
Type, coded	
TRANSPORTEQUIPMENT	Occurrence 0 .. 1
Identification	
UCR	Occurrence 0 .. 1
Identifier	
LOADINGLOCATION	Occurrence 0 .. 1
Name	
NOTIFYPARTY	Occurrence 0 .. 1
Name	
Code	

ADDRESS	Occurrence	0 .. 1
City name		
Country, coded		
Street and number/P.O. Box		
Postcode identification		
CUSTOMSOFFICEOFDEPARTURE	Occurrence	1 .. 1
Code		
CUSTOMSOFFICEOFDESTINATION	Occurrence	1 .. 1
Code		
TRANSPORTMEAN	Occurrence	1 .. unbounded
Identification		
Type, coded		
Nationality		
Conveyance reference number		
COUNTRYOFROUTING	Occurrence	1 .. unbounded
Sequence number		
Country, coded		
CERTIFICATEOFAPPROVAL	Occurrence	0 .. 1
Date		
Number		
Type, coded		
TRANSPORTEQUIPMENT	Occurrence	0 .. unbounded
Sequence number		
Size and type identification		
Identification		
SEAL	Occurrence	0 .. unbounded
Sequence number		
Seal number		
Seal type code		
GUARANTEE	Occurrence	1 .. unbounded
Reference		
HOLDER	Occurrence	1 .. 1
Name		
Code		
ADDRESS	Occurrence	0 .. 1
City name		
Country, coded		
Street and number/P.O. Box		
Postcode identification		

d. Message details (English Only)

Message			
ADVANCEDCARGOINFORMATION	Occurrence	1 .. 1	
WCO Id/Name	42A		
Status	R		
Date			
Format	an..17		
WCO Id/Name	D011	Declaration issuing date	
UNTED Ref/Desc	2380	Date Or Time Or Period. Text	
Status	R		
Reference			
Format	an..35		
WCO Id/Name	D014	Declaration reference number	
UNTED Ref/Desc	1004	Document. Identifier	

Status	R	
Type, coded		
Format	an..3	
WCO Id/Name	D013	Declaration name, coded
Code list	CL26	Message sub types
Status	R	
Restricted code(s)	E9	Advanced cargo information
Message function, coded		
WCO Id/Name	017	Message function, coded
Format	n..2	
Code list	CL16	Message function code
UNTED Ref/Desc	1225	Document.Function.Code
Status	R	
Restricted code(s)	4	Change
Restricted code(s)	9	Original
Total gross weight		
WCO Id/Name	131	Total gross weight
Format	n..16,6	
UNTED Ref/Desc	6092	DocumentDeclaredGrossWeight.Measure
SAFE information	Yes	
Status	O	
ADDITIONALINFORMATION		Occurrence 1 .. 1
WCO Id/Name	03A	
Status	R	
Remarks		
WCO Id/Name	105	Free text
Format	an..512	
UNTED Ref/Desc	4440	FreeText.Text
Status	O	
Heavy and bulky goods indicator		
WCO Id/Name	226	Additional statement code
Format	an..17	
Code list	CL14	Indicator
UNTED Ref/Desc	4441	FreeText.Code
Status	R	
Restricted code(s)	0	No
Restricted code(s)	1	Yes
AGENT		Occurrence 0 .. 1
WCO Id/Name	05A	
SAFE information	Yes	
Status	O	
Code		
Format	an..17	
WCO Id/Name	R004	Agent, coded
UNTED Ref/Desc	3039	Party. Identifier
Status	R	
Role, coded		
Format	an..3	
WCO Id/Name	R005	Role code
UNTED Ref/Desc	3035	Party. Function.Code
Code list	CL02	Party role codes
Status	R	
Restricted code(s)	AE	Declarant's agent/representative
Restricted code(s)	AG	Agent
Restricted code(s)	CB	Customs broker
Restricted code(s)	FW	Freight forwarder
AMENDMENT		Occurrence 0 .. unbounded
WCO Id/Name	06A	
Status	D	

Condition	C008	
Amendment code		
WCO Id/Name	099	Amendment code
Format	an..3	
Code list	CL17	Amendment code
UNTDDED Ref/Desc	4295	Change.Reason.Code
Status	R	
POINTER		Occurrence 1 .. unbounded
WCO Id/Name	97A	
Status	R	
Sequence number		
WCO Id/Name	006	Sequence number
Format	n..5	
UNTDDED Ref/Desc	1050	Sequence. Position.Identifier
Status	R	
Document/message section, coded		
WCO Id/Name	375	Document/message section, coded
Format	an..3	
Code list	CL18	Message section code (codes to be defined)
UNTDDED Ref/Desc	1049	Document. Section.Code
Status	R	
Tag identifier		
WCO Id/Name	381	Tag identifier
Format	an..4	
Code list	CL19	Pointer code (codes to be defined)
UNTDDED Ref/Desc	9162	Data Element. Tag.Identifier
Status	R	
SUBCONTRACTOR		Occurrence 0 .. 1
WCO Id/Name	18A	
Status	O	
Name		
Format	an..70	
WCO Id/Name	R011	Carrier - name
UNTDDED Ref/Desc	3036	Party.Name.Text
Status	D	
Condition	C001	
Code		
Format	an..17	
WCO Id/Name	R012	Carrier identification
UNTDDED Ref/Desc	3039	Party. Identifier
Code list	CL15	International TIR database
Status	D	
Condition	C001	
ADDRESS		Occurrence 0 .. 1
WCO Id/Name	04A	
Status	D	
Condition	C001	
City name		
WCO Id/Name	241	City name
Format	an..35	
UNTDDED Ref/Desc	3164	Address.City.Name
Status	R	
Country, coded		
WCO Id/Name	242	Country, coded
Format	a2	
Code list	CL04	Country name code
UNTDDED Ref/Desc	3207	Country.Identifier
Status	R	
Street and number/P.O. Box		

WCO Id/Name	239	Street and number/P.O. Box
Format	an..70	
UNTDDED Ref/Desc	3042	Postal.DeliveryPoint.Text
Status	R	
Postcode identification		
WCO Id/Name	245	Postcode identification
Format	an..9	
UNTDDED Ref/Desc	3251	Postal.Identifier
Status	R	
CONSIGNMENT		Occurrence 1 .. unbounded
WCO Id/Name	28A	
Status	R	
Sequence number		
WCO Id/Name	006	Sequence number
Format	n..5	
UNTDDED Ref/Desc	1050	Sequence. Position.Identifier
Status	R	
ATTACHEDDOCUMENTS		Occurrence 0 .. unbounded
WCO Id/Name	02A	
Remark	Also needed for EX1, not in Objectteering	
Remark	Also needed for EX1, not in Objectteering	
Status	O	
Issuing date		
Format	an..17	
WCO Id/Name	D002	Additional document issuing date
UNTDDED Ref/Desc	2380	Date Or Time Or Period. Text
Status	R	
Number		
Format	an..35	
WCO Id/Name	D005	Additional document reference number
UNTDDED Ref/Desc	1004	Document. Identifier
Status	R	
Type, coded		
Format	an..3	
WCO Id/Name	D006	Additional document type, coded
Code list	CL06	Document name code
Status	R	
CONSIGNMENTITEM		Occurrence 1 .. unbounded
WCO Id/Name	29A	
Status	R	
Sequence number		
WCO Id/Name	006	Sequence number
Format	n..5	
UNTDDED Ref/Desc	1050	Sequence. Position.Identifier
Status	R	
ADDITIONALINFORMATION		Occurrence 0 .. unbounded
WCO Id/Name	03A	
Status	O	
Remarks		
WCO Id/Name	105	Free text
Format	an..512	
UNTDDED Ref/Desc	4440	FreeText.Text
Status	R	
GOODS		Occurrence 1 .. 1
WCO Id/Name	23A	
Status	R	
Description		
WCO Id/Name	138	Brief cargo description
Format	an..256	

		UNTDDED Ref/Desc 7002	GoodsItem.Description.Text
		SAFE information Yes	
		Status D	
		Condition C004	
		CLASSIFICATION	Occurrence 0 .. unbounded
		WCO Id/Name 21A	
		SAFE information Yes	
		Status O	
		Code	
		WCO Id/Name 145	Commodity Classification
		Format an..18	
		UNTDDED Ref/Desc 7357	Goods Item. Type.Code
		Status R	
		Type	
		WCO Id/Name 337	Commodity Classification Type
		Format an..3	
		Code list CL03	Item type identification code
		UNTDDED Ref/Desc 7143	Line Item. Identifier Type.Identifier
		Status R	
		Restricted code(s) HS	Harmonised system
		Remark Add code UN Dangerous Goods to code list 7143	
		CONSIGNEE	Occurrence 0 .. 1
		WCO Id/Name 27A	
		SAFE information Yes	
		Status O	
		Name	
		Format an..70	
		WCO Id/Name R014	Consignee name
		UNTDDED Ref/Desc 3036	Party.Name.Text
		Status D	
		Condition C001	
		Code	
		Format an..17	
		WCO Id/Name R015	Consignee, coded
		UNTDDED Ref/Desc 3039	Party. Identifier
		Status D	
		Condition C001	
		Remark Code list to be defined	
		ADDRESS	Occurrence 0 .. 1
		WCO Id/Name 04A	
		Status D	
		Condition C001	
		City name	
		WCO Id/Name 241	City name
		Format an..35	
		UNTDDED Ref/Desc 3164	Address.City.Name
		Status R	
		Country, coded	
		WCO Id/Name 242	Country, coded
		Format a2	
		Code list CL04	Country name code
		UNTDDED Ref/Desc 3207	Country.Identifier
		Status R	
		Street and number/P.O. Box	
		WCO Id/Name 239	Street and number/P.O. Box

		Format	an..70	
		UNTDDED Ref/Desc	3042	Postal.DeliveryPoint.Text
		Status	R	
		Postcode identification		
		WCO Id/Name	245	Postcode identification
		Format	an..9	
		UNTDDED Ref/Desc	3251	Postal.Identifier
		Status	R	
		CONSIGNOR		
		Occurrence 0 .. 1		
		WCO Id/Name	30A	
		SAFE information	Yes	
		Status	O	
		Name		
		Format	an..70	
		WCO Id/Name	R020	Consignor - name
		UNTDDED Ref/Desc	3036	Party.Name.Text
		Status	D	
		Condition	C001	
		Code		
		Format	an..17	
		WCO Id/Name	R021	Consignor, coded
		UNTDDED Ref/Desc	3039	Party. Identifier
		Status	D	
		Condition	C001	
		Remark	Code list to be defined	
		ADDRESS		
		Occurrence 0 .. 1		
		WCO Id/Name	04A	
		Status	D	
		Condition	C001	
		City name		
		WCO Id/Name	241	City name
		Format	an..35	
		UNTDDED Ref/Desc	3164	Address.City.Name
		Status	R	
		Country, coded		
		WCO Id/Name	242	Country, coded
		Format	a2	
		Code list	CL04	Country name code
		UNTDDED Ref/Desc	3207	Country.Identifier
		Status	R	
		Street and number/P.O. Box		
		WCO Id/Name	239	Street and number/P.O. Box
		Format	an..70	
		UNTDDED Ref/Desc	3042	Postal.DeliveryPoint.Text
		Status	R	
		Postcode identification		
		WCO Id/Name	245	Postcode identification
		Format	an..9	
		UNTDDED Ref/Desc	3251	Postal.Identifier
		Status	R	
		DELIVERYDESTINATION		
		Occurrence 0 .. 1		
		WCO Id/Name	44A	
		SAFE information	Yes	
		Status	O	
		Name		

Format	an..70	
WCO Id/Name	R027	Deliver to party
UNTDDED Ref/Desc	3036	Party.Name.Text
Status	R	
ADDRESS		Occurrence 1 .. 1
WCO Id/Name	04A	
Status	R	
City name		
WCO Id/Name	241	City name
Format	an..35	
UNTDDED Ref/Desc	3164	Address.City.Name
Status	R	
Country, coded		
WCO Id/Name	242	Country, coded
Format	a2	
Code list	CL04	Country name code
UNTDDED Ref/Desc	3207	Country.Identifier
Status	R	
Street and number/P.O. Box		
WCO Id/Name	239	Street and number/P.O. Box
Format	an..70	
UNTDDED Ref/Desc	3042	Postal.DeliveryPoint.Text
Status	R	
Postcode identification		
WCO Id/Name	245	Postcode identification
Format	an..9	
UNTDDED Ref/Desc	3251	Postal.Identifier
Status	R	
GOODSMEASURE		Occurrence 1 .. 1
WCO Id/Name	65A	
Status	R	
Gross weight		
WCO Id/Name	126	Gross weight item level
Format	n..16,6	
UNTDDED Ref/Desc	6018	LineItem.GrossWeight.Measure
Status	R	
PACKAGING		Occurrence 1 .. 1
WCO Id/Name	93A	
Status	R	
Marks and numbers		
WCO Id/Name	142	Shipping marks
Format	an..512	
UNTDDED Ref/Desc	7102	GoodsItem.ShippingMarks.Text
Status	O	
Number of packages		
WCO Id/Name	144	Number of packages
Format	n..8	
UNTDDED Ref/Desc	6061	Quantity.Quantity
SAFE information	Yes	
Status	D	
Condition	C002	
Type, coded		
WCO Id/Name	141	Type of packages identification, coded
Format	an..2	
Code list	CL07	Package type description code
UNTDDED Ref/Desc	7065	Package.Type.Code

SAFE information	Yes	
Status	R	
TRANSPORTEQUIPMENT		Occurrence 0 .. 1
WCO Id/Name	31B	
Status	D	
Condition	C003	
ChangeLog	v. 0.1	The attributes 'Seal number' and 'Size and type identification' moved to 'Consignment. TransportEquipment' class.
Identification		
WCO Id/Name	159	Equipment identification number
Format	an..17	
UNTDDED Ref/Desc	8260	TransportEquipment.Identifier
Status	R	
UCR		Occurrence 0 .. 1
WCO Id/Name	35B	
SAFE information	Yes	
Status	O	
Identifier		
WCO Id/Name	016	Unique consignment reference number
Format	an..35	
Status	O	
LOADINGLOCATION		Occurrence 0 .. 1
WCO Id/Name	83A	
SAFE information	Yes	
Status	O	
Name		
Format	an..256	
WCO Id/Name	L009	Place of loading
UNTDDED Ref/Desc	3224	Location.Name.Text
Status	O	
NOTIFYPARTY		Occurrence 0 .. 1
WCO Id/Name	89A	
SAFE information	Yes	
Status	O	
Name		
Format	an..70	
WCO Id/Name	R045	Notify party
UNTDDED Ref/Desc	3036	Party.Name.Text
Status	D	
Condition	C001	
Code		
Format	an..17	
WCO Id/Name	R046	Notify party, coded
UNTDDED Ref/Desc	3039	Party. Identifier
Status	D	
Condition	C001	
ADDRESS		Occurrence 0 .. 1
WCO Id/Name	04A	
Status	D	
Condition	C001	
City name		
WCO Id/Name	241	City name
Format	an..35	
UNTDDED Ref/Desc	3164	Address.City.Name
Status	R	
Country, coded		
WCO Id/Name	242	Country, coded
Format	a2	
Code list	CL04	Country name code

UNTDDED Ref/Desc	3207	Country.Identifier
Status	R	
Street and number/P.O. Box		
WCO Id/Name	239	Street and number/P.O. Box
Format	an..70	
UNTDDED Ref/Desc	3042	Postal.DeliveryPoint.Text
Status	R	
Postcode identification		
WCO Id/Name	245	Postcode identification
Format	an..9	
UNTDDED Ref/Desc	3251	Postal.Identifier
Status	R	
CUSTOMSOFFICEOFDEPARTURE		Occurrence 1 .. 1
WCO Id/Name	25B	
Status	R	
Code		
Format	an..17	
WCO Id/Name	L087	Place of departure of the transit, coded
Code list	CL13	Customs offices database (to be developed)
UNTDDED Ref/Desc	3225	Location.Identifier
Status	R	
CUSTOMSOFFICEOFDESTINATION		Occurrence 1 .. 1
WCO Id/Name	26B	
Status	R	
Code		
Format	an..17	
WCO Id/Name	L008	Place of destination of the transit, coded
Code list	CL13	Customs offices database (to be developed)
UNTDDED Ref/Desc	3225	Location.Identifier
Status	R	
TRANSPORTMEAN		Occurrence 1 .. unbounded
WCO Id/Name	29B	
Status	R	
Identification		
Format	an..25	
WCO Id/Name	T007	Identification of means of transport for transit
UNTDDED Ref/Desc	8212	TransportMeans.Identifier.Text
SAFE information	Yes	
Status	R	
Type, coded		
Format	an..4	
WCO Id/Name	T011	Mode/type of means of transport used for transit, coded
Code list	CL05	Transport means description code
UNTDDED Ref/Desc	8179	TransportMeans.Type.Code
Status	R	
Nationality		
Format	a2	
WCO Id/Name	T015	Nationality of means of transport used for transit, coded
Code list	CL04	Country name code
UNTDDED Ref/Desc	8453	TransportMeans.RegistrationNationality.Identifier
SAFE information	Yes	
Status	R	
Conveyance reference number		
WCO Id/Name	149	Conveyance reference number
Format	an..17	
UNTDDED Ref/Desc	8028	TransportMeans.Journey.Identifier
SAFE information	Yes	
Status	O	
COUNTRYOFROUTING		Occurrence 1 .. unbounded

	WCO Id/Name	81A	
	Rule	R001	
	<u>ChangeLog</u>	v. 0.1	New Rule R001
	Status	R	
	Rule	R001	
	Sequence number		
	WCO Id/Name	006	sequence number
	Format	n..5	
	UNTDDED Ref/Desc	1050	Sequence. Position.Identifier
	Status	R	
	<u>ChangeLog</u>	v. 0.1	Added sequence to the Itinerary class Not mapped to EDIFACT. Mapping to EDIFACT will be possible in the next version of the GOVCBR.
	Country, coded		
	WCO Id/Name	064	Country(ies) of routing, coded
	Format	a2	
	Code list	CL04	Country name code
	UNTDDED Ref/Desc	3225	Location.Identifier
	SAFE information	Yes	
	Status	R	
	CERTIFICATEOFAPPROVAL		Occurrence 0 .. 1
	WCO Id/Name	02A	
	Status	D	
	Condition	C005	
	<u>ChangeLog</u>	v. 0.1	Occurance changed from 0..Unbounded to 0..1
	Date		
	Format	an..17	
	WCO Id/Name	D002	Additional document issuing date
	UNTDDED Ref/Desc	2380	Date Or Time Or Period. Text
	Status	R	
	Number		
	Format	an..35	
	WCO Id/Name	D005	Additional document reference number
	UNTDDED Ref/Desc	1004	Document. Identifier
	Status	R	
	Type, coded		
	Format	an..3	
	WCO Id/Name	D006	Additional document type, coded
	Code list	CL06	Document name code
	UNTDDED Ref/Desc	1001	Document. Type.Code
	Status	R	
	Remark	Pending addition of a code, for TIR certificate of approval, against Edifact 1001 code list.	
	TRANSPORTEQUIPMENT		Occurrence 0 .. unbounded
	WCO Id/Name	31B	
	<u>ChangeLog</u>	v. 0.1	Added new TransportEquipment class
	Status	D	
	Condition	C003	
	Sequence number		
	WCO Id/Name	006	Sequence number
	Format	n..5	
	UNTDDED Ref/Desc	1050	Sequence. Position.Identifier
	<u>ChangeLog</u>	v. 0.1	Added new data element
	Status	R	
	Size and type identification		
	WCO Id/Name	152	Equipment size and type identification
	Format	an..4	
	Code list	CL01	Equipment size and type description code
	UNTDDED Ref/Desc	8155	TransportEquipment.Characteristic.Code
	SAFE information	Yes	
	<u>ChangeLog</u>	v. 0.1	Data element moved from ConsignmentItem.TransportEquipment

Status	R	
Identification		
WCO Id/Name	159	Equipment identification number
Format	an..17	
UNTDDED Ref/Desc	8260	TransportEquipment.Identifier
SAFE information	Yes	
<u>ChangeLog</u>	v. 0.1	Also added to Consignment level.
Status	R	
SEAL		Occurrence 0 .. unbounded
WCO Id/Name	44B	
<u>ChangeLog</u>	v. 0.1	Added new SEAL class
Status	O	
Sequence number		
WCO Id/Name	006	Sequence number
Format	n..5	
UNTDDED Ref/Desc	1050	Sequence. Position.Identifier
Rule	R003	
Rule	R004	
Status	R	
<u>ChangeLog</u>	v. 0.1	Not mapped to EDIFACT. Mapping to EDIFACT will be possible in the next version of the GOVCBR.
Seal number		
WCO Id/Name	165	Seal number
Format	an..35	
UNTDDED Ref/Desc	9308	TransportEquipment.Seal.Identifier
SAFE information	Yes	
Rule	R005	
Status	R	
Seal type code		
WCO Id/Name	407	Seal Type Code
Format	an..3	
UNTDDED Ref/Desc	New	
Status	O	
Code list	CL08	Seal type code
GUARANTEE		Occurrence 1 .. unbounded
WCO Id/Name	90A	
Status	R	
<u>ChangeLog</u>		Cardinality between Guarantee and Declaration changed from 1 .. 1 to 1 .. unbounded.
To		
<u>ChangeLog</u>	v. 0.1	Removed attribute "Validity".
Reference		
WCO Id/Name	100	Guarantee reference identifier
Format	an..35	
UNTDDED Ref/Desc	1154	Reference. Identifier
Status	R	
HOLDER		Occurrence 1 .. 1
WCO Id/Name	28B	
Status	R	
Name		
Format	an..70	
WCO Id/Name	R001	Transit principal - name
UNTDDED Ref/Desc	3036	Party.Name.Text
Status	O	
Code		
Format	an..17	
WCO Id/Name	R002	Transit principal, coded
Code list	CL15	International TIR database
Status	R	
ADDRESS		Occurrence 0 .. 1

WCO Id/Name	04A	
SAFE information	Yes	
Status	O	
City name		
WCO Id/Name	241	City name
Format	an..35	
UNTED Ref/Desc	3164	Address.City.Name
Status	R	
Country, coded		
WCO Id/Name	242	Country, coded
Format	a2	
Code list	CL04	Country name code
UNTED Ref/Desc	3207	Country.Identifier
Status	R	
Street and number/P.O. Box		
WCO Id/Name	239	Street and number/P.O. Box
Format	an..70	
UNTED Ref/Desc	3042	Postal.DeliveryPoint.Text
Status	R	
Postcode identification		
WCO Id/Name	245	Postcode identification
Format	an..9	
UNTED Ref/Desc	3251	Postal.Identifier
Status	R	

3.2.5.1.10 E10 – Advanced cargo information results

a. Introduction

This message is a response to message E9. It confirms the reception of or indicates the errors in the declaration.

b. Classes (English Only)

Message				
Response	1	..	1	R
Overall Declaration	1	..	1	
AdvancedCargoInformation	1	..	1	R
Error	0	..	unbounded	D
Pointer	1	..	unbounded	R

c. Classes and attributes (English Only)

Message	
RESPONSE	Occurrence 1 .. 1
Functional Reference	
OVERALL DECLARATION	Occurrence 1 .. 1
ADVANCEDCARGOINFORMATION	Occurrence 1 .. 1
Reference	
Type, coded	
Acceptance date	
Message function, coded	
Rejection date	
ERROR	Occurrence 0 .. unbounded
Error, coded	

POINTER	Occurrence 1 .. unbounded
Sequence number	
Document/message section, coded	
Tag identifier	

d. Message details (English Only)

Message

RESPONSE		Occurrence	1 .. 1
WCO Id/Name	07B		
Status	R		
Functional Reference			
WCO Id/Name	D026	Functional reference number	
Format	an..35		
UNTD ED Ref/Desc	1004	Document. Identifier	
Remark	REFERENCE TO THE PREVIOUS MESSAGE		
Status	R		
OVERALL DECLARATION		Occurrence	1 .. 1
ADVANCEDCARGOINFORMATION		Occurrence	1 .. 1
WCO Id/Name	42A		
Status	R		
Reference			
Format	an..35		
WCO Id/Name	D014	Declaration reference number	
UNTD ED Ref/Desc	1004	Document. Identifier	
Status	R		
Type, coded			
Format	an..3		
WCO Id/Name	D013	Declaration name, coded	
Code list	CL26	Message sub types	
Status	R		
Restricted code(s)	E10	Advanced cargo information results	
Acceptance date			
WCO Id/Name	023	Goods declaration acceptance date (Customs), coded	
Format	an..17		
UNTD ED Ref/Desc	2380	Date Or Time Or Period. Text	
Status	D		
Condition	C007		
Message function, coded			
WCO Id/Name	017	Message function, coded	
Format	n..2		
Code list	CL16	Message function code	
UNTD ED Ref/Desc	1225	Document.Function.Code	
Status	R		
Restricted code(s)	27	Not accepted	
Restricted code(s)	44	Accepted without reserves	
Rejection date			
WCO Id/Name	374	Document/message rejection date and time	
Format	an..17		
UNTD ED Ref/Desc	2380	Date Or Time Or Period. Text	
Status	D		
Condition	C007		
ERROR		Occurrence	0 .. unbounded
WCO Id/Name	53A		
Status	D		
Condition	C006		
Error, coded			
WCO Id/Name	377	Error, coded	

Format	an..8	
Code list	CL99	Error code (to be developed)
UNTDDED Ref/Desc	9321	Application. Error.Code
Status	R	
POINTER		Occurrence 1 .. unbounded
WCO Id/Name	97A	
Status	R	
Sequence number		
WCO Id/Name	006	Sequence number
Format	n..5	
UNTDDED Ref/Desc	1050	Sequence. Position.Identifier
Status	R	
Document/message section, coded		
WCO Id/Name	375	Document/message section, coded
Format	an..3	
Code list	CL18	Message section code (codes to be defined)
UNTDDED Ref/Desc	1049	Document. Section.Code
Status	R	
Tag identifier		
WCO Id/Name	381	Tag identifier
Format	an..4	
Code list	CL19	Pointer code (codes to be defined)
UNTDDED Ref/Desc	9062	Data Element. Tag.Identifier
Status	R	

3.2.5.2 Internal messages

3.2.5.2.1 II – Accept guarantee

a. Introduction

This message allows Customs authorities to indicate that they have accepted a guarantee.

b. Classes (English Only)

Message			
└─ Guarantee	1	.. 1	R
└─ GuaranteeChain	1	.. 1	R
└─ CustomsOffice	1	.. 1	R
└─ Holder	1	.. 1	R

c. Classes and attributes (English Only)

Message	
└─ Type, coded	
└─ Message reference number	
└─ Message function, coded	
└─ GUARANTEE	Occurrence 1 .. 1
└─ Reference	
└─ Guarantee type	
└─ Acceptance date	
└─ GUARANTEECHAIN	Occurrence 1 .. 1
└─ Code	
└─ CUSTOMSOFFICE	Occurrence 1 .. 1
└─ Customs office, coded	

HOLDER		Occurrence 1 .. 1
Code		
d. Message details (English Only)		
Message		
ChangeLog	v. 0.1	Removed 'Sender identification' from the Data model. Is technical attribute.
Type, coded		
Format	an..3	
WCO Id/Name	D013	Declaration name, coded
UNTED Ref/Desc	1001	Document. Type.Code
Status	R	
ChangeLog	v. 0.1	CL06 (Document name code) replaced by CL26 (Message sub types) Name of CL26 changed from 'Message sub types' to 'Message types'
Code list	CL26	Message types
Restricted code(s)	I1	Accept guarantee
Message reference number		
Format	an..14	
Status	R	
Message function, coded		
WCO Id/Name	017	Message function, coded
Format	n..2	
Code list	CL16	Message function code
UNTED Ref/Desc	1225	Document.Function.Code
Status	R	
Restricted code(s)	9	Original
GUARANTEE		Occurrence 1 .. 1
WCO Id/Name	90A	
Status	R	
Reference		
WCO Id/Name	100	Guarantee reference identifier
Format	an..35	
UNTED Ref/Desc	1154	Reference. Identifier
Status	R	
Guarantee type		
WCO Id/Name	101	Security details, coded
Format	an..3	
Code list	CL12	Guarantee type code
UNTED Ref/Desc	4377	Obligation.Guarantee.Code
Status	R	
Acceptance date		
Format	n..17	
UNTED Ref/Desc	2380	Date Or Time Or Period. Text
Status	R	
GUARANTEECHAIN		Occurrence 1 .. 1
WCO Id/Name	19B	
Status	R	
Code		
Format	an..17	
WCO Id/Name	R055	Surety, coded
UNTED Ref/Desc	3039	Party. Identifier
Status	R	
CUSTOMSOFFICE		Occurrence 1 .. 1
WCO Id/Name	SC2	
Description	Customs office accepting the guarantee	
Status	R	
Customs office, coded		

WCO Id/Name		Government agency name, coded
Format	an..17	
Code list	CL13	Customs offices database (to be developed)
UNTED Ref/Desc	3225	Location.Identifier
Status	R	
HOLDER		
		Occurrence 1 .. 1
WCO Id/Name	28B	
Status	R	
Code		
Format	an..17	
WCO Id/Name	R002	Transit principal, coded
UNTED Ref/Desc	3039	Party. Identifier
Code list	CL15	International TIR database
Status	R	

3.2.5.2.2 I2 – Acceptance results

a. Introduction

This message is a response to message I1. It confirms the acceptance of the guarantee.

b. Classes (English Only)

Message			
—Guarantee	1	.. 1	R
—Error	0	.. unbounded	D
—Pointer	1	.. unbounded	R

c. Classes and attributes (English Only)

Message	
—Type, coded	
—Message reference number	
—Message function, coded	
—GUARANTEE	Occurrence 1 .. 1
—Reference	
—ERROR	Occurrence 0 .. unbounded
—Error, coded	
—POINTER	Occurrence 1 .. unbounded
—Sequence number	
—Document/message section, coded	
—Tag identifier	

d. Message details (English Only)

Message		
ChangeLog	v. 0.1	Removed 'Sender identification' from the Data model. Is technical attribute.
—Type, coded		
Format	an..3	
WCO Id/Name	D013	Declaration name, coded
UNTED Ref/Desc	1001	Document. Type.Code
Status	R	
ChangeLog	v. 0.1	CL06 (Document name code) replaced by CL26 (Message sub types) Name of CL26 changed from 'Message sub types' to 'Message types'
Code list	CL26	Message types

Restricted code(s)	I2	Acceptance results
Message reference number		
Format	an..14	
Status	R	
Message function, coded		
WCO Id/Name	017	Message function, coded
Format	n..2	
Code list	CL16	Message function code
UNTDDED Ref/Desc	1225	Document.Function.Code
Status	R	
Restricted code(s)	27	Not accepted
Restricted code(s)	44	Accepted without reserves
GUARANTEE		Occurrence 1 .. 1
WCO Id/Name	90A	
Status	R	
Reference		
WCO Id/Name	100	Guarantee reference identifier
Format	an..35	
UNTDDED Ref/Desc	1154	Reference. Identifier
Status	R	
ERROR		Occurrence 0 .. unbounded
WCO Id/Name	53A	
Status	D	
Condition	C006	
ChangeLog	v. 0.1	Changed cardinality from 0..1 to 0..unbounded
Error, coded		
WCO Id/Name	377	Error, coded
Format	an..8	
Code list	CL99	Error code (to be developed)
UNTDDED Ref/Desc	9321	Application. Error.Code
Status	R	
POINTER		Occurrence 1 .. unbounded
WCO Id/Name	97A	
Status	R	
Sequence number		
WCO Id/Name	006	Sequence number
Format	n..5	
UNTDDED Ref/Desc	1050	Sequence. Position.Identifier
Status	R	
Document/message section, coded		
WCO Id/Name	375	Document/message section, coded
Format	an..3	
Code list	CL18	Message section code (codes to be defined)
UNTDDED Ref/Desc	1049	Document. Section.Code
Status	R	
Tag identifier		
WCO Id/Name	381	Tag identifier
Format	an..4	
Code list	CL19	Pointer code (codes to be defined)
UNTDDED Ref/Desc	9062	Data Element. Tag.Identifier
Status	R	

3.2.5.2.3 I3 – Get Holder information

a. Introduction

This message allows Customs authorities or the eTIR international system to retrieve information about holders in the ITDB.

b. Classes (English Only)

Message

└─	Holder	1	..	1	R
----	--------	---	----	---	---

c. Classes and attributes (English Only)

Message

└─	Type, coded	
----	-------------	--

└─	Message reference number	
----	--------------------------	--

└─	Message function, coded	
----	-------------------------	--

└─	HOLDER	Occurrence	1	..	1
----	--------	------------	---	----	---

└─	Code	
----	------	--

d. Message details (English Only)

Message

ChangeLog

v. 0.1

Removed 'Sender identification' from the Data model. Is technical attribute.

└─	Type, coded	
----	-------------	--

└─	Format	an..3
----	--------	-------

└─	WCO Id/Name	D013
----	-------------	------

Declaration name, coded

└─	UNTDDED Ref/Desc	1001
----	------------------	------

Document. Type.Code

└─	Status	R
----	--------	---

ChangeLog

v. 0.1

CL06 (Document name code) replaced by CL26 (Message sub types)
Name of CL26 changed from 'Message sub types' to 'Message types'

└─	Code list	CL26
----	-----------	------

Message types

└─	Restricted code(s)	I3
----	--------------------	----

Get holder information

Message reference number

└─	Format	an..14
----	--------	--------

└─	Status	R
----	--------	---

Message function, coded

└─	WCO Id/Name	017
----	-------------	-----

Message function, coded

└─	Format	n..2
----	--------	------

└─	Code list	CL16
----	-----------	------

Message function code

└─	UNTDDED Ref/Desc	1225
----	------------------	------

Document.Function.Code

└─	Status	R
----	--------	---

└─	Restricted code(s)	9
----	--------------------	---

Original

HOLDER

Occurrence 1 .. 1

└─	WCO Id/Name	28B
----	-------------	-----

└─	Status	R
----	--------	---

Code

└─	Format	an..17
----	--------	--------

└─	WCO Id/Name	R002
----	-------------	------

Transit principal, coded

└─	UNTDDED Ref/Desc	3039
----	------------------	------

Party. Identifier

└─	Code list	CL15
----	-----------	------

International TIR database

└─	Status	R
----	--------	---

3.2.5.2.4 I4 – Holder information

a. Introduction

This message is a response to message I3. It provides the information regarding the holder(s) or error codes.

b. Classes (English Only)

Message				
Holder	1	..	1	R
Address	1	..	1	R
ActiveWithdrawal	0	..	1	O
ActiveExclusion	0	..	unbounded	O
Error	0	..	unbounded	O
Pointer	1	..	unbounded	R
Error	0	..	unbounded	D
Pointer	1	..	unbounded	R

c. Classes and attributes (English Only)

Message		
Type, coded		
Message reference number		
Message function, coded		
HOLDER	Occurrence	1 .. 1
Name		
Code		
Current status		
ADDRESS	Occurrence	1 .. 1
City name		
Country, coded		
Street and number/P.O. Box		
Postcode identification		
ACTIVWITHDRAWAL	Occurrence	0 .. 1
Start		
End		
ACTIVEEXCLUSION	Occurrence	0 .. unbounded
Start		
End		
Country, coded		
ERROR	Occurrence	0 .. unbounded
Error, coded		
POINTER	Occurrence	1 .. unbounded
Sequence number		
Document/message section, coded		
Tag identifier		
ERROR	Occurrence	0 .. unbounded
Error, coded		
POINTER	Occurrence	1 .. unbounded
Sequence number		
Document/message section, coded		
Tag identifier		

d. Message details (English Only)

Message		
ChangeLog	v. 0.1	Removed 'Sender identification' from the Data model. Is technical attribute.
Type, coded		
Format	an..3	
WCO Id/Name	D013	Declaration name, coded
UNTDDED Ref/Desc	1001	Document. Type.Code

Status	R	
ChangeLog	v. 0.1	CL06 (Document name code) replaced by CL26 (Message sub types) Name of CL26 changed from 'Message sub types' to 'Message types'
Code list	CL26	Message types
Restricted code(s)	I4	Holder information
Message reference number		
Format	an..14	
Status	R	
Message function, coded		
WCO Id/Name	017	Message function, coded
Format	n..2	
Code list	CL16	Message function code
UNTED Ref/Desc	1225	Document.Function.Code
Status	R	
Restricted code(s)	10	Not found
Restricted code(s)	11	Response
HOLDER		
		Occurrence 1 .. 1
WCO Id/Name	28B	
Status	R	
Name		
Format	an..70	
WCO Id/Name	R001	Transit principal - name
UNTED Ref/Desc	3036	Party.Name.Text
Status	R	
Code		
Format	an..17	
WCO Id/Name	R002	Transit principal, coded
UNTED Ref/Desc	3039	Party. Identifier
Code list	CL15	International TIR database
Status	R	
Current status		
Code list	CL23	Holder status
Format	an..3	
UNTED Ref/Desc	-	
Status	R	
ADDRESS		
		Occurrence 1 .. 1
WCO Id/Name	04A	
Status	R	
City name		
WCO Id/Name	241	City name
Format	an..35	
UNTED Ref/Desc	3164	Address.City.Name
Status	R	
Country, coded		
WCO Id/Name	242	Country, coded
Format	a2	
Code list	CL04	Country name code
UNTED Ref/Desc	3207	Country.Identifier
Status	R	
Street and number/P.O. Box		
WCO Id/Name	239	Street and number/P.O. Box
Format	an..70	
UNTED Ref/Desc	3042	Postal.DeliveryPoint.Text
Status	R	
Postcode identification		
WCO Id/Name	245	Postcode identification
Format	an..9	
UNTED Ref/Desc	3251	Postal.Identifier
Status	R	

ACTIVEWITHDRAWAL			Occurrence 0 .. 1
Status	O		
Start			
Format	n..17		
UNTDDED Ref/Desc	2380	Date Or Time Or Period. Text	
Status	R		
End			
Format	n..17		
UNTDDED Ref/Desc	2380	Date Or Time Or Period. Text	
Status	O		
ACTIVEEXCLUSION			Occurrence 0 .. unbounded
Status	O		
Start			
Format	n..17		
UNTDDED Ref/Desc	2380	Date Or Time Or Period. Text	
Status	R		
End			
Format	n..17		
UNTDDED Ref/Desc	2380	Date Or Time Or Period. Text	
Status	O		
Country, coded			
Code list	CL04	Country name code	
WCO Id/Name	242	Country, coded	
UNTDDED Ref/Desc	3207	Country.Identifier	
Format	a2		
Status	R		
ERROR			Occurrence 0 .. unbounded
WCO Id/Name	53A		
Status	O		
Error, coded			
WCO Id/Name	377	Error, coded	
Format	an..8		
Code list	CL99	Error code (to be developed)	
UNTDDED Ref/Desc	9321	Application. Error.Code	
Status	R		
POINTER			Occurrence 1 .. unbounded
WCO Id/Name	97A		
Status	R		
Sequence number			
WCO Id/Name	006	Sequence number	
Format	n..5		
UNTDDED Ref/Desc	1050	Sequence. Position.Identifier	
Status	R		
Document/message section, coded			
WCO Id/Name	375	Document/message section, coded	
Format	an..3		
Code list	CL18	Message section code (codes to be defined)	
UNTDDED Ref/Desc	1049	Document. Section.Code	
Status	R		
Tag identifier			
WCO Id/Name	381	Tag identifier	
Format	an..4		
Code list	CL19	Pointer code (codes to be defined)	
UNTDDED Ref/Desc	9062	Data Element. Tag.Identifier	
Status	R		
ERROR			Occurrence 0 .. unbounded
WCO Id/Name	53A		
Status	D		
Condition	C006		

ChangeLog	v. 0.1	Changed cardinality from 0..1 to 0..unbounded
Error, coded		
WCO Id/Name	377	Error, coded
Format	an..8	
Code list	CL99	Error code (to be developed)
UNTDDED Ref/Desc	9321	Application. Error.Code
Status	R	
POINTER		Occurrence 1 .. unbounded
WCO Id/Name	97A	
Status	R	
Sequence number		
WCO Id/Name	006	Sequence number
Format	n..5	
UNTDDED Ref/Desc	1050	Sequence. Position.Identifier
Status	R	
Document/message section, coded		
WCO Id/Name	375	Document/message section, coded
Format	an..3	
Code list	CL18	Message section code (codes to be defined)
UNTDDED Ref/Desc	1049	Document. Section.Code
Status	R	
Tag identifier		
WCO Id/Name	381	Tag identifier
Format	an..4	
Code list	CL19	Pointer code (codes to be defined)
UNTDDED Ref/Desc	9062	Data Element. Tag.Identifier
Status	R	

3.2.5.2.5 I5 – Query guarantee

a. Introduction

This message allows Customs authorities to query the eTIR international system to obtain information on one or multiple guarantees.

b. Classes (English Only)

Message			
└─Guarantee	1	.. 1	R

c. Classes and attributes (English Only)

MESSAGE		
└─Type, coded		
└─Sub type, coded		
└─Message reference number		
└─Message function, coded		
GUARANTEE	Occurrence 1 .. 1	
└─Reference		

d. Message details (English Only)

Message		
ChangeLog	v. 0.1	Removed 'Sender identification' from the Data model. Is technical attribute.
└─Type, coded		
Format	an..3	
WCO Id/Name	D013	Declaration name, coded

UNTDDED Ref/Desc	1001	Document. Type.Code
Status	R	
ChangeLog	v. 0.1	CL06 (Document name code) replaced by CL26 (Message sub types) Name of CL26 changed from 'Message sub types' to 'Message types'
Code list	CL26	Message types
Restricted code(s)	I5	Query guarantee
Sub type, coded		
Format	an..6	
Code list	CL09	Message sub type
Restricted code(s)	00	Return all information regarding guarantee (default)
Restricted code(s)	01	Return only guarantee information
Restricted code(s)	02	Return only declaration information
Restricted code(s)	03	Return only TIR transport information
ChangeLog	v. 0.1	Replaces 'GUARANTEE.Query type'
Status	R	
Message reference number		
Format	an..14	
Status	R	
Message function, coded		
WCO Id/Name	017	Message function, coded
Format	n..2	
Code list	CL16	Message function code
UNTDDED Ref/Desc	1225	Document.Function.Code
Status	R	
Restricted code(s)	9	Original
GUARANTEE		
Occurrence 1 .. 1		
WCO Id/Name	90A	
Status	R	
ChangeLog	v. 0.1	Attribute "Query type" removed and replaced by "'MESSAGE.Sub type, coded'"
Reference		
WCO Id/Name	100	Guarantee reference identifier
Format	an..35	
UNTDDED Ref/Desc	1154	Reference. Identifier
Status	R	

3.2.5.2.6 I6 – Query results

a. Introduction

This message is a response to message I5. It provides the information requested regarding the guarantee(s) or error codes

b. Classes (English Only)

Message				
Guarantee	1	..	1	R
GuaranteeChain	1	..	1	R
TIROperation	0	..	unbounded	O
Start	0	..	1	O
CustomsOffice	1	..	1	R
NationalItinerary	0	..	unbounded	O
ControlResult	1	..	unbounded	R
ControlType	1	..	1	R
Consignment	0	..	unbounded	O
TransportEquipment	1	..	unbounded	R
Seal	1	..	unbounded	R
Termination	0	..	1	O
CustomsOffice	1	..	1	R
ControlResult	1	..	unbounded	R
ControlType	1	..	1	R

Consignment	0	..	unbounded	O
TransportEquipment	1	..	unbounded	R
Seal	1	..	unbounded	R
Discharge	0	..	1	O
CustomsOffice	1	..	1	R
Holder	1	..	1	R
Address	1	..	1	R
ActiveWithdrawal	0	..	1	O
ActiveExclusion	0	..	unbounded	O
AdvancedCargoInformation	0	..	unbounded	O
AdditionalInformation	1	..	1	R
Agent	0	..	1	O
Amendment	0	..	unbounded	R
Pointer	1	..	unbounded	R
SubContractor	0	..	1	O
Address	0	..	unbounded	D
Consignment	1	..	unbounded	R
AttachedDocuments	0	..	unbounded	O
ConsignmentItem	1	..	unbounded	R
AdditionalInformation	0	..	unbounded	O
Goods	1	..	1	R
Classification	0	..	unbounded	O
Consignee	0	..	1	O
Address	0	..	1	D
Consignor	0	..	1	O
Address	0	..	1	D
DeliveryDestination	1	..	1	R
Address	1	..	1	R
GoodsMeasure	1	..	1	R
Packaging	1	..	1	R
TransportEquipment	0	..	1	D
UCR	0	..	1	O
LoadingLocation	0	..	1	O
NotifyParty	0	..	1	O
Address	0	..	1	D
CustomsOfficeOfDeparture	1	..	1	R
CustomsOfficeOfDestination	1	..	1	R
TransportMeans	1	..	unbounded	R
CountryOfRouting	1	..	unbounded	R
CertificateOfApproval	0	..	unbounded	O
TransportEquipment	0	..	unbounded	D
Seal	0	..	unbounded	O
Holder	1	..	1	R
Address	0	..	1	O
Guarantee	1	..	1	R
Error	0	..	unbounded	D
Pointer	1	..	unbounded	R

c. Classes and attributes (English Only)

Message	
—Type, coded	
—Message reference number	
—Message function, coded	
—GUARANTEE	Occurrence 1 .. 1
—Reference	
—Validity	
—Guarantee type	
—Guarantee status	

GUARANTEECHAIN	Occurrence 1 .. 1
Code	
TIROPERATION	Occurrence 0 .. unbounded
Sequence number	
Registration number	
START	Occurrence 0 .. 1
Date	
Remarks	
Time limit	
CUSTOMSOFFICE	Occurrence 1 .. 1
Customs office, coded	
NATIONALITINERARY	Occurrence 0 .. unbounded
Customs office, coded	
CONTROLRESULT	Occurrence 1 .. unbounded
Code	
CONTROLTYPE	Occurrence 1 .. 1
Identification	
CONSIGNMENT	Occurrence 0 .. unbounded
Sequence number	
TRANSPORTEQUIPMENT	Occurrence 1 .. unbounded
Identification	
SEAL	Occurrence 1 .. unbounded
Sequence number	
Seal number	
Seal type code	
TERMINATION	Occurrence 0 .. 1
Date	
Number of packages	
Reservations	
CUSTOMSOFFICE	Occurrence 1 .. 1
Customs office, coded	
CONTROLRESULT	Occurrence 1 .. unbounded
Code	
CONTROLTYPE	Occurrence 1 .. 1
Identification	
CONSIGNMENT	Occurrence 0 .. unbounded
Sequence number	
TRANSPORTEQUIPMENT	Occurrence 1 .. unbounded
Identification	
SEAL	Occurrence 1 .. unbounded
Sequence number	
Seal number	
Seal type code	
DISCHARGE	Occurrence 0 .. 1
Date	
CUSTOMSOFFICE	Occurrence 1 .. 1
Customs office, coded	
HOLDER	Occurrence 1 .. 1
Name	
Code	
Current status	
ADDRESS	Occurrence 1 .. 1
City name	

Country, coded	
Street and number/P.O. Box	
Postcode identification	
ACTIVEWITHDRAWAL	Occurrence 0 .. 1
Start	
End	
ACTIVEEXCLUSION	Occurrence 0 .. unbounded
Start	
End	
Country, coded	
ADVANCEDCARGOINFORMATION	Occurrence 0 .. unbounded
Date	
Reference	
Total gross weight	
ADDITIONALINFORMATION	Occurrence 1 .. 1
Remarks	
Heavy and bulky goods indicator	
AGENT	Occurrence 0 .. 1
Code	
Role, coded	
AMENDMENT	Occurrence 0 .. unbounded
Amendment code	
POINTER	Occurrence 1 .. unbounded
Sequence number	
Document/message section, coded	
Tag identifier	
SUBCONTRACTOR	Occurrence 0 .. 1
Name	
Code	
ADDRESS	Occurrence 0 .. unbounded
City name	
Country, coded	
Street and number/P.O. Box	
Postcode identification	
CONSIGNMENT	Occurrence 1 .. unbounded
Sequence number	
ATTACHEDDOCUMENTS	Occurrence 0 .. unbounded
Issuing date	
Number	
Type, coded	
CONSIGNMENTITEM	Occurrence 1 .. unbounded
Sequence number	
ADDITIONALINFORMATION	Occurrence 0 .. unbounded
Remarks	
GOODS	Occurrence 1 .. 1
Description	
CLASSIFICATION	Occurrence 0 .. unbounded
Code	
Type	
CONSIGNEE	Occurrence 0 .. 1
Name	
Code	
ADDRESS	Occurrence 0 .. 1
City name	

Country, coded	
Street and number/P.O. Box	
Postcode identification	
CONSIGNOR	Occurrence 0 .. 1
Name	
Code	
ADDRESS	Occurrence 0 .. 1
City name	
Country, coded	
Street and number/P.O. Box	
Postcode identification	
DELIVERYDESTINATION	Occurrence 1 .. 1
Name	
ADDRESS	Occurrence 1 .. 1
City name	
Country, coded	
Street and number/P.O. Box	
Postcode identification	
GOODSMEASURE	Occurrence 1 .. 1
Gross weight	
PACKAGING	Occurrence 1 .. 1
Marks and numbers	
Number of packages	
Type, coded	
TRANSPORTEQUIPMENT	Occurrence 0 .. 1
Identification	
UCR	Occurrence 0 .. 1
Identifier	
LOADINGLOCATION	Occurrence 0 .. 1
Name	
NOTIFYPARTY	Occurrence 0 .. 1
Name	
Code	
ADDRESS	Occurrence 0 .. 1
City name	
Country, coded	
Street and number/P.O. Box	
Postcode identification	
CUSTOMSOFFICEOFDEPARTURE	Occurrence 1 .. 1
Code	
CUSTOMSOFFICEOFDESTINATION	Occurrence 1 .. 1
Code	
TRANSPORTMEANS	Occurrence 1 .. unbounded
Identification	
Type, coded	
Nationality	
Conveyance reference number	
COUNTRYOFRROUTING	Occurrence 1 .. unbounded
Country, coded	
CERTIFICATEOFAPPROVAL	Occurrence 0 .. unbounded
Date	
Number	
Type, coded	
TRANSPORTEQUIPMENT	Occurrence 0 .. unbounded

Sequence number	
Size and type identification	
Identification	
SEAL	Occurrence 0 .. unbounded
Sequence number	
Seal number	
Seal type code	
HOLDER	Occurrence 1 .. 1
Name	
Code	
ADDRESS	Occurrence 0 .. 1
City name	
Country, coded	
Street and number/P.O. Box	
Postcode identification	
GUARANTEE	Occurrence 1 .. 1
Reference	
Validity	
Guarantee type, coded	
ERROR	Occurrence 0 .. unbounded
Error, coded	
POINTER	Occurrence 1 .. unbounded
Sequence number	
Document/message section, coded	
Tag identifier	

d. Message details (English Only)

Message		
ChangeLog	v. 0.1	Removed 'Sender identification' from the Data model. Is technical attribute.
Type, coded		
Format	an..3	
WCO Id/Name	D013	Declaration name, coded
UNTDDED Ref/Desc	1001	Document. Type.Code
Status	R	
ChangeLog	v. 0.1	CL06 (Document name code) replaced by CL26 (Message sub types) Name of CL26 changed from 'Message sub types' to 'Message types'
Code list	CL26	Message types
Restricted code(s)	I6	Query results
Message reference number		
Format	an..14	
Status	R	
Message function, coded		
WCO Id/Name	017	Message function, coded
Format	n..2	
Code list	CL16	Message function code
UNTDDED Ref/Desc	1225	Document.Function.Code
Status	R	
Restricted code(s)	10	Not found
Restricted code(s)	11	Response
GUARANTEE		Occurrence 1 .. 1
WCO Id/Name	90A	
Status	R	
Reference		
WCO Id/Name	100	Guarantee reference identifier
Format	an..35	
UNTDDED Ref/Desc	1154	Reference. Identifier

Status	R		
Validity			
WCO Id/Name	275	LPCO Expiration (Expiry) Date	
Format	an..17		
UNTDED Ref/Desc	2380	Date Or Time Or Period. Text	
Status	R		
Guarantee type			
WCO Id/Name	101	Security details, coded	
Format	an..3		
Code list	CL12	Guarantee type code	
UNTDED Ref/Desc	4377	Obligation.Guarantee.Code	
Status	R		
Guarantee status			
Format	an..3		
Code list	CL22	Guarantee status	
UNTDED Ref/Desc	-		
Description	-		
Status	R		
GUARANTEECHAIN		Occurrence 1 .. 1	
WCO Id/Name	19B		
Status	R		
Code			
Format	an..17		
WCO Id/Name	R055	Surety, coded	
UNTDED Ref/Desc	3039	Party. Identifier	
Status	R		
TIROPERATION		Occurrence 0 .. unbounded	
Status	O		
Sequence number			
WCO Id/Name	006	Sequence number	
Format	n..5		
UNTDED Ref/Desc	1050	Sequence. Position.Identifier	
Status	R		
Registration number			
Format	an..35		
UNTDED Ref/Desc	-		
Status	R		
START		Occurrence 0 .. 1	
Status	O		
Date			
Format	n..17		
UNTDED Ref/Desc	2380	Date Or Time Or Period. Text	
Status	R		
Remarks			
Format	an..512		
UNTDED Ref/Desc	4440	FreeText.Text	
WCO Id/Name	105	Free text	
Status	O		
Time limit			
Format	n..17		
UNTDED Ref/Desc	2380	Date Or Time Or Period. Text	
Status	O		
CUSTOMSOFFICE		Occurrence 1 .. 1	
WCO Id/Name	SC2		
Description		Customs office where the TIR operation is started.	
Status	R		
Customs office, coded			
WCO Id/Name		Government agency name, coded	
Format	an..17		

Code list	CL13	Customs offices database (to be developed)
UNTDDED Ref/Desc	3225	Location.Identifier
Status	R	
NATIONALITINERARY	Occurrence 0 .. unbounded	
WCO Id/Name	SC2	
Status	O	
Customs office, coded		
WCO Id/Name		Government agency name, coded
Format	an..17	
Code list	CL13	Customs offices database (to be developed)
UNTDDED Ref/Desc	3225	Location.Identifier
Status	R	
CONTROLRESULT	Occurrence 1 .. unbounded	
Status	R	
Code		
Code list	CL24	Control result code
Format	an..3	
UNTDDED Ref/Desc -		
Status	R	
CONTROLTYPE	Occurrence 1 .. 1	
Status	R	
Identification		
Format	an..3	
Code list	CL25	Control type code
UNTDDED Ref/Desc	-	
Status	R	
CONSIGNMENT	Occurrence 0 .. unbounded	
WCO Id/Name	28A	
Status	O	
Rule	R007	
Rule	R006	
ChangeLog	v. 0.1	Removed ConsignmentItem class. Seals information is provided under Consignment.TransportEquipment.Seals New Rules: R006 and R007
Sequence number		
WCO Id/Name	006	Sequence number
Format	n..5	
Status	R	
UNTDDED Ref/Desc	1050	Sequence. Position.Identifier
Status	R	
TRANSPORTEQUIPMENT	Occurrence 1 .. unbounded	
WCO Id/Name	31B	
ChangeLog	v. 0.1	Added new TransportEquipment class
Status	R	
Identification		
WCO Id/Name	159	Equipment identification number
Format	an..17	
Status	R	
UNTDDED Ref/Desc	8260	TransportEquipment.Identifier
Desc		
SEAL	Occurrence 1 .. unbounded	
WCO Id/Name	44B	
ChangeLog	v. 0.1	Added new SEAL class
Status	R	
Sequence number		
WCO Id/Name	006	Sequence number
Format	n..5	
Status	R	
Rule	R003	

		Rule	R004	
		UNTDDED Ref/Desc	1050	Sequence. Position.Identifier
		Seal number		
		WCO Id/Name	165	Seal number
		Format	an..35	
		Status	R	
		Rule	R005	
		UNTDDED Ref/Desc	9308	TransportEquipment.SeaI.Identifier
		SAFE information	Yes	
		Seal type code		
		WCO Id/Name	407	Seal Type Code
		Format	an..3	
		Status	O	
		UNTDDED Ref/Desc	New	
		Code list	CL08	Seal type code
		TERMINATION		Occurrence 0 .. 1
		Status	O	
		Date		
		Format	n..17	
		UNTDDED Ref/Desc	2380	Date Or Time Or Period. Text
		Status	R	
		Number of packages		
		WCO Id/Name	144	Number of packages
		Format	n..8	
		UNTDDED Ref/Desc	6061	Quantity.Quantity
		Status	R	
		Reservations		
		UNTDDED Ref/Desc	4440	FreeText.Text
		Format	an..512	
		WCO Id/Name	105	Free text
		Status	O	
		CUSTOMSOFFICE		Occurrence 1 .. 1
		WCO Id/Name	SC2	
		Description	Customs office where the TIR operation is terminated.	
		Status	R	
		Customs office, coded		
		WCO Id/Name		Government agency name, coded
		Format	an..17	
		Code list	CL13	Customs offices database (to be developped)
		UNTDDED Ref/Desc	3225	Location.Identifier
		Status	R	
		CONTROLRESULT		Occurrence 1 .. unbounded
		Status	R	
		Code		
		Code list	CL24	Control result code
		Format	an..3	
		UNTDDED Ref/Desc	-	
		Status	R	
		CONTROLTYPE		Occurrence 1 .. 1
		Status	R	
		Identification		
		Format	an..3	
		Code list	CL25	Control type code
		UNTDDED Ref/Desc	-	
		Status	R	

CONSIGNMENT		Occurrence 0 .. unbounded
WCO Id/Name	28A	
Status	O	
Rule	R006	
Rule	R007	
<u>ChangeLog</u>	v. 0.1	Removed ConsignmentItem class. Seals information is provided under Consignment.TransportEquipment.Seals New Rules: R006 and R007
Sequence number		
WCO Id/Name	006	Sequence number
Format	n..5	
Status	R	
UNTED Ref/Desc	1050	Sequence. Position.Identifier
Status	R	
TRANSPORTEQUIPMENT		Occurrence 1 .. unbounded
WCO Id/Name	31B	
<u>ChangeLog</u>	v. 0.1	Added new TransportEquipment class
Status	R	
Identification		
WCO Id/Name	159	Equipment identification number
Format	an..17	
Status	R	
UNTED Ref/Desc	8260	TransportEquipment.Identifier
SEAL		Occurrence 1 .. unbounded
WCO Id/Name	44B	
<u>ChangeLog</u>	v. 0.1	Added new SEAL class
Status	R	
Sequence number		
WCO Id/Name	006	Sequence number
Format	n..5	
Status	R	
Rule	R003	
Rule	R004	
UNTED Ref/Desc	1050	Sequence. Position.Identifier
Seal number		
WCO Id/Name	165	Seal number
Format	an..35	
Status	R	
Rule	R006	
UNTED Ref/Desc	9308	TransportEquipment.Seal.Identifier
SAFE information	Yes	
Seal type code		
WCO Id/Name	407	Seal Type Code
Format	an..3	
Status	O	
UNTED Ref/Desc	New	
Code list	CL08	Seal type code
DISCHARGE		Occurrence 0 .. 1
Status	O	
Date		
Format	n..17	
UNTED Ref/Desc	2380	Date Or Time Or Period. Text
Status	R	
CUSTOMSOFFICE		Occurrence 1 .. 1
WCO Id/Name	SC2	

	Description	Customs office where the TIR operation is discharged.	
	Status	R	
	Customs office, coded		
	WCO Id/Name	Government agency name, coded	
	Format	an..17	
	Code list	CL13	Customs offices database (to be developped)
	UNTDDED Ref/Desc	3225	Location.Identifier
	Status	R	
	HOLDER		Occurrence 1 .. 1
	WCO Id/Name	28B	
	Status	R	
	Name		
	Format	an..70	
	WCO Id/Name	R001	Transit principal - name
	UNTDDED Ref/Desc	3036	Party.Name.Text
	Status	R	
	Code		
	Format	an..17	
	WCO Id/Name	R002	Transit principal, coded
	UNTDDED Ref/Desc	3039	Party. Identifier
	Code list	CL15	International TIR database
	Status	R	
	Current status		
	Code list	CL23	Holder status
	Format	an..3	
	UNTDDED Ref/Desc	-	
	Status	R	
	ADDRESS		Occurrence 1 .. 1
	WCO Id/Name	04A	
	Status	R	
	City name		
	WCO Id/Name	241	City name
	Format	an..35	
	UNTDDED Ref/Desc	3164	Address.City.Name
	Status	R	
	Country, coded		
	WCO Id/Name	242	Country, coded
	Format	a2	
	Code list	CL04	Country name code
	UNTDDED Ref/Desc	3207	Country.Identifier
	Status	R	
	Street and number/P.O. Box		
	WCO Id/Name	239	Street and number/P.O. Box
	Format	an..70	
	UNTDDED Ref/Desc	3042	Postal.DeliveryPoint.Text
	Status	R	
	Postcode identification		
	WCO Id/Name	245	Postcode identification
	Format	an..9	
	UNTDDED Ref/Desc	3251	Postal.Identifier
	Status	R	
	ACTIVewithDRAWAL		Occurrence 0 .. 1
	Status	O	
	Start		
	Format	n..17	
	UNTDDED Ref/Desc	2380	Date Or Time Or Period. Text
	Status	R	
	End		
	Format	n..17	

UNTDED Ref/Desc	2380	Date Or Time Or Period. Text
Status	O	
ACTIVEEXCLUSION		Occurrence 0 .. unbounded
Status	O	
Start		
Format	n..17	
UNTDED Ref/Desc	2380	Date Or Time Or Period. Text
Status	R	
End		
Format	n..17	
UNTDED Ref/Desc	2380	Date Or Time Or Period. Text
Status	O	
Country, coded		
Code list	CL04	Country name code
WCO Id/Name	242	Country, coded
UNTDED Ref/Desc	3207	Country.Identifier
Format	a2	
Status	R	
ADVANCEDCARGOINFORMATION		Occurrence 0 .. unbounded
WCO Id/Name	42A	
Status	O	
Date		
Format	an..17	
WCO Id/Name	D011	Declaration issuing date
UNTDED Ref/Desc	2380	Date Or Time Or Period. Text
Status	R	
Reference		
Format	an..35	
WCO Id/Name	D014	Declaration reference number
UNTDED Ref/Desc	1004	Document. Identifier
Status	R	
Total gross weight		
WCO Id/Name	131	Total gross weight
Format	n..16,6	
UNTDED Ref/Desc	6092	DocumentDeclaredGrossWeight.Measure
SAFE information	Yes	
Status	R	
ADDITIONALINFORMATION		Occurrence 1 .. 1
WCO Id/Name	03A	
Status	R	
Remarks		
WCO Id/Name	105	Free text
Format	an..512	
UNTDED Ref/Desc	4440	FreeText.Text
Status	R	
Heavy and bulky goods indicator		
WCO Id/Name	226	Additional statement code
Format	an..17	
Code list	CL14	Indicator
UNTDED Ref/Desc	4441	FreeText.Code
Status	R	
AGENT		Occurrence 0 .. 1
WCO Id/Name	05A	
SAFE information	Yes	
Status	O	
Code		
Format	an..17	
WCO Id/Name	R004	Agent, coded
UNTDED Ref/Desc	3039	Party. Identifier

Status	R	
Role, coded		
Format	an..3	
WCO Id/Name	R005	Role code
UNTDDED Ref/Desc	3035	Party. Function.Code
Code list	CL02	Party role codes
Status	R	
AMENDMENT		Occurrence 0 .. unbounded
WCO Id/Name	06A	
Status	R	
Amendment code		
WCO Id/Name	099	Amendment code
Format	an..3	
Code list	CL17	Amendment code
UNTDDED Ref/Desc	4295	Change.Reason.Code
Status	R	
POINTER		Occurrence 1 .. unbounded
WCO Id/Name	97A	
Status	R	
Sequence number		
WCO Id/Name	006	Sequence number
Format	n..5	
UNTDDED Ref/Desc	1050	Sequence. Position.Identifier
Status	R	
Document/message section, coded		
WCO Id/Name	375	Document/message section, coded
Format	an..3	
Code list	CL18	Message section code (codes to be defined)
UNTDDED Ref/Desc	1049	Document. Section.Code
Status	R	
Tag identifier		
WCO Id/Name	381	Tag identifier
Format	an..4	
Code list	CL19	Pointer code (codes to be defined)
UNTDDED Ref/Desc	9162	Data Element. Tag.Identifier
Status	R	
SUBCONTRACTOR		Occurrence 0 .. 1
WCO Id/Name	18A	
Status	O	
Name		
Format	an..70	
WCO Id/Name	R011	Carrier - name
UNTDDED Ref/Desc	3036	Party.Name.Text
Condition	C001	
Status	D	
Code		
Format	an..17	
WCO Id/Name	R012	Carrier identification
UNTDDED Ref/Desc	3039	Party. Identifier
Code list	CL15	International TIR database
Condition	C001	
Status	D	
ADDRESS		Occurrence 0 .. unbounded
WCO Id/Name	04A	
Condition	C001	
Status	D	
City name		
WCO Id/Name	241	City name
Format	an..35	

		UNTDED Ref/Desc 3164 Status R	Address.City.Name	
		Country, coded WCO Id/Name 242 Format a2 Code list CL04 UNTDED Ref/Desc 3207 Status R	Country, coded Country name code Country.Identifier	
		Street and number/P.O. Box WCO Id/Name 239 Format an..70 UNTDED Ref/Desc 3042 Status R	Street and number/P.O. Box Postal.DeliveryPoint.Text	
		Postcode identification WCO Id/Name 245 Format an..9 UNTDED Ref/Desc 3251 Status R	Postcode identification Postal.Identifier	
		CONSIGNMENT WCO Id/Name 28A Status R Rule R007		Occurrence 1 .. unbounded
		Sequence number WCO Id/Name 006 Format n..5 UNTDED Ref/Desc 1050 Status R	Sequence number Sequence. Position.Identifier	
		ATTACHEDDOCUMENTS WCO Id/Name 02A Remark Also needed for EX1, not in Objecteering Status O		Occurrence 0 .. unbounded
		Issuing date Format an..17 WCO Id/Name D002 UNTDED Ref/Desc 2380 Status R	Additional document issuing date Date Or Time Or Period. Text	
		Number Format an..35 WCO Id/Name D005 UNTDED Ref/Desc 1004 Status R	Additional document reference number Document. Identifier	
		Type, coded Format an..3 WCO Id/Name D006 Code list 06 Status R	Additional document type, coded Document name code	
		CONSIGNMENTITEM WCO Id/Name 29A Status R		Occurrence 1 .. unbounded
		Sequence number WCO Id/Name 006 Format n..5 UNTDED Ref/Desc 1050 Status R	Sequence number Sequence. Position.Identifier	
		ADDITIONALINFORMATION WCO Id/Name 03A Status O		Occurrence 0 .. unbounded
		Remarks WCO Id/Name 105	Free text	

		Format	an..512	
		UNTDDED Ref/Desc	4440	FreeText.Text
		Status	R	
		GOODS		Occurrence 1 .. 1
		WCO Id/Name	23A	
		Status	R	
		Description		
		WCO Id/Name	138	Brief cargo description
		Format	an..256	
		UNTDDED Ref/	7002	GoodsItem.Description.Text
		Desc		
		SAFE	Yes	
		information		
		Status	D	
		Condition	C004	
		CLASSIFICATION		Occurrence 0 .. unbounded
		WCO Id/Name	21A	
		SAFE	Yes	
		information		
		Status	O	
		Code		
		WCO Id/Name	145	Commodity Classification
		Format	an..18	
		UNTDDED Ref/	7357	Goods Item. Type.Code
		Desc		
		Status	O	
		Type		
		WCO Id/Name	337	Commodity Classification Type
		Format	an..3	
		Code list	CL03	Item type identification code
		UNTDDED Ref/Desc	7143	Line Item. Identifier Type.Identifier
		Status	R	
		CONSIGNEE		Occurrence 0 .. 1
		WCO Id/Name	27A	
		SAFE	Yes	
		information		
		Status	O	
		Name		
		Format	an..70	
		WCO Id/Name	R014	Consignee name
		UNTDDED Ref/	3036	Party.Name.Text
		Desc		
		Status	D	
		Condition	C001	
		Code		
		Format	an..17	
		WCO Id/Name	R015	Consignee, coded
		UNTDDED Ref/	3039	Party. Identifier
		Desc		
		Status	D	
		Condition	C001	
		ADDRESS		Occurrence 0 .. 1
		WCO Id/Name	04A	
		Status	D	
		Condition	C001	
		City name		
		WCO Id/Name	241	City name
		Format	an..35	

			UNTDED Ref/ 3164	Address.City.Name
			Desc	
			Status R	
			Country, coded	
			WCO Id/Name 242	Country, coded
			Format a2	
			Code list CL04	Country name code
			UNTDED Ref/ 3207	Country.Identifier
			Desc	
			Status R	
			Street and number/P.O. Box	
			WCO Id/Name 239	Street and number/P.O. Box
			Format an..70	
			UNTDED Ref/ 3042	Postal.DeliveryPoint.Text
			Desc	
			Status R	
			Postcode identification	
			WCO Id/Name 245	Postcode identification
			Format an..9	
			UNTDED Ref/Desc 3251	Postal.Identifier
			Status R	
			CONSIGNOR	
			Occurrence 0 .. 1	
			WCO Id/Name 30A	
			SAFE Yes	
			information	
			Status O	
			Name	
			Format an..70	
			WCO Id/Name R020	Consignor - name
			UNTDED Ref/ 3036	Party.Name.Text
			Desc	
			Status D	
			Condition C001	
			Code	
			Format an..17	
			WCO Id/Name R021	Consignor, coded
			UNTDED Ref/ 3039	Party. Identifier
			Desc	
			Status D	
			Condition C001	
			ADDRESS	
			Occurrence 0 .. 1	
			WCO Id/Name 04A	
			Status D	
			Condition C001	
			City name	
			WCO Id/Name 241	City name
			Format an..35	
			UNTDED Ref/ 3164	Address.City.Name
			Desc	
			Status R	
			Country, coded	
			WCO Id/Name 242	Country, coded
			Format a2	
			Code list CL04	Country name code
			UNTDED Ref/ 3207	Country.Identifier
			Desc	
			Status R	
			Street and number/P.O. Box	
			WCO Id/Name 239	Street and number/P.O. Box

		Format	an..70	
		UNTDDED Ref/	3042	Postal.DeliveryPoint.Text
		Desc		
		Status	R	
		Postcode identification		
		WCO Id/Name	245	Postcode identification
		Format	an..9	
		UNTDDED Ref/Desc	3251	Postal.Identifier
		Status	R	
		DELIVERYDESTINATION		
		Occurrence 1 .. 1		
		WCO Id/Name	44A	
		SAFE information	Yes	
		Status	R	
		Name		
		Format	an..70	
		WCO Id/Name	R027	Deliver to party
		UNTDDED Ref/	3036	Party.Name.Text
		Desc		
		Status	R	
		ADDRESS		
		Occurrence 1 .. 1		
		WCO Id/Name	04A	
		Status	R	
		City name		
		WCO Id/Name	241	City name
		Format	an..35	
		UNTDDED Ref/	3164	Address.City.Name
		Desc		
		Status	R	
		Country, coded		
		WCO Id/Name	242	Country, coded
		Format	a2	
		Code list	CL04	Country name code
		UNTDDED Ref/	3207	Country.Identifier
		Desc		
		Status	R	
		Street and number/P.O. Box		
		WCO Id/Name	239	Street and number/P.O. Box
		Format	an..70	
		UNTDDED Ref/	3042	Postal.DeliveryPoint.Text
		Desc		
		Status	R	
		Postcode identification		
		WCO Id/Name	245	Postcode identification
		Format	an..9	
		UNTDDED Ref/Desc	3251	Postal.Identifier
		Status	R	
		GOODSMEASURE		
		Occurrence 1 .. 1		
		WCO Id/Name	65A	
		Status	R	
		Gross weight		
		WCO Id/Name	126	Gross weight item level
		Format	n..16,6	
		UNTDDED Ref/Desc	6018	LineItem.GrossWeight.Measure
		Status	R	
		PACKAGING		
		Occurrence 1 .. 1		
		WCO Id/Name	93A	
		Status	R	
		Marks and numbers		

		WCO Id/Name	142	Shipping marks
		Format	an..512	
		UNTDDED Ref/Desc	7102	GoodsItem.ShippingMarks.Text
		Status	R	
		Number of packages		
		WCO Id/Name	144	Number of packages
		Format	n..8	
		UNTDDED Ref/Desc	6061	Quantity.Quantity
		SAFE information	Yes	
		Status	R	
		Type, coded		
		WCO Id/Name	141	Type of packages identification, coded
		Format	an..2	
		Code list	CL07	Package type description code
		UNTDDED Ref/Desc	7065	Package.Type.Code
		SAFE information	Yes	
		Status	R	
		TRANSPORTEQUIPMENT		
		Occurrence 0 .. 1		
		WCO Id/Name	31B	
		<u>ChangeLog</u>	v. 0.1	The attributes 'Seal number' and 'Size and type identification' moved to 'Consignment.TransportEquipment.Seals' and 'Consignment.TransportEquipment' class.
		SAFE information	Yes	
		Status	D	
		Condition	C003	
		Identification		
		WCO Id/Name	159	Equipment identification number
		Format	an..17	
		UNTDDED Ref/Desc	8260	TransportEquipment.Identifier
		Status	R	
		UCR		
		Occurrence 0 .. 1		
		WCO Id/Name	35B	
		SAFE information	Yes	
		Status	O	
		Identifier		
		WCO Id/Name	016	Unique consignment reference number
		Format	an..35	
		Status	R	
		LOADINGLOCATION		
		Occurrence 0 .. 1		
		WCO Id/Name	83A	
		SAFE information	Yes	
		Status	O	
		Name		
		Format	an..256	
		WCO Id/Name	L009	Place of loading
		UNTDDED Ref/Desc	3224	Location.Name.Text
		Status	R	
		NOTIFYPARTY		
		Occurrence 0 .. 1		
		WCO Id/Name	89A	
		SAFE information	Yes	
		Status	O	
		Name		
		Format	an..70	
		WCO Id/Name	R045	Notify party
		UNTDDED Ref/Desc	3036	Party.Name.Text

	Status	D	
	Condition	C001	
	Code		
	Format	an..17	
	WCO Id/Name	R046	Notify party, coded
	UNTDDED Ref/Desc	3039	Party. Identifier
	Status	D	
	Condition	C001	
	ADDRESS		Occurrence 0 .. 1
	WCO Id/Name	04A	
	Status	D	
	Condition	C001	
	City name		
	WCO Id/Name	241	City name
	Format	an..35	
	UNTDDED Ref/Desc	3164	Address.City.Name
	Status	R	
	Country, coded		
	WCO Id/Name	242	Country, coded
	Format	a2	
	Code list	CL04	Country name code
	UNTDDED Ref/Desc	3207	Country.Identifier
	Status	R	
	Street and number/P.O. Box		
	WCO Id/Name	239	Street and number/P.O. Box
	Format	an..70	
	UNTDDED Ref/Desc	3042	Postal.DeliveryPoint.Text
	Status	R	
	Postcode identification		
	WCO Id/Name	245	Postcode identification
	Format	an..9	
	UNTDDED Ref/Desc	3251	Postal.Identifier
	Status	R	
	CUSTOMSOFFICEOFDEPARTURE		Occurrence 1 .. 1
	WCO Id/Name	25B	
	Status	R	
	Code		
	Format	an..17	
	WCO Id/Name	L087	Place of departure of the transit, coded
	Code list	CL13	Customs offices database (to be developed)
	UNTDDED Ref/Desc	3225	Location.Identifier
	Status	R	
	CUSTOMSOFFICEOFDESTINATION		Occurrence 1 .. 1
	WCO Id/Name	26B	
	Status	R	
	Code		
	Format	an..17	
	WCO Id/Name	L008	Place of destination of the transit, coded
	Code list	CL13	Customs offices database (to be developed)
	UNTDDED Ref/Desc	3225	Location.Identifier
	Status	R	
	TRANSPORTMEANS		Occurrence 1 .. unbounded
	WCO Id/Name	29B	
	Status	R	
	Identification		
	Format	an..25	

		WCO Id/Name T007	Identification of means of transport for transit
		UNTDDED Ref/Desc 8212	TransportMeans.Identifier.Text
		Status R	
		Type, coded	
		Format an..4	
		WCO Id/Name T011	Mode/type of means of transport used for transit, coded
		Code list CL05	Transport means description code
		UNTDDED Ref/Desc 8179	TransportMeans.Type.Code
		Status R	
		Nationality	
		Format a2	
		WCO Id/Name T015	Nationality of means of transport used for transit, coded
		Code list CL04	Country name code
		UNTDDED Ref/Desc 8453	TransportMeans.RegistrationNationality.Identifier
		Status R	
		Conveyance reference number	
		WCO Id/Name 149	Conveyance reference number
		Format an..17	
		UNTDDED Ref/Desc 8028	TransportMeans.Journey.Identifier
		Status O	
		COUNTRYOFROUTING	Occurrence 1 .. unbounded
		WCO Id/Name 81A	
		Rule R001	
		ChangeLog v. 0.1	New Rule R001
		Status R	
		WCO Id/Name 006	sequence number
		Format n..5	
		Status R	
		ChangeLog v. 0.1	Added sequence to the Itinerary class
		Country, coded	
		WCO Id/Name 064	Country(ies) of routing, coded
		Format a2	
		Code list CL04	Country name code
		UNTDDED Ref/Desc 3225	Location.Identifier
		SAFE information Yes	
		Status R	
		CERTIFICATEOFAPPROVAL	Occurrence 0 .. unbounded
		WCO Id/Name 02A	
		Status O	
		Date	
		Format an..17	
		WCO Id/Name D002	Additional document issuing date
		UNTDDED Ref/Desc 2380	Date Or Time Or Period. Text
		Status R	
		Number	
		Format an..35	
		WCO Id/Name D005	Additional document reference number
		UNTDDED Ref/Desc 1004	Document. Identifier
		Status R	
		Type, coded	
		Format an..3	
		WCO Id/Name D006	Additional document type, coded
		Code list CL06	Document name code
		UNTDDED Ref/Desc 1001	Document. Type.Code
		Status R	
		TRANSPORTEQUIPMENT	Occurrence 0 .. unbounded
		WCO Id/Name 31B	

	Status	D	
	Condition	C003	
	ChangeLog	v. 0.1	Added new Class "TransportEquipment"
	Sequence number		
	WCO Id/Name	006	Sequence number
	Format	n..5	
	UNTDDED Ref/Desc	1050	Sequence. Position.Identifier
	ChangeLog	v. 0.1	Added new data element
	Status	R	
	Size and type identification		
	WCO Id/Name	152	Equipment size and type identification
	Format	an..4	
	Code list	CL01	Equipment size and type description code
	UNTDDED Ref/Desc	8155	TransportEquipment.Characteristic.Code
	ChangeLog	v. 0.1	Data element moved from ConsignmentItem.TransportEquipment
	Status	R	
	SAFE information	Yes	
	Identification		
	WCO Id/Name	159	Equipment identification number
	Format	an..17	
	UNTDDED Ref/Desc	8260	TransportEquipment.Identifier
	ChangeLog	v. 0.1	Also added to Consignment level.
	Status	R	
	SAFE information	Yes	
	SEAL		Occurrence 0 .. unbounded
	WCO Id/Name	44B	
	ChangeLog	v. 0.1	Added new SEAL class
	Status	O	
	Sequence number		
	WCO Id/Name	006	Sequence number
	Format	n..5	
	UNTDDED Ref/Desc	1050	Sequence. Position.Identifier
	Status	R	
	Rule	R003	
	Rule	R004	
	Seal number		
	WCO Id/Name	165	Seal number
	Format	an..35	
	UNTDDED Ref/Desc	9308	TransportEquipment.Seal.Identifier
	Status	R	
	SAFE information	Yes	
	Rule	R005	
	Seal type code		
	WCO Id/Name	407	Seal Type Code
	Format	an..3	
	UNTDDED Ref/Desc	New	
	Status	O	
	HOLDER		Occurrence 1 .. 1
	WCO Id/Name	28B	
	Status	R	
	Name		
	Format	an..70	
	WCO Id/Name	R001	Transit principal - name
	UNTDDED Ref/Desc	3036	Party.Name.Text
	Status	O	
	Code		

Format	an..17	
WCO Id/Name	R002	Transit principal, coded
Code list	CL15	International TIR database
UNTDDED Ref/Desc	3039	Party. Identifier
Status	R	
ADDRESS		Occurrence 0 .. 1
WCO Id/Name	04A	
SAFE information	Yes	
Status	O	
City name		
WCO Id/Name	241	City name
Format	an..35	
UNTDDED Ref/Desc	3164	Address.City.Name
Status	R	
Country, coded		
WCO Id/Name	242	Country, coded
Format	a2	
Code list	CL04	Country name code
UNTDDED Ref/Desc	3207	Country.Identifier
Status	R	
Street and number/P.O. Box		
WCO Id/Name	239	Street and number/P.O. Box
Format	an..70	
UNTDDED Ref/Desc	3042	Postal.DeliveryPoint.Text
Status	R	
Postcode identification		
WCO Id/Name	245	Postcode identification
Format	an..9	
UNTDDED Ref/Desc	3251	Postal.Identifier
Status	R	
GUARANTEE		Occurrence 1 .. 1
Status	R	
Reference		
WCO Id/Name	100	Guarantee reference identifier
Format	an..35	
Status	R	
Validity		
WCO Id/Name	275	LPCO Expiration (Expiry) Date
Format	n..17	
UNTDDED Ref/Desc	2380	Date Or Time Or Period. Text
Status	R	
Guarantee type, coded		
WCO Id/Name	101	Security details, coded
Format	an..3	
Code list	CL12	Guarantee type code
UNTDDED Ref/Desc	4377	Obligation.Guarantee.Code
Status	R	
ERROR		Occurrence 0 .. unbounded
WCO Id/Name	53A	
Status	D	
Condition	C006	
ChangeLog	v. 0.1	Changed cardinality from 0..1 to 0..unbounded
Error, coded		
WCO Id/Name	377	Error, coded
Format	an..8	
Code list	CL99	Error code (to be developed)
UNTDDED Ref/Desc	9321	Application. Error.Code
Status	R	
POINTER		Occurrence 1 .. unbounded

WCO Id/Name	97A	
Status	R	
Sequence number		
WCO Id/Name	006	Sequence number
Format	n..5	
UNTDDED Ref/Desc	1050	Sequence. Position.Identifier
Status	R	
Document/message section, coded		
WCO Id/Name	375	Document/message section, coded
Format	an..3	
Code list	CL18	Message section code (codes to be defined)
UNTDDED Ref/Desc	1049	Document. Section.Code
Status	R	
Tag identifier		
WCO Id/Name	381	Tag identifier
Format	an..4	
Code list	CL19	Pointer code (codes to be defined)
UNTDDED Ref/Desc	9062	Data Element. Tag.Identifier
Status	R	

3.2.5.2.7 I7 – Record advanced cargo information

a. Introduction

This message allows Customs authorities of departure to record all information related to the beginning of a TIR transport.

b. Classes (English Only)

Message			
Standard WCO Transit Data model version 3	0	.. 1	
AdvancedCargoInformation	1	.. 1	R
AdditionalInformation	1	.. 1	R
Agent	0	.. 1	O
Amendment	0	.. unbounded	D
Pointer	1	.. unbounded	R
SubContractor	0	.. 1	O
Address	0	.. unbounded	D
Consignment	1	.. unbounded	R
AttachedDocuments	0	.. unbounded	O
ConsignmentItem	1	.. unbounded	R
AdditionalInformation	0	.. unbounded	O
Goods	1	.. 1	R
Classification	0	.. unbounded	O
Consignee	0	.. 1	O
Address	0	.. 1	D
Consignor	0	.. 1	O
Address	0	.. 1	D
DeliveryDestination	0	.. 1	O
Address	1	.. 1	R
GoodsMeasure	1	.. 1	R
Packaging	1	.. 1	R
TransportEquipment	0	.. 1	D
UCR	0	.. 1	O
LoadingLocation	0	.. 1	O
NotifyParty	0	.. 1	O
Address	0	.. 1	D
CustomsOfficeOfDeparture	1	.. 1	R
CustomsOfficeOfDestination	1	.. 1	R
TransportMean	1	.. unbounded	R
CountryOfRouting	1	.. unbounded	R

CertificateOfApproval	0	..	1	D
TransportEquipment	0	..	unbounded	D
Seal	0	..	unbounded	O
Guarantee	1	..	unbounded	R
Holder	1	..	1	R
Address	0	..	1	D

c. Classes and attributes (English Only)

Message	
Type, coded	
Message reference number	
Message function, coded	
STANDARD WCO TRANSIT DATA MODEL VERSION 3	Occurrence 0 .. 1
ADVANCEDCARGOINFORMATION	Occurrence 1 .. 1
Date	
Reference	
Total gross weight	
ADDITIONALINFORMATION	Occurrence 1 .. 1
Remarks	
Heavy and bulky goods indicator	
AGENT	Occurrence 0 .. 1
Code	
Role, coded	
AMENDMENT	Occurrence 0 .. unbounded
Amendment code	
POINTER	Occurrence 1 .. unbounded
Sequence number	
Document/message section, coded	
Tag identifier	
SUBCONTRACTOR	Occurrence 0 .. 1
Name	
Code	
ADDRESS	Occurrence 0 .. unbounded
City name	
Country, coded	
Street and number/P.O. Box	
Postcode identification	
CONSIGNMENT	Occurrence 1 .. unbounded
Sequence number	
ATTACHEDDOCUMENTS	Occurrence 0 .. unbounded
Issuing date	
Number	
Type, coded	
CONSIGNMENTITEM	Occurrence 1 .. unbounded
Sequence number	
ADDITIONALINFORMATION	Occurrence 0 .. unbounded
Remarks	
GOODS	Occurrence 1 .. 1
Description	
CLASSIFICATION	Occurrence 0 .. unbounded
Code	
Type	

CONSIGNEE	Occurrence 0 .. 1
Name	
Code	
ADDRESS	Occurrence 0 .. 1
City name	
Country, coded	
Street and number/P.O. Box	
Postcode identification	
CONSIGNOR	Occurrence 0 .. 1
Name	
Code	
ADDRESS	Occurrence 0 .. 1
City name	
Country, coded	
Street and number/P.O. Box	
Postcode identification	
DELIVERYDESTINATION	Occurrence 0 .. 1
Name	
ADDRESS	Occurrence 1 .. 1
City name	
Country, coded	
Street and number/P.O. Box	
Postcode identification	
GOODSMEASURE	Occurrence 1 .. 1
Gross weight	
PACKAGING	Occurrence 1 .. 1
Marks and numbers	
Number of packages	
Type, coded	
TRANSPORTEQUIPMENT	Occurrence 0 .. 1
Identification	
UCR	Occurrence 0 .. 1
Identifier	
LOADINGLOCATION	Occurrence 0 .. 1
Name	
NOTIFYPARTY	Occurrence 0 .. 1
Name	
Code	
ADDRESS	Occurrence 0 .. 1
City name	
Country, coded	
Street and number/P.O. Box	
Postcode identification	
CUSTOMSOFFICEOFDEPARTURE	Occurrence 1 .. 1
Code	
CUSTOMSOFFICEOFDESTINATION	Occurrence 1 .. 1
Code	
TRANSPORTMEAN	Occurrence 1 .. unbounded
Identification	
Type, coded	
Nationality	
Conveyance reference number	
COUNTRYOFROUTING	Occurrence 1 .. unbounded
Sequence number	

Country, coded	
CERTIFICATEOFAPPROVAL	Occurrence 0 .. 1
Date	
Number	
Type, coded	
TRANSPORTEQUIPMENT	Occurrence 0 .. unbounded
Sequence number	
Size and type identification	
Identification	
SEAL	Occurrence 0 .. unbounded
Sequence number	
Seal number	
Seal type code	
GUARANTEE	Occurrence 1 .. unbounded
Reference	
Validity	
HOLDER	Occurrence 1 .. 1
Name	
Code	
ADDRESS	Occurrence 0 .. 1
City name	
Country, coded	
Street and number/P.O. Box	
Postcode identification	

d. Message details (English Only)

Message		
ChangeLog	v. 0.1	Removed 'Sender identification' from the Data model. Is technical attribute.
Type, coded		
Format	an..3	
WCO Id/Name	D013	Declaration name, coded
UNTDDED Ref/Desc	1001	Document. Type.Code
Status	R	
ChangeLog	v. 0.1	CL06 (Document name code) replaced by CL26 (Message sub types) Name of CL26 changed from 'Message sub types' to 'Message types'
Code list	CL26	Message types
Restricted code(s)	I7	Record advanced cargo information
Message reference number		
Format	an..14	
Status	R	
Message function, coded		
WCO Id/Name	017	Message function, coded
Format	n..2	
Code list	CL16	Message function code
UNTDDED Ref/Desc	1225	Document.Function.Code
Status	R	
Restricted code(s)	4	Change
Restricted code(s)	9	Original
STANDARD WCO TRANSIT DATA MODEL VERSION 3	Occurrence 0 .. 1	
ADVANCEDCARGOINFORMATION	Occurrence 1 .. 1	
WCO Id/Name	42A	
Status	R	
Date		
Format	an..17	
WCO Id/Name	D011	Declaration issuing date

UNTDED Ref/Desc	2380	Date Or Time Or Period. Text
Status	R	
Reference		
Format	an..35	
WCO Id/Name	D014	Declaration reference number
UNTDED Ref/Desc	1004	Document. Identifier
Status	R	
Total gross weight		
WCO Id/Name	131	Total gross weight
Format	n..16,6	
UNTDED Ref/Desc	6092	DocumentDeclaredGrossWeight.Measure
SAFE information	Yes	
Status	O	
ADDITIONALINFORMATION		Occurrence 1 .. 1
WCO Id/Name	03A	
Status	R	
Remarks		
WCO Id/Name	105	Free text
Format	an..512	
UNTDED Ref/Desc	4440	FreeText.Text
Status	O	
Heavy and bulky goods indicator		
WCO Id/Name	226	Additional statement code
Format	an..17	
Code list	CL14	Indicator
UNTDED Ref/Desc	4441	FreeText.Code
Status	R	
Restricted code(s)	0	No
Restricted code(s)	1	Yes
AGENT		Occurrence 0 .. 1
WCO Id/Name	05A	
SAFE information	Yes	
Status	O	
Code		
Format	an..17	
WCO Id/Name	R004	Agent, coded
UNTDED Ref/Desc	3039	Party. Identifier
Status	R	
Role, coded		
Format	an..3	
WCO Id/Name	R005	Role code
UNTDED Ref/Desc	3035	Party. Function.Code
Code list	CL02	Party role codes
Status	R	
AMENDMENT		Occurrence 0 .. unbounded
WCO Id/Name	06A	
Status	D	
Condition	C008	
Amendment code		
WCO Id/Name	099	Amendment code
Format	an..3	
Code list	CL17	Amendment code
UNTDED Ref/Desc	4295	Change.Reason.Code
Status	R	
POINTER		Occurrence 1 .. unbounded
WCO Id/Name	97A	
Status	R	
Sequence number		
WCO Id/Name	006	Sequence number

Format	n..5	
UNTDDED Ref/Desc	1050	Sequence. Position.Identifier
Status	R	
Document/message section, coded		
WCO Id/Name	375	Document/message section, coded
Format	an..3	
Code list	CL18	Message section code (codes to be defined)
UNTDDED Ref/Desc	1049	Document. Section.Code
Status	R	
Tag identifier		
WCO Id/Name	381	Tag identifier
Format	an..4	
Code list	CL19	Pointer code (codes to be defined)
UNTDDED Ref/Desc	9162	Data Element. Tag.Identifier
Status	R	
SUBCONTRACTOR		Occurrence 0 .. 1
WCO Id/Name	18A	
Status	O	
Name		
Format	an..70	
WCO Id/Name	R011	Carrier - name
UNTDDED Ref/Desc	3036	Party.Name.Text
Status	D	
Condition	C001	
Code		
Format	an..17	
WCO Id/Name	R012	Carrier identification
UNTDDED Ref/Desc	3039	Party. Identifier
Code list	CL15	International TIR database
Status	D	
Condition	C001	
ADDRESS		Occurrence 0 .. unbounded
WCO Id/Name	04A	
Status	D	
Condition	C001	
City name		
WCO Id/Name	241	City name
Format	an..35	
UNTDDED Ref/Desc	3164	Address.City.Name
Status	R	
Country, coded		
WCO Id/Name	242	Country, coded
Format	a2	
Code list	CL04	Country name code
UNTDDED Ref/Desc	3207	Country.Identifier
Status	R	
Street and number/P.O. Box		
WCO Id/Name	239	Street and number/P.O. Box
Format	an..70	
UNTDDED Ref/Desc	3042	Postal.DeliveryPoint.Text
Status	R	
Postcode identification		
WCO Id/Name	245	Postcode identification
Format	an..9	
UNTDDED Ref/Desc	3251	Postal.Identifier
Status	R	
CONSIGNMENT		Occurrence 1 .. unbounded
WCO Id/Name	28A	
Status	R	

Sequence number		
WCO Id/Name	006	Sequence number
Format	n..5	
UNTD ED Ref/D esc	1050	Sequence. Position. Identifier
Status	R	
ATTACHEDDOCUMENTS		Occurrence 0 .. unbounded
WCO Id/Name	02A	
Remark	Also needed for EX1, not in Objecteering	
Status	O	
Issuing date		
Format	an..17	
WCO Id/Name	D002	Additional document issuing date
UNTD ED Ref/D esc	2380	Date Or Time Or Period. Text
Status	R	
Number		
Format	an..35	
WCO Id/Name	D005	Additional document reference number
UNTD ED Ref/D esc	1004	Document. Identifier
Status	R	
Type, coded		
Format	an..3	
WCO Id/Name	D006	Additional document type, coded
Code list	CL06	Document name code
Status	R	
CONSIGNMENTITEM		Occurrence 1 .. unbounded
WCO Id/Name	29A	
Status	R	
Sequence number		
WCO Id/Name	006	Sequence number
Format	n..5	
UNTD ED Ref/D esc	1050	Sequence. Position. Identifier
Status	R	
ADDITIONALINFORMATION		Occurrence 0 .. unbounded
WCO Id/Name	03A	
Status	O	
Remarks		
WCO Id/Name	105	Free text
Format	an..512	
UNTD ED Ref/D esc	4440	FreeText.Text
Status	R	
GOODS		Occurrence 1 .. 1
WCO Id/Name	23A	
Status	R	
Description		
WCO Id/Name	138	Brief cargo description
Format	an..256	
UNTD ED Ref/D esc	7002	GoodsItem.Description.Text
Desc		
SAFE information	Yes	
Status	D	
Condition	C004	
CLASSIFICATION		Occurrence 0 .. unbounded
WCO Id/Name	21A	
SAFE information	Yes	
Status	O	
Code		
WCO Id/Name	145	Commodity Classification

		Format	an..18	
		UNTDDED Ref/	7357	Goods Item. Type.Code
		Desc		
		Status	R	
		Type		
		WCO Id/Name	337	Commodity Classification Type
		Format	an..3	
		Code list	CL03	Item type identification code
		UNTDDED Ref/Desc	7143	Line Item. Identifier Type.Identifier
		Status	R	
		Restricted code(s)	HS	Harmonised system
		CONSIGNEE		
		Occurrence 0 .. 1		
		WCO Id/Name	27A	
		SAFE information	Yes	
		Status	O	
		Name		
		Format	an..70	
		WCO Id/Name	R014	Consignee name
		UNTDDED Ref/	3036	Party.Name.Text
		Desc		
		Status	D	
		Condition	C001	
		Code		
		Format	an..17	
		WCO Id/Name	R015	Consignee, coded
		UNTDDED Ref/	3039	Party. Identifier
		Desc		
		Status	D	
		Condition	C001	
		ADDRESS		
		Occurrence 0 .. 1		
		WCO Id/Name	04A	
		Status	D	
		Condition	C001	
		City name		
		WCO Id/Name	241	City name
		Format	an..35	
		UNTDDED Ref/	3164	Address.City.Name
		Desc		
		Status	R	
		Country, coded		
		WCO Id/Name	242	Country, coded
		Format	a2	
		Code list	CL04	Country name code
		UNTDDED Ref/	3207	Country.Identifier
		Desc		
		Status	R	
		Street and number/P.O. Box		
		WCO Id/Name	239	Street and number/P.O. Box
		Format	an..70	
		UNTDDED Ref/	3042	Postal.DeliveryPoint.Text
		Desc		
		Status	R	
		Postcode identification		
		WCO Id/Name	245	Postcode identification
		Format	an..9	
		UNTDDED Ref/Desc	3251	Postal.Identifier
		Status	R	
		CONSIGNOR		
		Occurrence 0 .. 1		

		WCO Id/Name 30A	
		SAFE information	Yes
		Status	O
		Name	
		Format	an..70
		WCO Id/Name	R020
		UNTDDED Ref/	3036
		Desc	Consignor - name Party.Name.Text
		Status	D
		Condition	C001
		Code	
		Format	an..17
		WCO Id/Name	R021
		UNTDDED Ref/	3039
		Desc	Consignor, coded Party. Identifier
		Status	D
		Condition	C001
		ADDRESS	Occurrence 0 .. 1
		WCO Id/Name	04A
		Status	D
		Condition	C001
		City name	
		WCO Id/Name	241
		Format	an..35
		UNTDDED Ref/	3164
		Desc	City name Address.City.Name
		Status	R
		Country, coded	
		WCO Id/Name	242
		Format	a2
		Code list	CL04
		UNTDDED Ref/	3207
		Desc	Country, coded Country name code Country.Identifier
		Status	R
		Street and number/P.O. Box	
		WCO Id/Name	239
		Format	an..70
		UNTDDED Ref/	3042
		Desc	Street and number/P.O. Box Postal.DeliveryPoint.Text
		Status	R
		Postcode identification	
		WCO Id/Name	245
		Format	an..9
		UNTDDED Ref/Desc	3251
		Status	Postal.Identifier
		DELIVERYDESTINATION	Occurrence 0 .. 1
		WCO Id/Name	44A
		SAFE information	Yes
		Status	O
		Name	
		Format	an..70
		WCO Id/Name	R027
		UNTDDED Ref/	3036
		Desc	Deliver to party Party.Name.Text
		Status	R
		ADDRESS	Occurrence 1 .. 1
		WCO Id/Name	04A

		Status	R	
		City name		
		WCO Id/Name	241	City name
		Format	an..35	
		UNTDDED Ref/	3164	Address.City.Name
		Desc		
		Status	R	
		Country, coded		
		WCO Id/Name	242	Country, coded
		Format	a2	
		Code list	CL04	Country name code
		UNTDDED Ref/	3207	Country.Identifier
		Desc		
		Status	R	
		Street and number/P.O. Box		
		WCO Id/Name	239	Street and number/P.O. Box
		Format	an..70	
		UNTDDED Ref/	3042	Postal.DeliveryPoint.Text
		Desc		
		Status	R	
		Postcode identification		
		WCO Id/Name	245	Postcode identification
		Format	an..9	
		UNTDDED Ref/Desc	3251	Postal.Identifier
		Status	R	
		GOODSMEASURE		Occurrence 1 .. 1
		WCO Id/Name	65A	
		Status	R	
		Gross weight		
		WCO Id/Name	126	Gross weight item level
		Format	n..16,6	
		UNTDDED Ref/Desc	6018	LineItem.GrossWeight.Measure
		Status	R	
		PACKAGING		Occurrence 1 .. 1
		WCO Id/Name	93A	
		Status	R	
		Marks and numbers		
		WCO Id/Name	142	Shipping marks
		Format	an..512	
		UNTDDED Ref/	7102	GoodsItem.ShippingMarks.Text
		Desc		
		Status	O	
		Number of packages		
		WCO Id/Name	144	Number of packages
		Format	n..8	
		UNTDDED Ref/	6061	Quantity.Quantity
		Desc		
		SAFE information	Yes	
		Status	D	
		Condition	C002	
		Type, coded		
		WCO Id/Name	141	Type of packages identification, coded
		Format	an..2	
		Code list	CL07	Package type description code
		UNTDDED Ref/Desc	7065	Package.Type.Code
		SAFE information	Yes	
		Status	R	
		TRANSPORTEQUIPMENT		Occurrence 0 .. 1

	WCO Id/Name	31B	
	Status	D	
	Condition	C003	
	<u>ChangeLog</u>	v. 0.1	The attributes 'Seal number' and 'Size and type identification' moved to 'Consignment. TransportEquipment' class.
	Identification		
	WCO Id/Name	159	Equipment identification number
	Format	an..17	
	UNTED Ref/Desc	8260	TransportEquipment.Identifier
	Status	R	
	UCR		
			Occurrence 0 .. 1
	WCO Id/Name	35B	
	SAFE	Yes	
	information		
	Status	O	
	Identifier		
	WCO Id/Name	016	Unique consignment reference number
	Format	an..35	
	Status	O	
	LOADINGLOCATION		
			Occurrence 0 .. 1
	WCO Id/Name	83A	
	SAFE information	Yes	
	Status	O	
	Name		
	Format	an..256	
	WCO Id/Name	L009	Place of loading
	UNTED Ref/Desc	3224	Location.Name.Text
	Status	O	
	NOTIFYPARTY		
			Occurrence 0 .. 1
	WCO Id/Name	89A	
	SAFE information	Yes	
	Status	O	
	Name		
	Format	an..70	
	WCO Id/Name	R045	Notify party
	UNTED Ref/Desc	3036	Party.Name.Text
	Status	D	
	Condition	C001	
	Code		
	Format	an..17	
	WCO Id/Name	R046	Notify party, coded
	UNTED Ref/Desc	3039	Party. Identifier
	Status	D	
	Condition	C001	
	ADDRESS		
			Occurrence 0 .. 1
	WCO Id/Name	04A	
	Status	D	
	Condition	C001	
	City name		
	WCO Id/Name	241	City name
	Format	an..35	
	UNTED Ref/Desc	3164	Address.City.Name
	Status	R	
	Country, coded		
	WCO Id/Name	242	Country, coded
	Format	a2	
	Code list	CL04	Country name code

	UNTDED Ref/ Desc	3207	Country.Identifier	
	Status	R		
	Street and number/P.O. Box			
	WCO Id/Name	239	Street and number/P.O. Box	
	Format	an..70		
	UNTDED Ref/ Desc	3042	Postal.DeliveryPoint.Text	
	Status	R		
	Postcode identification			
	WCO Id/Name	245	Postcode identification	
	Format	an..9		
	UNTDED Ref/Desc	3251	Postal.Identifier	
	Status	R		
	CUSTOMSOFFICEOFDEPARTURE		Occurrence 1 .. 1	
	WCO Id/Name	25B		
	Status	R		
	Code			
	Format	an..17		
	WCO Id/Name	L087	Place of departure of the transit, coded	
	Code list	CL13	Customs offices database (to be developed)	
	UNTDED Ref/Desc	3225	Location.Identifier	
	Status	R		
	CUSTOMSOFFICEOFDESTINATION		Occurrence 1 .. 1	
	WCO Id/Name	26B		
	Status	R		
	Code			
	Format	an..17		
	WCO Id/Name	L008	Place of destination of the transit, coded	
	Code list	CL13	Customs offices database (to be developed)	
	UNTDED Ref/Desc	3225	Location.Identifier	
	Status	R		
	TRANSPORTMEAN		Occurrence 1 .. unbounded	
	WCO Id/Name	29B		
	Status	R		
	Identification			
	Format	an..25		
	WCO Id/Name	T007	Identification of means of transport for transit	
	UNTDED Ref/Desc	8212	TransportMeans.Identifier.Text	
	SAFE information	Yes		
	Status	R		
	Type, coded			
	Format	an..4		
	WCO Id/Name	T011	Mode/type of means of transport used for transit, coded	
	Code list	CL05	Transport means description code	
	UNTDED Ref/Desc	8179	TransportMeans.Type.Code	
	Status	R		
	Nationality			
	Format	a2		
	WCO Id/Name	T015	Nationality of means of transport used for transit, coded	
	Code list	CL04	Country name code	
	UNTDED Ref/Desc	8453	TransportMeans.RegistrationNationality.Identifier	
	SAFE information	Yes		
	Status	R		
	Conveyance reference number			
	WCO Id/Name	149	Conveyance reference number	
	Format	an..17		
	UNTDED Ref/Desc	8028	TransportMeans.Journey.Identifier	
	SAFE information	Yes		

Status	O	
COUNTRYOFROUTING		Occurrence 1 .. unbounded
WCO Id/Name	81A	
Rule	R001	
<u>ChangeLog</u>	v. 0.1	New Rule R001
Status	R	
Sequence number		
WCO Id/Name	006	sequence number
Format	n..5	
UNTDDED Ref/	1050	Sequence. Position.Identifier
Desc		
Status	R	
Country, coded		
WCO Id/Name	064	Country(ies) of routing, coded
Format	a2	
Code list	CL04	Country name code
UNTDDED Ref/Desc	3225	Location.Identifier
SAFE information	Yes	
Status	R	
CERTIFICATEOFAPPROVAL		Occurrence 0 .. 1
WCO Id/Name	02A	
Status	D	
Condition	C005	
Date		
Format	an..17	
WCO Id/Name	D002	Additional document issuing date
UNTDDED Ref/	2380	Date Or Time Or Period. Text
Desc		
Status	R	
Number		
Format	an..35	
WCO Id/Name	D005	Additional document reference number
UNTDDED Ref/	1004	Document. Identifier
Desc		
Status	R	
Type, coded		
Format	an..3	
WCO Id/Name	D006	Additional document type, coded
Code list	CL06	Document name code
UNTDDED Ref/Desc	1001	Document. Type.Code
Status	R	
TRANSPORTEQUIPMENT		Occurrence 0 .. unbounded
WCO Id/Name	31B	
<u>ChangeLog</u>	v. 0.1	Added new TransportEquipment class
Status	D	
Condition	C003	
<u>ChangeLog</u>	v. 0.1	Added new Class "TransportEquipment" New rule R003
Sequence number		
WCO Id/Name	006	Sequence number
Format	n..5	
UNTDDED Ref/Desc	1050	Sequence. Position.Identifier
<u>ChangeLog</u>	v. 0.1	Added new data element
Status	R	
Size and type identification		
WCO Id/Name	152	Equipment size and type identification
Format	an..4	
Code list	CL01	Equipment size and type description code
UNTDDED Ref/Desc	8155	TransportEquipment.Characteristic.Code

SAFE information	Yes	
ChangeLog	v. 0.1	Data element moved from ConsignmentItem.TransportEquipment
Status	R	
Identification		
WCO Id/Name	159	Equipment identification number
Format	an..17	
UNTED Ref/Desc	8260	TransportEquipment.Identifier
SAFE information	Yes	
ChangeLog	v. 0.1	Also added to Consignment level.
Status	R	
SEAL		Occurrence 0 .. unbounded
WCO Id/Name	44B	
ChangeLog	v. 0.1	Added new SEAL class
Status	O	
Sequence number		
WCO Id/Name	006	Sequence number
Format	n..5	
UNTED Ref/Desc	1050	Sequence. Position.Identifier
Rule	R003	
Rule	R004	
Status	R	
Seal number		
WCO Id/Name	165	Seal number
Format	an..35	
UNTED Ref/Desc	9308	TransportEquipment.Seal.Identifier
SAFE information	Yes	
Rule	R005	
Status	R	
Seal type code		
WCO Id/Name	407	Seal Type Code
Format	an..3	
UNTED Ref/Desc	New	
Status	O	
Code list	CL08	Seal type code
GUARANTEE		Occurrence 1 .. unbounded
WCO Id/Name	90A	
Status	R	
ChangeLog	v. 0.1	Changed occurrence from 1..1 to 1..Unbounded
Reference		
WCO Id/Name	100	Guarantee reference identifier
Format	an..35	
UNTED Ref/Desc	1154	Reference. Identifier
Status	R	
Validity		
WCO Id/Name	275	LPCO Expiration (Expiry) Date
Format	an..17	
UNTED Ref/Desc	2380	Date Or Time Or Period. Text
UNTED Ref/Desc	2059	Effective End.Date Time
UNTED Ref/Desc	2380	Date Or Time Or Period. Text
Status	R	
HOLDER		Occurrence 1 .. 1
WCO Id/Name	28B	
Status	R	
Name		
Format	an..70	
WCO Id/Name	R001	Transit principal - name

UNTDED Ref/Desc	3036	Party.Name.Text
Status	O	
Code		
Format	an..17	
WCO Id/Name	R002	Transit principal, coded
Code list	CL15	International TIR database
Status	R	
ADDRESS		Occurrence 0 .. 1
WCO Id/Name	04A	
SAFE information	Yes	
Status	D	
Condition	C001	
City name		
WCO Id/Name	241	City name
Format	an..35	
UNTDED Ref/Desc	3164	Address.City.Name
Status	R	
Country, coded		
WCO Id/Name	242	Country, coded
Format	a2	
Code list	CL04	Country name code
UNTDED Ref/Desc	3207	Country.Identifier
Status	R	
Street and number/P.O. Box		
WCO Id/Name	239	Street and number/P.O. Box
Format	an..70	
UNTDED Ref/Desc	3042	Postal.DeliveryPoint.Text
Status	R	
Postcode identification		
WCO Id/Name	245	Postcode identification
Format	an..9	
UNTDED Ref/Desc	3251	Postal.Identifier
Status	R	

3.2.5.2.8 I8 – Record advanced cargo information results

a. Introduction

This message is a response to message I7. It confirms the recording of consignment information and indicates to which countries received the related advance cargo information message.

b. Classes (English Only)

Message

AdvancedCargoInformation	1	..	1	R
NationalReference	0	..	1	R
Error	0	..	unbounded	D
Pointer	1	..	unbounded	R

c. Classes and attributes (English Only)

Message

Type, coded	
Message reference number	
Message function, coded	
ADVANCEDCARGOINFORMATION	Occurrence 1 .. 1

Reference	
Acceptance date	
Rejection date	
NATIONALREFERENCE	Occurrence 0 .. 1
Reference	
Country, coded	
ERROR	Occurrence 0 .. unbounded
Error, coded	
POINTER	Occurrence 1 .. unbounded
Sequence number	
Document/message section, coded	
Tag identifier	

d. Message details (English Only)

Message		
ChangeLog	v. 0.1	Removed 'Sender identification' from the Data model. Is technical attribute.
Type, coded		
Format	an..3	
WCO Id/Name	D013	Declaration name, coded
UNTED Ref/Desc	1001	Document. Type.Code
Status	R	
ChangeLog	v. 0.1	CL06 (Document name code) replaced by CL26 (Message sub types) Name of CL26 changed from 'Message sub types' to 'Message types'
Code list	CL26	Message types
Restricted code(s)	I8	Recorded advanced cargo information results
Message reference number		
Format	an..14	
Status	R	
Message function, coded		
WCO Id/Name	017	Message function, coded
Format	n..2	
Code list	CL16	Message function code
UNTED Ref/Desc	1225	Document.Function.Code
Status	R	
Restricted code(s)	27	Not accepted
Restricted code(s)	44	Accepted without reserves
ADVANCEDCARGOINFORMATION	Occurrence 1 .. 1	
WCO Id/Name	42A	
Status	R	
Reference		
Format	an..35	
WCO Id/Name	D014	Declaration reference number
UNTED Ref/Desc	1004	Document. Identifier
Status	R	
Remark	REFERENCE TO THE PREVIOUS MESSAGE	
WCO Id/Name	D026	Functional reference number
Acceptance date		
WCO Id/Name	023	Goods declaration acceptance date (Customs), coded
Format	an..17	
UNTED Ref/Desc	2380	Date Or Time Or Period. Text
Status	D	
Condition	C007	
Rejection date		
WCO Id/Name	374	Document/message rejection date and time
Format	an..17	
UNTED Ref/Desc	2380	Date Or Time Or Period. Text
Status	D	

Condition	C007	
NATIONALREFERENCE		Occurrence 0 .. 1
Status	R	
<u>ChangeLog</u>	v. 0.1	Cardinellity changed to 0..1
Reference		
Format	an..35	
UNTDDED Ref/Desc	1154	Reference. Identifier
Status	R	
Country, coded		
WCO Id/Name	242	Country, coded
Format	a2	
Code list	CL04	Country name code
Status	R	
ERROR		Occurrence 0 .. unbounded
WCO Id/Name	53A	
Status	D	
Condition	C006	
<u>ChangeLog</u>	v. 0.1	Changed cardinality from 0..1 to 0..unbounded
Error, coded		
WCO Id/Name	377	Error, coded
Format	an..8	
Code list	CL99	Error code (to be develloped)
UNTDDED Ref/Desc	9321	Application. Error.Code
Status	R	
POINTER		Occurrence 1 .. unbounded
WCO Id/Name	97A	
Status	R	
Sequence number		
WCO Id/Name	006	Sequence number
Format	n..5	
UNTDDED Ref/Desc	1050	Sequence. Position.Identifier
Status	R	
Document/message section, coded		
WCO Id/Name	375	Document/message section, coded
Format	an..3	
Code list	CL18	Message section code (codes to be defined)
UNTDDED Ref/Desc	1049	Document. Section.Code
Status	R	
Tag identifier		
WCO Id/Name	381	Tag identifier
Format	an..4	
Code list	CL19	Pointer code (codes to be defined)
UNTDDED Ref/Desc	9062	Data Element. Tag.Identifier
Status	R	

3.2.5.2.9 I9 – Start TIR operation

a. Introduction

This message allows Customs authorities to record information related to the start of TIR operations.

b. Classes (English Only)

Message			
└─Guarantee	1	.. 1	R
└─┬─GuaranteeChain	1	.. 1	R
└─┬─TIROperation	1	.. 1	R
└─┬─┬─Start	1	.. 1	R

CustomsOffice	1	..	1	R
NationalItinerary	0	..	1	O
ControlResult	1	..	unbounded	R
ControlType	1	..	1	R
Consignment	0	..	unbounded	O
TransportEquipment	1	..	unbounded	R
Seal	1	..	unbounded	R
Holder	1	..	1	R

c. Classes and attributes (English Only)

Message	
Type, coded	
Message reference number	
Message function, coded	
GUARANTEE	Occurrence 1 .. 1
Reference	
Validity	
Guarantee type	
GUARANTEECHAIN	Occurrence 1 .. 1
Code	
TIROPERATION	Occurrence 1 .. 1
Sequence number	
Registration number	
START	Occurrence 1 .. 1
Date	
Remarks	
Time limit	
CUSTOMSOFFICE	Occurrence 1 .. 1
Customs office, coded	
NATIONALITINERARY	Occurrence 0 .. 1
Customs office, coded	
CONTROLRESULT	Occurrence 1 .. unbounded
Code	
CONTROLTYPE	Occurrence 1 .. 1
Identification	
CONSIGNMENT	Occurrence 0 .. unbounded
Sequence number	
TRANSPORTEQUIPMENT	Occurrence 1 .. unbounded
Identification	
SEAL	Occurrence 1 .. unbounded
Sequence number	
Seal number	
Seal type code	
HOLDER	Occurrence 1 .. 1
Code	

d. Message details (English Only)

Message	
ChangeLog	v. 0.1 Removed 'Sender identification' from the Data model. Is technical attribute.
Type, coded	
Format	an..3

WCO Id/Name	D013	Declaration name, coded
UNTDDED Ref/Desc	1001	Document. Type.Code
Status	R	
ChangeLog	v. 0.1	CL06 (Document name code) replaced by CL26 (Message sub types) Name of CL26 changed from 'Message sub types' to 'Message types'
Code list	CL26	Message types
Restricted code(s)	I9	Start TIR operation
Message reference number		
Format	an..14	
Status	R	
Message function, coded		
WCO Id/Name	017	Message function, coded
Format	n..2	
Code list	CL16	Message function code
UNTDDED Ref/Desc	1225	Document.Function.Code
Status	R	
Restricted code(s)	9	Original
GUARANTEE Occurrence 1 .. 1		
WCO Id/Name	90A	
Status	R	
Reference		
WCO Id/Name	100	Guarantee reference identifier
Format	an..35	
UNTDDED Ref/Desc	1154	Reference. Identifier
Status	R	
Validity		
WCO Id/Name	275	LPCO Expiration (Expiry) Date
Format	an..17	
UNTDDED Ref/Desc	2380	Date Or Time Or Period. Text
Status	R	
Guarantee type		
WCO Id/Name	101	Security details, coded
Format	an..3	
Code list	CL12	Guarantee type code
UNTDDED Ref/Desc	4377	Obligation.Guarantee.Code
Status	R	
GUARANTEECHAIN Occurrence 1 .. 1		
WCO Id/Name	19B	
Status	R	
Code		
Format	an..17	
WCO Id/Name	R055	Surety, coded
UNTDDED Ref/Desc	3039	Party. Identifier
Status	R	
TIROPERATION Occurrence 1 .. 1		
Status	R	
Sequence number		
WCO Id/Name	006	Sequence number
Format	n..5	
UNTDDED Ref/Desc	1050	Sequence. Position.Identifier
Status	R	
Registration number		
Format	an..35	
UNTDDED Ref/Desc	-	
Status	R	
START Occurrence 1 .. 1		
Status	R	
Date		
Format	n..17	

	UNTDED Ref/Desc	2380	Date Or Time Or Period. Text
	Status	R	
	Remarks		
	Format	an..512	
	UNTDED Ref/Desc	4440	FreeText.Text
	WCO Id/Name	105	Free text
	Status	O	
	Time limit		
	Format	n..17	
	UNTDED Ref/Desc	2380	Date Or Time Or Period. Text
	Status	O	
	CUSTOMSOFFICE	Occurrence 1 .. 1	
	WCO Id/Name	SC2	
	Description	Customs office where the TIR operation is started.	
	Status	R	
	Customs office, coded		
	WCO Id/Name		Government agency name, coded
	Format	an..17	
	Code list	CL13	Customs offices database (to be developped)
	UNTDED Ref/Desc	3225	Location.Identifier
	Status	R	
	NATIONALITINERARY	Occurrence 0 .. 1	
	WCO Id/Name	SC2	
	Status	O	
	Customs office, coded		
	WCO Id/Name		Government agency name, coded
	Format	an..17	
	Code list	CL13	Customs offices database (to be developped)
	UNTDED Ref/Desc	3225	Location.Identifier
	Status	R	
	CONTROLRESULT	Occurrence 1 .. unbounded	
	Status	R	
	Code		
	Code list	CL24	Control result code
	Format	an..3	
	UNTDED Ref/Desc	-	
	Status	R	
	CONTROLTYPE	Occurrence 1 .. 1	
	Status	R	
	Identification		
	Format	an..3	
	Code list	CL25	Control type code
	UNTDED Ref/Desc	-	
	Status	R	
	CONSIGNMENT	Occurrence 0 .. unbounded	
	WCO Id/Name	28A	
	Status	O	
	Rule	R007	
	Rule	R006	
	ChangeLog	v. 0.1	Removed ConsignmentItem class. Seals information is provided under Consignment.TransportEquipment.Seals New Rules: R006 and R007
	Sequence number		
	WCO Id/Name	006	Sequence number
	Format	n..5	
	Status	R	
	UNTDED Ref/Desc	1050	Sequence. Position.Identifier
	Status	R	
	TRANSPORTEQUIPMENT	Occurrence 1 .. unbounded	

	WCO Id/Name	31B	
	<u>ChangeLog</u>	v. 0.1	Added new TransportEquipment class
	Status	R	
	Identification		
	WCO Id/Name	159	Equipment identification number
	Format	an..17	
	Status	R	
	UNTDDED Ref/Desc	8260	TransportEquipment.Identifier
	SEAL		Occurrence 1 .. unbounded
	WCO Id/Name	44B	
	<u>ChangeLog</u>	v. 0.1	Added new SEAL class
	Status	R	
	Sequence number		
	WCO Id/Name	006	Sequence number
	Format	n..5	
	Status	R	
	Rule	R003	
	Rule	R004	
	UNTDDED Ref/Desc	1050	Sequence. Position.Identifier
	Seal number		
	WCO Id/Name	165	Seal number
	Format	an..35	
	Status	R	
	Rule	R005	
	UNTDDED Ref/Desc	9308	TransportEquipment.Seal.Identifier
	SAFE information	Yes	
	Seal type code		
	WCO Id/Name	407	Seal Type Code
	Format	an..3	
	Status	O	
	UNTDDED Ref/Desc	New	
	Code list	CL08	Seal type code
	HOLDER		Occurrence 1 .. 1
	WCO Id/Name	28B	
	Status	R	
	Code		
	Format	an..17	
	WCO Id/Name	R002	Transit principal, coded
	UNTDDED Ref/Desc	3039	Party. Identifier
	Code list	CL15	International TIR database
	Status	R	

3.2.5.2.10 I10 – Start results

a. Introduction

This message is a response to message I9. It confirms the recording of the start of the TIR operation or error codes.

b. Classes (English Only)

Message

Guarantee	1	..	1	R
GuaranteeChain	1	..	1	R

TIROperation	1	..	1	R
Start	1	..	1	R
Holder	1	..	1	R
ActiveWithdrawal	0	..	1	O
ActiveExclusion	0	..	unbounded	O
Error	0	..	unbounded	D
Pointer	1	..	unbounded	R

c. Classes and attributes (English Only)

Message	
Type, coded	
Message reference number	
Message function, coded	
Functional reference	
GUARANTEE	Occurrence 1 .. 1
Reference	
Guarantee type	
Guarantee status	
GUARANTEECHAIN	Occurrence 1 .. 1
Code	
TIROPERATION	Occurrence 1 .. 1
Sequence number	
Registration number	
START	Occurrence 1 .. 1
Date	
HOLDER	Occurrence 1 .. 1
Code	
Current status	
ACTIVWITHDRAWAL	Occurrence 0 .. 1
Start	
End	
ACTIVEEXCLUSION	Occurrence 0 .. unbounded
Start	
End	
Country, coded	
ERROR	Occurrence 0 .. unbounded
Error, coded	
POINTER	Occurrence 1 .. unbounded
Sequence number	
Document/message section, coded	
Tag identifier	

d. Message details (English Only)

Message		
ChangeLog	v. 0.1	Removed 'Sender identification' from the Data model. Is technical attribute.
Type, coded		
Format	an..3	
WCO Id/Name	D013	Declaration name, coded
UNTDDED Ref/Desc	1001	Document. Type.Code
Status	R	

ChangeLog	v. 0.1	CL06 (Document name code) replaced by CL26 (Message sub types) Name of CL26 changed from 'Message sub types' to 'Message types'
Code list	CL26	Message types
Restricted code(s)	I10	Start results
Message reference number		
Format	an..14	
Status	R	
Message function, coded		
WCO Id/Name	017	Message function, coded
Format	n..2	
Code list	CL16	Message function code
UNTED Ref/Desc	1225	Document.Function.Code
Status	R	
Restricted code(s)	27	Not accepted
Restricted code(s)	44	Accepted without reserves
Functional reference		
WCO Id/Name	D026	Functional reference number
Format	an..35	
Status	R	
GUARANTEE Occurrence 1 .. 1		
WCO Id/Name	90A	
Status	R	
Reference		
WCO Id/Name	100	Guarantee reference identifier
Format	an..35	
UNTED Ref/Desc	1154	Reference. Identifier
Status	R	
Guarantee type		
WCO Id/Name	101	Security details, coded
Format	an..3	
Code list	CL12	Guarantee type code
UNTED Ref/Desc	4377	Obligation.Guarantee.Code
Status	R	
Guarantee status		
Format	an..3	
Code list	CL22	Guarantee status
UNTED Ref/Desc	-	
Description	-	
Status	R	
GUARANTEECHAIN Occurrence 1 .. 1		
WCO Id/Name	19B	
Status	R	
Code		
Format	an..17	
WCO Id/Name	R055	Surety, coded
UNTED Ref/Desc	3039	Party. Identifier
Status	R	
TIROPERATION Occurrence 1 .. 1		
Status	R	
Sequence number		
WCO Id/Name	006	Sequence number
Format	n..5	
UNTED Ref/Desc	1050	Sequence. Position.Identifier
Status	R	
Registration number		
Format	an..35	
UNTED Ref/Desc	-	
Status	R	
START Occurrence 1 .. 1		

Status	R	
Date		
Format	n..17	
UNTED Ref/Desc	2380	Date Or Time Or Period. Text
Status	R	
HOLDER		Occurrence 1 .. 1
WCO Id/Name	28B	
Status	R	
Code		
Format	an..17	
WCO Id/Name	R002	Transit principal, coded
UNTED Ref/Desc	3039	Party. Identifier
Code list	CL15	International TIR database
Status	R	
Current status		
Code list	CL23	Holder status
Format	an..3	
UNTED Ref/Desc	-	
Status	R	
ACTIVWITHDRAWAL		Occurrence 0 .. 1
Status	O	
Start		
Format	n..17	
UNTED Ref/Desc	2380	Date Or Time Or Period. Text
Status	R	
End		
Format	n..17	
UNTED Ref/Desc	2380	Date Or Time Or Period. Text
Status	O	
ACTIVEEXCLUSION		Occurrence 0 .. unbounded
Status	O	
Start		
Format	n..17	
UNTED Ref/Desc	2380	Date Or Time Or Period. Text
Status	R	
End		
Format	n..17	
UNTED Ref/Desc	2380	Date Or Time Or Period. Text
Status	O	
Country, coded		
Code list	CL04	Country name code
WCO Id/Name	242	Country, coded
UNTED Ref/Desc	3207	Country.Identifier
Format	a2	
Status	R	
ERROR		Occurrence 0 .. unbounded
WCO Id/Name	53A	
Status	D	
Condition	C006	
ChangeLog	v. 0.1	Changed cardinality from 0..1 to 0..unbounded
Error, coded		
WCO Id/Name	377	Error, coded
Format	an..8	
Code list	CL99	Error code (to be developed)
UNTED Ref/Desc	9321	Application. Error.Code
Status	R	
POINTER		Occurrence 1 .. unbounded
WCO Id/Name	97A	
Status	R	

Sequence number		
WCO Id/Name	006	Sequence number
Format	n..5	
UNTDDED Ref/Desc	1050	Sequence. Position.Identifier
Status	R	
Document/message section, coded		
WCO Id/Name	375	Document/message section, coded
Format	an..3	
Code list	CL18	Message section code (codes to be defined)
UNTDDED Ref/Desc	1049	Document. Section.Code
Status	R	
Tag identifier		
WCO Id/Name	381	Tag identifier
Format	an..4	
Code list	CL19	Pointer code (codes to be defined)
UNTDDED Ref/Desc	9062	Data Element. Tag.Identifier
Status	R	

3.2.5.2.11 III – Terminate TIR operation

a. Introduction

This message allows Customs authorities to record information related to the terminations of TIR operations.

b. Classes (English Only)

Message			
Guarantee	1	.. 1	R
GuaranteeChain	1	.. 1	R
TIROperation	1	.. 1	R
Termination	1	.. 1	R
CustomsOffice	1	.. 1	R
ControlResult	1	.. unbounded	R
ControlType	1	.. 1	R
Consignment	0	.. unbounded	O
TransportEquipment	1	.. unbounded	R
Seal	1	.. unbounded	R
Holder	1	.. 1	R

c. Classes and attributes (English Only)

Message	
Type, coded	
Message reference number	
Message function, coded	
GUARANTEE	Occurrence 1 .. 1
Reference	
Validity	
Guarantee type	
GUARANTEECHAIN	Occurrence 1 .. 1
Code	
TIROPERATION	Occurrence 1 .. 1
Sequence number	
Registration number	
TERMINATION	Occurrence 1 .. 1

—Date	
—Number of packages	
—Reservations	
—CUSTOMSOFFICE	Occurrence 1 .. 1
—Customs office, coded	
—CONTROLRESULT	Occurrence 1 .. unbounded
—Code	
—CONTROLTYPE	Occurrence 1 .. 1
—Identification	
—CONSIGNMENT	Occurrence 0 .. unbounded
—Sequence number	
—TRANSPORTEQUIPMENT	Occurrence 1 .. unbounded
—Identification	
—SEAL	Occurrence 1 .. unbounded
—Sequence number	
—Seal number	
—Seal type code	
—HOLDER	Occurrence 1 .. 1
—Code	

d. Message details (English Only)

Message		
ChangeLog	v. 0.1	Removed 'Sender identification' from the Data model. Is technical attribute.
—Type, coded		
Format	an..3	
WCO Id/Name	D013	Declaration name, coded
UNTED Ref/Desc	1001	Document. Type.Code
Status	R	
ChangeLog	v. 0.1	CL06 (Document name code) replaced by CL26 (Message sub types) Name of CL26 changed from 'Message sub types' to 'Message types'
Code list	CL26	Message types
Restricted code(s)	I11	Terminate TIR operation
—Message reference number		
Format	an..14	
Status	R	
—Message function, coded		
WCO Id/Name	017	Message function, coded
Format	n..2	
Code list	CL16	Message function code
UNTED Ref/Desc	1225	Document.Function.Code
Status	R	
Restricted code(s)	9	Original
—GUARANTEE		Occurrence 1 .. 1
WCO Id/Name	90A	
Status	R	
—Reference		
WCO Id/Name	100	Guarantee reference identifier
Format	an..35	
UNTED Ref/Desc	1154	Reference. Identifier
Status	R	
—Validity		
WCO Id/Name	275	LPCO Expiration (Expiry) Date
Format	an..17	
UNTED Ref/Desc	2380	Date Or Time Or Period. Text
Status	R	

Guarantee type			
WCO Id/Name	101	Security details, coded	
Format	an..3		
Code list	CL12	Guarantee type code	
UNTDED Ref/Desc	4377	Obligation.Guarantee.Code	
Status	R		
GUARANTEECHAIN		Occurrence	1 .. 1
WCO Id/Name	19B		
Status	R		
Code			
Format	an..17		
WCO Id/Name	R055	Surety, coded	
UNTDED Ref/Desc	3039	Party. Identifier	
Status	R		
TIROPERATION		Occurrence	1 .. 1
Status	R		
Sequence number			
WCO Id/Name	006	Sequence number	
Format	n..5		
UNTDED Ref/Desc	1050	Sequence. Position.Identifier	
Status	R		
Registration number			
Format	an..35		
UNTDED Ref/Desc	-		
Status	R		
TERMINATION		Occurrence	1 .. 1
Status	R		
Date			
Format	n..17		
UNTDED Ref/Desc	2380	Date Or Time Or Period. Text	
Status	R		
Number of packages			
WCO Id/Name	144	Number of packages	
Format	n..8		
UNTDED Ref/Desc	6061	Quantity.Quantity	
Status	R		
Reservations			
UNTDED Ref/Desc	4440	FreeText.Text	
Format	an..512		
WCO Id/Name	105	Free text	
Status	O		
CUSTOMSOFFICE		Occurrence	1 .. 1
WCO Id/Name	SC2		
Description	Customs office where the TIR operation is terminated.		
Status	R		
Customs office, coded			
WCO Id/Name		Government agency name, coded	
Format	an..17		
Code list	CL13	Customs offices database (to be developped)	
UNTDED Ref/Desc	3225	Location.Identifier	
Status	R		
CONTROLRESULT		Occurrence	1 .. unbounded
Status	R		
Code			
Code list	CL24	Control result code	
Format	an..3		
UNTDED Ref/Desc	-		
Status	R		

CONTROLTYPE		Occurrence 1 .. 1
Status	R	
Identification		
Format	an..3	
Code list	CL25	Control type code
UNTDDED Ref/Desc	-	
Status	R	
CONSIGNMENT		Occurrence 0 .. unbounded
WCO Id/Name	28A	
Status	O	
Rule	R006	
Rule	R007	
<u>ChangeLog</u>	v. 0.1	Removed ConsignmentItem class. Seals information is provided under Consignment.TransportEquipment.Seals New Rules: R006 and R007
Sequence number		
WCO Id/Name	006	Sequence number
Format	n..5	
Status	R	
UNTDDED Ref/Desc	1050	Sequence. Position.Identifier
Status	R	
TRANSPORTEQUIPMENT		Occurrence 1 .. unbounded
WCO Id/Name	31B	
<u>ChangeLog</u>	v. 0.1	Added new TransportEquipment class
Status	R	
Identification		
WCO Id/Name	159	Equipment identification number
Format	an..17	
Status	R	
UNTDDED Ref/Desc	8260	TransportEquipment.Identifier
SEAL		Occurrence 1 .. unbounded
WCO Id/Name	44B	
<u>ChangeLog</u>	v. 0.1	Added new SEAL class
Status	R	
Sequence number		
WCO Id/Name	006	Sequence number
Format	n..5	
Status	R	
Rule	R003	
Rule	R004	
UNTDDED Ref/Desc	1050	Sequence. Position.Identifier
Seal number		
WCO Id/Name	165	Seal number
Format	an..35	
Status	R	
Rule	R006	
UNTDDED Ref/Desc	9308	TransportEquipment.Seal.Identifier
SAFE information	Yes	
Seal type code		
WCO Id/Name	407	Seal Type Code
Format	an..3	
Status	O	
UNTDDED Ref/Desc	New	
Code list	CL08	Seal type code
HOLDER		Occurrence 1 .. 1

WCO Id/Name	28B	
Status	R	
Code		
Format	an..17	
WCO Id/Name	R002	Transit principal, coded
UNTED Ref/Desc	3039	Party. Identifier
Code list	CL15	International TIR database
Status	R	

3.2.5.2.12 I12 – Termination results

This message is a response to message I11. It confirms the recording of the termination of the TIR operation or error codes.

b. Classes (English Only)

Message				
Guarantee	1	..	1	R
GuaranteeChain	1	..	1	R
TIROperation	1	..	1	R
Termination	1	..	1	R
Holder	1	..	1	R
ActiveWithdrawal	0	..	1	O
ActiveExclusion	0	..	unbounded	O
Error	0	..	unbounded	D
Pointer	1	..	unbounded	R

c. Classes and attributes (English Only)

Message	
Type, coded	
Message reference number	
Message function, coded	
Functional reference	
GUARANTEE	Occurrence 1 .. 1
Reference	
Guarantee type	
Guarantee status	
GUARANTEECHAIN	Occurrence 1 .. 1
Code	
TIROPERATION	Occurrence 1 .. 1
Sequence number	
Registration number	
TERMINATION	Occurrence 1 .. 1
Date	
HOLDER	Occurrence 1 .. 1
Code	
Current status	
ACTIVEWITHDRAWAL	Occurrence 0 .. 1
Start	
End	
ACTIVEEXCLUSION	Occurrence 0 .. unbounded
Start	
End	
Country, coded	

ERROR	Occurrence 0 .. unbounded
Error, coded	
POINTER	Occurrence 1 .. unbounded
Sequence number	
Document/message section, coded	
Tag identifier	

d. Message details (English Only)

Message		
ChangeLog	v. 0.1	Removed 'Sender identification' from the Data model. Is technical attribute.
Type, coded		
Format	an..3	
WCO Id/Name	D013	Declaration name, coded
UNTED Ref/Desc	1001	Document. Type.Code
Status	R	
ChangeLog	v. 0.1	CL06 (Document name code) replaced by CL26 (Message sub types) Name of CL26 changed from 'Message sub types' to 'Message types'
Code list	CL26	Message types
Restricted code(s)	I12	Termination results
Message reference number		
Format	an..14	
Status	R	
Message function, coded		
WCO Id/Name	017	Message function, coded
Format	n..2	
Code list	CL16	Message function code
UNTED Ref/Desc	1225	Document.Function.Code
Status	R	
Restricted code(s)	27	Not accepted
Restricted code(s)	44	Accepted without reserves
Functional reference		
WCO Id/Name	D026	Functional reference number
Format	an..35	
Status	R	
GUARANTEE	Occurrence 1 .. 1	
WCO Id/Name	90A	
Status	R	
Reference		
WCO Id/Name	100	Guarantee reference identifier
Format	an..35	
UNTED Ref/Desc	1154	Reference. Identifier
Status	R	
Guarantee type		
WCO Id/Name	101	Security details, coded
Format	an..3	
Code list	CL12	Guarantee type code
UNTED Ref/Desc	4377	Obligation.Guarantee.Code
Status	R	
Guarantee status		
Format	an..3	
Code list	CL22	Guarantee status
UNTED Ref/Desc	-	
Description	-	
Status	R	
GUARANTEECHAIN	Occurrence 1 .. 1	
WCO Id/Name	19B	
Status	R	

Code			
Format	an..17		
WCO Id/Name	R055	Surety, coded	
UNTDDED Ref/Desc	3039	Party. Identifier	
Status	R		
TIROPERATION		Occurrence	1 .. 1
Status	R		
Sequence number			
WCO Id/Name	006	Sequence number	
Format	n..5		
UNTDDED Ref/Desc	1050	Sequence. Position.Identifier	
Status	R		
Registration number			
Format	an..35		
UNTDDED Ref/Desc	-		
Status	R		
TERMINATION		Occurrence	1 .. 1
Status	R		
Date			
Format	n..17		
UNTDDED Ref/Desc	2380	Date Or Time Or Period. Text	
Status	R		
HOLDER		Occurrence	1 .. 1
WCO Id/Name	28B		
Status	R		
Code			
Format	an..17		
WCO Id/Name	R002	Transit principal, coded	
UNTDDED Ref/Desc	3039	Party. Identifier	
Code list	CL15	International TIR database	
Status	R		
Current status			
Code list	CL23	Holder status	
Format	an..3		
UNTDDED Ref/Desc	-		
Status	R		
ACTIVWITHDRAWAL		Occurrence	0 .. 1
Status	O		
Start			
Format	n..17		
UNTDDED Ref/Desc	2380	Date Or Time Or Period. Text	
Status	R		
End			
Format	n..17		
UNTDDED Ref/Desc	2380	Date Or Time Or Period. Text	
Status	O		
ACTIVEEXCLUSION		Occurrence	0 .. unbounded
Status	O		
Start			
Format	n..17		
UNTDDED Ref/Desc	2380	Date Or Time Or Period. Text	
Status	R		
End			
Format	n..17		
UNTDDED Ref/Desc	2380	Date Or Time Or Period. Text	
Status	O		
Country, coded			
Code list	CL04	Country name code	
WCO Id/Name	242	Country, coded	

UNTDED Ref/Desc	3207	Country.Identifier
Format	a2	
Status	R	
ERROR	Occurrence 0 .. unbounded	
WCO Id/Name	53A	
Status	D	
Condition	C006	
ChangeLog	v. 0.1	Changed cardinality from 0..1 to 0..unbounded
Error, coded		
WCO Id/Name	377	Error, coded
Format	an..8	
Code list	CL99	Error code (to be developed)
UNTDED Ref/Desc	9321	Application. Error.Code
Status	R	
POINTER	Occurrence 1 .. unbounded	
WCO Id/Name	97A	
Status	R	
Sequence number		
WCO Id/Name	006	Sequence number
Format	n..5	
UNTDED Ref/Desc	1050	Sequence. Position.Identifier
Status	R	
Document/message section, coded		
WCO Id/Name	375	Document/message section, coded
Format	an..3	
Code list	CL18	Message section code (codes to be defined)
UNTDED Ref/Desc	1049	Document. Section.Code
Status	R	
Tag identifier		
WCO Id/Name	381	Tag identifier
Format	an..4	
Code list	CL19	Pointer code (codes to be defined)
UNTDED Ref/Desc	9062	Data Element. Tag.Identifier
Status	R	

3.2.5.2.13 I13 – Discharge TIR operation

a. Introduction

This message allows Customs authorities to record information related to the discharge of TIR operations.

b. Classes (English Only)

Message			
Guarantee	1	.. 1	R
GuaranteeChain	1	.. 1	R
TIROperation	1	.. 1	R
Discharge	1	.. 1	R
CustomsOffice	1	.. 1	R

c. Classes and attributes (English Only)

Message	
Type, coded	
Message reference number	
Message function, coded	

GUARANTEE	Occurrence 1 .. 1
Reference	
Validity	
Guarantee type	
GUARANTEECHAIN	Occurrence 1 .. 1
Code	
TIROPERATION	Occurrence 1 .. 1
Sequence number	
Registration number	
DISCHARGE	Occurrence 1 .. 1
Date	
CUSTOMSOFFICE	Occurrence 1 .. 1
Customs office, coded	

d. Message details (English Only)

Message		
ChangeLog	v. 0.1	Removed 'Sender identification' from the Data model. Is technical attribute.
Type, coded		
Format	an..3	
WCO Id/Name	D013	Declaration name, coded
UNTED Ref/Desc	1001	Document. Type.Code
Status	R	
ChangeLog	v. 0.1	CL06 (Document name code) replaced by CL26 (Message sub types) Name of CL26 changed from 'Message sub types' to 'Message types'
Code list	CL26	Message types
Restricted code(s)	I13	Discharge TIR operation
Message reference number		
Format	an..14	
Status	R	
Message function, coded		
WCO Id/Name	017	Message function, coded
Format	n..2	
Code list	CL16	Message function code
UNTED Ref/Desc	1225	Document.Function.Code
Status	R	
Restricted code(s)	9	Original
GUARANTEE	Occurrence 1 .. 1	
WCO Id/Name	90A	
Status	R	
Reference		
WCO Id/Name	100	Guarantee reference identifier
Format	an..35	
UNTED Ref/Desc	1154	Reference. Identifier
Status	R	
Validity		
WCO Id/Name	275	LPCO Expiration (Expiry) Date
Format	an..17	
UNTED Ref/Desc	2380	Date Or Time Or Period. Text
Status	R	
Guarantee type		
WCO Id/Name	101	Security details, coded
Format	an..3	
Code list	CL12	Guarantee type code
UNTED Ref/Desc	4377	Obligation.Guarantee.Code
Status	R	

GUARANTEECHAIN			Occurrence	1 .. 1
WCO Id/Name	19B			
Status	R			
Code				
Format	an..17			
WCO Id/Name	R055	Surety, coded		
UNTDDED Ref/Desc	3039	Party. Identifier		
Status	R			
TIROPERATION			Occurrence	1 .. 1
Status	R			
Sequence number				
WCO Id/Name	006	Sequence number		
Format	n..5			
UNTDDED Ref/Desc	1050	Sequence. Position.Identifier		
Status	R			
Registration number				
Format	an..35			
UNTDDED Ref/Desc	-			
Status	R			
DISCHARGE			Occurrence	1 .. 1
Status	R			
Date				
Format	n..17			
UNTDDED Ref/Desc	2380	Date Or Time Or Period. Text		
Status	R			
CUSTOMSOFFICE			Occurrence	1 .. 1
WCO Id/Name	SC2			
Description	Customs office where the TIR operation is discharged.			
Status	R			
Customs office, coded				
WCO Id/Name		Government agency name, coded		
Format	an..17			
Code list	CL13	Customs offices database (to be developed)		
UNTDDED Ref/Desc	3225	Location.Identifier		
Status	R			

3.2.5.2.14 I14 – Discharge results

a. Introduction

This message is a response to message I13. It confirms the recording of the discharge of the TIR operation or error codes.

b. Classes (English Only)

Message				
Guarantee	1	..	1	R
GuaranteeChain	1	..	1	R
TIROperation	1	..	1	R
Discharge	1	..	1	R
Error	0	..	unbounded	D
Pointer	1	..	unbounded	R

c. Classes and attributes (English Only)

Message	
—Type, coded	
—Message reference number	
—Message function, coded	
—Functional reference	
—GUARANTEE	Occurrence 1 .. 1
—Reference	
—Guarantee type	
—Guarantee status	
—GUARANTEECHAIN	Occurrence 1 .. 1
—Code	
—TIROPERATION	Occurrence 1 .. 1
—Sequence number	
—Registration number	
—DISCHARGE	Occurrence 1 .. 1
—Date	
—ERROR	Occurrence 0 .. unbounded
—Error, coded	
—POINTER	Occurrence 1 .. unbounded
—Sequence number	
—Document/message section, coded	
—Tag identifier	

d. Message details (English Only)

Message		
ChangeLog	v. 0.1	Removed 'Sender identification' from the Data model. Is technical attribute.
—Type, coded		
Format	an..3	
WCO Id/Name	D013	Declaration name, coded
UNTDDED Ref/Desc	1001	Document. Type.Code
Status	R	
ChangeLog	v. 0.1	CL06 (Document name code) replaced by CL26 (Message sub types) Name of CL26 changed from 'Message sub types' to 'Message types'
Code list	CL26	Message types
Restricted code(s)	I14	Discharge results
—Message reference number		
Format	an..14	
Status	R	
—Message function, coded		
WCO Id/Name	017	Message function, coded
Format	n..2	
Code list	CL16	Message function code
UNTDDED Ref/Desc	1225	Document.Function.Code
Status	R	
Restricted code(s)	27	Not accepted
Restricted code(s)	44	Accepted without reserves
—Functional reference		
WCO Id/Name	D026	Functional reference number
Format	an..35	
Status	R	
—GUARANTEE		Occurrence 1 .. 1
WCO Id/Name	90A	
Status	R	

Reference			
WCO Id/Name	100	Guarantee reference identifier	
Format	an..35		
UNTDED Ref/Desc	1154	Reference. Identifier	
Status	R		
Guarantee type			
WCO Id/Name	101	Security details, coded	
Format	an..3		
Code list	CL12	Guarantee type code	
UNTDED Ref/Desc	4377	Obligation.Guarantee.Code	
Status	R		
Guarantee status			
Format	an..3		
Code list	CL22	Guarantee status	
UNTDED Ref/Desc	-		
Description	-		
Status	R		
GUARANTEECHAIN Occurrence 1 .. 1			
WCO Id/Name	19B		
Status	R		
Code			
Format	an..17		
WCO Id/Name	R055	Surety, coded	
UNTDED Ref/Desc	3039	Party. Identifier	
Status	R		
TIROPERATION Occurrence 1 .. 1			
Status	R		
Sequence number			
WCO Id/Name	006	Sequence number	
Format	n..5		
UNTDED Ref/Desc	1050	Sequence. Position.Identifier	
Status	R		
Registration number			
Format	an..35		
UNTDED Ref/Desc	-		
Status	R		
DISCHARGE Occurrence 1 .. 1			
Status	R		
Date			
Format	n..17		
UNTDED Ref/Desc	2380	Date Or Time Or Period. Text	
Status	R		
ERROR Occurrence 0 .. unbounded			
WCO Id/Name	53A		
Status	D		
Condition	C006		
ChangeLog	v. 0.1	Changed cardinality from 0..1 to 0..unbounded	
Error, coded			
WCO Id/Name	377	Error, coded	
Format	an..8		
Code list	CL99	Error code (to be developed)	
UNTDED Ref/Desc	9321	Application. Error.Code	
Status	R		
POINTER Occurrence 1 .. unbounded			
WCO Id/Name	97A		
Status	R		
Sequence number			
WCO Id/Name	006	Sequence number	
Format	n..5		

UNTDDED Ref/Desc	1050	Sequence. Position.Identifier
Status	R	
Document/message section, coded		
WCO Id/Name	375	Document/message section, coded
Format	an..3	
Code list	CL18	Message section code (codes to be defined)
UNTDDED Ref/Desc	1049	Document. Section.Code
Status	R	
Tag identifier		
WCO Id/Name	381	Tag identifier
Format	an..4	
Code list	CL19	Pointer code (codes to be defined)
UNTDDED Ref/Desc	9062	Data Element. Tag.Identifier
Status	R	

3.2.5.2.15 I15 – Notify Customs

a. Introduction

This message is used by the eTIR international system to notify Customs authorities of the availability of new information.

b. Classes (English Only)

Message				
Guarantee	1	..	1	R
GuaranteeChain	1	..	1	R
TIROperation	0	..	unbounded	O
Start	0	..	1	O
CustomsOffice	1	..	1	R
NationalItinerary	0	..	unbounded	O
ControlResult	1	..	unbounded	R
ControlType	1	..	1	R
Consignment	0	..	unbounded	O
TransportEquipment	1	..	unbounded	R
Seal	1	..	unbounded	R
Termination	0	..	1	O
CustomsOffice	1	..	1	R
ControlResult	1	..	unbounded	R
ControlType	1	..	1	R
Consignment	0	..	unbounded	O
TransportEquipment	1	..	unbounded	R
Seal	1	..	unbounded	R
Discharge	0	..	1	O
CustomsOffice	1	..	1	R
Holder	1	..	1	R
Address	1	..	1	R
ActiveWithdrawal	0	..	1	O
ActiveExclusion	0	..	unbounded	O
AdvancedCargoInformation	0	..	unbounded	O
AdditionalInformation	1	..	1	R
Agent	0	..	1	O
Amendment	1	..	unbounded	R
Pointer	1	..	unbounded	R
SubContractor	0	..	1	O
Address	0	..	1	D
Consignment	1	..	unbounded	R
AttachedDocuments	0	..	unbounded	O
ConsignmentItem	1	..	unbounded	R
AdditionalInformation	0	..	unbounded	O
Goods	1	..	1	R

Classification	0	..	unbounded	O
Consignee	0	..	1	O
Address	0	..	1	D
Consignor	0	..	1	O
Address	0	..	unbounded	D
DeliveryDestination	1	..	1	R
Address	1	..	1	R
GoodsMeasure	1	..	1	R
Packaging	1	..	1	R
TransportEquipment	0	..	1	D
UCR	0	..	unbounded	O
LoadingLocation	0	..	1	O
NotifyParty	0	..	1	O
Address	0	..	1	D
CustomsOfficeOfDeparture	1	..	1	R
CustomsOfficeOfDestination	1	..	1	R
TransportMeans	1	..	unbounded	R
CountryOfRouting	1	..	unbounded	R
CertificateOfApproval	0	..	1	O
TransportEquipment	0	..	unbounded	D
Seal	0	..	unbounded	O
Holder	1	..	1	R
Address	0	..	1	O
Guarantee	1	..	1	R

c. Classes and attributes (English Only)

Message	
—Type, coded	
—Message reference number	
—Message function, coded	
GUARANTEE	Occurrence 1 .. 1
—Reference	
—Validity	
—Guarantee type	
—Guarantee status	
GUARANTEECHAIN	Occurrence 1 .. 1
—Code	
TIROPERATION	Occurrence 0 .. unbounded
—Sequence number	
—Registration number	
START	Occurrence 0 .. 1
—Date	
—Remarks	
—Time limit	
CUSTOMSOFFICE	Occurrence 1 .. 1
—Customs office, coded	
NATIONALITINERARY	Occurrence 0 .. unbounded
—Customs office, coded	
CONTROLRESULT	Occurrence 1 .. unbounded
—Code	
CONTROLTYPE	Occurrence 1 .. 1
—Identification	
CONSIGNMENT	Occurrence 0 .. unbounded
—Sequence number	
TRANSPORTEQUIPMENT	Occurrence 1 .. unbounded

Identification	
SEAL	Occurrence 1 .. unbounded
Sequence number	
Seal number	
Seal type code	
TERMINATION	Occurrence 0 .. 1
Date	
Number of packages	
Reservations	
CUSTOMSOFFICE	Occurrence 1 .. 1
Customs office, coded	
CONTROLRESULT	Occurrence 1 .. unbounded
Code	
CONTROLTYPE	Occurrence 1 .. 1
Identification	
CONSIGNMENT	Occurrence 0 .. unbounded
Sequence number	
TRANSPORTEQUIPMENT	Occurrence 1 .. unbounded
Identification	
SEAL	Occurrence 1 .. unbounded
Sequence number	
Seal number	

Seal type code	
DISCHARGE	Occurrence 0 .. 1
Date	
CUSTOMSOFFICE	Occurrence 1 .. 1
Customs office, coded	
HOLDER	Occurrence 1 .. 1
Name	
Code	
Current status	
ADDRESS	Occurrence 1 .. 1
City name	
Country, coded	
Street and number/P.O. Box	
Postcode identification	
ACTIVWITHDRAWAL	Occurrence 0 .. 1
Start	
End	
ACTIVEEXCLUSION	Occurrence 0 .. unbounded
Start	
End	
Country, coded	
ADVANCEDCARGOINFORMATION	Occurrence 0 .. unbounded
Date	
Reference	
Total gross weight	
ADDITIONALINFORMATION	Occurrence 1 .. 1
Remarks	
Heavy and bulky goods indicator	
AGENT	Occurrence 0 .. 1
Code	
Role, coded	
AMENDMENT	Occurrence 1 .. unbounded
Amendment code	
POINTER	Occurrence 1 .. unbounded
Sequence number	
Document/message section, coded	
Tag identifier	
SUBCONTRACTOR	Occurrence 0 .. 1
Name	
Code	
ADDRESS	Occurrence 0 .. 1
City name	
Country, coded	
Street and number/P.O. Box	
Postcode identification	
CONSIGNMENT	Occurrence 1 .. unbounded
Sequence number	
ATTACHEDDOCUMENTS	Occurrence 0 .. unbounded
Issuing date	
Number	
Type, coded	
CONSIGNMENTITEM	Occurrence 1 .. unbounded

Sequence number	
ADDITIONALINFORMATION	Occurrence 0 .. unbounded
Remarks	
GOODS	Occurrence 1 .. 1
Description	
CLASSIFICATION	Occurrence 0 .. unbounded
Code	
Type	
CONSIGNEE	Occurrence 0 .. 1
Name	
Code	
ADDRESS	Occurrence 0 .. 1
City name	
Country, coded	
Street and number/P.O. Box	
Postcode identification	
CONSIGNOR	Occurrence 0 .. 1
Name	
Code	
ADDRESS	Occurrence 0 .. unbounded
City name	
Country, coded	
Street and number/P.O. Box	
Postcode identification	
DELIVERYDESTINATION	Occurrence 1 .. 1
Name	
ADDRESS	Occurrence 1 .. 1
City name	
Country, coded	
Street and number/P.O. Box	
Postcode identification	
GOODSMEASURE	Occurrence 1 .. 1
Gross weight	
PACKAGING	Occurrence 1 .. 1
Marks and numbers	
Number of packages	
Type, coded	
TRANSPORTEQUIPMENT	Occurrence 0 .. 1
Identification	
UCR	Occurrence 0 .. unbounded
Identifier	
LOADINGLOCATION	Occurrence 0 .. 1
Name	
NOTIFYPARTY	Occurrence 0 .. 1
Name	
Code	
ADDRESS	Occurrence 0 .. 1
City name	
Country, coded	
Street and number/P.O. Box	
Postcode identification	
CUSTOMSOFFICEOFDEPARTURE	Occurrence 1 .. 1

Code	
CUSTOMSOFFICEOFDESTINATION	Occurrence 1 .. 1
Code	
TRANSPORTMEANS	Occurrence 1 .. unbounded
Identification	
Type, coded	
Nationality	
Conveyance reference number	
COUNTRYOFROUTING	Occurrence 1 .. unbounded
Country, coded	
CERTIFICATEOFAPPROVAL	Occurrence 0 .. 1
Date	
Number	
Type, coded	
TRANSPORTEQUIPMENT	Occurrence 0 .. unbounded
Sequence number	
Size and type identification	
Identification	
SEAL	Occurrence 0 .. unbounded
Sequence number	
Seal number	
Seal type code	
HOLDER	Occurrence 1 .. 1
Name	
Code	
ADDRESS	Occurrence 0 .. 1
City name	
Country, coded	
Street and number/P.O. Box	
Postcode identification	
GUARANTEE	Occurrence 1 .. 1
Reference	
Validity	
Guarantee type, coded	

d. Message details (English Only)

Message		
ChangeLog	v. 0.1	Removed 'Sender identification' from the Data model. Is technical attribute.
Type, coded		
Format	an..3	
WCO Id/Name	D013	Declaration name, coded
UNTED Ref/Desc	1001	Document. Type.Code
Status	R	
ChangeLog	v. 0.1	CL06 (Document name code) replaced by CL26 (Message sub types) Name of CL26 changed from 'Message sub types' to 'Message types'
Code list	CL26	Message types
Restricted code(s)	I15	Notify Customs
Message reference number		
Format	an..14	
Status	R	
Message function, coded		
WCO Id/Name	017	Message function, coded
Format	n..2	
Code list	CL16	Message function code

UNTDED Ref/Desc	1225	Document.Function.Code	
Status	R		
Restricted code(s)	9	Original	
GUARANTEE		Occurrence	1 .. 1
WCO Id/Name	90A		
Status	R		
Reference			
WCO Id/Name	100	Guarantee reference identifier	
Format	an..35		
UNTDED Ref/Desc	1154	Reference. Identifier	
Status	R		
Validity			
WCO Id/Name	275	LPCO Expiration (Expiry) Date	
Format	an..17		
UNTDED Ref/Desc	2380	Date Or Time Or Period. Text	
Status	R		
Guarantee type			
WCO Id/Name	101	Security details, coded	
Format	an..3		
Code list	CL12	Guarantee type code	
UNTDED Ref/Desc	4377	Obligation.Guarantee.Code	
Status	R		
Guarantee status			
Format	an..3		
Code list	CL22	Guarantee status	
UNTDED Ref/Desc	-		
Description	-		
Status	R		
GUARANTEECHAIN		Occurrence	1 .. 1
WCO Id/Name	19B		
Status	R		
Code			
Format	an..17		
WCO Id/Name	R055	Surety, coded	
UNTDED Ref/Desc	3039	Party. Identifier	
Status	R		
TIROPERATION		Occurrence	0 .. unbounded
Status	O		
Sequence number			
WCO Id/Name	006	Sequence number	
Format	n..5		
UNTDED Ref/Desc	1050	Sequence. Position.Identifier	
Status	R		
Registration number			
Format	an..35		
UNTDED Ref/Desc	-		
Status	R		
START		Occurrence	0 .. 1
Status	O		
Date			
Format	n..17		
UNTDED Ref/Desc	2380	Date Or Time Or Period. Text	
Status	R		
Remarks			
Format	an..512		
UNTDED Ref/Desc	4440	FreeText.Text	
WCO Id/Name	105	Free text	
Status	O		
Time limit			

Format	n..17	
UNTDDED Ref/Desc	2380	Date Or Time Or Period. Text
Status	O	
CUSTOMSOFFICE	Occurrence	1 .. 1
WCO Id/Name	SC2	
Description	Customs office where the TIR operation is started.	
Status	R	
Customs office, coded		
WCO Id/Name	Government agency name, coded	
Format	an..17	
Code list	CL13	Customs offices database (to be developed)
UNTDDED Ref/Desc	3225	Location.Identifier
Status	R	
NATIONALITINERARY	Occurrence	0 .. unbounded
WCO Id/Name	SC2	
Status	O	
Customs office, coded		
WCO Id/Name	Government agency name, coded	
Format	an..17	
Code list	CL13	Customs offices database (to be developed)
UNTDDED Ref/Desc	3225	Location.Identifier
Status	R	
CONTROLRESULT	Occurrence	1 .. unbounded
Status	R	
Code		
Code list	CL24	Control result code
Format	an..3	
UNTDDED Ref/Desc -		
Status	R	
CONTROLTYPE	Occurrence	1 .. 1
Status	R	
Identification		
Format	an..3	
Code list	CL25	Control type code
UNTDDED Ref/Desc	-	
Status	R	
CONSIGNMENT	Occurrence	0 .. unbounded
WCO Id/Name	28A	
Status	O	
Rule	R007	
Rule	R006	
ChangeLog	v. 0.1	Removed ConsignmentItem class. Seals information is provided under Consignment.TransportEquipment.Seals New Rules: R006 and R007
Sequence number		
WCO Id/Name	006	Sequence number
Format	n..5	
Status	R	
UNTDDED Ref/Desc	1050	Sequence. Position.Identifier
Status	R	
TRANSPORTEQUIPMENT	Occurrence	1 .. unbounded
WCO Id/Name	31B	
ChangeLog	v. 0.1	Added new TransportEquipment class
Status	R	
Identification		
WCO Id/Name	159	Equipment identification number
Format	an..17	
Status	R	

UNTDDED Ref/ Desc	8260	TransportEquipment.Identifier
SEAL		Occurrence 1 .. unbounded
WCO Id/Name	44B	
<u>ChangeLog</u>	v. 0.1	Added new SEAL class
Status	R	
Sequence number		
WCO Id/Name	006	Sequence number
Format	n..5	
Status	R	
Rule	R003	
Rule	R004	
UNTDDED Ref/ Desc	1050	Sequence. Position.Identifier
Seal number		
WCO Id/Name	165	Seal number
Format	an..35	
Status	R	
Rule	R005	
UNTDDED Ref/ Desc	9308	TransportEquipment.Seal.Identifier
SAFE information	Yes	
Seal type code		
WCO Id/Name	407	Seal Type Code
Format	an..3	
Status	O	
UNTDDED Ref/Desc	New	
Code list	CL08	Seal type code
TERMINATION		Occurrence 0 .. 1
Status	O	
Date		
Format	n..17	
UNTDDED Ref/Desc	2380	Date Or Time Or Period. Text
Status	R	
Number of packages		
WCO Id/Name	144	Number of packages
Format	n..8	
UNTDDED Ref/Desc	6061	Quantity.Quantity
Status	R	
Reservations		
UNTDDED Ref/Desc	4440	FreeText.Text
Format	an..512	
WCO Id/Name	105	Free text
Status	O	
CUSTOMSOFFICE		Occurrence 1 .. 1
WCO Id/Name	SC2	
Description	Customs office where the TIR operation is terminated.	
Status	R	
Customs office, coded		
WCO Id/Name		Government agency name, coded
Format	an..17	
Code list	CL13	Customs offices database (to be developped)
UNTDDED Ref/Desc	3225	Location.Identifier
Status	R	
CONTROLRESULT		Occurrence 1 .. unbounded
Status	R	
Code		
Code list	CL24	Control result code

	Format	an..3	
	UNTDDED Ref/Desc	-	
	Status	R	
	CONTROLTYPE		Occurrence 1 .. 1
	Status	R	
	Identification		
	Format	an..3	
	Code list	CL25	Control type code
	UNTDDED Ref/Desc	-	
	Status	R	
	CONSIGNMENT		Occurrence 0 .. unbounded
	WCO Id/Name	28A	
	Status	O	
	Rule	R006	
	Rule	R007	
	ChangeLog	v. 0.1	Removed ConsignmentItem class. Seals information is provided under Consignment.TransportEquipment.Seals New Rules: R006 and R007
	Sequence number		
	WCO Id/Name	006	Sequence number
	Format	n..5	
	Status	R	
	UNTDDED Ref/Desc	1050	Sequence. Position.Identifier
	Status	R	
	TRANSPORTEQUIPMENT		Occurrence 1 .. unbounded
	WCO Id/Name	31B	
	ChangeLog	v. 0.1	Added new TransportEquipment class
	Status	R	
	Identification		
	WCO Id/Name	159	Equipment identification number
	Format	an..17	
	Status	R	
	UNTDDED Ref/Desc	8260	TransportEquipment.Identifier
	SEAL		Occurrence 1 .. unbounded
	WCO Id/Name	44B	
	ChangeLog	v. 0.1	Added new SEAL class
	Status	R	
	Sequence number		
	WCO Id/Name	006	Sequence number
	Format	n..5	
	Status	R	
	Rule	R003	
	Rule	R004	
	UNTDDED Ref/Desc	1050	Sequence. Position.Identifier
	Seal number		
	WCO Id/Name	165	Seal number
	Format	an..35	
	Status	R	
	Rule	R006	
	UNTDDED Ref/Desc	9308	TransportEquipment.Seal.Identifier
	SAFE information	Yes	
	Seal type code		
	WCO Id/Name	407	Seal Type Code
	Format	an..3	
	Status	O	

UNTDED Ref/Desc	New		
Code list	CL08	Seal type code	
DISCHARGE		Occurrence	0 .. 1
Status	O		
Date			
Format	n..17		
UNTDED Ref/Desc	2380	Date Or Time Or Period. Text	
Status	R		
CUSTOMSOFFICE		Occurrence	1 .. 1
WCO Id/Name	SC2		
Description	Customs office where the TIR operation is discharged.		
Status	R		
Customs office, coded			
WCO Id/Name		Government agency name, coded	
Format	an..17		
Code list	CL13	Customs offices database (to be developed)	
UNTDED Ref/Desc	3225	Location.Identifier	
Status	R		
HOLDER		Occurrence	1 .. 1
WCO Id/Name	28B		
Status	R		
Name			
Format	an..70		
WCO Id/Name	R001	Transit principal - name	
UNTDED Ref/Desc	3036	Party.Name.Text	
Status	R		
Code			
Format	an..17		
WCO Id/Name	R002	Transit principal, coded	
UNTDED Ref/Desc	3039	Party. Identifier	
Code list	CL15	International TIR database	
Status	R		
Current status			
Code list	CL23	Holder status	
Format	an..3		
UNTDED Ref/Desc	-		
Status	R		
ADDRESS		Occurrence	1 .. 1
WCO Id/Name	04A		
Status	R		
City name			
WCO Id/Name	241	City name	
Format	an..35		
UNTDED Ref/Desc	3164	Address.City.Name	
Status	R		
Country, coded			
WCO Id/Name	242	Country, coded	
Format	a2		
Code list	CL04	Country name code	
UNTDED Ref/Desc	3207	Country.Identifier	
Status	R		
Street and number/P.O. Box			
WCO Id/Name	239	Street and number/P.O. Box	
Format	an..70		
UNTDED Ref/Desc	3042	Postal.DeliveryPoint.Text	
Status	R		
Postcode identification			
WCO Id/Name	245	Postcode identification	
Format	an..9		

UNTDDED Ref/Desc	3251	Postal.Identifier
Status	R	
ACTIVewithDRAWAL		Occurrence 0 .. 1
Status	O	
Start		
Format	n..17	
UNTDDED Ref/Desc	2380	Date Or Time Or Period. Text
Status	R	
End		
Format	n..17	
UNTDDED Ref/Desc	2380	Date Or Time Or Period. Text
Status	O	
ACTIVEEXCLUSION		Occurrence 0 .. unbounded
Status	O	
Start		
Format	n..17	
UNTDDED Ref/Desc	2380	Date Or Time Or Period. Text
Status	R	
End		
Format	n..17	
UNTDDED Ref/Desc	2380	Date Or Time Or Period. Text
Status	O	
Country, coded		
Code list	CL04	Country name code
WCO Id/Name	242	Country, coded
UNTDDED Ref/Desc	3207	Country.Identifier
Format	a2	
Status	R	
ADVANCEDCARGOINFORMATION		Occurrence 0 .. unbounded
WCO Id/Name	42A	
Status	O	
Date		
Format	an..17	
WCO Id/Name	D011	Declaration issuing date
UNTDDED Ref/Desc	2380	Date Or Time Or Period. Text
Status	R	
Reference		
Format	an..35	
WCO Id/Name	D014	Declaration reference number
UNTDDED Ref/Desc	1004	Document. Identifier
Status	R	
Total gross weight		
WCO Id/Name	131	Total gross weight
Format	n..16,6	
UNTDDED Ref/Desc	6092	DocumentDeclaredGrossWeight.Measure
SAFE information	Yes	
Status	R	
ADDITIONALINFORMATION		Occurrence 1 .. 1
WCO Id/Name	03A	
Status	R	
Remarks		
WCO Id/Name	105	Free text
Format	an..512	
UNTDDED Ref/Desc	4440	FreeText.Text
Status	R	
Heavy and bulky goods indicator		
WCO Id/Name	226	Additional statement code
Format	an..17	
Code list	CL14	Indicator

UNTDED Ref/Desc	4441	FreeText.Code
Status	R	
AGENT		Occurrence 0 .. 1
WCO Id/Name	05A	
SAFE information	Yes	
Status	O	
Code		
Format	an..17	
WCO Id/Name	R004	Agent, coded
UNTDED Ref/Desc	3039	Party. Identifier
Status	R	
Role, coded		
Format	an..3	
WCO Id/Name	R005	Role code
UNTDED Ref/Desc	3035	Party. Function.Code
Code list	CL02	Party role codes
Status	R	
AMENDMENT		Occurrence 1 .. unbounded
WCO Id/Name	06A	
Status	R	
Amendment code		
WCO Id/Name	099	Amendment code
Format	an..3	
Code list	CL17	Amendment code
UNTDED Ref/Desc	4295	Change.Reason.Code
Status	R	
POINTER		Occurrence 1 .. unbounded
WCO Id/Name	97A	
Status	R	
Sequence number		
WCO Id/Name	006	Sequence number
Format	n..5	
UNTDED Ref/Desc	1050	Sequence. Position.Identifier
Status	R	
Document/message section, coded		
WCO Id/Name	375	Document/message section, coded
Format	an..3	
Code list	CL18	Message section code (codes to be defined)
UNTDED Ref/Desc	1049	Document. Section.Code
Status	R	
Tag identifier		
WCO Id/Name	381	Tag identifier
Format	an..4	
Code list	CL19	Pointer code (codes to be defined)
UNTDED Ref/Desc	9162	Data Element. Tag.Identifier
Status	R	
SUBCONTRACTOR		Occurrence 0 .. 1
WCO Id/Name	18A	
Status	O	
Name		
Format	an..70	
WCO Id/Name	R011	Carrier - name
UNTDED Ref/Desc	3036	Party.Name.Text
Condition	C001	
Status	D	
Code		
Format	an..17	
WCO Id/Name	R012	Carrier identification
UNTDED Ref/Desc	3039	Party. Identifier

Code list	CL15	International TIR database
Condition	C001	
Status	D	
ADDRESS		Occurrence 0 .. 1
WCO Id/Name	04A	
Condition	C001	
Status	D	
City name		
WCO Id/Name	241	City name
Format	an..35	
UNTDDED Ref/Desc	3164	Address.City.Name
Status	R	
Country, coded		
WCO Id/Name	242	Country, coded
Format	a2	
Code list	CL04	Country name code
UNTDDED Ref/Desc	3207	Country.Identifier
Status	R	
Street and number/P.O. Box		
WCO Id/Name	239	Street and number/P.O. Box
Format	an..70	
UNTDDED Ref/Desc	3042	Postal.DeliveryPoint.Text
Status	R	
Postcode identification		
WCO Id/Name	245	Postcode identification
Format	an..9	
UNTDDED Ref/Desc	3251	Postal.Identifier
Status	R	
CONSIGNMENT		Occurrence 1 .. unbounded
WCO Id/Name	28A	
Status	R	
Rule	R007	
Sequence number		
WCO Id/Name	006	Sequence number
Format	n..5	
UNTDDED Ref/Desc	1050	Sequence. Position.Identifier
Status	R	
ATTACHEDDOCUMENTS		Occurrence 0 .. unbounded
WCO Id/Name	02A	
Remark	Also needed for EX1, not in Objecteering	
Status	O	
Issuing date		
Format	an..17	
WCO Id/Name	D002	Additional document issuing date
UNTDDED Ref/Desc	2380	Date Or Time Or Period. Text
Status	R	
Number		
Format	an..35	
WCO Id/Name	D005	Additional document reference number
UNTDDED Ref/Desc	1004	Document. Identifier
Status	R	
Type, coded		
Format	an..3	
WCO Id/Name	D006	Additional document type, coded
Code list	06	Document name code
Status	R	
CONSIGNMENTITEM		Occurrence 1 .. unbounded
WCO Id/Name	29A	
Status	R	

Sequence number		
WCO Id/Name	006	Sequence number
Format	n..5	
UNTDDED Ref/Desc	1050	Sequence. Position.Identifier
Status	R	
ADDITIONAL INFORMATION		Occurrence 0 .. unbounded
WCO Id/Name	03A	
Status	O	
Remarks		
WCO Id/Name	105	Free text
Format	an..512	
UNTDDED Ref/Desc	4440	FreeText.Text
Status	R	
GOODS		Occurrence 1 .. 1
WCO Id/Name	23A	
Status	R	
Description		
WCO Id/Name	138	Brief cargo description
Format	an..256	
UNTDDED Ref/Desc	7002	GoodsItem.Description.Text
SAFE information	Yes	
Status	D	
Condition	C004	
CLASSIFICATION		Occurrence 0 .. unbounded
WCO Id/Name	21A	
SAFE information	Yes	
Status	O	
Code		
WCO Id/Name	145	Commodity Classification
Format	an..18	
UNTDDED Ref/Desc	7357	Goods Item. Type.Code
Type		
WCO Id/Name	337	Commodity Classification Type
Format	an..3	
Code list	CL03	Item type identification code
UNTDDED Ref/Desc	7143	Line Item. Identifier Type.Identifier
CONSIGNEE		Occurrence 0 .. 1
WCO Id/Name	27A	
SAFE information	Yes	
Status	O	
Name		
Format	an..70	
WCO Id/Name	R014	Consignee name
UNTDDED Ref/Desc	3036	Party.Name.Text
Status	D	
Condition	C001	
Code		
Format	an..17	
WCO Id/Name	R015	Consignee, coded
UNTDDED Ref/Desc	3039	Party. Identifier
Status	D	
Condition	C001	

		ADDRESS	Occurrence 0 .. 1
		WCO Id/Name 04A	
		Status D	
		Condition C001	
		City name	
		WCO Id/Name 241	City name
		Format an..35	
		UNTDDED Ref/ 3164	Address.City.Name
		Desc	
		Status R	
		Country, coded	
		WCO Id/Name 242	Country, coded
		Format a2	
		Code list CL04	Country name code
		UNTDDED Ref/ 3207	Country.Identifier
		Desc	
		Status R	
		Street and number/P.O. Box	
		WCO Id/Name 239	Street and number/P.O. Box
		Format an..70	
		UNTDDED Ref/ 3042	Postal.DeliveryPoint.Text
		Desc	
		Status R	
		Postcode identification	
		WCO Id/Name 245	Postcode identification
		Format an..9	
		UNTDDED Ref/Desc 3251	Postal.Identifier
		Status R	
		CONSIGNOR	Occurrence 0 .. 1
		WCO Id/Name 30A	
		SAFE Yes	
		information	
		Status O	
		Name	
		Format an..70	
		WCO Id/Name R020	Consignor - name
		UNTDDED Ref/ 3036	Party.Name.Text
		Desc	
		Status D	
		Condition C001	
		Code	
		Format an..17	
		WCO Id/Name R021	Consignor, coded
		UNTDDED Ref/ 3039	Party. Identifier
		Desc	
		Status D	
		Condition C001	
		ADDRESS	Occurrence 0 .. unbounded
		WCO Id/Name 04A	
		Status D	
		Condition C001	
		City name	
		WCO Id/Name 241	City name
		Format an..35	
		UNTDDED Ref/ 3164	Address.City.Name
		Desc	
		Status R	
		Country, coded	
		WCO Id/Name 242	Country, coded

		Format	a2	
		Code list	CL04	Country name code
		UNTDDED Ref/	3207	Country.Identifier
		Desc		
		Status	R	
		Street and number/P.O. Box		
		WCO Id/Name	239	Street and number/P.O. Box
		Format	an..70	
		UNTDDED Ref/	3042	Postal.DeliveryPoint.Text
		Desc		
		Status	R	
		Postcode identification		
		WCO Id/Name	245	Postcode identification
		Format	an..9	
		UNTDDED Ref/Desc	3251	Postal.Identifier
		Status	R	
		DELIVERYDESTINATION		
				Occurrence 1 .. 1
		WCO Id/Name	44A	
		SAFE information	Yes	
		Status	R	
		Name		
		Format	an..70	
		WCO Id/Name	R027	Deliver to party
		UNTDDED Ref/	3036	Party.Name.Text
		Desc		
		Status	R	
		ADDRESS		
				Occurrence 1 .. 1
		WCO Id/Name	04A	
		Status	R	
		City name		
		WCO Id/Name	241	City name
		Format	an..35	
		UNTDDED Ref/	3164	Address.City.Name
		Desc		
		Status	R	
		Country, coded		
		WCO Id/Name	242	Country, coded
		Format	a2	
		Code list	CL04	Country name code
		UNTDDED Ref/	3207	Country.Identifier
		Desc		
		Status	R	
		Street and number/P.O. Box		
		WCO Id/Name	239	Street and number/P.O. Box
		Format	an..70	
		UNTDDED Ref/	3042	Postal.DeliveryPoint.Text
		Desc		
		Status	R	
		Postcode identification		
		WCO Id/Name	245	Postcode identification
		Format	an..9	
		UNTDDED Ref/Desc	3251	Postal.Identifier
		Status	R	
		GOODSMEASURE		
				Occurrence 1 .. 1
		WCO Id/Name	65A	
		Status	R	
		Gross weight		
		WCO Id/Name	126	Gross weight item level

Format	n..16,6	
UNTDDED Ref/Desc	6018	LineItem.GrossWeight.Measure
Status	R	
PACKAGING		Occurrence 1 .. 1
WCO Id/Name	93A	
Status	R	
Marks and numbers		
WCO Id/Name	142	Shipping marks
Format	an..512	
UNTDDED Ref/Desc	7102	GoodsItem.ShippingMarks.Text
Status	R	
Number of packages		
WCO Id/Name	144	Number of packages
Format	n..8	
UNTDDED Ref/Desc	6061	Quantity.Quantity
Status	R	
SAFE information	Yes	
Type, coded		
WCO Id/Name	141	Type of packages identification, coded
Format	an..2	
Code list	CL07	Package type description code
UNTDDED Ref/Desc	7065	Package.Type.Code
SAFE information	Yes	
Status	R	
TRANSPORTEQUIPMENT		Occurrence 0 .. 1
WCO Id/Name	31B	
ChangeLog	v. 0.1	The attributes 'Seal number' and 'Size and type identification' moved to 'Consignment.TransportEquipment.Seals' and 'Consignment.TransportEquipment' class.
SAFE information	Yes	
Status	D	
Condition	C003	
Identification		
WCO Id/Name	159	Equipment identification number
Format	an..17	
UNTDDED Ref/Desc	8260	TransportEquipment.Identifier
Status	R	
UCR		Occurrence 0 .. unbounded
WCO Id/Name	35B	
SAFE information	Yes	
Status	O	
Identifier		
WCO Id/Name	016	Unique consignment reference number
Format	an..35	
Status	R	
LOADINGLOCATION		Occurrence 0 .. 1
WCO Id/Name	83A	
SAFE information	Yes	
Status	O	
Name		
Format	an..256	
WCO Id/Name	L009	Place of loading
UNTDDED Ref/Desc	3224	Location.Name.Text
Status	R	
NOTIFYPARTY		Occurrence 0 .. 1

	WCO Id/Name	89A	
	SAFE information	Yes	
	Status	O	
	Name		
	Format	an..70	
	WCO Id/Name	R045	Notify party
	UNTDDED Ref/Desc	3036	Party.Name.Text
	Status	D	
	Condition	C001	
	Code		
	Format	an..17	
	WCO Id/Name	R046	Notify party, coded
	UNTDDED Ref/Desc	3039	Party. Identifier
	Status	D	
	Condition	C001	
	ADDRESS		Occurrence 0 .. 1
	WCO Id/Name	04A	
	Status	D	
	Condition	C001	
	City name		
	WCO Id/Name	241	City name
	Format	an..35	
	UNTDDED Ref/Desc	3164	Address.City.Name
	Status	R	
	Country, coded		
	WCO Id/Name	242	Country, coded
	Format	a2	
	Code list	CL04	Country name code
	UNTDDED Ref/Desc	3207	Country.Identifier
	Status	R	
	Street and number/P.O. Box		
	WCO Id/Name	239	Street and number/P.O. Box
	Format	an..70	
	UNTDDED Ref/Desc	3042	Postal.DeliveryPoint.Text
	Status	R	
	Postcode identification		
	WCO Id/Name	245	Postcode identification
	Format	an..9	
	UNTDDED Ref/Desc	3251	Postal.Identifier
	Status	R	
	CUSTOMSOFFICEOFDEPARTURE		Occurrence 1 .. 1
	WCO Id/Name	25B	
	Status	R	
	Code		
	Format	an..17	
	WCO Id/Name	L087	Place of departure of the transit, coded
	Code list	CL13	Customs offices database (to be developed)
	UNTDDED Ref/Desc	3225	Location.Identifier
	Status	R	
	CUSTOMSOFFICEOFDESTINATION		Occurrence 1 .. 1
	WCO Id/Name	26B	
	Status	R	
	Code		
	Format	an..17	
	WCO Id/Name	L008	Place of destination of the transit, coded
	Code list	CL13	Customs offices database (to be developed)

UNTDDED Ref/Desc	3225	Location.Identifier
Status	R	
TRANSPORTMEANS		Occurrence 1 .. unbounded
WCO Id/Name	29B	
Status	R	
Identification		
Format	an..25	
WCO Id/Name	T007	Identification of means of transport for transit
UNTDDED Ref/Desc	8212	TransportMeans.Identifier.Text
Status	R	
Type, coded		
Format	an..4	
WCO Id/Name	T011	Mode/type of means of transport used for transit, coded
Code list	CL05	Transport means description code
UNTDDED Ref/Desc	8179	TransportMeans.Type.Code
Status	R	
Nationality		
Format	a2	
WCO Id/Name	T015	Nationality of means of transport used for transit, coded
Code list	CL04	Country name code
UNTDDED Ref/Desc	8453	TransportMeans.RegistrationNationality.Identifier
Status	R	
Conveyance reference number		
WCO Id/Name	149	Conveyance reference number
Format	an..17	
UNTDDED Ref/Desc	8028	TransportMeans.Journey.Identifier
Status	O	
COUNTRYOFROUTING		Occurrence 1 .. unbounded
WCO Id/Name	81A	
Rule	R001	
<u>ChangeLog</u>	v. 0.1	New Rule R001
Status	R	
WCO Id/Name	006	sequence number
Format	n..5	
Status	R	
<u>ChangeLog</u>	v. 0.1	Added sequence to the Itinerary class
Country, coded		
WCO Id/Name	064	Country(ies) of routing, coded
Format	a2	
Code list	CL04	Country name code
UNTDDED Ref/Desc	3225	Location.Identifier
SAFE information	Yes	
Status	R	
CERTIFICATEOFAPPROVAL		Occurrence 0 .. 1
WCO Id/Name	02A	
Status	O	
Date		
Format	an..17	
WCO Id/Name	D002	Additional document issuing date
UNTDDED Ref/	2380	Date Or Time Or Period. Text
Desc		
Status	R	
Number		
Format	an..35	
WCO Id/Name	D005	Additional document reference number
UNTDDED Ref/	1004	Document. Identifier
Desc		
Status	R	
Type, coded		

Format	an..3	
WCO Id/Name	D006	Additional document type, coded
Code list	CL06	Document name code
UNTDDED Ref/Desc	1001	Document. Type.Code
Status	R	
TRANSPORTEQUIPMENT		Occurrence 0 .. unbounded
WCO Id/Name	31B	
Status	D	
Condition	C003	
ChangeLog	v. 0.1	Added new Class "TransportEquipment"
Sequence number		
WCO Id/Name	006	Sequence number
Format	n..5	
UNTDDED Ref/Desc	1050	Sequence. Position.Identifier
ChangeLog	v. 0.1	Added new data element
Status	R	
Size and type identification		
WCO Id/Name	152	Equipment size and type identification
Format	an..4	
Code list	CL01	Equipment size and type description code
UNTDDED Ref/Desc	8155	TransportEquipment.Characteristic.Code
ChangeLog	v. 0.1	Data element moved from ConsignmentItem.TransportEquipment
Status	R	
SAFE information	Yes	
Identification		
WCO Id/Name	159	Equipment identification number
Format	an..17	
UNTDDED Ref/Desc	8260	TransportEquipment.Identifier
ChangeLog	v. 0.1	Also added to Consignment level.
Status	R	
SAFE information	Yes	
SEAL		Occurrence 0 .. unbounded
WCO Id/Name	44B	
ChangeLog	v. 0.1	Added new SEAL class
Status	O	
Sequence number		
WCO Id/Name	006	Sequence number
Format	n..5	
UNTDDED Ref/Desc	1050	Sequence. Position.Identifier
Status	R	
Rule	R003	
Rule	R004	
Seal number		
WCO Id/Name	165	Seal number
Format	an..35	
UNTDDED Ref/Desc	9308	TransportEquipment.Seal.Identifier
Status	R	
SAFE information	Yes	
Rule	R005	
Seal type code		
WCO Id/Name	407	Seal Type Code
Format	an..3	
UNTDDED Ref/Desc	New	
Status	O	
HOLDER		Occurrence 1 .. 1
WCO Id/Name	28B	

Status	R	
Name		
Format	an..70	
WCO Id/Name	R001	Transit principal - name
UNTDDED Ref/Desc	3036	Party.Name.Text
Status	O	
Code		
Format	an..17	
WCO Id/Name	R002	Transit principal, coded
Code list	CL15	International TIR database
UNTDDED Ref/Desc	3039	Party. Identifier
Status	R	
ADDRESS		Occurrence 0 .. 1
WCO Id/Name	04A	
SAFE information	Yes	
Status	O	
City name		
WCO Id/Name	241	City name
Format	an..35	
UNTDDED Ref/Desc	3164	Address.City.Name
Status	R	
Country, coded		
WCO Id/Name	242	Country, coded
Format	a2	
Code list	CL04	Country name code
UNTDDED Ref/Desc	3207	Country.Identifier
Status	R	
Street and number/P.O. Box		
WCO Id/Name	239	Street and number/P.O. Box
Format	an..70	
UNTDDED Ref/Desc	3042	Postal.DeliveryPoint.Text
Status	R	
Postcode identification		
WCO Id/Name	245	Postcode identification
Format	an..9	
UNTDDED Ref/Desc	3251	Postal.Identifier
Status	R	
GUARANTEE		Occurrence 1 .. 1
Status	R	
Reference		
WCO Id/Name	100	Guarantee reference identifier
Format	an..35	
Status	R	
Validity		
WCO Id/Name	275	LPCO Expiration (Expiry) Date
Format	n..17	
UNTDDED Ref/Desc	2380	Date Or Time Or Period. Text
Status	R	
Guarantee type, coded		
WCO Id/Name	101	Security details, coded
Format	an..3	
Code list	CL12	Guarantee type code
UNTDDED Ref/Desc	4377	Obligation.Guarantee.Code
Status	R	

3.2.5.2.16 I16 – Notification confirmation

a. Introduction

This message is a response to message I15. It confirms the reception of the notification and provides a national reference in case of reception of advance cargo information.

b. Classes (English Only)

Message				
AdvancedCargoInformation	0	..	1	O
NationalReference	1	..	1	R
Guarantee	1	..	1	R
AdvancedCargoInformation	1	..	1	R
NationalReference	1	..	unbounded	R
Error	0	..	unbounded	D
Pointer	1	..	unbounded	R

c. Classes and attributes (English Only)

Message	
Type, coded	
Message reference number	
Message function, coded	
Functional reference	
ADVANCEDCARGOINFORMATION	Occurrence 0 .. 1
Reference	
NATIONALREFERENCE	Occurrence 1 .. 1
Reference	
Country, coded	
GUARANTEE	Occurrence 1 .. 1
Reference	
ADVANCEDCARGOINFORMATION	Occurrence 1 .. 1
Reference	
NATIONALREFERENCE	Occurrence 1 .. unbounded
Reference	
Country, coded	
ERROR	Occurrence 0 .. unbounded
Error, coded	
POINTER	Occurrence 1 .. unbounded
Sequence number	
Document/message section, coded	
Tag identifier	

d. Message details (English Only)

Message		
ChangeLog	v. 0.1	Removed 'Sender identification' from the Data model. Is technical attribute.
Type, coded		
Format	an..3	
WCO Id/Name	D013	Declaration name, coded
UNTDED Ref/Desc	1001	Document. Type.Code
Status	R	

ChangeLog	v. 0.1	CL06 (Document name code) replaced by CL26 (Message sub types) Name of CL26 changed from 'Message sub types' to 'Message types'
Code list	CL26	Message types
Restricted code(s)	I16	Notification confirmation
Message reference number		
Format	an..14	
Status	R	
Message function, coded		
WCO Id/Name	017	Message function, coded
Format	n..2	
Code list	CL16	Message function code
UNTD ED Ref/D esc	1225	Document.Function.Code
Status	R	
Restricted code(s)	6	Confirmation
Restricted code(s)	27	Not accepted
Functional reference		
WCO Id/Name	D026	Functional reference number
Format	an..35	
Status	R	
ADVANCEDCARGOINFORMATION	Occurrence	0 .. 1
WCO Id/Name	42A	
Status	O	
Rule	R002	
Reference		
Format	an..35	
WCO Id/Name	D014	Declaration reference number
UNTD ED Ref/D esc	1004	Document. Identifier
Status	R	
NATIONALREFERENCE	Occurrence	1 .. 1
Status	R	
Reference		
Format	an..35	
UNTD ED Ref/D esc	1154	Reference. Identifier
Status	R	
Country, coded		
WCO Id/Name	242	Country, coded
Format	a2	
Code list	CL04	Country name code
Status	R	
GUARANTEE	Occurrence	1 .. 1
WCO Id/Name	90A	
Status	R	
Reference		
WCO Id/Name	100	Guarantee reference identifier
Format	an..35	
UNTD ED Ref/D esc	1154	Reference. Identifier
Status	R	
ADVANCEDCARGOINFORMATION	Occurrence	1 .. 1
WCO Id/Name	42A	
Status	R	
Reference		
Format	an..35	
WCO Id/Name	D014	Declaration reference number
UNTD ED Ref/D esc	1004	Document. Identifier
Status	R	
NATIONALREFERENCE	Occurrence	1 .. unbounded
Status	R	
Reference		
Format	an..35	

UNTDED Ref/Desc	1154	Reference. Identifier
Status	R	
Country, coded		
WCO Id/Name	242	Country, coded
Format	a2	
Code list	CL04	Country name code
Status	R	
ERROR		Occurrence 0 .. unbounded
WCO Id/Name	53A	
Status	D	
Condition	C006	
ChangeLog	v. 0.1	Changed cardinality from 0..1 to 0..unbounded
Error, coded		
WCO Id/Name	377	Error, coded
Format	an..8	
Code list	CL99	Error code (to be developed)
UNTDED Ref/Desc	9321	Application. Error.Code
Status	R	
POINTER		Occurrence 1 .. unbounded
WCO Id/Name	97A	
Status	R	
Sequence number		
WCO Id/Name	006	Sequence number
Format	n..5	
UNTDED Ref/Desc	1050	Sequence. Position.Identifier
Status	R	
Document/message section, coded		
WCO Id/Name	375	Document/message section, coded
Format	an..3	
Code list	CL18	Message section code (codes to be defined)
UNTDED Ref/Desc	1049	Document. Section.Code
Status	R	
Tag identifier		
WCO Id/Name	381	Tag identifier
Format	an..4	
Code list	CL19	Pointer code (codes to be defined)
UNTDED Ref/Desc	9062	Data Element. Tag.Identifier
Status	R	

3.2.6 Conditions and rules

3.2.6.1 Conditions

Number	C001
Description	IF EXIST(PARTY.code) THEN NOT EMPTY(PARTY.code) ELSE NOT EMPTY(PARTY.name , ADDRESS)
Number	C002
Description	IF (PACKAGING.Type, coded) = "VQ", "VG", "VL", "VY", "VR" OR "VO" THEN EMPTY (PACKAGING.Number of packages) ELSE (PACKAGING.Number of packages) > 0
Number	C003
Description	IF(ADVANCED CARGO INFORMATION.ADDITIONALINFORMATION.Heavy and bulky goods indicator) = 0 THEN NOT EMPTY(TRANSPORTEQUIPMENT) ELSE EMPTY(TRANSPORTEQUIPMENT)

Number	C004
Description	IF EMPTY(GOODS.CLASSIFICATION) OR (GOODS.CLASSIFICATION.Type) <> 'HS' THEN NOT EMPTY(GOODS.Description)
Number	C005
Description	IF(ADVANCED CARGO INFORMATION.ADDITIONALINFORMATION.Heavy and bulky goods indicator) = 0 THEN NOT EMPTY(TRANSPORTMEAN.CERTIFICATEOFAPPROVAL) ELSE EMPTY(TRANSPORTMEAN.CERTIFICATEOFAPPROVAL)
Number	C006
Description	IF(MESSAGE.Message function, coded) = '6' OR '11' OR '44' OR '45' THEN EMPTY(ERROR) ELSE IF(MESSAGE.Message function, coded) = '10' OR '27' THEN NOT EMPTY(ERROR)
Number	C007
Description	IF(MESSAGE.Message function, coded) = '44' THEN NOT EMPTY(ADVANCED CARGO INFORMATION.Acceptance date) AND EMPTY(ADVANCED CARGO INFORMATION .Rejection date) ELSE IF(MESSAGE.Message function, coded) = '27' THEN NOT EMPTY(ADVANCED CARGO INFORMATION.Rejection date) AND EMPTY(ADVANCED CARGO INFORMATION.Acceptance date)
Number	C008
Description	IF(MESSAGE.Message function, coded) = '4' THEN NOT EMPTY(AMENDMENT) ELSE IF(MESSAGE.Message function, coded) = '9' THEN EMPTY(AMENDMENT)
Number	C009
Description	IF(TIROPERATION.Sequence number) = 1 THEN NOT EMPTY(CONSIGNMENT.CONSIGMENTITEM.TRANSPORTEQUIPEMENT)
Number	C010
Description	NOT USED

3.2.6.2 Rules

Number	R001
Description	Each country of transit shall have an unique sequence number. They should be numbered from 1 to the number of countries involved in the transit and represent the order in which countries are traveled from departure to destination. In case of multiple means of transport, this will also allow to determine in which order the means of transport are used.
Number	R002
Description be	If the Message confirms the reception of Advanced Cargo information then "National Reference" must be provided.
Number	R003
Description	Re-use a sequence number to indicate that a seal has been replaced.
Number	R004
Description	Use new sequence number only to mention additional seals.
Number	R005
Description	Indicate that a seal has been removed and not replaced with an "X" in the "seals number" field of the transport equipment sequence corresponding to the removed seal.

Number	R006
Description	Mandatory in case the seals have been changed, added or removed.
Number	R007
Description	In case of multiple consignments all transport equipment used must be listed only under the first consignment.

3.2.7 Overview of Changes

3.2.7.1 E1 – Register guarantee

ENTITY	ATTRIBUTE	CHANGE
Message	Sender identificatie	Removed 'Sender identification' from the Data model. Is technical attribute.
Message	type	CL06 (Document name code) replaced by CL26 (Message sub types) Name of CL26 changed from 'Message sub types' to 'Message types'

3.2.7.2 E2 – Register results

ENTITY	ATTRIBUTE	CHANGE
Message	Sender identificatie	Removed 'Sender identification' from the Data model. Is technical attribute.
Message	type	CL06 (Document name code) replaced by CL26 (Message sub types) Name of CL26 changed from 'Message sub types' to 'Message types'
Error		Changed cardinality from 0..1 to 0..unbounded

3.2.7.3 E3 – Cancel guarantee

ENTITY	ATTRIBUTE	CHANGE
Message	Sender identificatie	Removed 'Sender identification' from the Data model. Is technical attribute.
Message	type	CL06 (Document name code) replaced by CL26 (Message sub types) Name of CL26 changed from 'Message sub types' to 'Message types'

3.2.7.4 E4 – Cancellation results

ENTITY	ATTRIBUTE	CHANGE
Message	Sender identificatie	Removed 'Sender identification' from the Data model. Is technical attribute.
Message	type	CL06 (Document name code) replaced by CL26 (Message sub types) Name of CL26 changed from 'Message sub types' to 'Message types'
Error		Changed cardinality from 0..1 to 0..unbounded

3.2.7.5 E5 – Query guarantee

ENTITY	ATTRIBUTE	CHANGE
Message	Sender identificatie	Removed 'Sender identification' from the Data model. Is technical attribute.
Message	type	CL06 (Document name code) replaced by CL26 (Message sub types) Name of CL26 changed from 'Message sub types' to 'Message types'
Message	Sub type, coded	Replaces 'GUARANTEE.Query type' and uses CL09 (Message sub type)
Guarantee	Query Type	Attribute "Query type" removed and replaced by ""MESSAGE.Sub type, coded""

3.2.7.6 E6 – Query results

ENTITY	ATTRIBUTE	CHANGE
Message	Sender identificatie	Removed 'Sender identification' from the Data model. Is technical attribute.
Message	type	CL06 (Document name code) replaced by CL26 (Message sub types) Name of CL26 changed from 'Message sub types' to 'Message types'
Start.consignment		Removed ConsignmentItem class. Seals information is provided under Consignment.TransportEquipment.Seals New Rules: R006 and R007
Start.consignment.transportequipment		Added new TransportEquipment class
Start.consignment.transportequipment. Seal		Added new SEAL class
Termination.consignment		Removed ConsignmentItem class. Seals information is provided under Consignment.TransportEquipment.Seals New Rules: R006 and R007
Termination.consignment. Transportequipment		Added new TransportEquipment class
Termination.consignment. Transportequipment.seal		Added new SEAL class
Declaration.consignment. Consignmentitem.transportequipment		The attributes 'Seal number' and 'Size and type identification' moved to 'Consignment.TransportEquipment.Seals' and 'Consignment. TransportEquipment' class.
Countryofrouting		New Rule R001
Itinerary	Sequence	Added sequence to the Itinerary class
Declaration.consignment. Transportequipment		Added new Class "TransportEquipment"
Declaration.consignment. Transportequipment	Sequence number	Added new data element
Declaration.consignment. Transportequipment	Size and type identification	Data element moved from ConsignmentItem.TransportEquipment
Declaration.consignment. Transportequipment	Identification	Also added to Consignment level.
Declaration.consignment. Transporterquipment.seal		Added new SEAL class
Error		Changed cardinality from 0..1 to 0..unbounded

3.2.7.7 *E7 – Notify guarantee chain*

ENTITY	ATTRIBUTE	CHANGE
Message	Sender identificatie	Removed 'Sender identification' from the Data model. Is technical attribute.
Message	type	CL06 (Document name code) replaced by CL26 (Message sub types) Name of CL26 changed from 'Message sub types' to 'Message types'
Message	Sub type, coded	Replaces 'NOTIFICATION.Code' and uses CL09 (Sub type, coded)
Notification	Code	Removed Notification class. The attribute 'Code' is replaced by MESSAGE.Sub type, coded.

3.2.7.8 *E8 – Notification confirmation*

ENTITY	ATTRIBUTE	CHANGE
Message	Sender identificatie	Removed 'Sender identification' from the Data model. Is technical attribute.
Message	type	CL06 (Document name code) replaced by CL26 (Message sub types) Name of CL26 changed from 'Message sub types' to 'Message types'
Error		Changed cardinality from 0..1 to 0..unbounded

3.2.7.9 *E9 – Advanced cargo information*

ENTITY	ATTRIBUTE	CHANGE
Transportequipment		The attributes 'Seal number' and 'Size and type identification' moved to 'Consignment.TransportEquipment' class.
Countryofrouting		New Rule R001
Itinerary	Sequence number	Added sequence to the Itinerary class Not mapped to EDIFACT. Mapping to EDIFACT will be possible in the next version of the GOVCBR.
Consignment.transportmean. Additionaldocument		Occurance changed from 0..Unbounded to 0..1
Consignment.transportequipment		Added new TransportEquipment class
Consignment.transportequipment	Sequence number	Added new data element
Consignment.transportequipment	Size and type identification	Data element moved from ConsignmentItem.TransportEquipment
Consignment.transportequipment	Identification	Also added to Consignment level.
Consignment.transportequipment.seal		Added new SEAL class
Consignment.transportequipment.seal	Sequence number next	Not mapped to EDIFACT. Mapping to EDIFACT will be possible in the next version of the GOVCBR.
Guarantee		Cardinality between Guarantee and Declaration changed from 1 .. 1 to 1 .. unbounded. To increase flexibility
Guarantee	Validity	Removed attribute "Validity".

3.2.7.10 I1 – Accept guarantee

ENTITY	ATTRIBUTE	CHANGE
Message	Sender identificatie	Removed 'Sender identification' from the Data model. Is technical attribute.
Message	type	CL06 (Document name code) replaced by CL26 (Message sub types) Name of CL26 changed from 'Message sub types' to 'Message types'

3.2.7.11 I2 – Acceptance results

ENTITY	ATTRIBUTE	CHANGE
Message	Sender identificatie	Removed 'Sender identification' from the Data model. Is technical attribute.
Message	type	CL06 (Document name code) replaced by CL26 (Message sub types) Name of CL26 changed from 'Message sub types' to 'Message types'
Error		Changed cardinality from 0..1 to 0..unbounded

3.2.7.12 I3 – Get holder information

ENTITY	ATTRIBUTE	CHANGE
Message	Sender identificatie	Removed 'Sender identification' from the Data model. Is technical attribute.
Message	type	CL06 (Document name code) replaced by CL26 (Message sub types) Name of CL26 changed from 'Message sub types' to 'Message types'

3.2.7.13 I4 – Holder information

ENTITY	ATTRIBUTE	CHANGE
Message	Sender identificatie	Removed 'Sender identification' from the Data model. Is technical attribute.
Message	type	CL06 (Document name code) replaced by CL26 (Message sub types) Name of CL26 changed from 'Message sub types' to 'Message types'
Error		Changed cardinality from 0..1 to 0..unbounded

3.2.7.14 I5 – Query guarantee

ENTITY	ATTRIBUTE	CHANGE
Message	Sender identificatie	Removed 'Sender identification' from the Data model. Is technical attribute.
Message	type	CL06 (Document name code) replaced by CL26 (Message sub types) Name of CL26 changed from 'Message sub types' to 'Message types'
Message	Sub type, coded	Replaces 'GUARANTEE.Query type'
Guarantee	Query Type	Attribute "Query type" removed and replaced by "MESSAGE.Sub type, coded"

3.2.7.15 I6 – Query results

ENTITY	ATTRIBUTE	CHANGE
Message	Sender identificatie	Removed 'Sender identification' from the Data model. Is technical attribute.
Message	type	CL06 (Document name code) replaced by CL26 (Message sub types) Name of CL26 changed from 'Message sub types' to 'Message types'
Start.consignment		Removed ConsignmentItem class. Seals information is provided under onsignment.TransportEquipment. Seals New Rules: R006 and R007
Start.consignment.transportequipment		Added new TransportEquipment class
Start.consignment.transportequipment. Seal		Added new SEAL class
Termination.consignment		Removed ConsignmentItem class. Seals information is provided under onsignment.TransportEquipment. Seals New Rules: R006 and R007
Termination.consignment. Transportequipment		Added new TransportEquipment class
Termination.consignment. Transportequipment.seal		Added new SEAL class
Declaration.consignment. Consignmentitem.transportequipment		The attributes 'Seal number' and 'Size and type identification' moved to 'Consignment.TransportEquipment.Seals' and 'Consignment. TransportEquipment' class.
Countryofrouting		New Rule R001
Itinerary	Sequence	Added sequence to the Itinerary class
Transportequipment		Added new Class "TransportEquipment"
Declaration.consignment. Transportequipment	Sequence number	Added new data element
Declaration.consignment. Transportequipment	Size and type identification	Data element moved from ConsignmentItem.TransportEquipment
Declaration.consignment. Transportequipment	Identification	Also added to Consignment level.
Declaration.consignment. Transporterquipment.seal		Added new SEAL class
Error		Changed cardinality from 0..1 to 0..unbounded

3.2.7.16 I7 – Record advanced cargo Information

ENTITY	ATTRIBUTE	CHANGE
Message	Sender identificatie	Removed 'Sender identification' from the Data model. Is technical attribute.
Message	type	CL06 (Document name code) replaced by CL26 (Message sub types) Name of CL26 changed from 'Message sub types' to 'Message types'
Transportequipment		The attributes 'Seal number' and 'Size and type identification' moved to 'Consignment.TransportEquipment' class.
Countryofrouting		New Rule R001
Transportequipment		Added new TransportEquipment class
Consignment.transportequipment		Added new Class "TransportEquipment" New rule R003
Consignment.transportequipment	Sequence number	Added new data element
Consignment.transportequipment	Size and type identification	Data element moved from ConsignmentItem.TransportEquipment
Consignment.transportequipment	Identification	Also added to Consignment level.
Consignment.transportequipment.seal		Added new SEAL class
Guarantee		Changed occurrence from 1..1 to 1..Unbounded

3.2.7.17 I8 – Record advanced cargo information results

ENTITY	ATTRIBUTE	CHANGE
Message	Sender identificatie	Removed 'Sender identification' from the Data model. Is technical attribute.
Message	type	CL06 (Document name code) replaced by CL26 (Message sub types) Name of CL26 changed from 'Message sub types' to 'Message types'
Nationalreference		Cardinellity changed to 0..1
Error		Changed cardinality from 0..1 to 0..unbounded

3.2.7.18 I9 – Start TIR operation

ENTITY	ATTRIBUTE	CHANGE
Message	Sender identificatie	Removed 'Sender identification' from the Data model. Is technical attribute.
Message	type	CL06 (Document name code) replaced by CL26 (Message sub types) Name of CL26 changed from 'Message sub types' to 'Message types'
Start.consignment		Removed ConsignmentItem class. Seals information is provided under onsignment.TransportEquipment. Seals New Rules: R006 and R007
Start.consignment.transportequipment		Added new TransportEquipment class
Start.consignment.transportequipment.Seal		Added new SEAL class

3.2.7.19 *I10 – Start results*

ENTITY	ATTRIBUTE	CHANGE
Message	Sender identificatie	Removed 'Sender identification' from the Data model. Is technical attribute.
Message	type	CL06 (Document name code) replaced by CL26 (Message sub types) Name of CL26 changed from 'Message sub types' to 'Message types'
Error		Changed cardinality from 0..1 to 0..unbounded

3.2.7.20 *I11 – Terminate TIR operation*

ENTITY	ATTRIBUTE	CHANGE
Message	Sender identificatie	Removed 'Sender identification' from the Data model. Is technical attribute.
Message	type	CL06 (Document name code) replaced by CL26 (Message sub types) Name of CL26 changed from 'Message sub types' to 'Message types'
Termination.consignment		Removed ConsignmentItem class. Seals information is provided under onsignment.TransportEquipment. Seals New Rules: R006 and R007
Termination.consignment. Transportequipment		Added new TransportEquipment class
Termination.consignment. Transportequipment.seal		Added new SEAL class

3.2.7.21 *I12 – Termination results*

ENTITY	ATTRIBUTE	CHANGE
Message	Sender identificatie	Removed 'Sender identification' from the Data model. Is technical attribute.
Message	type	CL06 (Document name code) replaced by CL26 (Message sub types) Name of CL26 changed from 'Message sub types' to 'Message types'
Error		Changed cardinality from 0..1 to 0..unbounded

3.2.7.22 *I13 – Discharge TIR operation*

ENTITY	ATTRIBUTE	CHANGE
Message	Sender identificatie	Removed 'Sender identification' from the Data model. Is technical attribute.
Message	type	CL06 (Document name code) replaced by CL26 (Message sub types) Name of CL26 changed from 'Message sub types' to 'Message types'

3.2.7.23 I14 – Discharge results

ENTITY	ATTRIBUTE	CHANGE
Message	Sender identificatie	Removed 'Sender identification' from the Data model. Is technical attribute.
Message	type	CL06 (Document name code) replaced by CL26 (Message sub types) Name of CL26 changed from 'Message sub types' to 'Message types'
Error		Changed cardinality from 0..1 to 0..unbounded

3.2.7.24 I15 – Notify Customs

ENTITY	ATTRIBUTE	CHANGE
Message	Sender identificatie	Removed 'Sender identification' from the Data model. Is technical attribute.
Message	type	CL06 (Document name code) replaced by CL26 (Message sub types) Name of CL26 changed from 'Message sub types' to 'Message types'
Start.consignment		Removed ConsignmentItem class. Seals information is provided under onsignment.TransportEquipment. Seals New Rules: R006 and R007
Start.consignment.transportequipment		Added new TransportEquipment class
Start.consignment.transportequipment. Seal		Added new SEAL class
Termination.consignment		Removed ConsignmentItem class. Seals information is provided under onsignment.TransportEquipment. Seals New Rules: R006 and R007
Termination.consignment. Transportequipment		Added new TransportEquipment class
Termination.consignment. Transportequipment.seal		Added new SEAL class
Declaration.consignment. Consignmentitem.transportequipment		The attributes 'Seal number' and 'Size and type identification' moved to 'Consignment.TransportEquipment.Seals' and 'Consignment.TransportEquipment' class.
Countryofrouting		New Rule R001
Itinerary	Sequence	Added sequence to the Itinerary class
Transportequipment		Added new Class "TransportEquipment"
Declaration.consignment. Transportequipment	Sequence number	Added new data element
Declaration.consignment. Transportequipment	Size and type identification	Data element moved from ConsignmentItem.TransportEquipment
Declaration.consignment. Transportequipment	Identification	Also added to Consignment level.
Declaration.consignment. Transporterquipment.seal		Added new SEAL class

3.2.7.25 I16 – Notification confirmation

ENTITY	ATTRIBUTE	CHANGE
Message	Sender identificatie	Removed 'Sender identification' from the Data model. Is technical attribute.
Message	type	CL06 (Document name code) replaced by CL26 (Message sub types) Name of CL26 changed from 'Message sub types' to 'Message types'
Error		Changed cardinality from 0..1 to 0..unbounded

3.2.8 Code lists

3.2.8.1 List of code lists

CL01	Equipment size and type description code Code specifying the size and type of equipment.
CL02	Party role code Code giving specific meaning to a party.
CL03	Item type identification code Coded identification of an item type.
CL04	Country name code Identification of the name of the country or other geographical entity. ISO 3166-1-alpha-2 code
CL05	Transport means description code Code specifying the means of transport. UN/ECE Recommendation 28
CL06	Document name code Code specifying the document name. UN Edifact codes TDID 1001
CL07	Package type description code Code specifying the type of package. UN/ECE Recommendation 21 Annex VI
CL08	NOT USED
CL09	NOT USED
CL10	NOT USED
CL11	NOT USED
CL12	Guarantee type code

-
- CL13** Customs offices database (to be developed)
Use UN Locode (max 5) + user code (max 12).
- CL14** Indicator
- CL15** International TIR database
- CL16** Message function code
Code indicating the function of the message.
- CL17** Amendment code
- CL18** Message section code (codes to be defined)
- CL19** Pointer code
- CL20** Language name code
Code specifying the language name.
- CL21** Measurement unit code
Code specifying the unit of measurement.
- CL22** Guarantee status
- CL23** Holder status
- CL24** Control result code
- CL25** Control type code
- CL26** Message sub types
- CL99** Error code
-

3.2.8.2 CL01 – Equipment size and type description code (English Only)

CL01		Equipment size and type description code Code specifying the size and type of equipment.
1	Dime coated tank	A tank coated with dime.
2	Epoxy coated tank	A tank coated with epoxy.
6	Pressurized tank	A tank capable of holding pressurized goods.
7	Refrigerated tank	A tank capable of keeping goods refrigerated.
9	Stainless steel tank	A tank made of stainless steel.
10	Nonworking reefer container 40 ft	A 40 foot refrigerated container that is not actively controlling temperature of the product.
12	Europallet	80 x 120 cm.
13	Scandinavian pallet	100 x 120 cm.
14	Trailer	Non self-propelled vehicle designed for the carriage of cargo so that it can be towed by a motor vehicle.
15	Nonworking reefer container 20 ft	A 20 foot refrigerated container that is not actively controlling temperature of the product.
16	Exchangeable pallet	Standard pallet exchangeable following international convention.
17	Semi-trailer	Non self propelled vehicle without front wheels designed for the carriage of cargo and provided with a kingpin.
18	Tank container 20 feet	A tank container with a length of 20 feet.
19	Tank container 30 feet	A tank container with a length of 30 feet.
20	Tank container 40 feet	A tank container with a length of 40 feet.
21	Container IC 20 feet	A container owned by InterContainer, a European railway subsidiary, with a length of 20 feet.
22	Container IC 30 feet	A container owned by InterContainer, a European railway subsidiary, with a length of 30 feet.
23	Container IC 40 feet	A container owned by InterContainer, a European railway subsidiary, with a length of 40 feet.
24	Refrigerated tank 20 feet	A refrigerated tank with a length of 20 feet.
25	Refrigerated tank 30 feet	A refrigerated tank with a length of 30 feet.
26	Refrigerated tank 40 feet	A refrigerated tank with a length of 40 feet.
+	27	Tank container IC 20 feet A tank container owned by InterContainer, a European railway subsidiary, with a length of 20 feet.

CL01	Equipment size and type description code Code specifying the size and type of equipment.
28	Tank container IC 30 feet A tank container owned by InterContainer, a European railway subsidiary, with a length of 30 feet.
29	Tank container IC 40 feet A tank container, owned by InterContainer, a European railway subsidiary, with a length of 40 feet.
30	Refrigerated tank IC 20 feet A refrigerated tank owned by InterContainer, a European railway subsidiary, with a length of 20 feet.
31	Temperature controlled container 30 ft. Temperature controlled container measuring 30 feet.
32	Refrigerated tank IC 40 feet A refrigerated tank owned by InterContainer, a European railway subsidiary, with a length of 40 feet.
33	Movable case: L < 6,15m A movable case with a length less than 6,15 metres.
34	Movable case: 6,15m < L < 7,82m A movable case with a length between 6,15 metres and 7,82 metres.
35	Movable case: 7,82m < L < 9,15m A movable case with a length between 7,82 metres and 9,15 metres.
36	Movable case: 9,15m < L < 10,90m A movable case with a length between 9,15 metres and 10,90 metres.
37	Movable case: 10,90m < L < 13,75m A movable case with a length between 10,90 metres and 13,75 metres.
38	Totebin A steel open top unit of about 1,5 * 1,5 * 2,5 meters for road transport of bulk cargo.
39	Temperature controlled container 20 ft Temperature controlled container measuring 20 feet.
40	Temperature controlled container 40 ft A temperature controlled container measuring 40 feet.
41	Non working refrigerated (reefer) container 30ft. A 30 foot refrigerated (reefer) container that is not actively cooling the product.
42	Dual trailers Two trailers linked together one behind another and pulled by one tractor.
43	20 ft IL container (open top) An open top container that is 20 feet in internal length.
44	20 ft IL container (closed top) A closed top container that is 20 feet in internal length.
45	40 ft IL container (closed top) A closed top container that is 40 feet in internal length.

3.2.8.3 CL02 – Party role code (English Only)

CL02	Party role code Code giving specific meaning to a party.
AA	Party to be billed (AAR Accounting rule 11) Party to be billed in accordance with AAR Accounting rule 11.
AB	Buyer's agent/representative Third party who arranged the purchase of merchandise on behalf of the actual buyer.
AE	Declarant's agent/representative Any natural or legal person who makes a declaration to an official body on behalf of another natural or legal person, where legally permitted (CCC).

CL02	Party role code Code giving specific meaning to a party.
AF	Transit principal Natural or legal person responsible for the satisfactory performance of a Customs transit operation. Source: CCC.
AG	Agent (3196) Party authorized to act on behalf of another party. Synonym: Representative.
AH	Transit principal's agent/representative Agent acting on behalf of the transit principal (CCC).
AI	Successful job applicant Person who has been chosen for a job.
AJ	Party issuing mutually agreed codes The party which has issued all mutually agreed codes used in the message.
AK	Acknowledgement recipient Party to whom acknowledgement should be sent.
AL	Principal responsible party (3340) Party accepting liability for goods held or moving (e.g. transit) under a Customs authorization and - when applicable - a guarantee.
AM	Authorized official Employee of a company or firm authorized to act on behalf of that company or firm e.g. to make a Customs declaration.
AN	Approved importer Person or company which is authorised by the relevant Customs authority to import goods without payment all taxes or specific taxes at the point of entry into the country.
AO	Account of Party account is assigned to.
AP	Accepting party (3336) Party accepting goods, products, services, etc.
AQ	Approved consignor Person or company approved by the relevant authority in the country to pack and export specific goods under Customs supervision.
AR	Authorized exporter Exporter authorized/approved by Customs for special Customs procedures e.g. simplified procedure.
AS	Account servicing financial institution Identifies the financial institution servicing the account(s).
AT	Authorized importer Importer authorized/approved by Customs for special Customs procedures e.g. simplified procedure.
AU	Authorized trader (transit) Trader authorized/approved by Customs for special transit procedures e.g. simplified procedure.
AV	Authorizing official Party that has delegated the authority to take a certain action on behalf of a company or agency.
AW	Applicant's bank (3234) Financial institution which is requested to issue the documentary credit.
AX	Authenticating party Party which certifies that a document is authentic.
AY	Animal being investigated Animal being investigated.
AZ	Issuing bank Financial institution which issues the documentary credit, if the applicant's bank is not acting as the issuing bank.

CL02	Party role code Code giving specific meaning to a party.
B1	Contact bank 1 Identifies an additional bank which must be informed of certain aspects of the message.
B2	Contact bank 2 Identifies an additional bank which must be informed of certain aspects of the message.
BA	Booking agent Party acting as a booking office for transport and forwarding services.
BB	Buyer bank identification [3421]To identify a bank employed by the buyer to make a payment.
BC	Negotiating bank Financial institution to whom a negotiable documentary credit is directed.
BD	Documentary credit reimbursing bank A financial institution which reimburses documentary credit.
BE	Beneficiary The ultimate recipient of the funds. Normally the account owner who is reimbursed by the payer.
BF	Beneficiary's bank Identifies the account servicer for the beneficiary or the payee.
BG	Employer A party that keeps a person in service for payment.
BH	Previous employer Previous employer of a person(s).
BI	Buyer's financial institution Financial institution designated by buyer to make payment.
BJ	Release to party Party to which the goods or container(s) is (are) to be released.
BK	Financial institution Party acting as financial institution.
BL	Bill of lading recipient Party to receive B/L.
BM	Insured Party which is the object of an insurance contract.
BN	Insurance beneficiary Party which benefits from insurance coverage.
BO	Broker or sales office Party acting in the name of the seller as broker or as sales office.
BP	Building site purchaser Party at the building site responsible for the purchasing of goods and services for that particular site.
BQ	Cheque drawn bank Identifies the bank on which the cheque should be drawn, as instructed by the ordering customer.
BS	Bill and ship to Party receiving goods and relevant invoice.
BT	Party to be billed for other than freight (bill to) Party receiving invoice excluding freight costs.
BU	Service bureau Party carrying out service bureau processing work, (e.g. a payroll bureau).
BV	Member Member of a group (e.g. of a group of persons or a service scheme).
BW	Borrower A person who acquires something temporarily with the promise or intention of returning.

CL02	Party role code Code giving specific meaning to a party.
BX	Building site engineer Party at the building site responsible for engineering matters for that particular site.
BY	Buyer [3002] Party to which merchandise or services are sold.
BZ	Building site forwarder Party at the building site responsible for forwarding the received goods on that particular site.
C1	In care of party no. 1 A person taking responsibility on behalf of party no. 1.
C2	In care of party no. 2 A person taking responsibility on behalf of party no. 2.
CA	Carrier [3126] Party undertaking or arranging transport of goods between named points.
CB	Customs broker Agent or representative or a professional Customs clearing agent who deals directly with Customs on behalf of the importer or exporter (CCC).
CC	Claimant Party who claims goods or insurance.
CD	Agent's bank Bank of the agent.
CE	Ceding company Company which cedes something to someone.
CF	Container operator/lessee Party to whom the possession of specified property (e.g. container) has been conveyed for a period of time in return for rental payments.
CG	Carrier's agent Party authorized to act for or on behalf of carrier.
CH	Connecting carrier Owner or operator of a transportation conveyance to which goods in a given transaction will be transferred.
CI	Commission processor Party who provides extra treatment to goods on commission base.
CJ	Previous member Previous member of a group of persons or a service scheme.
CK	Empty equipment despatch party Party from whose premises empty equipment will be or has been despatched.
CL	Container location party Party from whose premises container will be or has been despatched.
CM	Customs Identification of customs authority relevant to the transaction or shipment.
CN	Consignee [3132] Party to which goods are consigned.
CNX	Cash pool top account servicing financial institution Identification of a financial institution servicing the top account of a cash pool.
CNY	Cash pool level account servicing financial institution Identification of a financial institution servicing the level account of a cash pool.
CNZ	Cash pool sub-account servicing financial institution Identification of a financial institution servicing the sub-account of a cash pool.
CO	Corporate office Identification of the Head Office within a company.
COA	Entity in which a financial interest is held Business in which a financial interest is held.
COB	Intermediate level parent company Identifies an intermediate parent company.

CL02	Party role code Code giving specific meaning to a party.
COC	Transshipment party A party responsible for transshipment.
COD	Quotation requesting party Party sending a request for a quotation.
COE	Party maintaining the codes used in the message The party which maintains the codes used in the message.
COF	Party maintaining the identifiers used in the message The party which maintains the identifiers used in the message.
COG	Dispatcher An individual responsible for sending something to a destination.
COH	Submitter of sample An entity responsible for the submission of a sample.
COI	Institutional provider The institution providing the service.
COJ	Primary health care provider Health care provider that has primary responsibility for patient.
COK	Assistant surgeon Physician assisting in surgery.
COL	Admitting health care provider Health care provider that admitted the patient.
COM	Referring health care provider Health care provider that referred patient to current provider of services.
CON	Supervising health care provider Health care provider that supervised the rendering of a service.
COO	Party providing financing Identifies the party providing the financing.
COP	Convoying party Party designated to escort the transported goods.
COQ	Nominated bank Identifies the nominated bank.
COR	Family member Identifies a family member.
COS	Co-participant Identifies another party who participates in an activity.
COT	Involved party Party which is involved in an activity.
COU	Assigner Identifies the entity who assigns.
COV	Registered principal An individual who is registered as a principal for an entity.
COW	Freight payer on behalf of the consignor Freight payer is a third party acting on behalf of the consignor.
COX	Freight payer on behalf of the consignee Freight payer is a third party acting on behalf of the consignee.
COY	Party responsible for disinfection Party responsible for performing disinfection operations.
COZ	Party responsible for refueling Party responsible for performing refueling operations.
CP	Party to receive certificate of compliance Party acting for or on behalf of seller in matters concerning compliance.
CPA	Advising bank Identifies the financial institution used by the issuing bank to advise the documentary credit.
CPB	Reimbursing bank Identifies the financial institution through which the reimbursement is to be effected.

CL02	Party role code Code giving specific meaning to a party.
CPC	Advise through bank Identifies the financial institution through which the advising bank is to advise.
CPD	Charges payer at destination Party, other than the ordering party, which has to pay the charges concerning the destination operations.
CPE	Transport means master name [3408] Name of the Master of a means of transport such as vessel.
CPF	Means of transport charterer Charterer of the means of transport.
CPG	Excise party Party to whom excise must be paid.
CPH	Copy report to Party receiving a copy of a report.
CPI	Related healthcare party A healthcare party related to the subject.
CPJ	Clinical information provider Party providing clinical information.
CPK	Service requester Party requesting a service.
CPL	Patient admitted by Party who admitted a patient.
CPM	Patient discharged to The party who receives the discharged patient.
CPN	Patient hosted by The party hosting the patient.
CPO	Prescriber's contact person Contact person for the prescriber.
CQ	Cheque order Party to which the cheque will be ordered, when different from the beneficiary.
CR	Empty equipment return party Party to whose premises empty equipment will be or has been returned.
CS	Consolidator Party consolidating various consignments, payments etc.
CT	Consignee to be specified The party to be identified at a later time as the consignee.
CU	Container return company The company to which containers have to be returned.
CV	Consignee of vessel Party to which the vessel shall be delivered.
CW	Equipment owner Owner of equipment (container, etc.).
CX	Consignee's agent Party authorized to act on behalf of the consignee.
CY	Commissionable agent IATA cargo agent entitled to commission.
CZ	Consignor [3336] Party which, by contract with a carrier, consigns or sends goods with the carrier, or has them conveyed by him. Synonym: shipper, sender.
DA	Available with bank (documentary credits) Financial institution with whom the documentary credit is available.
DB	Distributor branch The affiliate of a retailer or distributor.

CL02	Party role code Code giving specific meaning to a party.
DC	Deconsolidator Party that splits up a large consignment composed of separate consignments of goods. The smaller consignments of goods were grouped together into that large consignment for carriage as a larger unit in order to obtain a reduced rate.
DCP	Despatch charge payer Party, other than the ordering party, which has to pay the charges concerning the despatch operations.
DCQ	Prescription database owner Organisation or person owning a prescription database.
DCR	Original prescriber The doctor who issued the original prescription.
DCS	Temporary employee A person employed on a temporary basis.
DCT	Designer A party who designs.
DCU	Quotation delivered to Party to whom the quotation is to be or has been delivered.
DCV	Developer A party who develops.
DCW	Test execution party The party performing a test.
DCX	Party to receive refund Party to whom a refund is given.
DCY	Authorised issuer of prescription Party authorised to issue a prescription.
DCZ	Authorised dispenser of medicine Organisation or person authorised to dispense medicine.
DD	Documentary credit account party's bank Bank of the documentary credit account party.
DDA	Report responsible party The party or person taking responsibility for a report.
ddb	Initial sender The party who does the initial sending.
DDC	The party authorising the original prescription The party authorising the issuer of the original prescription.
DDD	Applicant A party who applies for something.
DDE	Meter reader A party physically reading the meter.
DDF	Primary electronic business contact Code specifying a party who serves as a business entity's primary contact for matters related to electronic business.
DDG	Alternate electronic business contact Code specifying a party who serves as a business entity's alternate contact for matters related to electronic business.
DDH	Primary government business contact Code specifying a party who serves as a business entity's primary contact for matters related to doing business with the government.
DDI	Alternate government business contact Code specifying a party who serves as a business entity's alternate contact for matters related to doing business with the government.
DDJ	Past performance contact Code specifying a party who serves as a business entity's contact for matters related to the past performance of that entity.

CL02	Party role code Code giving specific meaning to a party.
DDK	Balance responsible party A party responsible for balancing supply and consumption.
DDL	Group of passengers A group of persons conveyed by a means of transport, other than the crew.
DDM	Grid operator A party operating a grid.
DDN	First financial institution in the transaction chain Identifies the financial institution that is the point of entry into the interbank transaction chain.
DDO	Location manager Party responsible for the management of the location.
DDP	Group leader Party responsible for leading the group.
DDQ	Balance power supplier The supplier of balance power.
DDR	Consignor's freight forwarder Identification of freight forwarder giving services to the consignor.
DDS	Consignee's freight forwarder Identification of freight forwarder giving services to the consignee.
DDT	In transit crew member The movement of a crew member from one country to another via the territory of an intermediate country for which no entry is intended.
DDU	In transit passenger The movement of a passenger from one country to another via the territory of an intermediate country for which no entry is intended.
DDV	Energy consumption imbalance responsible party A party who can be brought to rights, legally and financially, for any imbalance between energy bought and consumed for all associated metering points.
DDW	Energy production imbalance responsible party A party who can be brought to rights, legally and financially, for any imbalance between energy sold and produced for all associated metering points.
DDX	Imbalance settlement responsible party A party that is responsible for settlement of the difference between planned and realised quantities.
DDY	Transmission capacity allocator A party managing the allocation of transmission capacity.
DDZ	Metering point administrator A party responsible for registering the technical specifications of metering points and the parties linked to them.
DE	Depositor Party depositing goods, financial payments or documents.
DEA	Metered data aggregator A party responsible for aggregation of metered data.
DEB	Meter operator A party responsible for the operation of a meter, including installing maintaining, testing, certifying and decommissioning.
DEC	Party connected to grid A party that contracts for the right to consume or produce electricity at a metering point.
DED	Profile maintenance party A party that maintains profiles.
DEE	Stowaway A person who hides on a conveyance in order to obtain free passage.
DEF	Meat cutter Person whose job is to cut up and/or mince meat.

CL02	Party role code Code giving specific meaning to a party.
DEG	Consortium Carrier (maritime) A marine carrier that transports goods for more than one shipping line between named points.
DEH	Non-vessel operating carrier A carrier that does not operate the vessel.
DEI	Means of transport operator The operator of a means of transport, e.g. the captain of a vessel.
DEJ	Stuffing address Address where cargo is loaded into the transport equipment e.g. container. Synonyms; vanning address / place of vanning.
DEK	Mooring service provider Party responsible for mooring the vessel at the berth in the port. Synonym: Boatmen.
DEL	Pilotage service provider Party responsible for the pilotage of the vessel.
DEM	Berth towage service provider Party responsible for towing the vessel to/from the berth in the port.
DEN	Agent/representative, direct representation Party authorised to act in the name and on behalf of another person.
DEO	Agent/representative, indirect representation Party authorised to act in its own name but on behalf of another person.
DEP	Stevedore A party which handles the loading and unloading of marine vessels from several terminals.
DEQ	Shipper Party responsible for the shipment of goods.
DER	Source data pool A data pool that supports the functionality required by a data source such as data loading, publication, notification, registration, etc.
DES	Brand owner The owner of a brand.
DET	Cockpit crew Cockpit crew and personnel inside cockpit.
DEU	Cabin crew Crew members operating in passenger cabin.
DEV	Airline operations management, not in cockpit Personnel of the airline operations management department positioned outside the cockpit.
DEW	Cargo non-cockpit crew and/or non-crew personnel Employees of the carrier, cargo groomers, or special cargo handlers, that are not authorized to ride in the cockpit.
DEX	Pilots seated outside cockpit Pilots currently not in charge of flying the aircraft and not present in the cockpit.
DF	Documentary credit applicant Party at whose request the applicant's bank/issuing bank is to issue a documentary credit.
DG	Documentary credit beneficiary Party in whose favour the documentary credit is to be issued and the party that must comply with the credit's terms and conditions.
DH	Documentary credit account party Party which is responsible for the payment settlement of the documentary credit with the applicant's bank/issuing bank, if different from the documentary credit applicant.
DI	Documentary credit second beneficiary Party to whom the documentary credit can be transferred.

CL02	Party role code Code giving specific meaning to a party.
DJ	Party according to documentary credit transaction Party related to documentary credit transaction.
DK	Documentary credit beneficiary's bank Financial institution with which the beneficiary of the documentary credit maintains an account.
DL	Factor Company offering a financial service whereby a firm sells or transfers title to its accounts receivable to the factoring company.
DM	Party to whom documents are to be presented Party to whom documents are to be presented.
DN	Owner of operation Owner of the operation.
DO	Document recipient [1370] Party which should receive a specified document.
DP	Delivery party [3144] Party to which goods should be delivered, if not identical with consignee, such as the place where a container is to be, or has been, positioned.
DQ	Owner's agent Person acting on delegation of powers of the owner.
DR	Driver Person who drives a means of transport.
DS	Distributor Party distributing goods, financial payments or documents.
DT	Declarant [3140] Party which makes a declaration to an official body or - where legally permitted - in whose name, or on whose behalf, a declaration to an official body is made.
DU	Owner's representative Person commissioned by the owner to represent him in certain circumstances.
DV	Project management office Party commissioned by the owner to follow through the execution of all works.
DW	Drawee Party on whom drafts must be drawn.
DX	Engineer (construction) Party representing the contractor to advise and supervise engineering aspects of the works.
DY	Engineer, resident (construction) Party commissioned by the owner to advise and supervise engineering aspects of the works.
DZ	Architect A designer who prepares plans for buildings, ships, etc. and supervises their construction.
EA	Architect-designer Designer of the construction project.
EB	Building inspectorate Party controlling the conformity of works to legal and regulation rules.
EC	Exchanger Party exchanging currencies or goods.
ED	Engineer, consultant Party providing professional engineering services.
EE	Location of goods for customs examination before clearance The location where the goods are examined by customs before clearance.
EF	Project coordination office Party responsible for technical coordination of works.

CL02	Party role code Code giving specific meaning to a party.
EG	Surveyor, topographical Party responsible for topographical measurements.
EH	Engineer, measurement Party responsible for quantity measurements.
EI	Controller, quality Party controlling the quality of goods and workmanship for the project.
EJ	Surveyor, quantity Party responsible for the quantification and valuation of the works on behalf of the contractor.
EK	Surveyor (professional), quantity Party responsible to the owner for the quantification and valuation of the works.
EL	Project Party responsible for a project, e.g. a construction project.
EM	Party to receive electronic memo of invoice Party being informed about invoice issue (via EDI).
EN	Tenderer Firm answering an invitation to tender.
EO	Owner of equipment Party who owns equipment.
EP	Equipment drop-off party The party which drops off equipment.
EQ	Empty container responsible party Party responsible for the empty container.
ER	Empty container return agent Party, designated by owner of containers, responsible for their collection as agreed between the owner and customer/ consignee.
ES	Contractor, lead Leader representing a grouping of co-contractors.
ET	Co-contractor Member of a grouping of co-contractors.
EU	Contractor, general Single contractor for the whole construction project, working by his own or with subcontractors.
EV	Subcontractor Firm carrying out a part of the works for a contractor.
EW	Subcontractor with direct payment Subcontractor benefiting from direct payments.
EX	Exporter [3030] Party who makes, or on whose behalf the export declaration is made, and who is the owner of the goods or has similar rights of disposal over them at the time when the declaration is accepted.
EY	Subcontractor, nominated Subcontractor authorized by the owner after having been proposed.
EZ	Operator, essential services Operator of essential services e.g. water, sewerage system, power.
FA	Operator, communication channel Operator of a communication channel.
FB	Nominated freight company Party nominated to act as transport company or carrier for the goods.
FC	Contractor, main Firm or grouping of co-contractors which has been awarded the contract.
FD	Buyer's parent company Parent company, e.g. holding company.
FE	Credit rating agency A party which evaluates another party for credit rating.

CL02	Party role code Code giving specific meaning to a party.
FF	Factor, correspondent Factoring company engaged by another factoring company to assist the letter with the services provided to the clients (sellers).
FG	Buyer as officially registered Buying party as officially registered with government.
FH	Seller as officially registered Selling party as officially registered with government.
FI	Copy message to Party that is to receive a copy of a message.
FJ	Trade Union Organisation representing employees.
FK	Previous Trade Union Employee organisation who previously represented an employee .
FL	Passenger A person conveyed by a means of transport, other than the crew.
FM	Crew member A person manning a means of transport.
FN	Tariff issuer The issuer of a tariff, e.g. a freight tariff.
FO	Party performing inspection A party which inspects something.
FP	Freight/charges payer Party responsible for the payment of freight.
FQ	Container survey agent The container survey agency that will survey the containers.
FR	Message from Party where the message comes from.
FS	Party authorized to make definite a contract action Party who has the authority to make definite a contract action.
FT	Financial settlement party [3450] Party responsible for either the transfer or repatriation of the funds relating to a transaction.
FU	Hazardous material office The office responsible for providing information regarding hazardous material.
FV	Party providing government furnished property The party responsible for providing government furnished property.
FW	Freight forwarder Party arranging forwarding of goods.
FX	Current receiver Current receiver of the goods in a multi-step transportation process (indirect flow) involving at least one grouping centre.
FY	Current sender Current sender of the goods in a multi-step transportation process (indirect flow) involving at least one grouping centre.
FZ	Grouping centre A party in charge of groupage, including degroupage and regroupage.
GA	Road carrier A road carrier moving cargo.
GB	Chamber of commerce Name of the Chamber of Commerce of the town where the company is registered.
GC	Goods custodian [3024] Party responsible for the keeping of goods.
GD	Producer Party or person who has produced the produce.

CL02	Party role code Code giving specific meaning to a party.
GE	Registration tribunal Name of the tribunal where the company is registered.
GF	Slot charter party An identification code of a participant or user that books slots (space) on a ship, more likely on a long term basis on a series of sailings. He pays for the space whether he uses it or not.
GH	Applicant for job A person who applied for a job.
GI	Spouse Person is a spouse.
GJ	Mother Person is a mother.
GK	Father Person is a father.
GL	Socially insured person A person who is registered in a social security scheme.
GM	Inventory controller To specifically identify the party in charge of inventory control.
GN	Processor Party or person who has or will apply a process.
GO	Goods owner The party which owns the goods.
GP	Packer Party or person who has undertaken or will undertake packing.
GQ	Slaughterer Party or person who has undertaken or will undertake a slaughter.
GR	Goods releasing party [3026] Party entitled to authorize release of goods from custodian.
GS	Consignor's representative Party authorised to represent the consignor.
GT	Rail carrier A carrier moving cargo, including containers, via rail.
GU	Originator of article number A code identifying the party which created a specific article number.
GV	Procurement responsibility for order A code used to identify the organization which is responsible for the procurement.
GW	Party fulfilling all operations Code indicating the fact that the party identified carries out all operations within that company's activities.
GX	Central catalogue party Party controlling a central catalogue.
GY	Inventory reporting party Party reporting inventory information.
GZ	Substitute supplier Party which may be in a position to supply products or services should the main usual supplier be unable to do so.
HA	Party which delivers consignments to the terminal Party which delivers consignments to a terminal.
HB	Party which picks up consignments from the terminal Party which picks up consignments from a terminal.
HC	Transit freight forwarder Freight forwarder to whom transit consignments are addressed, and from whom they are to be on-forwarded.
HD	Inspection and acceptance party The party who will perform inspection and acceptance.

CL02	Party role code Code giving specific meaning to a party.
HE	Transportation office The office that provides transportation information.
HF	Contract administration office The office responsible for the administration of a contract.
HG	Investigator A party who conducts investigations.
HH	Audit office The office responsible for conducting audits.
HI	Requestor The party requesting an action.
HJ	Foreign disclosure information office The office that reviews sensitive information for foreign disclosure.
HK	Mark-for party The party within an organization for whom the material is marked to be delivered.
HL	Party to receive reports The party to whom reports are to be submitted.
HM	Alternative manufacturer Party identification of an alternative manufacturer for a product.
HN	Service performer The party who is performing a service.
HO	Shipper's association An association of shippers.
HP	Final message recipient To identify the final recipient of the message.
HQ	Account owner Identifies the owner of the account.
HR	Shipping line service Identifies the shipping line service organization.
HS	Creditor Party to whom payment is due.
HT	Clearing house Institution through which funds will be paid.
HU	Ordering bank Bank which instructed the sender to act on the transaction(s).
HV	Receiver of funds Identifies the financial party that receives the funds.
HW	Sender of funds Identifies the party that sends the funds.
HX	Debtor Party from whom payment is due.
HY	Presenting bank The bank which presents documents to the drawee.
HZ	Work team Team responsible for performing work.
I1	Intermediary bank 1 A financial institution between the ordered bank and the beneficiary's bank.
I2	Intermediary bank 2 A financial institution between the ordered bank and the beneficiary's bank.
IB	Intermediary/broker A person intervening between parties to produce agreement or reconciliation.
IC	Intermediate consignee The intermediate consignee.
ID	Replacing manufacturer A code used to identify a party who replaces the previous party for the manufacture of an article.

CL02	Party role code Code giving specific meaning to a party.
IE	Non-resident third party company with whom financial account is held Identifies the non-resident third party company with whom the financial account is held.
IF	Non-resident group company with whom financial account is held Identifies the non-resident group company with whom the financial account is held.
IG	Non-resident beneficiary The ultimate non-resident recipient of the funds. Normally the account owner who is reimbursed by the payer.
IH	Resident beneficiary The ultimate resident recipient of the funds. Normally the account owner who is reimbursed by the payer.
II	Invoice issuer [3028] Party issuing an invoice.
IJ	Non-resident instructing party Identifies the non-resident party originating the instruction.
IL	Resident instructing party Identifies the resident party originating the instruction.
IM	Importer [3020] Party who makes - or on whose behalf a Customs clearing agent or other authorized person makes - an import declaration. This may include a person who has possession of the goods or to whom the goods are consigned.
IN	Insurer A person or company offering insurance policies for premiums.
IO	Insurance company A company engaged in the business of insurance.
IP	Insurance claim adjuster A party which adjusts losses on behalf of an insurer.
IQ	Domestic financial institution Domestic party acting as financial institution.
IR	Non-domestic financial institution Non-domestic party acting as financial institution.
IS	Party to receive certified inspection report Party (at buyer) to receive certified inspection report.
IT	Installation on site A party who possesses the site on which an installation shall be made.
IU	Non-resident debtor Non-resident party who makes the payment or against whom a claim exists.
IV	Invoicee [3006] Party to whom an invoice is issued.
IW	Non-resident creditor Non-resident party receiving the payment or against whom a liability exists.
IX	Supplier work team The supplier's team responsible for performing the work.
IY	Tenant manager A code to identify the party who rents the rights to use the goodwill and facilities of an enterprise.
IZ	Party mandated to liquidate an enterprise A code to identify the party who has been legally mandated to sell off an enterprise.
JA	Certified accountant Code identifying the party as a certified accountant.
JB	Goods collection party Party that will collect or has collected the goods.
JC	Party at final place of positioning Identifies the party at the final place of positioning.

CL02	Party role code Code giving specific meaning to a party.
JD	Customs office of clearance Identifies the office where customs clearance procedures take place.
JE	Party from whom customs documents are to be picked up Identification of the party from whom customs documents are to be picked up.
JF	Party from whom non-customs documents are to be picked up Identification of the party from whom non-customs documents are to be picked up.
JG	Party to receive customs documents Identification of the party to whom customs documents are to be delivered.
JH	Party to receive non-customs documents Identification of the party to whom non-customs documents are to be delivered.
LA	Party designated to provide living animal care Party responsible to take care of transported living animals.
LB	Co-producer A code used to identify a party who participates in production.
LC	Party declaring the Value Added Tax (VAT) A code to identify the party who is responsible for declaring the Value Added Tax (VAT) on the sale of goods or services.
LD	Party recovering the Value Added Tax (VAT) A code to identify the party who is eligible to recover the Value Added Tax (VAT) on the sale of goods or services.
LE	Person on claim To identify the person who is the subject of the claim.
LF	Buyer's corporate office The identification of the buyer's corporate office.
LG	Supplier's corporate office The identification of the supplier's corporate office.
LH	Liquidator The party responsible for settling or paying a debt.
LI	Account coordinator An individual with coordination responsibilities for a specific account.
LJ	Inspection leader An individual responsible for an inspection team.
LK	Patient A person receiving or registered to receive medical treatment.
LL	Patient companion Person accompanying the patient.
LM	Medical treatment executant The party who executes a medical treatment.
LN	Lender Party lending goods or equipment.
LO	Medical treatment prescriber The party who prescribes a medical treatment.
LP	Loading party Party responsible for the loading when other than carrier.
LQ	Debt payment authorisation party A party which authorises the payment of a debt.
LR	Administration centre Identification of an administration centre.
LS	Product services and repairs centre A centre which services and repairs products.
LT	Secretariat Party is a secretariat.
LU	Entry point technical assessment group Party acts as an entry point for technical assessment.

CL02	Party role code Code giving specific meaning to a party.
LV	Party assigning a status Party responsible for assigning a status.
MA	Party for whom item is ultimately intended Party for whom item is ultimately intended.
MAD	Meter administrator A party responsible for keeping a register of meters and related characteristics.
MDR	Metered data responsible A party responsible for the establishment and validation of metered data received from the Metered Data Collector.
MF	Manufacturer of goods [3513] Party who manufactures the goods.
MG	Party designated to execute re-icing Party designated to execute re-icing, selected in the official list of mandatories competent for this kind of operation.
MI	Planning schedule/material release issuer A party issuing a planning schedule/material release.
MP	Manufacturing unit A party acting as a particular production unit of a manufacturer.
MR	Message recipient A party to receive a message or messages.
MS	Document/message issuer/sender Issuer of a document and/or sender of a message.
MT	Party designated to execute sanitary procedures A party which is designated to execute sanitary procedures.
N1	Notify party no. 1 The first party which is to be notified. Notes: 1. This code value will be removed effective with directory D.09A.
N2	Notify party no. 2 The second party which is to be notified.
NI	Notify party [3180] Party to be notified. Synonym: Notify party No. 1.
OA	Break bulk berth operator Party who offers facilities for berthing of vessels, handling and storage of break bulk cargo.
OB	Ordered by Party who issued an order.
OC	Party data responsible party The party responsible for all party data.
OD	Equipment repair party A party making repairs to equipment.
OE	Owner of property Party owning a property.
OF	On behalf of Party on behalf of which an action is executed.
OG	Owner or lessor's surveyor Surveyor hired by the owner or lessor of the item.
OH	Lessee's surveyor Surveyor hired by the lessee of the item.
OI	Outside inspection agency Third party inspecting goods or equipment.
OJ	Third party Another party besides the two principals.
OK	Receiver's sub-entity Identifies a sub-entity within the receiver's organization.

CL02	Party role code Code giving specific meaning to a party.
OL	Case of need party Party to be approached in case of difficulty.
OM	Collecting bank Any bank, other than the remitting bank, involved in processing the collection.
ON	Remitting bank The bank to which the principal has entrusted the handling of a collection.
OO	Order of the shipper party The owner of goods under consignment which are moving under a negotiable transport document and will only be released upon receipt of the original transport document.
OP	Operator of property or equipment The party which operates property or a unit of equipment.
OQ	Collection principal The party entrusting the handling of a collection to a bank.
OR	Ordered bank Identifies the bank servicing the account for the ordering customer or payer.
OS	Original shipper The original supplier of the goods.
OT	Outside test agency Third party testing goods, equipment or services.
OU	Account owner's servicing bank on the sending side Identifies the financial institution on the sending side which services the account owner's bank account(s).
OV	Transport means owner Party owning the means of transport. No synonym of carrier (= CA).
OW	Account owner's servicing bank on the receiving side Identifies the financial institution on the receiving side which services the account owner's bank account(s).
OX	Sender's correspondent bank The account, or branch of the sender, or another financial institution, through which the sender will reimburse the receiver.
OY	Ordering customer Identifies the originator of the instruction.
OZ	Receiver's correspondent bank The branch of the receiver, or another financial institution, at which the funds will be made available to the receiver.
P1	Contact party 1 First party to contact.
P2	Contact party 2 Second party to contact.
P3	Contact party 3 Third party to contact.
P4	Contact party 4 Fourth party to contact.
PA	Party to receive inspection report Party to whom the inspection report should be sent.
PB	Paying financial institution Financial institution designated to make payment.
PC	Actual purchaser's customer Party the purchaser within the actual message is selling the ordered goods or services to.
PD	Purchaser's department buyer Purchasing department of buyer.
PE	Payee Identifies the credit party when other than the beneficiary.

CL02	Party role code Code giving specific meaning to a party.
PF	Party to receive freight bill Party to whom the freight bill should be sent.
PG	Prime contractor Party responsible for the whole project if other than the buyer.
PH	Payer's financial institution Institution chosen by the payer to execute financial transactions on his behalf.
PI	Payee's company name/ID Receiving company name/ID (ACH transfers).
PJ	Party to receive correspondence Second party designated by a first party to receive certain correspondence in lieu of it being mailed directly to this first party.
PK	Contact party Party to contact.
PL	Payor Identifies the debit party when other than the ordering customer (for banking purposes). Notes: 1. This code value will be removed effective with directory D.09A.
PM	Party to receive paper memo of invoice Party being informed about invoice issue (via paper).
PN	Party to receive shipping notice The party is to be the recipient of the shipping notice.
PO	Ordering party To be used only if ordering party and buyer are not identical.
PQ	Certifying party A party which certifies something.
PR	Payer [3308] Party responsible for making a payment.
PS	Payer's company name/ID (Check, Draft or Wire) Party to send cheque, draft or wire for payment.
PT	Party to receive test report A party which is named to be the recipient of test reports.
PW	Despatch party [3282] Party where goods are to be, or have been, taken over by a carrier such as the place where a container is picked-up.
PX	Party to receive all documents A party which is named to be the recipient of all documents.
PY	Checking party Party or contact designated on behalf of carrier or his agent to establish the actual figures for quantities, weight, volume and/or (cube) measurements of goods or containers which are to appear in the transport contract and on which charges will be based.
PZ	Party to print some document The party that is to print a specific document.
RA	Central bank or regulatory authority Identifies central bank or regulatory authority which must be informed of certain aspects of a message.
RB	Receiving financial institution Financial institution designated to receive payment.
RE	Party to receive commercial invoice remittance Party to whom payment for a commercial invoice or bill should be remitted.
RF	Received from Name of a person or department which actually delivers the goods.
RH	Seller's financial institution Financial institution designated by seller to receive payment. RDFI (ACH transfers).

CL02	Party role code Code giving specific meaning to a party.
RI	Reinsurance intermediary/broker Intermediary party between ceding company and reinsurance.
RL	Reporting carrier (Customs) Party who makes the cargo report to Customs.
RM	Reporting carrier's nominated agent/representative (Customs) Agent who formally makes a cargo report to Customs on behalf of the carrier.
RP	Routing party Party responsible for the selection of the carrier(s).
RS	Party to receive statement of account Party to whom the statement of account should be sent.
RV	Receiver of cheque Identifies the party which is to receive the actual cheque, when different from the receiver of funds.
RW	Issuer of waybill Party issuing the contract (waybill) for carriage.
SB	Sales responsibility A party being responsible for sales.
SE	Seller [3346] Party selling merchandise or services to a buyer.
SF	Ship from Identification of the party from where goods will be or have been shipped.
SG	Store group A chain of shops or stores.
SI	Shipping schedule issuer The party which issues a shipping schedule.
SN	Store keeper A party keeping a shop or store.
SO	Sold to if different than bill to Party to whom the goods have been sold, if different to the bill to party.
SR	Seller agent [3254] Party representing the seller for the purpose of a trade transaction.
SS	Social securities collector's office Party collecting social securities premiums.
ST	Ship to Identification of the party to where goods will be or have been shipped.
SU	Supplier Party who supplies goods and or services.
SX	Surety for additions Natural or legal person (generally a bank or insurance company) who accepts responsibility in due legal form for the financial guarantee to Customs of the payment of additional duties or fees that become due against a particular shipment, which have not previously been covered by surety.
SY	Surety Natural or legal person (generally a bank or insurance company) who accepts responsibility in due legal form for the financial consequences of non-fulfillment of another's obligations to the Customs (CCC).
SZ	Surety for antidumping/countervailing duty Natural or legal person that has been contracted by the importer to guarantee to Customs the payment of antidumping and/or countervailing duties that become due against a particular shipment.
TA	Legal receiver The party responsible for a receivership.
TB	Submitter To specify that the party is a submitter.
TC	Tax collector's office Party collecting taxes.

CL02	Party role code Code giving specific meaning to a party.
TCP	Transit charge payer Party, other than the ordering party, which has to pay the charges concerning the transit operations.
TCR	Transport capacity responsible party Party responsible for transport capacity.
TD	Party to receive technical documentation Party to whom technical documentation should be sent.
TE	Bankruptcy referee To specify that the party is a referee in a bankruptcy case.
TF	Source of information To specify that the party is the source of information.
TG	Judge To specify that the party is a judge.
TH	Attorney To specify that the party is an attorney.
TI	Law firm To specify that the party is a law firm.
TJ	Trustee To specify that the party is a trustee.
TK	Signatory To specify that the party is a signatory.
TL	Occupant The party is an occupant.
TM	Co-occupant The party is a co-occupant.
TN	Subject of inquiry The party is the subject of an inquiry.
TO	Lessor The party is a lessor.
TP	Owner of residence Identifies the owner of a residence.
TQ	Founder Identifies the founder.
TR	Terminal operator A party which handles the loading and unloading of marine vessels.
TS	Party to receive certified test results Party to whom the certified test results should be sent.
TT	Transfer to The party which is the recipient of a transfer.
TU	President Identifies the president.
TV	Chairperson Identifies the chairperson.
TW	Legal title holder Identifies the legal title holder.
TX	Shareholder Identifies a shareholder.
TY	Provider Identifies the provider.
TZ	Military branch Identifies the branch of the military.
UA	Educational institution Identifies a university, college or school.
UB	Assignor Identifies the assignor.

CL02	Party role code Code giving specific meaning to a party.
UC	Ultimate consignee Party who has been designated on the invoice or packing list as the final recipient of the stated merchandise.
UD	Ultimate customer The final recipient of goods.
UE	Advisor Identifies the advisor.
UF	Co-defendant Identifies the co-defendant.
UG	Merged company with retained identity Company whose identity has been retained from a merger.
UH	Party represented Identifies the party represented.
UHP	Unexpected handling party Party authorized (during a voyage) to apply unexpected handling procedures or party having applied these procedures.
UI	Assignee Identifies the assignee.
UJ	Key person Identifies the key person.
UK	Author Identifies the author.
UL	Ultimate parent company Identifies the ultimate parent company.
UM	Party not to be confused with Identifies a party not to be confused with another party.
UN	Accountant Identifies the accountant.
UO	Plaintiff Identifies the plaintiff.
UP	Unloading party A party to unload the goods.
UQ	Parent company Identifies the parent company.
UR	Affiliated company Identifies the affiliated company.
US	Bailiff Identifies the bailiff.
UT	Merged company Identifies the company involved in a merger.
UU	Defendant Identifies the defendant.
UV	Petitioning creditor Identifies the petitioning creditor.
UW	Guarantee agency Identifies the guarantee agency.
UX	Organization group Identifies the organization group.
UY	Subsidiary Identifies the subsidiary.
UZ	Industry association Identifies the industry association.
VA	Joint owner Identifies the joint owner.
VB	Joint venture Identifies the joint venture.

CL02	Party role code Code giving specific meaning to a party.
VC	Filing office Identifies the filing office.
VE	Court Identifies the court.
VF	Liability holder Identifies the liability holder.
VG	Local government sponsor Identifies the local government sponsor.
VH	Mortgage company Identifies the mortgage company.
VI	Notary public Identifies the notary public.
VJ	Officer Identifies the officer.
VK	Publisher Identifies the publisher.
VL	Party manufactured for Identifies the party for whom manufacturing of goods is done.
VM	Previous owner Identifies the previous owner.
VN	Vendor Party vending goods or services.
VO	Purchased company Identifies the purchased company.
VP	Receiver manager Manager of a business which is in receivership status and which will not be liquidated.
VQ	Responsible government agency Identifies the responsible government agency.
VR	Sole proprietor Identifies the sole proprietor.
VS	Auctioneer Identifies the auctioneer.
VT	Branch Identifies the branch.
VU	Business Identifies the business.
VV	Ultimate same country parent company Identifies the highest level parent company in the same country.
VW	Responsible party Identifies the party that can be called to account.
VX	Secured party Identifies a party that is guaranteed against loss.
VY	Other related party Identifies an entity as an unspecified but related party.
VZ	Co-debtor Identifies an entity as a joint or mutual debtor.
WA	Company which holds financial interest Identifies a company which holds any financial stake in an undertaking or organization.
WB	Rating organization Identifies an organization responsible for assigning a classification or rating.
WC	Information reference agency The agency responsible for the reference of information.
WD	Warehouse depositor [3004] Party depositing goods in a warehouse.

CL02	Party role code Code giving specific meaning to a party.
WE	Compilation agency The agency responsible for the compilation of information.
WF	Information maintenance agency The agency responsible for the maintenance of information.
WG	Information dissemination agency The agency responsible for the dissemination of information.
WH	Warehouse keeper [3022] Party taking responsibility for goods entered into a warehouse.
WI	Inspection address Specifies the address for an inspection.
WJ	Refusal party Identification of the party responsible for a refusal.
WK	Value added network provider A party that provides telecommunications interconnectivity services in an electronic data interchange environment.
WL	Agency The business or establishment of an agent.
WM	Works manager A party managing works.
WN	Party to receive order to supply Party designated by the registering party to receive a binding direction to supply something.
WO	Party to receive invitation to offer An entity to receive an invitation to offer.
WP	Sub-entity A part into which an entity has been divided.
WPA	Weighting party Party designated (legally accepted) to ascertain the weight.
WQ	Doing business as The name under which business is conducted.
WR	Party submitting quote The party stating the price of something to be purchased.
WS	Wholesaler Seller of articles, often in large quantities, to be retailed by others.
WT	Affiliated party A party attached or connected to another party.
WU	Previous name Name of an entity used before the current name.
WV	Party performing task An entity responsible for performing a task to be undertaken.
WW	Registering party Party performing the registration.
WX	Inland clearance depot operator Party that offers the facility for the goods or container(s) to be cleared by customs authorities or other governmental authorities in the interior of a country.
WY	Destination terminal operator Party that operates a terminal to which goods or containers are destined.
WZ	Departure terminal operator Party that operates a terminal from which goods or containers have departed or will depart.
ZZZ	Mutually defined Party specification mutually agreed between interchanging parties.

3.2.8.4 CL03 – Item type identification code (English Only)

CL03	
Item type identification code	
Coded identification of an item type.	
AA	Product version number Number assigned by manufacturer or seller to identify the release of a product.
AB	Assembly The item number is that of an assembly.
AC	HIBC (Health Industry Bar Code) Article identifier used within health sector to indicate data used conforms to HIBC.
AD	Cold roll number Number assigned to a cold roll.
AE	Hot roll number Number assigned to a hot roll.
AF	Slab number Number assigned to a slab, which is produced in a particular production step.
AG	Software revision number A number assigned to indicate a revision of software.
AH	UPC (Universal Product Code) Consumer package code (1-5-5) An 11-digit code that uniquely identifies consumer packaging of a product; does not have a check digit.
AI	UPC (Universal Product Code) Consumer package code (1-5-5-1) A 12-digit code that uniquely identifies the consumer packaging of a product, including a check digit.
AJ	Sample number Number assigned to a sample.
AK	Pack number Number assigned to a pack containing a stack of items put together (e.g. cold roll sheets (steel product)).
AL	UPC (Universal Product Code) Shipping container code (1-2-5-5) A 13-digit code that uniquely identifies the manufacturer's shipping unit, including the packaging indicator.
AM	UPC (Universal Product Code)/EAN (European article number) Shipping container code (1-2-5-5-1) A 14-digit code that uniquely identifies the manufacturer's shipping unit, including the packaging indicator and the check digit.
AN	UPC (Universal Product Code) suffix A suffix used in conjunction with a higher level UPC (Universal product code) to define packing variations for a product.
AO	State label code A code which specifies the codification of the state's labelling requirements.
AP	Heat number Number assigned to the heat (also known as the iron charge) for the production of steel products.
AQ	Coupon number A number identifying a coupon.
AR	Resource number A number to identify a resource.
AS	Work task number A number to identify a work task.
AT	Price look up number Identification number on a product allowing a quick electronic retrieval of price information for that product.
AU	NSN (North Atlantic Treaty Organization Stock Number) Number assigned under the NATO (North Atlantic Treaty Organization) codification system to provide the identification of an approved item of supply.

CL03	Item type identification code Coded identification of an item type.
AV	Refined product code A code specifying the product refinement designation.
AW	Exhibit A code indicating that the product is identified by an exhibit number.
AX	End item A number specifying an end item.
AY	Federal supply classification A code to specify a product's Federal supply classification.
AZ	Engineering data list A code specifying the product's engineering data list.
BA	Milestone event number A number to identify a milestone event.
BB	Lot number A number indicating the lot number of a product.
BC	National drug code 4-4-2 format A code identifying the product in national drug format 4-4-2.
BD	National drug code 5-3-2 format A code identifying the product in national drug format 5-3-2.
BE	National drug code 5-4-1 format A code identifying the product in national drug format 5-4-1.
BF	National drug code 5-4-2 format A code identifying the product in national drug format 5-4-2.
BG	National drug code A code specifying the national drug classification.
BH	Part number A number indicating the part.
BI	Local Stock Number (LSN) A local number assigned to an item of stock.
BJ	Next higher assembly number A number specifying the next higher assembly or component into which the product is being incorporated.
BK	Data category A code specifying a category of data.
BL	Control number To specify the control number.
BM	Special material identification code A number to identify the special material code.
BN	Locally assigned control number A number assigned locally for control purposes.
BO	Buyer's colour Colour assigned by buyer.
BP	Buyer's part number Reference number assigned by the buyer to identify an article.
BQ	Variable measure product code A code assigned to identify a variable measure item.
BR	Financial phase To specify as an item, the financial phase.
BS	Contract breakdown To specify as an item, the contract breakdown.
BT	Technical phase To specify as an item, the technical phase.
BU	Dye lot number Number identifying a dye lot.
BV	Daily statement of activities A statement listing activities of one day.

CL03	Item type identification code
	Coded identification of an item type.
BW	Periodical statement of activities within a bilaterally agreed time period Periodical statement listing activities within a bilaterally agreed time period.
BX	Calendar week statement of activities A statement listing activities of a calendar week.
BY	Calendar month statement of activities A statement listing activities of a calendar month.
BZ	Original equipment number Original equipment number allocated to spare parts by the manufacturer.
CC	Industry commodity code The codes given to certain commodities by an industry.
CG	Commodity grouping Code for a group of articles with common characteristics (e.g. used for statistical purposes).
CL	Colour number Code for the colour of an article.
CR	Contract number Reference number identifying a contract.
CV	Customs article number Code defined by Customs authorities to an article or a group of articles for Customs purposes.
DR	Drawing revision number Reference number indicating that a change or revision has been applied to a drawing.
DW	Drawing Reference number identifying a drawing of an article.
EC	Engineering change level Reference number indicating that a change or revision has been applied to an article's specification.
EF	Material code Code defining the material's type, surface, geometric form plus various classifying characteristics.
EN	International Article Numbering Association (EAN) Number assigned to a manufacturer's product according to the International Article Numbering Association.
GB	Buyer's internal product group code Product group code used within a buyer's internal systems.
GN	National product group code National product group code. Administered by a national agency.
GS	General specification number The item number is a general specification number.
HS	Harmonised system The item number is part of, or is generated in the context of the Harmonised Commodity Description and Coding System (Harmonised System), as developed and maintained by the World Customs Organization (WCO).
IB	ISBN (International Standard Book Number) A unique number identifying a book.
IN	Buyer's item number The item number has been allocated by the buyer.
IS	ISSN (International Standard Serial Number) A unique number identifying a serial publication.
IT	Buyer's style number Number given by the buyer to a specific style or form of an article, especially used for garments.
IZ	Buyer's size code Code given by the buyer to designate the size of an article in textile and shoe industry.

CL03	Item type identification code Coded identification of an item type.
MA	Machine number The item number is a machine number.
MF	Manufacturer's (producer's) article number The number given to an article by its manufacturer.
MN	Model number Reference number assigned by the manufacturer to differentiate variations in similar products in a class or group.
MP	Product/service identification number Reference number identifying a product or service.
NB	Batch number The item number is a batch number.
ON	Customer order number Reference number of a customer's order.
PD	Part number description Reference number identifying a description associated with a number ultimately used to identify an article.
PL	Purchaser's order line number Reference number identifying a line entry in a customer's order for goods or services.
PO	Purchase order number Reference number identifying a customer's order.
PV	Promotional variant number The item number is a promotional variant number.
QS	Buyer's qualifier for size The item number qualifies the size of the buyer.
RC	Returnable container number Reference number identifying a returnable container.
RN	Release number Reference number identifying a release from a buyer's purchase order.
RU	Run number The item number identifies the production or manufacturing run or sequence in which the item was manufactured, processed or assembled.
RY	Record keeping of model year The item number relates to the year in which the particular model was kept.
SA	Supplier's article number Number assigned to an article by the supplier of that article.
SG	Standard group of products (mixed assortment) The item number relates to a standard group of other items (mixed) which are grouped together as a single item for identification purposes.
SK	SKU (Stock keeping unit) Reference number of a stock keeping unit.
SN	Serial number Identification number of an item which distinguishes this specific item out of a number of identical items.
SRS	RSK number Plumbing and heating.
SRT	IFLS (Institut Francais du Libre Service) 5 digit product classification code 5 digit code for product classification managed by the Institut Francais du Libre Service.
SRU	IFLS (Institut Francais du Libre Service) 9 digit product classification code 9 digit code for product classification managed by the Institut Francais du Libre Service.
SRV	EAN.UCC Global Trade Item Number A unique number, up to 14-digits, assigned according to the numbering structure of the EAN.UCC system. 'EAN' stands for the 'International Article Numbering Association', and 'UCC' for the 'Uniform Code Council'.

CL03	Item type identification code Coded identification of an item type.
SRW	EDIS (Energy Data Identification System) European system for identification of meter data.
SRX	Slaughter number Unique number given by a slaughterhouse to an animal or a group of animals of the same breed.
SRY	Official animal number Unique number given by a national authority to identify an animal individually.
SS	Supplier's supplier article number Article number referring to a sales catalogue of supplier's supplier.
ST	Style number Number given to a specific style or form of an article, especially used for garments.
TG	Transport group number (8012) Additional number to form article groups for packing and/or transportation purposes.
UA	Ultimate customer's article number Number assigned by ultimate customer to identify relevant article.
UP	UPC (Universal product code) Number assigned to a manufacturer's product by the Product Code Council.
VN	Vendor item number Reference number assigned by a vendor/seller identifying a product/service/article.
VP	Vendor's (seller's) part number Reference number assigned by a vendor/seller identifying an article.
VS	Vendor's supplemental item number The item number is specified by the vendor as a supplemental number for the vendor's purposes.
VX	Vendor specification number The item number has been allocated by the vendor as a specification number.
ZZZ	Mutually defined A code assigned within a code list to be used on an interim basis and as defined among trading partners until a precise code can be assigned to the code list.

3.2.8.5 CL04 – Country name code (English Only)

CL04	Country name code Identification of the name of the country or other geographical entity. ISO 3166-1-alpha-2 code
AD	ANDORRA
AE	UNITED ARAB EMIRATES
AF	AFGHANISTAN
AG	ANTIGUA AND BARBUDA
AI	ANGUILLA
AL	ALBANIA
AM	ARMENIA
AN	NETHERLANDS ANTILLES
AO	ANGOLA
AQ	ANTARCTICA
AR	ARGENTINA
AS	AMERICAN SAMOA
AT	AUSTRIA
AU	AUSTRALIA
AW	ARUBA

CL04	Country name code Identification of the name of the country or other geographical entity. ISO 3166-1-alpha-2 code
AX	ÅLAND ISLANDS
AZ	AZERBAIJAN
BA	BOSNIA AND HERZEGOVINA
BB	BARBADOS
BD	BANGLADESH
BE	BELGIUM
BF	BURKINA FASO
BG	BULGARIA
BH	BAHRAIN
BI	BURUNDI
BJ	BENIN
BM	BERMUDA
BN	BRUNEI DARUSSALAM
BO	BOLIVIA
BR	BRAZIL
BS	BAHAMAS
BT	BHUTAN
BV	BOUVET ISLAND
BW	BOTSWANA
BY	BELARUS
BZ	BELIZE
CA	CANADA
CC	COCOS (KEELING) ISLANDS
CD	CONGO, THE DEMOCRATIC REPUBLIC OF THE
CF	CENTRAL AFRICAN REPUBLIC
CG	CONGO
CH	SWITZERLAND
CI	COTE D'IVOIRE
CK	COOK ISLANDS
CL	CHILE
CM	CAMEROON
CN	CHINA
CO	COLOMBIA
CR	COSTA RICA
CU	CUBA
CV	CAPE VERDE
CX	CHRISTMAS ISLAND
CY	CYPRUS
CZ	CZECH REPUBLIC
DE	GERMANY
DJ	DJIBOUTI
DK	DENMARK
DM	DOMINICA
DO	DOMINICAN REPUBLIC
DZ	ALGERIA
EC	ECUADOR
EE	ESTONIA
EG	EGYPT
EH	WESTERN SAHARA
ER	ERITREA

CL04	Country name code Identification of the name of the country or other geographical entity. ISO 3166-1-alpha-2 code
ES	SPAIN
ET	ETHIOPIA
FI	FINLAND
FJ	FIJI
FK	FALKLAND ISLANDS (MALVINAS)
FM	MICRONESIA, FEDERATED STATES OF
FO	FAROE ISLANDS
FR	FRANCE
GA	GABON
GB	UNITED KINGDOM
GD	GRENADA
GE	GEORGIA
GF	FRENCH GUIANA
GG	GUERNSEY
GH	GHANA
GI	GIBRALTAR
GL	GREENLAND
GM	GAMBIA
GN	GUINEA
GP	GUADELOUPE
GQ	EQUATORIAL GUINEA
GR	GREECE
GS	SOUTH GEORGIA AND THE SOUTH SANDWICH ISLANDS
GT	GUATEMALA
GU	GUAM
GW	GUINEA-BISSAU
GY	GUYANA
HK	HONG KONG
HM	HEARD ISLAND AND MCDONALD ISLANDS
HN	HONDURAS
HR	CROATIA
HT	HAITI
HU	HUNGARY
ID	INDONESIA
IE	IRELAND
IL	ISRAEL
IM	ISLE OF MAN
IN	INDIA
IO	BRITISH INDIAN OCEAN TERRITORY
IQ	IRAQ
IR	IRAN, ISLAMIC REPUBLIC OF
IS	ICELAND
IT	ITALY
JE	JERSEY
JM	JAMAICA
JO	JORDAN
JP	JAPAN
KE	KENYA
KG	KYRGYZSTAN
KH	CAMBODIA

CL04	Country name code Identification of the name of the country or other geographical entity. ISO 3166-1-alpha-2 code
KI	KIRIBATI
KM	COMOROS
KN	SAINT KITTS AND NEVIS
KP	KOREA, DEMOCRATIC PEOPLE'S REPUBLIC OF
KR	KOREA, REPUBLIC OF
KW	KUWAIT
KY	CAYMAN ISLANDS
KZ	KAZAKHSTAN
LA	LAO PEOPLE'S DEMOCRATIC REPUBLIC
LB	LEBANON
LC	SAINT LUCIA
LI	LIECHTENSTEIN
LK	SRI LANKA
LR	LIBERIA
LS	LESOTHO
LT	LITHUANIA
LU	LUXEMBOURG
LV	LATVIA
LY	LIBYAN ARAB JAMAHIRIYA
MA	MOROCCO
MC	MONACO
MD	MOLDOVA, REPUBLIC OF
ME	MONTENEGRO
MG	MADAGASCAR
MH	MARSHALL ISLANDS
MK	MACEDONIA, THE FORMER YUGOSLAV REPUBLIC OF
ML	MALI
MM	MYANMAR
MN	MONGOLIA
MO	MACAO
MP	NORTHERN MARIANA ISLANDS
MQ	MARTINIQUE
MR	MAURITANIA
MS	MONTSERRAT
MT	MALTA
MU	MAURITIUS
MV	MALDIVES
MW	MALAWI
MX	MEXICO
MY	MALAYSIA
MZ	MOZAMBIQUE
NA	NAMIBIA
NC	NEW CALEDONIA
NE	NIGER
NF	NORFOLK ISLAND
NG	NIGERIA
NI	NICARAGUA
NL	NETHERLANDS
NO	NORWAY
NP	NEPAL

CL04	Country name code	
	Identification of the name of the country or other geographical entity.	
	ISO 3166-1-alpha-2 code	
	NR	NAURU
	NU	NIUE
	NZ	NEW ZEALAND
	OM	OMAN
	PA	PANAMA
	PE	PERU
	PF	FRENCH POLYNESIA
	PG	PAPUA NEW GUINEA
	PH	PHILIPPINES
	PK	PAKISTAN
	PL	POLAND
	PM	SAINT PIERRE AND MIQUELON
	PN	PITCAIRN
	PR	PUERTO RICO
	PS	PALESTINIAN TERRITORY, OCCUPIED
	PT	PORTUGAL
	PW	PALAU
	PY	PARAGUAY
	QA	QATAR
	RE	REUNION
	RO	ROMANIA
	RS	SERBIA
	RU	RUSSIAN FEDERATION
	RW	RWANDA
	SA	SAUDI ARABIA
	SB	SOLOMON ISLANDS
	SC	SEYCHELLES
	SD	SUDAN
	SE	SWEDEN
	SG	SINGAPORE
	SH	SAINT HELENA
	SI	SLOVENIA
	SJ	SVALBARD AND JAN MAYEN
	SK	SLOVAKIA
	SL	SIERRA LEONE
	SM	SAN MARINO
	SN	SENEGAL
	SO	SOMALIA
	SR	SURINAME
	ST	SAO TOME AND PRINCIPE
	SV	EL SALVADOR
	SY	SYRIAN ARAB REPUBLIC
	SZ	SWAZILAND
	TC	TURKS AND CAICOS ISLANDS
	TD	CHAD
	TF	FRENCH SOUTHERN TERRITORIES
	TG	TOGO
	TH	THAILAND
	TJ	TAJIKISTAN
	TK	TOKELAU

CL04	Country name code Identification of the name of the country or other geographical entity. ISO 3166-1-alpha-2 code
TL	TIMOR-LESTE
TM	TURKMENISTAN
TN	TUNISIA
TO	TONGA
TR	TURKEY
TT	TRINIDAD AND TOBAGO
TV	TUVALU
TW	TAIWAN, PROVINCE OF CHINA
TZ	TANZANIA, UNITED REPUBLIC OF
UA	UKRAINE
UG	UGANDA
UM	UNITED STATES MINOR OUTLYING ISLANDS
US	UNITED STATES
UY	URUGUAY
UZ	UZBEKISTAN
VA	HOLY SEE (VATICAN CITY STATE)
VC	SAINT VINCENT AND THE GRENADINES
VE	VENEZUELA
VG	VIRGIN ISLANDS, BRITISH
VI	VIRGIN ISLANDS, U.S.
VN	VIET NAM
VU	VANUATU
WF	WALLIS AND FUTUNA
WS	SAMOA
YE	YEMEN
YT	MAYOTTE
ZA	SOUTH AFRICA
ZM	ZAMBIA
ZW	ZIMBABWE

3.2.8.6 CL05 – Transport means description code (English Only)

CL05	Transport means description code Code specifying the means of transport. UN/ECE Recommendation 28
31	Truck Automotive vehicle designed for hauling loads.
32	Truck, tanker Automotive vehicle with a tank.
33	Tractor Automotive vehicle with an engine designed for pulling.
34	Van Closed automotive vehicle designed for carrying freight.
35	Tiptanker Automotive vehicle designed with a tank lifting capability.
36	Truck, dry bulk Automotive vehicle designed for carrying dry bulk cargo.
37	Truck, container Automotive vehicle designed for carrying containers.
38	Carrier, car Automotive vehicle designed for carrying motorcars.

CL05	
Transport means description code	
Code specifying the means of transport.	
UN/ECE Recommendation 28	
39	Truck, reefer Automotive vehicle designed for the carriage of frozen cargo.
60	Multimodal, type unknown Multimodal transport of unknown type.
70	Fixed transport installation, type unknown Fixed transport installation of unknown type.
71	Pipeline A line of one or more pipes for continuous transport of liquid or gas commodity.
72	Powerline A line of one or more cables or wires for continuous transport of electricity.
80	Vessel, type unknown Vessel of unknown type.
81	Motor freighter Motorized vessel designed for carrying general cargo.
82	Motor tanker Motorized vessel designed for carrying liquid cargo.
83	Container vessel Vessel designed for carrying containers.
84	Gas tanker Vessel with tanks designed for carrying gas.
85	Motor freighter, tug Motorized vessel designed for carrying cargo and capable of towing.
86	Motor tanker, tug Motorized vessel designed for carrying liquid cargo and capable of towing.
87	Motor freighter with one or more ships alongside Motorized vessel designed for carrying general cargo that has one or more vessels alongside.
88	Motor freighter with tanker Motorized vessel designed for carrying general cargo alongside a vessel designed for carrying liquid cargo.
89	Motor freighter pushing one or more freighters Motorized vessel designed for carrying general cargo, pushing one or more vessels also designed for carrying general cargo.
150	General cargo vessel Vessel designed to carry general cargo.
151	Unit carrier Vessel designed to carry unit loads
152	Bulk carrier Vessel designed to carry bulk cargo.
153	Tanker Vessel solely equipped with tanks to carry cargo.
154	Liquefied gas tanker Tanker designed to carry liquefied gas.
155	Other special tanker Tanker designed to carry other special liquids.
157	Cargo and passenger vessel Vessel designed to carry cargo and passengers.
159	Passenger ship Vessel designed to carry more than 12 passengers.
160	Assistance vessel Vessel designed to give assistance.
170	Other sea-going vessel Sea-going vessel, not otherwise specified.
172	Work ship Vessel designed to assist in work.

CL05	Transport means description code Code specifying the means of transport. UN/ECE Recommendation 28
173	Push boat Vessel designed to push other vessels.
174	Dredger Vessel designed to scoop or suck mud or sand.
175	Fishing boat Vessel designed for fishing.
176	Research and education ship Vessel designed for research and education.
177	Navy vessel Vessel operated by a Navy.
178	Structure, floating Any floating structure.
180	Pleasure boat Vessel designed for recreation.
181	Speedboat Vessel designed for speed, often used for recreation.
182	Sailing boat with auxiliary motor Vessel designed primarily for sailing outfitted with an auxiliary motor.
183	Sailing yacht A specific type of vessel mostly used for pleasure and designed for sailing.
184	Boat for sport fishing Vessel designed for sport fishing.
185	Craft, pleasure, longer than 20 metres Vessel longer than 20 metres, designed for recreation.
189	Craft, other, recreational Vessel designed for recreation, not otherwise specified.
190	Fast ship Fast, all-purpose vessel.
191	Hydrofoil Vessel with wing-like structure for skimming at high speed.
192	Catamaran, fast Fast vessel designed with two parallel hulls.
210	Train, railroad One or more rail wagons pulled or pushed by one or more locomotive units, or self-propelled, that move over rail tracks.
220	Train, passenger Train designed to carry passengers.
230	Train, freight Train for carrying freight.
310	Truck, mail Automotive vehicle designed for carrying mail.
311	Truck dump Automotive vehicle designed with a cargo-dumping capability.
312	Truck, forklift Automotive vehicle designed for lifting cargo and heavy objects.
313	Loader, shovel Automotive vehicle designed for shoveling sand and other bulk material.
314	Truck, platform, fixed Automotive vehicle designed with a fixed platform.
315	Carrier, straddle Automotive vehicle designed for lifting and transporting containers.
320	Crane, mobile Automotive vehicle with cargo crane.

CL05	Transport means description code Code specifying the means of transport. UN/ECE Recommendation 28
330	Bus Automotive vehicle designed for carrying more than 8 passengers including the driver.
341	Van, delivery Automotive vehicle designed for making fast deliveries.
342	Van, light Automotive vehicle designed for light carriage.
343	Van, furniture Automotive vehicle designed for carrying furniture.
360	Tractor, industrial Automotive vehicle designed for towing one or more trailers.
362	Truck, freezer with isothermic trailer Automotive vehicle designed for carrying frozen goods with a trailer designed for carrying temperature-controlled goods.
363	Truck, isothermic with isothermic trailer Automotive vehicle with trailer designed to carry temperature-controlled goods.
364	Truck, refrigerated with isothermic trailer Automotive vehicle designed for carrying refrigerated goods with a trailer designed for carrying temperature-controlled goods.
365	Truck, freezer with refrigerated trailer Automotive vehicle designed for carrying frozen goods with a trailer designed for carrying refrigerated goods.
366	Truck, isothermic with refrigerated trailer Automotive vehicle designed to carry temperature-controlled goods with a trailer designed to carry refrigerated goods.
367	Truck, opening floor, with extendable trailer Automotive vehicle with an opening floor with an extendable trailer.
368	Truck, rigid, with tank and tank trailer Rigid automotive vehicle designed with a tank with a tank trailer.
369	Truck, bulk with tank trailer Automotive vehicle designed for bulk carrying with a tank trailer.
370	Truck, rigid with tank and bulk trailer Rigid automotive vehicle designed with a tank with a trailer capable of carrying bulk cargo and liquid.
371	Truck, bulk with bulk trailer Automotive vehicle and trailer both designed for carrying bulk cargo.
372	Truck, tautliner with extendable trailer Automotive tautliner vehicle with extendable trailer.
373	Truck, tautliner with removable roof and extendable trailer Automotive tautliner vehicle with removable roof and extendable trailer.
374	Truck, bulk truck with extendable trailer Automotive vehicle designed for carrying bulk cargo with an extendable trailer.
375	Truck, refrigerated with freezer trailer Automotive vehicle designed for carrying refrigerated goods with a trailer designed for carrying frozen goods.
376	Truck, isothermic with freezer trailer Automotive vehicle designed for carrying temperature-controlled goods with a trailer designed for carrying frozen goods.
377	Truck, furniture with trailer Automotive vehicle designed for carrying furniture with a trailer.
378	Truck, tautliner with furniture trailer Automotive tautliner vehicle with trailer designed for carrying furniture.
379	Truck, tautliner, removable roof with furniture trailer Automotive tautliner vehicle designed with a removable roof with a trailer designed for carrying furniture.

CL05	Transport means description code Code specifying the means of transport. UN/ECE Recommendation 28
380	Truck, tip-up with gondola trailer Automotive vehicle designed with a tip-up capability with a gondola trailer.
381	Truck, tautliner with gondola trailer Automotive tautliner vehicle with a gondola trailer.
382	Truck, tautliner, with removable roof and gondola trailer Automotive tautliner vehicle with removable roof and a gondola trailer.
383	Truck, opening-floor with gondola trailer Automotive vehicle with an opening floor and with a gondola trailer.
384	Truck, bulk with gondola trailer Automotive vehicle designed for carrying bulk cargo with a gondola trailer.
385	Truck, tip-up with extendable gondola trailer Automotive vehicle designed with a tip-up capability with an extendable gondola trailer.
386	Truck, tautliner with extendable gondola trailer Automotive tautliner vehicle with an extendable gondola trailer.
387	Truck, tautliner, removable roof with extendable gondola trailer Automotive tautliner vehicle designed with a removable roof and with an extendable gondola trailer.
388	Truck, opening floor with extendable gondola trailer Automotive tautliner vehicle designed with an opening floor and with an extendable gondola trailer.
389	Truck, bulk with extendable gondola trailer Automotive vehicle designed for carrying bulk cargo with an extendable gondola trailer.
390	Truck, tip-up truck with opening-floor trailer Automotive vehicle designed with a tip-up capability with an opening-floor trailer.
391	Truck, tautliner with opening-floor trailer Automotive tautliner vehicle with opening-floor trailer.
392	Truck, tautliner, removable roof, with opening-floor trailer Automotive tautliner vehicle with a removable roof, with an opening-floor trailer.
393	Truck, opening-floor with opening-floor trailer Automotive vehicle and trailer both with opening floors.
394	Truck, bulk truck with opening-floor trailer Automotive vehicle designed for carrying bulk cargo with an opening-floor trailer.
395	Truck, with trailer Automotive vehicle designed to pull a trailer, with a trailer attached.
396	Truck, tilt, with tilt trailer Automotive vehicle with a tilt capability with a trailer also with a tilt capability.
397	Truck, refrigerated, with refrigerated trailer Automotive vehicle designed to carry refrigerated goods with a trailer also capable of carrying refrigerated goods.
398	Truck, freezer with freezer trailer Automotive vehicle capable of carrying frozen goods with a trailer also capable of carrying frozen goods.
399	Truck, removal with removal trailer Automotive vehicle designed to carry household effects with a trailer also capable of carrying household effects.
810	Motor freighter pushing at least one tank-ship Motorized vessel designed for carrying general cargo, pushing at least one vessel designed to carry liquid cargo.

CL05	Transport means description code Code specifying the means of transport. UN/ECE Recommendation 28
811	Tug, freighter Vessel designed to push or pull another vessel that is also capable of carrying general cargo.
812	Tug, tanker Vessel designed to push or pull another vessel also capable of carrying liquid cargo.
813	Tug, freighter, coupled Vessel designed to push or pull another vessel that is also capable of carrying general cargo tied to one or more other vessels.
814	Tug, freighter/tanker, coupled Vessel designed to push or pull another vessel that is also capable of carrying either general or liquid cargo tied to one or more other vessels.
815	Freightbarge Lighter designed for carrying general cargo.
816	Tankbarge Lighter designed for carrying liquid cargo.
817	Freightbarge with containers Lighter designed for carrying containers.
818	Tankbarge, gas Lighter designed for carrying gas.
821	Pushtow, one cargo barge Vessel designed for pushing/towing, facilitating the movement of one cargo barge.
822	Pushtow, two cargo barges Combination designed for pushing/towing, facilitating the movement of two cargo barges.
823	Pushtow, three cargo barges Combination designed for pushing/towing, facilitating the movement of three cargo barges.
824	Pushtow, four cargo barges Combination designed for pushing/towing, facilitating the movement of four cargo barges.
825	Pushtow, five cargo barges Combination designed for pushing/towing, facilitating the movement of five cargo barges.
826	Pushtow, six cargo barges Combination designed for pushing/towing, facilitating the movement of six cargo barges.
827	Pushtow, seven cargo barges Combination designed for pushing/towing, facilitating the movement of seven cargo barges.
828	Pushtow, eight cargo barges Combination designed for pushing/towing, facilitating the movement of eight cargo barges.
829	Pushtow, nine cargo barges Combination designed for pushing/towing, facilitating the movement of nine or more cargo barges.
831	Pushtow, one gas/tank barge Combination designed for pushing/towing, moving one tanker or gas barge.
832	Pushtow, two barges at least one tanker or gas barge Combination designed for pushing/towing, moving two barges of which at least one tanker or gas barge.
833	Pushtow, three barges at least one tanker or gas barge Combination designed for pushing/towing, moving three barges of which at least one is a tanker or gas barge.

CL05	Transport means description code Code specifying the means of transport. UN/ECE Recommendation 28
834	Pushtow, four barges at least one tanker or gas barge Combination designed for pushing/towing, moving four barges of which at least one is a tanker or gas barge.
835	Pushtow, five barges at least one tanker or gas barge Combination designed for pushing/towing, moving five barges of which at least one is a tanker or gas barge.
836	Pushtow, six barges at least one tanker or gas barge Combination designed for pushing/towing, moving six barges of which at least one is a tanker or gas barge.
837	Pushtow, seven barges at least one tanker or gas barge Combination designed for pushing/towing, moving seven barges of which at least one is a tanker or gas barge.
838	Pushtow, eight barges at least one tanker or gas barge Combination designed for pushing/towing, moving eight barges of which at least one is a tanker or gas barge.
839	Pushtow, nine or more barges at least one tanker or gas barge Combination designed for pushing/towing, moving nine or more barges of which at least one is a tanker or gas barge.
840	Tug, single Vessel designed for pushing another vessel that is the only boat used for a tow.
841	Tug, one or more tows Vessel designed for pushing another vessel that is involved in one or more concurrent tows.
842	Tug, assisting a vessel or linked combination Vessel designed for pushing another vessel that is assisting one vessel or a combination of vessels or tugs and vessels.
843	Pushboat, single Vessel designed for pushing.
844	Passenger ship, ferry, red cross ship, cruise ship Vessels designed for carrying passengers.
845	Service vessel, police patrol, port services Vessel designed to perform a specific dedicated service.
846	Vessel, work maintenance craft, floating derrick, cable-ship, buoy-ship, dredge Vessel designed to perform a specific type of work.
847	Object, towed, not otherwise specified An object in tow that is not otherwise specified.
848	Fishing boat Vessel designed for fishing.
849	Bunkership Vessel designed for carrying and delivering bunkers.
850	Barge, tanker, chemical Vessel designed to carry liquid or bulk chemicals.
851	Object, not otherwise specified A floating object that is not otherwise specified.
1501	Grain vessel Vessel designed to carry grain.
1502	Timber/log carrier Vessel designed to carry logs and timber.
1503	Wood chips vessel Vessel designed to carry wood chips.
1504	Steel products vessel Vessel designed to carry steel products.
1505	Carrier, general cargo/container Vessel designed to carry general cargo and containers.

CL05	Transport means description code Code specifying the means of transport. UN/ECE Recommendation 28
1506	Temperature controlled cargo vessels Vessel designed to carry temperature-controlled cargo.
1511	Full container ship/cellular vessel Vessel designed to carry containers only.
1512	RoRo vessel Vessel with ramp designed to carry roll-on/roll-off cargo.
1513	Car carrier Vessel designed to carry automotive vehicles or their knock-down parts.
1514	Livestock carrier Vessel designed to carry livestock.
1515	Barge carrier - Lash ship Vessel designed to carry barges. Lash means lighters aboard ship.
1516	Chemical carrier Vessel designed to carry chemicals in bulk or drums not in tanks.
1517	Irradiated fuel carrier Vessel designed to carry irradiated fuel.
1518	Heavy cargo vessel Ship designed to carry heavy cargo.
1519	RoRo/Container vessel Vessel designed to carry both containers and roll-on/roll-off cargo.
1521	Dry bulk carrier Vessel designed to carry dry bulk (expellers).
1522	Ore carrier Vessel designed to carry ore.
1523	Cement carrier Vessel designed to carry cement.
1524	Gravel carrier Vessel designed to carry gravel.
1525	Coal carrier Vessel designed to carry coal.
1531	Crude oil tanker Tanker designed to carry crude oil.
1532	Chemical tanker, coaster Tanker designed to carry chemicals in coastal traffic.
1533	Chemical tanker, deep sea Tanker designed to carry chemicals in deep sea.
1534	Oil and other derivatives tanker Tanker designed to carry oil and other derivatives.
1541	LPG tanker Vessel designed to carry Liquefied Petroleum Gas (LPG).
1542	LNG tanker Tanker designed to carry Liquefied Natural Gas (LNG).
1543	LNG/LPG tanker Tanker designed to carry Liquefied Natural Gas (LNG) and Liquefied Petroleum Gas (LPG).
1551	Asphalt/bitumen tanker Tanker designed asphalt and bitumen.
1552	Molasses tanker Tanker designed to carry molasses.
1553	Vegetable oil tanker Tanker designed to carry vegetable oil.
1591	Cruise ship Passenger ship designed to carry tourists on specified routes.
1592	Ferry Vessel designed to ply regularly between two or more ports.

CL05	Transport means description code Code specifying the means of transport. UN/ECE Recommendation 28
1593	Other passenger ship Vessel designed to carry passengers, not otherwise specified.
1594	Passenger ship, sailing Vessel designed to carry passengers and mainly propelled by sails.
1601	Tug, without tow Vessel designed to tow objects but sailing alone.
1602	Tug, with tow Vessel designed to tow, and towing an object.
1603	Salvage vessel Vessel designed to salvage.
1604	Rescue vessel Vessel designed to effect rescue operations.
1605	Oil combat vessel Vessel designed to combat oil spills.
1606	Oil rig Object designed for drilling oil at sea.
1607	Hospital vessel Vessel designed to serve as a hospital at sea.
1711	Pilot boat Vessel designed to convey pilots to/from ships.
1712	Patrol/measure ship Vessel designed to guard, patrol or measure.
1721	Supply vessel Vessel designed to provide supplies.
1723	Offshore support vessel Vessel designed to provide offshore support.
1724	Pontoon Flat-bottomed vessel with a flat deck.
1725	Stone dumping vessel Vessel designed to dump stones.
1726	Cable layer Vessel designed to lay cable.
1727	Buoyage vessel Vessel designed to handle buoys.
1728	Icebreaker Vessel designed to break ice.
1729	Pipelaying vessel Vessel designed to lay pipe.
1751	Trawler Vessel designed to drag a bag-like net.
1752	Cutter Small vessel that sometimes can be carried on a larger ship.
1753	Factory ship Vessel designed as a fish factory.
1761	Fishery research vessel Vessel designed for fishery research.
1762	Climate registration vessel Vessel designed for climate registration.
1763	Ship for environmental measurement Vessel designed for environmental monitoring and measurement.
1764	Scientific vessel Vessel designed for scientific purposes.
1765	Sailing school ship Vessel designed for training, powered by sail.

CL05	Transport means description code Code specifying the means of transport. UN/ECE Recommendation 28
1766	Training vessel Vessel designed for training.
1781	Crane, floating A crane mounted on a barge or pontoon.
1782	Dock, floating A submersible floating structure used as a dock.
2201	Train, super express Train designed for high speed.
2202	Train, sleeper Passenger train that includes carriages for sleeping.
2203	Train, passenger, hired group A chartered train.
2301	Blocktrain Train for carrying freight to the same destination.
2302	Train, container Train for carrying containers.
2303	Train, with one wagon Train with a single wagon for carrying freight.
2304	Train, with more than one and less than 20 wagons Train with more than one and less than 20 wagons for carrying freight.
2305	Train, with more than 20 wagons Train with more than 20 wagons for carrying freight.
3100	Truck, tautliner with removal trailer Automotive tautline truck with trailer capable of carrying household effects.
3101	Truck, tautliner with removable roof and removal trailer Automotive tautline vehicle with removable roof and a trailer capable of carrying household effects.
3102	Car, with caravan Automobile towing a house trailer.
3103	Truck, tautliner, 25 tonne Automotive tautline vehicle with a 25 tonne capacity.
3104	Truck, tautliner, 25 tonne with removable roof Automotive tautline vehicle with a 25 tonne capacity and a removable roof.
3105	Lorry, articulated, flat bed, 25 tonne Articulated automotive vehicle with a flat bed and 25 tonne capacity.
3106	Lorry, articulated, flat bed, 24 tonne, with 10 metre crane Articulated automotive vehicle with a flat bed and 25 tonne capacity with a 10 metre crane attached.
3107	Lorry, articulated, flat bed, 24 tonne, with 15 metre crane Articulated automotive vehicle with a flat bed and 25 tonne capacity with a 15 metre crane attached.
3108	Lorry, articulated, flat bed, 24 tonne, with 18 metre crane Articulated automotive vehicle with a flat bed and 25 tonne capacity with an 18 metre crane attached.
3109	Lorry, articulated, flat bed, 10 tonne Articulated automotive vehicle with a flat bed and 10 tonne capacity.
3110	Truck, tautliner, 25 tonne, with 90 cubic metre trailer Automotive tautline vehicle with a 25 tonne capacity and a 90 cubic metre trailer.
3111	Truck, tautliner, 25 tonne, with 120 cubic metre trailer Automotive tautline vehicle with a 25 tonne capacity and a 120 cubic metre trailer.
3112	Lorry, flat with trailer and 10 metre crane Automotive vehicle with flat bed and trailer and 10 metre crane.

CL05	Transport means description code Code specifying the means of transport. UN/ECE Recommendation 28
3113	Lorry, articulated with tank Articulated automotive vehicle with tank designed for carrying liquid or bulk goods.
3114	Lorry, flat, 15 tonne Automotive vehicle with flat bed and a 15 tonne capacity.
3115	Lorry, flat, 15 tonne with crane Automotive vehicle with flat bed and a 15 tonne capacity and attached crane.
3116	Truck, isothermic Automotive vehicle designed to carry temperature-controlled goods.
3117	Truck, refrigerated Automotive vehicle designed to carry refrigerated goods.
3118	Van, freezer Automotive vehicle designed to carry frozen goods.
3119	Van, isothermic Automotive vehicle designed to carry temperature-controlled goods.
3120	Van, refrigerated Automotive vehicle designed to carry refrigerated goods.
3121	Truck, bulk Automotive vehicle designed to carry bulk goods.
3122	Truck, tip-up Automotive vehicle designed with a tip-up capability.
3123	Truck, articulated, tip-up Articulated automotive vehicle designed with a tip-up capability.
3124	Truck, rigid, with tank Rigid automotive vehicle designed with a tank.
3125	Truck, tautliner Automotive vehicle with non-rigid sides.
3126	Truck, tautliner, with removable roof Automotive tautline vehicle with a removable roof.
3127	Truck, with opening floor Automotive vehicle with a floor that can be opened.
3128	Truck, freezer Automotive vehicle designed to carry frozen goods.
3129	Truck, with crane for moving goods, without trailer A truck with a crane for moving goods, without a trailer.
3130	Truck, with crane for moving goods, with trailer A truck with a crane for moving goods, with a trailer.
3131	Truck, with crane for lifting goods, without trailer A truck with a crane for lifting goods, without a trailer.
3132	Truck, with crane for lifting goods, with trailer A truck with a crane for lifting goods, with a trailer.
3133	Taxi cab Automotive vehicle licensed to ply for hire.
3134	Truck, furniture Automotive vehicle designed for carrying furniture.
3135	Truck, hydrant Automotive vehicle designed for the delivery of fuel from a fixed installation to a means of transport.
3136	Car Automotive vehicle designed to carry a small number of passengers.
3137	Truck, with tail-lift Automotive vehicle with a hydraulic lifting device on the rear of the vehicle for loading and unloading goods.
3138	Armoured vehicle Automotive vehicle designed with fortified body for enhanced protection.

CL05	Transport means description code Code specifying the means of transport. UN/ECE Recommendation 28
3201	Car, elevator Automotive vehicle with raisable work platform.
3301	Bus, with trailer Automotive vehicle with an attached trailer for carrying passengers and/or luggage.
3302	Bus, highway Automotive vehicle designed for highway travel.
3303	Bus, sightseeing Automotive vehicle designed for sightseeing.
3304	Bus, airport/city Automotive vehicle designed to carry passengers and their baggage between an airport and a city and return.

3.2.8.7 *CL06 – Document name code (English Only)*

CL06	Document name code Code specifying the document name. UN Edifact codes TDID 1001
1	Certificate of analysis Certificate providing the values of an analysis.
2	Certificate of conformity Certificate certifying the conformity to predefined definitions.
3	Certificate of quality Certificate certifying the quality of goods, services etc.
4	Test report Report providing the results of a test session.
5	Product performance report Report specifying the performance values of products.
6	Product specification report Report providing specification values of products.
7	Process data report Reports on events during production process.
8	First sample test report Document/message describes the test report of the first sample.
9	Price/sales catalogue A document/message to enable the transmission of information regarding pricing and catalogue details for goods and services offered by a seller to a buyer.
10	Party information Document/message providing basic data concerning a party.
11	Federal label approval A pre-approved document relating to federal label approval requirements.
12	Mill certificate Certificate certifying a specific quality of agricultural products.
13	Post receipt Document/message which evidences the transport of goods by post (e.g. mail, parcel, etc.).
14	Weight certificate Certificate certifying the weight of goods.
15	Weight list Document/message specifying the weight of goods.
16	Certificate Document by means of which the documentary credit applicant specifies the conditions for the certificate and by whom the certificate is to be issued.

CL06	Document name code Code specifying the document name. UN Edifact codes TDID 1001
17	Combined certificate of value and origin Document identifying goods in which the issuing authority expressly certifies that the goods originate in a specific country or part of, or group of countries. It also states the price and/or cost of the goods with the purpose of determining the customs origin.
18	Movement certificate A.TR.1 Specific form of transit declaration issued by the exporter (movement certificate).
19	Certificate of quantity Certificate certifying the quantity of goods, services etc.
20	Quality data message Usage of QUALITY-message.
21	Query Request information based on defined criteria.
22	Response to query Document/message returned as an answer to a question.
23	Status information Information regarding the status of a related message.
24	Restow Message/document identifying containers that have been unloaded and then reloaded onto the same means of transport.
25	Container discharge list Message/document itemising containers to be discharged from vessel.
26	Corporate superannuation contributions advice Document/message providing contributions advice used for corporate superannuation schemes.
27	Industry superannuation contributions advice Document/message providing contributions advice used for superannuation schemes which are industry wide.
28	Corporate superannuation member maintenance message Member maintenance message used for corporate superannuation schemes.
29	Industry superannuation member maintenance message Member maintenance message used for industry wide superannuation schemes.
30	Life insurance payroll deductions advice Payroll deductions advice used in the life insurance industry.
31	Underbond request A Message/document requesting to move cargo from one Customs control point to another.
32	Underbond approval A message/document issuing Customs approval to move cargo from one Customs control point to another.
33	Certificate of sealing of export meat lockers Document / message issued by the authority in the exporting country evidencing the sealing of export meat lockers.
34	Cargo status Message identifying the status of cargo.
35	Inventory report A message specifying information relating to held inventories.
36	Identity card Official document to identify a person.
37	Response to a trade statistics message Document/message in which the competent national authorities provide a declarant with an acceptance or a rejection about a received declaration for European statistical purposes.

CL06	Document name code Code specifying the document name. UN Edifact codes TDID 1001
38	Vaccination certificate Official document proving immunisation against certain diseases.
39	Passport An official document giving permission to travel in foreign countries.
40	Driving licence (national) An official document giving permission to drive a car in a given country.
41	Driving licence (international) An official document giving a native of one country permission to drive a vehicle in certain other countries.
42	Free pass A document giving free access to a service.
43	Season ticket A document giving access to a service for a determined period of time.
44	Transport status report (1125) A message to report the transport status and/or change in the transport status (i.e. event) between agreed parties.
45	Transport status request (1127) A message to request a transport status report (e.g. through the national multimodal status report message IFSTA).
46	Banking status A banking status document and/or message.
47	Extra-Community trade statistical declaration Document/message in which a declarant provides information about extra-Community trade of goods required by the body responsible for the collection of trade statistics. Trade by a country in the European Union with a country outside the European Union.
48	Written instructions in conformance with ADR article number 10385 Written instructions relating to dangerous goods and defined in the European Agreement of Dangerous Transport by Road known as ADR (Accord europeen relatif au transport international des marchandises Dangereuses par Route).
49	Damage certification Official certification that damages to the goods to be transported have been discovered.
50	Validated priced tender A validated priced tender.
51	Price/sales catalogue response A document providing a response to a previously sent price/sales catalogue.
52	Price negotiation result A document providing the result of price negotiations.
53	Safety and hazard data sheet Document or message to supply advice on a dangerous or hazardous material to industrial customers so as to enable them to take measures to protect their employees and the environment from any potential harmful effects from these material.
54	Legal statement of an account A statement of an account containing the booked items as in the ledger of the account servicing financial institution.
55	Listing statement of an account A statement from the account servicing financial institution containing items pending to be booked.
56	Closing statement of an account Last statement of a period containing the interest calculation and the final balance of the last entry date.

CL06	Document name code Code specifying the document name. UN Edifact codes TDID 1001
57	Transport equipment on-hire report Report on the movement of containers or other items of transport equipment to record physical movement activity and establish the beginning of a rental period.
58	Transport equipment off-hire report Report on the movement of containers or other items of transport equipment to record physical movement activity and establish the end of a rental period.
59	Treatment - nil outturn No shortage, surplus or damaged outturn resulting from container vessel unpacking.
60	Treatment - time-up underbond Movement type indicator: goods are moved under customs control for warehousing due to being time-up.
61	Treatment - underbond by sea Movement type indicator: goods are to move by sea under customs control to a customs office where formalities will be completed.
62	Treatment - personal effect Cargo consists of personal effects.
63	Treatment - timber Cargo consists of timber.
64	Preliminary credit assessment Document/message issued either by a factor to indicate his preliminary credit assessment on a buyer, or by a seller to request a factor's preliminary credit assessment on a buyer.
65	Credit cover Document/message issued either by a factor to give a credit cover on a buyer, or by a seller to request a factor's credit cover.
66	Current account Document/message issued by a factor to indicate the money movements of a seller's or another factor's account with him.
67	Commercial dispute Document/message issued by a party (usually the buyer) to indicate that one or more invoices or one or more credit notes are disputed for payment.
68	Chargeback Document/message issued by a factor to a seller or to another factor to indicate that the rest of the amounts of one or more invoices uncollectable from buyers are charged back to clear the invoice(s) off the ledger.
69	Reassignment Document/message issued by a factor to a seller or to another factor to reassign an invoice or credit note previously assigned to him.
70	Collateral account Document message issued by a factor to indicate the movements of invoices, credit notes and payments of a seller's account.
71	Request for payment Document/message issued by a creditor to a debtor to request payment of one or more invoices past due.
72	Unship permit A message or document issuing permission to unship cargo.
73	Statistical definitions Transmission of one or more statistical definitions.
74	Statistical data Transmission of one or more items of data or data sets.
75	Request for statistical data Request for one or more items or data sets of statistical data.

CL06	Document name code Code specifying the document name. UN Edifact codes TDID 1001
76	Call-off delivery Document/message to provide split quantities and delivery dates referring to a previous delivery instruction.
77	Consignment status report Message covers information about the consignment status.
78	Inventory movement advice Advice of inventory movements.
79	Inventory status advice Advice of stock on hand.
80	Debit note related to goods or services Debit information related to a transaction for goods or services to the relevant party.
81	Credit note related to goods or services Document message used to provide credit information related to a transaction for goods or services to the relevant party.
82	Metered services invoice Document/message claiming payment for the supply of metered services (e.g., gas, electricity, etc.) supplied to a fixed meter whose consumption is measured over a period of time.
83	Credit note related to financial adjustments Document message for providing credit information related to financial adjustments to the relevant party, e.g., bonuses.
84	Debit note related to financial adjustments Document/message for providing debit information related to financial adjustments to the relevant party.
85	Customs manifest Message/document identifying a customs manifest. The document itemises a list of cargo prepared by shipping companies from bills of landing and presented to customs for formal report of cargo.
86	Vessel unpack report A document code to indicate that the message being transmitted identifies all short and surplus cargoes off-loaded from a vessel at a specified discharging port.
87	General cargo summary manifest report A document code to indicate that the message being transmitted is summary manifest information for general cargo.
88	Consignment unpack report A document code to indicate that the message being transmitted is a consignment unpack report only.
89	Meat and meat by-products sanitary certificate Document or message issued by the competent authority in the exporting country evidencing that meat or meat by-products comply with the requirements set by the importing country.
90	Meat food products sanitary certificate Document or message issued by the competent authority in the exporting country evidencing that meat food products comply with the requirements set by the importing country.
91	Poultry sanitary certificate Document or message issued by the competent authority in the exporting country evidencing that poultry products comply with the requirements set by the importing country.
92	Horsemeat sanitary certificate Document or message issued by the competent authority in the exporting country evidencing that horsemeat products comply with the requirements set by the importing country.

CL06	Document name code
	Code specifying the document name.
	UN Edifact codes TDID 1001
93	Casing sanitary certificate Document or message issued by the competent authority in the exporting country evidencing that casing products comply with the requirements set by the importing country.
94	Pharmaceutical sanitary certificate Document or message issued by the competent authority in the exporting country evidencing that pharmaceutical products comply with the requirements set by the importing country.
95	Inedible sanitary certificate Document or message issued by the competent authority in the exporting country evidencing that inedible products comply with the requirements set by the importing country.
96	Impending arrival Notification of impending arrival details for vessel.
97	Means of transport advice Message reporting the means of transport used to carry goods or cargo.
98	Arrival information Message reporting the arrival details of goods or cargo.
99	Cargo release notification Message/document sent by the cargo handler indicating that the cargo has moved from a Customs controlled premise.
100	Excise certificate Certificate asserting that the goods have been submitted to the excise authorities before departure from the exporting country or before delivery in case of import traffic.
101	Registration document An official document providing registration details.
102	Tax notification Used to specify that the message is a tax notification.
103	Transport equipment direct interchange report Report on the movement of containers or other items of transport equipment being exchanged, establishing relevant rental periods.
104	Transport equipment impending arrival advice Advice that containers or other items of transport equipment may be expected to be delivered to a certain location.
105	Purchase order Document/message issued within an enterprise to initiate the purchase of articles, materials or services required for the production or manufacture of goods to be offered for sale or otherwise supplied to customers.
106	Transport equipment damage report Report of damaged items of transport equipment that have been returned.
107	Transport equipment maintenance and repair work estimate advice Advice providing estimates of transport equipment maintenance and repair costs.
108	Transport equipment empty release instruction Instruction to release an item of empty transport equipment to a specified party or parties.
109	Transport movement gate in report Report on the inward movement of cargo, containers or other items of transport equipment which have been delivered to a facility by an inland carrier.
110	Manufacturing instructions Document/message issued within an enterprise to initiate the manufacture of goods to be offered for sale.

CL06	Document name code
	Code specifying the document name.
	UN Edifact codes TDID 1001
111	Transport movement gate out report Report on the outward movement of cargo, containers or other items of transport equipment (either full or empty) which have been picked up by an inland carrier.
112	Transport equipment unpacking instruction Instruction to unpack specified cargo from specified containers or other items of transport equipment.
113	Transport equipment unpacking report Report on the completion of unpacking specified containers or other items of transport equipment.
114	Transport equipment pick-up availability request Request for confirmation that an item of transport equipment will be available for collection.
115	Transport equipment pick-up availability confirmation Confirmation that an item of transport equipment is available for collection.
116	Transport equipment pick-up report Report that an item of transport equipment has been collected.
117	Transport equipment shift report Report on the movement of containers or other items of transport within a facility.
118	Transport discharge instruction Instruction to unload specified cargo, containers or transport equipment from a means of transport.
119	Transport discharge report Report on cargo, containers or transport equipment unloaded from a particular means of transport.
120	Stores requisition Document/message issued within an enterprise ordering the taking out of stock of goods.
121	Transport loading instruction Instruction to load cargo, containers or transport equipment onto a means of transport.
122	Transport loading report Report on completion of loading cargo, containers or other transport equipment onto a means of transport.
123	Transport equipment maintenance and repair work authorisation Authorisation to have transport equipment repaired or to have maintenance performed.
124	Transport departure report Report of the departure of a means of transport from a particular facility.
125	Transport empty equipment advice Advice that an item or items of empty transport equipment are available for return.
126	Transport equipment acceptance order Order to accept items of transport equipment which are to be delivered by an inland carrier (rail, road or barge) to a specified facility.
127	Transport equipment special service instruction Instruction to perform a specified service or services on an item or items of transport equipment.
128	Transport equipment stock report Report on the number of items of transport equipment stored at one or more locations.
129	Transport cargo release order Order to release cargo or items of transport equipment to a specified party.

CL06	Document name code Code specifying the document name. UN Edifact codes TDID 1001
130	Invoicing data sheet Document/message issued within an enterprise containing data about goods sold, to be used as the basis for the preparation of an invoice.
131	Transport equipment packing instruction Instruction to pack cargo into a container or other item of transport equipment.
132	Customs clearance notice Notification of customs clearance of cargo or items of transport equipment.
133	Customs documents expiration notice Notice specifying expiration of Customs documents relating to cargo or items of transport equipment.
134	Transport equipment on-hire request Request for transport equipment to be made available for hire.
135	Transport equipment on-hire order Order to release empty items of transport equipment for on-hire to a lessee, and authorising collection by or on behalf of a specified party.
136	Transport equipment off-hire request Request to terminate the lease on an item of transport equipment at a specified time.
137	Transport equipment survey order Order to perform a survey on specified items of transport equipment.
138	Transport equipment survey order response Response to an order to conduct a survey of transport equipment.
139	Transport equipment survey report Survey report of specified items of transport equipment.
140	Packing instructions Document/message within an enterprise giving instructions on how goods are to be packed.
141	Advising items to be booked to a financial account A document and/or message advising of items which have to be booked to a financial account.
142	Transport equipment maintenance and repair work estimate order Order to draw up an estimate of the costs of maintenance or repair of transport equipment.
143	Transport equipment maintenance and repair notice Report of transport equipment which has been repaired or has had maintenance performed.
144	Empty container disposition order Order to make available empty containers.
145	Cargo vessel discharge order Order that the containers or cargo specified are to be discharged from a vessel.
146	Cargo vessel loading order Order that specified cargo, containers or groups of containers are to be loaded in or on a vessel.
147	Multidrop order One purchase order that contains the orders of two or more vendors and the associated delivery points for each.
148	Bailment contract A document authorizing the bailing of goods.
149	Basic agreement A document indicating an agreement containing basic terms and conditions applicable to future contracts between two parties.
150	Internal transport order Document/message giving instructions about the transport of goods within an enterprise.

CL06	Document name code Code specifying the document name. UN Edifact codes TDID 1001
151	Grant A document indicating the granting of funds.
152	Indefinite delivery indefinite quantity contract A document indicating a contract calling for the indefinite deliveries of indefinite quantities of goods.
153	Indefinite delivery definite quantity contract A document indicating a contract calling for indefinite deliveries of definite quantities.
154	Requirements contract A document indicating a requirements contract that authorizes the filling of all purchase requirements during a specified contract period.
155	Task order A document indicating an order that tasks a contractor to perform a specified function.
156	Make or buy plan A document indicating a plan that identifies which items will be made and which items will be bought.
157	Subcontractor plan A document indicating a plan that identifies the manufacturer's subcontracting strategy for a specific contract.
158	Cost data summary A document indicating a summary of cost data.
159	Certified cost and price data A document indicating cost and price data whose accuracy has been certified.
160	Wage determination A document indicating a determination of the wages to be paid.
161	Contract Funds Status Report (CFSR) A report to provide the status of funds applicable to the contract.
162	Certified inspection and test results A certification as to the accuracy of inspection and test results.
163	Material inspection and receiving report A report that is both an inspection report for materials and a receiving document.
164	Purchasing specification A document indicating a specification used to purchase an item.
165	Payment or performance bond A document indicating a bond that guarantees the payment of monies or a performance.
166	Contract security classification specification A document that indicates the specification contains the security and classification requirements for a contract.
167	Manufacturing specification A document indicating the specification of how an item is to be manufactured.
168	Buy America certificate of compliance A document certifying that more than 50 percent of the cost of an item is attributed to US origin.
169	Container off-hire notice Notice to return leased containers.
170	Cargo acceptance order Order to accept cargo to be delivered by a carrier.
171	Pick-up notice Notice specifying the pick-up of released cargo or containers from a certain address.

CL06	Document name code Code specifying the document name. UN Edifact codes TDID 1001
172	Authorisation to plan and suggest orders Document or message that authorises receiver to plan orders, based on information in this message, and send these orders as suggestions to the sender.
173	Authorisation to plan and ship orders Document or message that authorises receiver to plan and ship orders based on information in this message.
174	Drawing The document or message is a drawing.
175	Cost Performance Report (CPR) format 2 A report identifying the cost performance on a contract at specified levels of the work breakdown structure (format 2 - organizational categories).
176	Cost Schedule Status Report (CSSR) A report providing the status of the cost and schedule applicable to a contract.
177	Cost Performance Report (CPR) format 1 A report identifying the cost performance on a contract including the current month's values at specified levels of the work breakdown structure (format 1 - work breakdown structure).
178	Cost Performance Report (CPR) format 3 A report identifying the cost performance on a contract that summarizes changes to a contract over a given reporting period with beginning and ending values (format 3 - baseline).
179	Cost Performance Report (CPR) format 4 A report identifying the cost performance on a contract including forecasts of labour requirements for the remaining portion of the contract (format 4 - staffing).
180	Cost Performance Report (CPR) format 5 A report identifying the cost performance on a contract that summarizes cost or schedule variances (format 5 - explanations and problem analysis).
181	Progressive discharge report Document or message progressively issued by the container terminal operator in charge of discharging a vessel identifying containers that have been discharged from a specific vessel at that point in time.
182	Balance confirmation Confirmation of a balance at an entry date.
183	Container stripping order Order to unload goods from a container.
184	Container stuffing order Order to stuff specified goods or consignments in a container.
185	Conveyance declaration (arrival) Declaration to the public authority upon arrival of the conveyance.
186	Conveyance declaration (departure) Declaration to the public authority upon departure of the conveyance.
187	Conveyance declaration (combined) Combined declaration of arrival and departure to the public authority.
188	Project recovery plan A project plan for recovery after a delay or problem resolution.
189	Project production plan A project plan for the production of goods.
190	Statistical and other administrative internal documents Documents/messages issued within an enterprise for the for the purpose of collection of production and other internal statistics, and for other administration purposes.

CL06	Document name code Code specifying the document name. UN Edifact codes TDID 1001
191	Project master schedule A high level, all encompassing master schedule of activities to complete a project.
192	Priced alternate tender bill of quantity A priced tender based upon an alternate specification.
193	Estimated priced bill of quantity An estimate based upon a detailed, quantity based specification (bill of quantity).
194	Draft bill of quantity Document/message providing a draft bill of quantity, issued in an unpriced form.
195	Documentary credit collection instruction Instruction for the collection of the documentary credit.
196	Request for an amendment of a documentary credit Request for an amendment of a documentary credit.
197	Documentary credit amendment information Documentary credit amendment information.
198	Advice of an amendment of a documentary credit Advice of an amendment of a documentary credit.
199	Response to an amendment of a documentary credit Response to an amendment of a documentary credit.
200	Documentary credit issuance information Provides information on documentary credit issuance.
201	Direct payment valuation request Request to establish a direct payment valuation.
202	Direct payment valuation Document/message addressed, for instance, by a general contractor to the owner, in order that a direct payment be made to a subcontractor.
203	Provisional payment valuation Document/message establishing a provisional payment valuation.
204	Payment valuation Document/message establishing the financial elements of a situation of works.
205	Quantity valuation Document/message providing a confirmed assessment, by quantity, of the completed work for a construction contract.
206	Quantity valuation request Document/message providing an initial assessment, by quantity, of the completed work for a construction contract.
207	Contract bill of quantities - BOQ Document/message providing a formal specification identifying quantities and prices that are the basis of a contract for a construction project. BOQ means: Bill of quantity.
208	Unpriced bill of quantity Document/message providing a detailed, quantity based specification, issued in an unpriced form to invite tender prices.
209	Priced tender BOQ Document/message providing a detailed, quantity based specification, updated with prices to form a tender submission for a construction contract. BOQ means: Bill of quantity.
210	Enquiry Document/message issued by a party interested in the purchase of goods specified therein and indicating particular, desirable conditions regarding delivery terms, etc., addressed to a prospective supplier with a view to obtaining an offer.

CL06	Document name code Code specifying the document name. UN Edifact codes TDID 1001
211	Interim application for payment Document/message containing a provisional assessment in support of a request for payment for completed work for a construction contract.
212	Agreement to pay Document/message in which the debtor expresses the intention to pay.
213	Request for financial cancellation The message is a request for financial cancellation.
214	Pre-authorised direct debit(s) The message contains pre-authorised direct debit(s).
215	Letter of intent Document/message by means of which a buyer informs a seller that the buyer intends to enter into contractual negotiations.
216	Approved unpriced bill of quantity Document/message providing an approved detailed, quantity based specification (bill of quantity), in an unpriced form.
217	Payment valuation for unscheduled items A payment valuation for unscheduled items.
218	Final payment request based on completion of work The final payment request of a series of payment requests submitted upon completion of all the work.
219	Payment request for completed units A request for payment for completed units.
220	Order Document/message by means of which a buyer initiates a transaction with a seller involving the supply of goods or services as specified, according to conditions set out in an offer, or otherwise known to the buyer.
221	Blanket order Usage of document/message for general order purposes with later split into quantities and delivery dates and maybe delivery locations.
222	Spot order Document/message ordering the remainder of a production's batch.
223	Lease order Document/message for goods in leasing contracts.
224	Rush order Document/message for urgent ordering.
225	Repair order Document/message to order repair of goods.
226	Call off order Document/message to provide split quantities and delivery dates referring to a previous blanket order.
227	Consignment order Order to deliver goods into stock with agreement on payment when goods are sold out of this stock.
228	Sample order Document/message to order samples.
229	Swap order Document/message informing buyer or seller of the replacement of goods previously ordered.
230	Purchase order change request Change to an purchase order already sent.
231	Purchase order response Response to an purchase order already received.
232	Hire order Document/message for hiring human resources or renting goods or equipment.

CL06	Document name code Code specifying the document name. UN Edifact codes TDID 1001
233	Spare parts order Document/message to order spare parts.
234	Campaign price/sales catalogue A price/sales catalogue containing special prices which are valid only for a specified period or under specified conditions.
235	Container list Document or message issued by party identifying the containers for which they are responsible.
236	Delivery forecast A message which enables the transmission of delivery or product forecasting requirements.
237	Cross docking services order A document or message to order cross docking services.
238	Non-pre-authorised direct debit(s) The message contains non-pre-authorised direct debit(s).
239	Rejected direct debit(s) The message contains rejected direct debit(s).
240	Delivery instructions (1174) Document/message giving instruction regarding the delivery of goods.
241	Delivery schedule Usage of DELFOR-message.
242	Delivery just-in-time Usage of DELJIT-message.
243	Pre-authorised direct debit request(s) The message contains pre-authorised direct debit request(s).
244	Non-pre-authorised direct debit request(s) The message contains non-pre-authorised direct debit request(s).
245	Delivery release Document/message issued by a buyer releasing the despatch of goods after receipt of the Ready for despatch advice from the seller.
246	Settlement of a letter of credit Settlement of a letter of credit.
247	Bank to bank funds transfer The message is a bank to bank funds transfer.
248	Customer payment order(s) The message contains customer payment order(s).
249	Low value payment order(s) The message contains low value payment order(s) only.
250	Crew list declaration Declaration regarding crew members aboard the conveyance.
251	Inquiry This is a request for information.
252	Response to previous banking status message A response to a previously sent banking status message.
253	Project master plan A high level, all encompassing master plan to complete a project.
254	Project plan A plan for project work to be completed.
255	Project schedule A schedule of project activities to be completed.
256	Project planning available resources Available resources for project planning purposes.
257	Project planning calendar Work calendar information for project planning purposes.

CL06	Document name code
	Code specifying the document name.
	UN Edifact codes TDID 1001
258	Standing order An order to supply fixed quantities of products at fixed regular intervals.
259	Cargo movement event log A document detailing times and dates of events pertaining to a cargo movement.
260	Cargo analysis voyage report An analysis of the cargo for a voyage.
261	Self billed credit note A document which indicates that the customer is claiming credit in a self billing environment.
262	Consolidated credit note - goods and services Credit note for goods and services that covers multiple transactions involving more than one invoice.
263	Inventory adjustment status report A message detailing statuses related to the adjustment of inventory.
264	Transport equipment movement instruction Instruction to perform one or more different movements of transport equipment.
265	Transport equipment movement report Report on one or more different movements of transport equipment.
266	Transport equipment status change report Report on one or more changes of status associated with an item or items of transport equipment.
267	Fumigation certificate Certificate attesting that fumigation has been performed.
268	Wine certificate Certificate attesting to the quality, origin or appellation of wine.
269	Wool health certificate Certificate attesting that wool is free from specified risks to human or animal health.
270	Delivery note Paper document attached to a consignment informing the receiving party about contents of this consignment.
271	Packing list Document/message specifying the distribution of goods in individual packages (in trade environment the despatch advice message is used for the packing list).
272	New code request Requesting a new code.
273	Code change request Request a change to an existing code.
274	Simple data element request Requesting a new simple data element.
275	Simple data element change request Request a change to an existing simple data element.
276	Composite data element request Requesting a new composite data element.
277	Composite data element change request Request a change to an existing composite data element.
278	Segment request Request a new segment.
279	Segment change request Requesting a change to an existing segment.
280	New message request Request for a new message (NMR).

CL06	Document name code Code specifying the document name. UN Edifact codes TDID 1001
281	Message in development request Requesting a Message in Development (MiD).
282	Modification of existing message Requesting a change to an existing message.
283	Tracking number assignment report Report of assigned tracking numbers.
284	User directory definition Document/message defining the contents of a user directory set or parts thereof.
285	United Nations standard message request Requesting a United Nations Standard Message (UNSM).
286	Service directory definition Document/message defining the contents of a service directory set or parts thereof.
287	Status report Message covers information about the status.
288	Kanban schedule Message to describe a Kanban schedule.
289	Product data message A message to submit master data, a set of data that is rarely changed, to identify and describe products a supplier offers to their (potential) customer or buyer.
290	A claim for parts and/or labour charges A claim for parts and/or labour charges incurred .
291	Delivery schedule response A message providing a response to a previously transmitted delivery schedule.
292	Inspection request A message requesting a party to inspect items.
293	Inspection report A message informing a party of the results of an inspection.
294	Application acknowledgement and error report A message used by an application to acknowledge reception of a message and/or to report any errors.
295	Price variation invoice An invoice which requests payment for the difference in price between an original invoice and the result of the application of a price variation formula.
296	Credit note for price variation A credit note which is issued against a price variation invoice.
297	Instruction to collect A message instructing a party to collect goods.
298	Dangerous goods list Listing of all details of dangerous goods carried.
299	Registration renewal Code specifying the continued validity of previously submitted registration information.
300	Registration change Code specifying the modification of previously submitted registration information.
301	Response to registration Code specifying a response to an occurrence of a registration message.
302	Implementation guideline A document specifying the criterion and format for exchanging information in an electronic data interchange syntax.
303	Request for transfer Document/message is a request for transfer.

CL06	Document name code Code specifying the document name. UN Edifact codes TDID 1001
304	Cost performance report A report to convey cost performance data for a project or contract.
305	Application error and acknowledgement A message to inform a message issuer that a previously sent message has been received by the addressee's application, or that a previously sent message has been rejected by the addressee's application.
306	Cash pool financial statement A financial statement for a cash pool.
307	Sequenced delivery schedule Message to describe a sequence of product delivery.
308	Delcredere credit note A credit note sent to the party paying on behalf of a number of buyers.
309	Healthcare discharge report, final Final discharge report by healthcare provider.
310	Offer / quotation (1332) Document/message which, with a view to concluding a contract, sets out the conditions under which the goods are offered.
311	Request for quote Document/message requesting a quote on specified goods or services.
312	Acknowledgement message Message providing acknowledgement information at the business application level concerning the processing of a message.
313	Application error message Message indicating that a message was rejected due to errors encountered at the application level.
314	Cargo movement voyage summary A consolidated voyage summary which contains the information in a certificate of analysis, a voyage analysis and a cargo movement time log for a voyage.
315	Contract (1296) Document/message evidencing an agreement between the seller and the buyer for the supply of goods or services; its effects are equivalent to those of an order followed by an acknowledgement of order.
316	Application for usage of berth or mooring facilities Document to apply for usage of berth or mooring facilities.
317	Application for designation of berthing places Document to apply for designation of berthing places.
318	Application for shifting from the designated place in port Document to apply for shifting from the designated place in port.
319	Supplementary document for application for cargo operation of dangerous goods Supplementary document to apply for cargo operation of dangerous goods.
320	Acknowledgement of order Document/message acknowledging an undertaking to fulfil an order and confirming conditions or acceptance of conditions.
321	Supplementary document for application for transport of dangerous goods Supplementary document to apply for transport of dangerous goods.
322	Optical Character Reading (OCR) payment Payment effected by an Optical Character Reading (OCR) document.
323	Preliminary sales report Preliminary sales report sent before all the information is available.
324	Transport emergency card Official document specifying, for a given dangerous goods item, information such as nature of hazard, protective devices, actions to be taken in case of accident, spillage or fire and first aid to be given.

CL06	Document name code Code specifying the document name. UN Edifact codes TDID 1001
325	Proforma invoice Document/message serving as a preliminary invoice, containing - on the whole - the same information as the final invoice, but not actually claiming payment.
326	Partial invoice Document/message specifying details of an incomplete invoice.
327	Operating instructions Document/message describing instructions for operation.
328	Name/product plate Plates on goods identifying and describing an article.
329	Co-insurance ceding bordereau The document or message contains a bordereau describing co-insurance ceding information.
330	Request for delivery instructions Document/message issued by a supplier requesting instructions from the buyer regarding the details of the delivery of goods ordered.
331	Commercial invoice which includes a packing list Commercial transaction (invoice) will include a packing list.
332	Trade data Document/message is for trade data.
333	Customs declaration for cargo examination Declaration provided to customs for cargo examination.
334	Customs declaration for cargo examination, alternate Alternate declaration provided to customs for cargo examination.
335	Booking request Document/message issued by a supplier to a carrier requesting space to be reserved for a specified consignment, indicating desirable conveyance, despatch time, etc.
336	Customs crew and conveyance Document/message contains information regarding the crew list and conveyance.
337	Customs summary declaration with commercial detail, alternate Alternate Customs declaration summary with commercial transaction details.
338	Items booked to a financial account report A message reporting items which have been booked to a financial account.
339	Report of transactions which need further information from the receiver A message reporting transactions which need further information from the receiver.
340	Shipping instructions (1121) Document/message advising details of cargo and exporter's requirements for its physical movement.
341	Shipper's letter of instructions (air) Document/message issued by a consignor in which he gives details of a consignment of goods that enables an airline or its agent to prepare an air waybill.
342	Report of transactions for information only A message reporting transactions for information only.
343	Cartage order (local transport) Document/message giving instructions regarding local transport of goods, e.g. from the premises of an enterprise to those of a carrier undertaking further transport.
344	EDI associated object administration message A message giving additional information about the exchange of an EDI associated object.

CL06	Document name code Code specifying the document name. UN Edifact codes TDID 1001
345	Ready for despatch advice Document/message issued by a supplier informing a buyer that goods ordered are ready for despatch.
346	Summary sales report Sales report containing summaries for several earlier sent sales reports.
347	Order status enquiry A message enquiring the status of previously sent orders.
348	Order status report A message reporting the status of previously sent orders.
349	Declaration regarding the inward and outward movement of vessel Document to declare inward and outward movement of a vessel.
350	Despatch order Document/message issued by a supplier initiating the despatch of goods to a buyer (consignee).
351	Despatch advice Document/message by means of which the seller or consignor informs the consignee about the despatch of goods.
352	Notification of usage of berth or mooring facilities Document to notify usage of berth or mooring facilities.
353	Application for vessel's entering into port area in night- time Document to apply for vessel's entering into port area in night-time.
354	Notification of emergency shifting from the designated place in port Document to notify shifting from designated place in port once secured at the designated place.
355	Customs summary declaration without commercial detail, alternate Alternate Customs declaration summary without any commercial transaction details.
356	Performance bond A document that guarantees performance.
357	Payment bond A document that guarantees the payment of monies.
358	Healthcare discharge report, preliminary Preliminary discharge report by healthcare provider.
359	Request for provision of a health service Document containing request for provision of a health service.
360	Request for price quote Document/message requesting price conditions under which goods are offered.
361	Price quote Document/message confirming price conditions under which goods are offered.
362	Delivery quote Document/message confirming delivery conditions under which goods are offered.
363	Price and delivery quote Document/message confirming price and delivery conditions under which goods are offered.
364	Contract price quote Document/message confirming contractual price conditions under which goods are offered.
365	Contract price and delivery quote Document/message confirming contractual price conditions and contractual delivery conditions under which goods are offered.
366	Price quote, specified end-customer Document/message confirming price conditions under which goods are offered, provided that they are sold to the end-customer specified on the quote.

CL06	Document name code Code specifying the document name. UN Edifact codes TDID 1001
367	Price and delivery quote, specified end-customer Document/message confirming price conditions and delivery conditions under which goods are offered, provided that they are sold to the end-customer specified on the quote.
368	Price quote, ship and debit Document/message from a supplier to a distributor confirming price conditions under which goods can be sold by a distributor to the end-customer specified on the quote with compensation for loss of inventory value.
369	Price and delivery quote, ship and debit Document/message from a supplier to a distributor confirming price conditions and delivery conditions under which goods can be sold by a distributor to the end-customer specified on the quote with compensation for loss of inventory value.
370	Advice of distribution of documents Document/message in which the party responsible for the issue of a set of trade documents specifies the various recipients of originals and copies of these documents, with an indication of the number of copies distributed to each of them.
371	Plan for provision of health service Document containing a plan for provision of health service.
372	Prescription Instructions for the dispensing and use of medicine or remedy.
373	Prescription request Request to issue a prescription for medicine or remedy.
374	Prescription dispensing report Document containing information of products dispensed according to a prescription.
375	Certificate of shipment (1109) Certificate providing confirmation that a consignment has been shipped.
376	Standing inquiry on product information A product inquiry which stands until it is cancelled.
377	Party credit information Document/message providing data concerning the credit information of a party.
378	Party payment behaviour information Document/message providing data concerning the payment behaviour of a party.
379	Request for metering point information Message to request information about a metering point.
380	Commercial invoice (1334) Document/message claiming payment for goods or services supplied under conditions agreed between seller and buyer.
381	Credit note (1113) Document/message for providing credit information to the relevant party.
382	Commission note (1111) Document/message in which a seller specifies the amount of commission, the percentage of the invoice amount, or some other basis for the calculation of the commission to which a sales agent is entitled.
383	Debit note Document/message for providing debit information to the relevant party.
384	Corrected invoice Commercial invoice that includes revised information differing from an earlier submission of the same invoice.

CL06	Document name code Code specifying the document name. UN Edifact codes TDID 1001
385	Consolidated invoice Commercial invoice that covers multiple transactions involving more than one vendor.
386	Prepayment invoice An invoice to pay amounts for goods and services in advance; these amounts will be subtracted from the final invoice.
387	Hire invoice Document/message for invoicing the hiring of human resources or renting goods or equipment.
388	Tax invoice An invoice for tax purposes.
389	Self-billed invoice An invoice the invoicee is producing instead of the seller.
390	Delcredere invoice An invoice sent to the party paying for a number of buyers.
391	Metering point information response Response to a request for information about a metering point.
392	Notification of change of supplier A notification of a change of supplier.
393	Factored invoice Invoice assigned to a third party for collection.
394	Lease invoice Usage of INVOIC-message for goods in leasing contracts.
395	Consignment invoice Commercial invoice that covers a transaction other than one involving a sale.
396	Factored credit note Credit note related to assigned invoice(s).
397	Commercial account summary response A document providing a response to a previously sent commercial account summary message.
398	Cross docking despatch advice Document by means of which the supplier or consignor informs the buyer, consignee or the distribution centre about the despatch of goods for cross docking.
399	Transshipment despatch advice Document by means of which the supplier or consignor informs the buyer, consignee or the distribution centre about the despatch of goods for transshipment.
400	Exceptional order An order which falls outside the framework of an agreement.
401	Pre-packed cross docking order An order requesting the supply of products packed according to the final delivery point which will be moved across a dock in a distribution centre without further handling.
402	Intermediate handling cross docking order An order requesting the supply of products which will be moved across a dock, de-consolidated and re-consolidated according to the final delivery location requirements.
403	Means of transportation availability information Information giving the various availabilities of a means of transportation.
404	Means of transportation schedule information Information giving the various schedules of a means of transportation.
405	Transport equipment delivery notice Notification regarding the delivery of transport equipment.

CL06	Document name code Code specifying the document name. UN Edifact codes TDID 1001
406	Notification to supplier of contract termination Notification to the supplier regarding the termination of a contract.
407	Notification to supplier of metering point changes Notification to the supplier about changes regarding a metering point.
408	Notification of meter change Notification about the change of a meter.
409	Instructions for bank transfer Document/message containing instructions from a customer to his bank to pay an amount in a specified currency to a nominated party in another country by a method either specified (e.g. teletransmission, air mail) or left to the discretion of the bank.
410	Notification of metering point identification change Notification of the change of metering point identification.
411	Utilities time series message The Utilities time series message is sent between responsible parties in a utilities infrastructure for the purpose of reporting time series and connected technical and/or administrative information.
412	Application for banker's draft Application by a customer to his bank to issue a banker's draft stating the amount and currency of the draft, the name of the payee and the place and country of payment.
413	Infrastructure condition Information about components in an infrastructure.
414	Acknowledgement of change of supplier Acknowledgement of the change of supplier.
415	Data Plot Sheet Document/Message providing technical description and information of the crop production.
416	Soil analysis Soil analysis document.
417	Farmyard manure analysis Farmyard manure analysis document.
418	WCO Cargo Report Export, Rail or Road Declaration, in accordance with the WCO Customs Data Model, to Customs concerning the export of cargo carried by commercial means of transport over land, e.g. truck or train.
419	WCO Cargo Report Export, Air or Maritime Declaration, in accordance with the WCO Customs Data Model, to Customs concerning the export of cargo carried by commercial means of transport over water or through the air, e.g. vessel or aircraft.
420	Optical Character Reading (OCR) payment credit note Payment credit note effected by an Optical Character Reading (OCR) document.
421	WCO Cargo Report Import, Rail or Road Declaration, in accordance with the WCO Customs Data Model, to Customs concerning the import of cargo carried by commercial means of transport over land, e.g. truck or train.
422	WCO Cargo Report Import, Air or Maritime Declaration, in accordance with the WCO Customs Data Model, to Customs concerning the import of cargo carried by commercial means of transport over water or through the air, e.g. vessel or aircraft.
423	WCO one-step export declaration Single step declaration, in accordance with the WCO Customs Data Model, to Customs by which goods are declared for a Customs export procedure based on the 1999 Kyoto Convention.

CL06	Document name code Code specifying the document name. UN Edifact codes TDID 1001
424	WCO first step of two-step export declaration First part of a simplified declaration, in accordance with the WCO Customs Data Model, to Customs by which goods are declared for Customs export procedure based on the 1999 Kyoto Convention.
425	Collection payment advice Document/message whereby a bank advises that a collection has been paid, giving details and methods of funds disposal.
426	Documentary credit payment advice Document/message whereby a bank advises payment under a documentary credit.
427	Documentary credit acceptance advice Document/message whereby a bank advises acceptance under a documentary credit.
428	Documentary credit negotiation advice Document/message whereby a bank advises negotiation under a documentary credit.
429	Application for banker's guarantee Document/message whereby a customer requests his bank to issue a guarantee in favour of a nominated party in another country, stating the amount and currency and the specific conditions of the guarantee.
430	Banker's guarantee Document/message in which a bank undertakes to pay out a limited amount of money to a designated party, on conditions stated therein (other than those laid down in the Uniform Customs Practice).
431	Documentary credit letter of indemnity Document/message in which a beneficiary of a documentary credit accepts responsibility for non-compliance with the terms and conditions of the credit, and undertakes to refund the money received under the credit, with interest and charges accrued.
432	Notification to grid operator of contract termination Notification to the grid operator regarding the termination of a contract.
433	Notification to grid operator of metering point changes Notification to the grid operator about changes regarding a metering point.
434	Notification of balance responsible entity change Notification of a change of balance responsible entity.
435	Preadvice of a credit Preadvice indicating a credit to happen in the future.
436	Transport equipment profile report Report on the profile of transport equipment.
437	Request for price and delivery quote, specified end-user Document/message requesting price conditions and delivery conditions under which goods are offered, provided that they are sold to the end-customer specified on the request for quote.
438	Request for price quote, ship and debit Document/message from a distributor to a supplier requesting price conditions under which goods can be sold by the distributor to the end-customer specified on the request for quote with compensation for loss of inventory value.
439	Request for price and delivery quote, ship and debit Document/message from a distributor to a supplier requesting price conditions and delivery conditions under which goods can be sold by the distributor to the end-customer specified on the request for quote with compensation for loss of inventory value.
440	Delivery point list. A list of delivery point addresses.

CL06	Document name code Code specifying the document name. UN Edifact codes TDID 1001
441	Transport routing information Document specifying the routes for transport between locations.
442	Request for delivery quote Document/message requesting delivery conditions under which goods are offered.
443	Request for price and delivery quote Document/message requesting price and delivery conditions under which goods are offered.
444	Request for contract price quote Document/message requesting contractual price conditions under which goods are offered.
445	Request for contract price and delivery quote Document/message requesting contractual price conditions and contractual delivery conditions under which goods are offered.
446	Request for price quote, specified end-customer Document/message requesting price conditions under which goods are offered, provided that they are sold to the end-customer specified on the request for quote.
447	Collection order Document/message whereby a bank is instructed (or requested) to handle financial and/or commercial documents in order to obtain acceptance and/or payment, or to deliver documents on such other terms and conditions as may be specified.
448	Documents presentation form Document/message whereby a draft or similar instrument and/or commercial documents are presented to a bank for acceptance, discounting, negotiation, payment or collection, whether or not against a documentary credit.
449	Identification match Message related to conducting a search for an identification match.
450	Payment order Document/message containing information needed to initiate the payment. It may cover the financial settlement for one or more commercial trade transactions. A payment order is an instruction to the ordered bank to arrange for the payment of one specified amount to the beneficiary.
451	Extended payment order Document/message containing information needed to initiate the payment. It may cover the financial settlement for several commercial trade transactions, which it is possible to specify in a special payments detail part. It is an instruction to the ordered bank to arrange for the payment of one specified amount to the beneficiary.
452	Multiple payment order Document/message containing a payment order to debit one or more accounts and to credit one or more beneficiaries.
453	Notice that circumstances prevent payment of delivered goods Message used to inform a supplier that delivered goods cannot be paid due to circumstances which prevent payment.
454	Credit advice Document/message sent by an account servicing institution to one of its account owners, to inform the account owner of an entry which has been or will be credited to its account for a specified amount on the date indicated.

CL06	Document name code Code specifying the document name. UN Edifact codes TDID 1001
455	Extended credit advice Document/message sent by an account servicing institution to one of its account owners, to inform the account owner of an entry that has been or will be credited to its account for a specified amount on the date indicated. It provides extended commercial information concerning the relevant remittance advice.
456	Debit advice Advice on a debit.
457	Reversal of debit Reversal of debit accounting entry by bank.
458	Reversal of credit Reversal of credit accounting entry by bank.
459	Travel ticket The document is a ticket giving access to a travel service.
460	Documentary credit application Document/message whereby a bank is requested to issue a documentary credit on the conditions specified therein.
461	Payment card The document is a credit, guarantee or charge card.
462	Ready for transshipment despatch advice Document to advise that the goods ordered are ready for transshipment.
463	Pre-packed cross docking despatch advice Document by means of which the supplier or consignor informs the buyer, consignee or distribution centre about the despatch of products packed according to the final delivery point requirements which will be moved across a dock in a distribution centre without further handling.
464	Intermediate handling cross docking despatch advice Document by means of which the supplier or consignor informs the buyer, consignee or the distribution centre about the despatch of products which will be moved across a dock, de-consolidated and re-consolidated according to final delivery location requirements.
465	Documentary credit Document/message in which a bank states that it has issued a documentary credit under which the beneficiary is to obtain payment, acceptance or negotiation on compliance with certain terms and conditions and against presentation of stipulated documents and such drafts as may be specified. The credit may or may not be confirmed by another bank.
466	Documentary credit notification Document/message issued by an advising bank in order to transmit a documentary credit to a beneficiary, or to another advising bank.
467	Documentary credit transfer advice Document/message whereby a bank advises that (part of) a documentary credit is being or has been transferred in favour of a second beneficiary.
468	Documentary credit amendment notification Document/message whereby a bank advises that the terms and conditions of a documentary credit have been amended.
469	Documentary credit amendment Document/message whereby a bank notifies a beneficiary of the details of an amendment to the terms and conditions of a documentary credit.
470	Waste disposal report Document/message sent by a shipping agent to an authority for reporting information on waste disposal.
481	Remittance advice Document/message advising of the remittance of payment.

CL06	Document name code Code specifying the document name. UN Edifact codes TDID 1001
482	Port authority waste disposal report Document/message sent by a port authority to another port authority for reporting information on waste disposal.
483	Visa An endorsement on a passport or any other recognised travel document indicating that it has been examined and found correct, especially as permitting the holder to enter or leave a country.
484	Multiple direct debit request Document/message containing a direct debit request to credit one or more accounts and to debit one or more debtors.
485	Banker's draft Draft drawn in favour of a third party either by one bank on another bank, or by a branch of a bank on its head office (or vice versa) or upon another branch of the same bank. In either case, the draft should comply with the specifications laid down for cheques in the country in which it is to be payable.
486	Multiple direct debit Document/message containing a direct debit to credit one or more accounts and to debit one or more debtors.
487	Certificate of disembarkation permission Document or message issuing permission to disembark.
488	Deratting exemption certificate Document certifying that the object was free of rats when inspected and that it is exempt from a deratting statement.
489	Reefer connection order Order to connect a reefer container to a reefer point.
490	Bill of exchange Document/message, issued and signed in conformity with the applicable legislation, which contains an unconditional order whereby the drawer directs the drawee to pay a definite sum of money to the payee or to his order, on demand or at a definite time, against the surrender of the document itself.
491	Promissory note Document/message, issued and signed in conformity with the applicable legislation, which contains an unconditional promise whereby the maker undertakes to pay a definite sum of money to the payee or to his order, on demand or at a definite time, against the surrender of the document itself.
493	Statement of account message Usage of STATAC-message.
494	Direct delivery (transport) Document/message ordering the direct delivery of goods/consignment from one means of transport into another means of transport in one movement.
495	WCO second step of two-step export declaration Second part of a simplified declaration, in accordance with the WCO Customs Data Model, to Customs by which goods are declared for Customs export procedure based on the 1999 Kyoto Convention.
496	WCO one-step import declaration Single step declaration, in accordance with the WCO Customs Data Model, to Customs by which goods are declared for Customs import procedure based on the 1999 Kyoto Convention.
497	WCO first step of two-step import declaration First part of a simplified declaration, in accordance with the WCO Customs Data Model, to Customs by which goods are declared for Customs import procedure based on the 1999 Kyoto Convention.

CL06	Document name code Code specifying the document name. UN Edifact codes TDID 1001
498	WCO second step of two-step import declaration Second part of a simplified declaration, in accordance with the WCO Customs Data Model, to Customs by which goods are declared for Customs import procedure based on the 1999 Kyoto Convention.
499	Previous transport document Identification of the previous transport document.
520	Insurance certificate Document/message issued to the insured certifying that insurance has been effected and that a policy has been issued. Such a certificate for a particular cargo is primarily used when goods are insured under the terms of a floating or an open policy; at the request of the insured it can be exchanged for a policy.
521	Special requirements permit related to the transport of cargo A permit related to a transport document granting the transport of cargo under the conditions as specifically required.
522	Dangerous Goods Notification for Tanker vessel Dangerous Goods Notification for a vessel carrying liquid cargo in bulk.
523	Dangerous Goods Notification for non-tanker vessel Dangerous Goods Notification for a vessel carrying cargo other than bulk liquid cargo.
524	WCO Conveyance Arrival Report Declaration, in accordance with the WCO Customs Data Model, to Customs regarding the conveyance arriving in a Customs territory.
525	WCO Conveyance Departure Report Declaration, in accordance with the WCO Customs Data Model, to Customs regarding the conveyance departing a Customs territory.
526	Accounting voucher A document/message justifying an accounting entry.
527	Self billed debit note A document which indicates that the customer is claiming debit in a self billing environment.
528	Military Identification Card The official document used for military personnel on travel orders, substituting a passport.
529	Re-Entry Permit A permit to re-enter a country.
530	Insurance policy Document/message issued by the insurer evidencing an agreement to insure and containing the conditions of the agreement concluded whereby the insurer undertakes for a specific fee to indemnify the insured for the losses arising out of the perils and accidents specified in the contract.
531	Refugee Permit Document identifying a refugee recognized by a country.
550	Insurance declaration sheet (bordereau) A document/message used when an insured reports to his insurer details of individual shipments which are covered by an insurance contract - an open cover or a floating policy - between the parties.
575	Insurer's invoice Document/message issued by an insurer specifying the cost of an insurance which has been effected and claiming payment therefore.
580	Cover note Document/message issued by an insurer (insurance broker, agent, etc.) to notify the insured that his insurance have been carried out.

CL06	Document name code Code specifying the document name. UN Edifact codes TDID 1001
610	Forwarding instructions Document/message issued to a freight forwarder, giving instructions regarding the action to be taken by the forwarder for the forwarding of goods described therein.
621	Forwarder's advice to import agent Document/message issued by a freight forwarder in an exporting country advising his counterpart in an importing country about the forwarding of goods described therein.
622	Forwarder's advice to exporter Document/message issued by a freight forwarder informing an exporter of the action taken in fulfillment of instructions received.
623	Forwarder's invoice Invoice issued by a freight forwarder specifying services rendered and costs incurred and claiming payment therefore.
624	Forwarder's certificate of receipt Non-negotiable document issued by a forwarder to certify that he has assumed control of a specified consignment, with irrevocable instructions to send it to the consignee indicated in the document or to hold it at his disposal. E.g. FIATA-FCR.
630	Shipping note (1123) Document/message provided by the shipper or his agent to the carrier, multimodal transport operator, terminal or other receiving authority, giving information about export consignments offered for transport, and providing for the necessary receipts and declarations of liability. Sometimes a multipurpose cargo handling document also fulfilling the functions of document 632, 633, 650 and 655.
631	Forwarder's warehouse receipt Document/message issued by a forwarder acting as Warehouse Keeper acknowledging receipt of goods placed in a warehouse, and stating or referring to the conditions which govern the warehousing and the release of goods. The document contains detailed provisions regarding the rights of holders-by-endorsement, transfer of ownership, etc. E.g. FIATA-FWR.
632	Goods receipt Document/message to acknowledge the receipt of goods and in addition may indicate receiving conditions.
633	Port charges documents Documents/messages specifying services rendered, storage and handling costs, demurrage and other charges due to the owner of goods described therein.
635	Warehouse warrant Negotiable receipt document, issued by a Warehouse Keeper to a person placing goods in a warehouse and conferring title to the goods stored.
640	Delivery order Document/message issued by a party entitled to authorize the release of goods specified therein to a named consignee, to be retained by the custodian of the goods.
650	Handling order Document/message issued by a cargo handling organization (port administration, terminal operator, etc.) for the removal or other handling of goods under their care.
655	Gate pass Document/message authorizing goods specified therein to be brought out of a fenced-in port or terminal area.
700	Waybill Non-negotiable document evidencing the contract for the transport of cargo.

CL06	Document name code Code specifying the document name. UN Edifact codes TDID 1001
701	Universal (multipurpose) transport document Document/message evidencing a contract of carriage covering the movement of goods by any mode of transport, or combination of modes, for national as well as international transport, under any applicable international convention or national law and under the conditions of carriage of any carrier or transport operator undertaking or arranging the transport referred to in the document.
702	Goods receipt, carriage Document/message issued by a carrier or a carrier's agent, acknowledging receipt for carriage of goods specified therein on conditions stated or referred to in the document, enabling the carrier to issue a transport document.
703	House waybill The document made out by an agent/consolidator which evidences the contract between the shipper and the agent/consolidator for the arrangement of carriage of goods.
704	Master bill of lading A bill of lading issued by the master of a vessel (in actuality the owner or charterer of the vessel). It could cover a number of house bills.
705	Bill of lading Negotiable document/message which evidences a contract of carriage by sea and the taking over or loading of goods by carrier, and by which carrier undertakes to deliver goods against surrender of the document. A provision in the document that goods are to be delivered to the order of a named person, or to order, or to bearer, constitutes such an undertaking.
706	Bill of lading original The original of the bill of lading issued by a transport company. When issued by the maritime industry it could signify ownership of the cargo.
707	Bill of lading copy A copy of the bill of lading issued by a transport company.
708	Empty container bill Bill of lading indicating an empty container.
709	Tanker bill of lading Document which evidences a transport of liquid bulk cargo.
710	Sea waybill Non-negotiable document which evidences a contract for the carriage of goods by sea and the taking over of the goods by the carrier, and by which the carrier undertakes to deliver the goods to the consignee named in the document.
711	Inland waterway bill of lading Negotiable transport document made out to a named person, to order or to bearer, signed by the carrier and handed to the sender after receipt of the goods.
712	Non-negotiable maritime transport document (generic) Non-negotiable document which evidences a contract for the carriage of goods by sea and the taking over or loading of the goods by the carrier, and by which the carrier undertakes to deliver the goods to the consignee named in the document. E.g. Sea waybill. Remark: Synonymous with "straight" or "non-negotiable Bill of lading" used in certain countries, e.g. Canada.
713	Mate's receipt Document/message issued by a ship's officer to acknowledge that a specified consignment has been received on board a vessel, and the apparent condition of the goods; enabling the carrier to issue a Bill of lading.
714	House bill of lading The bill of lading issued not by the carrier but by the freight forwarder/consolidator known by the carrier.

CL06	Document name code Code specifying the document name. UN Edifact codes TDID 1001
715	Letter of indemnity for non-surrender of bill of lading Document/message issued by a commercial party or a bank of an insurance company accepting responsibility to the beneficiary of the indemnity in accordance with the terms thereof.
716	Forwarder's bill of lading Non-negotiable document issued by a freight forwarder evidencing a contract for the carriage of goods by sea and the taking over or loading of the goods by the freight forwarder, and by which the freight forwarder undertakes to deliver the goods to the consignee named in the document.
720	Rail consignment note (generic term) Transport document constituting a contract for the carriage of goods between the sender and the carrier (the railway). For international rail traffic, this document must conform to the model prescribed by the international conventions concerning carriage of goods by rail, e.g. CIM Convention, SMGS Convention.
722	Road list-SMGS Accounting document, one copy of which is drawn up for each consignment note; it accompanies the consignment over the whole route and is a rail transport document.
723	Escort official recognition Document/message which gives right to the owner to exert all functions normally transferred to a guard in a train by which an escorted consignment is transported.
724	Recharging document Fictitious transport document regarding a previous transport, enabling a carrier's agent to give to another carrier's agent (in a different country) the possibility to collect charges relating to the original transport (rail environment).
730	Road consignment note Transport document/message which evidences a contract between a carrier and a sender for the carriage of goods by road (generic term). Remark: For international road traffic, this document must contain at least the particulars prescribed by the convention on the contract for the international carriage of goods by road (CMR).
740	Air waybill Document/message made out by or on behalf of the shipper which evidences the contract between the shipper and carrier(s) for carriage of goods over routes of the carrier(s) and which is identified by the airline prefix issuing the document plus a serial (IATA).
741	Master air waybill Document/message made out by or on behalf of the agent/consolidator which evidences the contract between the agent/consolidator and carrier(s) for carriage of goods over routes of the carrier(s) for a consignment consisting of goods originated by more than one shipper (IATA).
743	Substitute air waybill A temporary air waybill which contains only limited information because of the absence of the original.
744	Crew's effects declaration Declaration to Customs regarding the personal effects of crew members aboard the conveyance; equivalent to IMO FAL 4.
745	Passenger list Declaration to Customs regarding passengers aboard the conveyance; equivalent to IMO FAL 6.

CL06	Document name code Code specifying the document name. UN Edifact codes TDID 1001
746	Delivery notice (rail transport) Document/message created by the consignor or by the departure station, joined to the transport or sent to the consignee, giving the possibility to the consignee or the arrival station to attest the delivery of the goods. The document must be returned to the consignor or to the departure station.
750	Despatch note (post parcels) Document/message which, according to Article 106 of the "Agreement concerning Postal Parcels" under the UPU convention, is to accompany post parcels.
760	Multimodal/combined transport document (generic) A transport document used when more than one mode of transportation is involved in the movement of cargo. It is a contract of carriage and receipt of the cargo for a multimodal transport. It indicates the place where the responsible transport company in the move takes responsibility for the cargo, the place where the responsibility of this transport company in the move ends and the conveyances involved.
761	Through bill of lading Bill of lading which evidences a contract of carriage from one place to another in separate stages of which at least one stage is a sea transit, and by which the issuing carrier accepts responsibility for the carriage as set forth in the through bill of lading.
763	Forwarder's certificate of transport Negotiable document/message issued by a forwarder to certify that he has taken charge of a specified consignment for despatch and delivery in accordance with the consignor's instructions, as indicated in the document, and that he accepts responsibility for delivery of the goods to the holder of the document through the intermediary of a delivery agent of his choice. E.g. FIATA-FCT.
764	Combined transport document (generic) Negotiable or non-negotiable document evidencing a contract for the performance and/or procurement of performance of combined transport of goods and bearing on its face either the heading "Negotiable combined transport document issued subject to Uniform Rules for a Combined Transport Document (ICC Brochure No. 298)" or the heading "Non-negotiable Combined Transport Document issued subject to Uniform Rules for a Combined Transport Document (ICC Brochure No. 298)".
765	Multimodal transport document (generic) Document/message which evidences a multimodal transport contract, the taking in charge of the goods by the multimodal transport operator, and an undertaking by him to deliver the goods in accordance with the terms of the contract. (International Convention on Multimodal Transport of Goods).
766	Combined transport bill of lading/multimodal bill of lading Document which evidences a multimodal transport contract, the taking in charge of the goods by the multimodal transport operator, and an undertaking by him to deliver the goods in accordance with the terms of the contract.
770	Booking confirmation Document/message issued by a carrier to confirm that space has been reserved for a consignment in means of transport.
775	Calling forward notice Instructions for release or delivery of goods.
780	Freight invoice Document/message issued by a transport operation specifying freight costs and charges incurred for a transport operation and stating conditions of payment.

CL06	Document name code
	Code specifying the document name.
	UN Edifact codes TDID 1001
781	Arrival notice (goods) Notification from the carrier to the consignee in writing, by telephone or by any other means (express letter, message, telegram, etc.) informing him that a consignment addressed to him is being or will shortly be held at his disposal at a specified point in the place of destination.
782	Notice of circumstances preventing delivery (goods) Request made by the carrier to the sender, or, as the case may be, the consignee, for instructions as to the disposal of the consignment when circumstances prevent delivery and the return of the goods has not been requested by the consignor in the transport document.
783	Notice of circumstances preventing transport (goods) Request made by the carrier to the sender, or, the consignee as the case may be, for instructions as to the disposal of the goods when circumstances prevent transport before departure or en route, after acceptance of the consignment concerned.
784	Delivery notice (goods) Notification in writing, sent by the carrier to the sender, to inform him at his request of the actual date of delivery of the goods.
785	Cargo manifest Listing of goods comprising the cargo carried in a means of transport or in a transport-unit. The cargo manifest gives the commercial particulars of the goods, such as transport document numbers, consignors, consignees, shipping marks, number and kind of packages and descriptions and quantities of the goods.
786	Freight manifest Document/message containing the same information as a cargo manifest, and additional details on freight amounts, charges, etc.
787	Bordereau Document/message used in road transport, listing the cargo carried on a road vehicle, often referring to appended copies of Road consignment note.
788	Container manifest (unit packing list) Document/message specifying the contents of particular freight containers or other transport units, prepared by the party responsible for their loading into the container or unit.
789	Charges note Document used by the rail organization to indicate freight charges or additional charges in each case where the departure station is not able to calculate the charges for the total voyage (e.g. tariff not yet updated, part of voyage not covered by the tariff). This document must be considered as joined to the transport.
790	Advice of collection (1030) Document that is joined to the transport or sent by separate means, giving to the departure rail organization the proof that the cash-on delivery amount has been encashed by the arrival rail organization before reimbursement of the consignor.
791	Safety of ship certificate Document certifying a ship's safety to a specified date.
792	Safety of radio certificate Document certifying the safety of a ship's radio facilities to a specified date.
793	Safety of equipment certificate Document certifying the safety of a ship's equipment to a specified date.
794	Civil liability for oil certificate Document declaring a ship owner's liability for oil propelling or carried on a vessel.

CL06	Document name code Code specifying the document name. UN Edifact codes TDID 1001
795	Loadline document Document specifying the limit of a ship's legal submersion under various conditions.
796	Derat document Document certifying that a ship is free of rats, valid to a specified date.
797	Maritime declaration of health Document certifying the health condition on board a vessel, valid to a specified date.
798	Certificate of registry Official certificate stating the vessel's registry.
799	Ship's stores declaration Declaration to Customs regarding the contents of the ship's stores (equivalent to IMO FAL 3) i.e. goods intended for consumption by passengers/crew on board vessels, aircraft or trains, whether or not sold or landed; goods necessary for operation/maintenance of conveyance, including fuel/lubricants, excluding spare parts/equipment (IMO).
810	Export licence, application for Application for a permit issued by a government authority permitting exportation of a specified commodity subject to specified conditions as quantity, country of destination, etc.
811	Export licence Permit issued by a government authority permitting exportation of a specified commodity subject to specified conditions as quantity, country of destination, etc. Synonym: Embargo permit.
812	Exchange control declaration, export Document/message completed by an exporter/seller as a means whereby the competent body may control that the amount of foreign exchange accrued from a trade transaction is repatriated in accordance with the conditions of payment and exchange control regulations in force.
820	Despatch note model T European community transit declaration.
821	Despatch note model T1 Transit declaration for goods circulating under internal community transit procedures (between European Union (EU) countries).
822	Despatch note model T2 Ascertainment that the declared goods were originally produced in an European Union (EU) country.
823	Control document T5 Control document (export declaration) used particularly in case of re-sending without use with only VAT collection, refusal, unconformity with contract etc.
824	Re-sending consignment note Rail consignment note prepared by the consignor for the facilitation of an eventual return to the origin of the goods.
825	Despatch note model T2L Ascertainment that the declared goods were originally produced in an European Union (EU) country. May only be used for goods that are loaded on one single means of transport in one single departure point for one single delivery point.
830	Goods declaration for exportation Document/message by which goods are declared for export Customs clearance, conforming to the layout key set out at Appendix I to Annex C.1 concerning outright exportation to the Kyoto convention (CCC). Within a Customs union, "for despatch" may have the same meaning as "for exportation".

CL06	Document name code Code specifying the document name. UN Edifact codes TDID 1001
833	Cargo declaration (departure) Generic term, sometimes referred to as Freight declaration, applied to the documents providing the particulars required by the Customs concerning the cargo (freight) carried by commercial means of transport (CCC).
840	Application for goods control certificate Document/message submitted to a competent body by party requesting a Goods control certificate to be issued in accordance with national or international standards, or conforming to legislation in the importing country, or as specified in the contract.
841	Goods control certificate Document/message issued by a competent body evidencing the quality of the goods described therein, in accordance with national or international standards, or conforming to legislation in the importing country, or as specified in the contract.
850	Application for phytosanitary certificate Document/message submitted to a competent body by party requesting a Phytosanitary certificate to be issued.
851	Phytosanitary certificate Document/message issued by the competent body in the exporting country evidencing that plants, fruit, or vegetables are free from disease and fit for consumption and giving details on fumigation or other treatment to which they may have been subjected.
852	Sanitary certificate Document/message issued by the competent authority in the exporting country evidencing that alimentary and animal products, including dead animals, are fit for human consumption, and giving details, when relevant, of controls undertaken.
853	Veterinary certificate Document/message issued by the competent authority in the exporting country evidencing that live animals or birds are not infested or infected with disease, and giving details regarding their provenance, and of vaccinations and other treatment to which they have been subjected.
855	Application for inspection certificate Document/message submitted to a competent body by a party requesting an Inspection certificate to be issued in accordance with national or international standards, or conforming to legislation in the country in which it is required, or as specified in the contract.
856	Inspection certificate Document/message issued by a competent body evidencing that the goods described therein have been inspected in accordance with national or international standards, in conformity with legislation in the country in which the inspection is required, or as specified in the contract.
860	Certificate of origin, application for Document/message submitted to a competent body by an interested party requesting a Certificate of origin to be issued in accordance with relevant criteria, and on the basis of evidence of the origin of the goods.
861	Certificate of origin Document/message identifying goods, in which the authority or body authorized to issue it certifies expressly that the goods to which the certificate relates originate in a specific country. The word "country" may include a group of countries, a region or a part of a country. This certificate may also include a declaration by the manufacturer, producer, supplier, exporter or other competent person.

CL06	Document name code
	Code specifying the document name.
	UN Edifact codes TDID 1001
862	Declaration of origin Appropriate statement as to the origin of the goods, made in connection with their exportation by the manufacturer, producer, supplier, exporter or other competent person on the Commercial invoice or any other document relating to the goods (CCC).
863	Regional appellation certificate Certificate drawn up in accordance with the rules laid down by an authority or approved body, certifying that the goods described therein qualify for a designation specific to the given region (e.g. champagne, port wine, Parmesan cheese).
864	Preference certificate of origin Document/message describing a certificate of origin meeting the requirements for preferential treatment.
865	Certificate of origin form GSP Specific form of certificate of origin for goods qualifying for preferential treatment under the generalized system of preferences (includes a combined declaration of origin and certificate, form A).
870	Consular invoice Document/message to be prepared by an exporter in his country and presented to a diplomatic representation of the importing country for endorsement and subsequently to be presented by the importer in connection with the import of the goods described therein.
890	Dangerous goods declaration (1115) Document/message issued by a consignor in accordance with applicable conventions or regulations, describing hazardous goods or materials for transport purposes, and stating that the latter have been packed and labelled in accordance with the provisions of the relevant conventions or regulations.
895	Statistical document, export Document/message in which an exporter provides information about exported goods required by the body responsible for the collection of international trade statistics.
896	INTRASTAT declaration Document/message in which a declarant provides information about goods required by the body responsible for the collection of trade statistics.
901	Delivery verification certificate Document/message whereby an official authority (Customs or governmental) certifies that goods have been delivered.
910	Import licence, application for Document/message in which an interested party applies to the competent body for authorization to import either a limited quantity of articles subject to import restrictions, or an unlimited quantity of such articles during a limited period, and specifies the kind of articles, their origin and value, etc.
911	Import licence Document/message issued by the competent body in accordance with import regulations in force, by which authorization is granted to a named party to import either a limited quantity of designated articles or an unlimited quantity of such articles during a limited period, under conditions specified in the document.
913	Customs declaration without commercial detail CUSDEC transmission that does not include data from the commercial detail section of the message.
914	Customs declaration with commercial and item detail CUSDEC transmission that includes data from both the commercial detail and item detail sections of the message.

CL06	Document name code Code specifying the document name. UN Edifact codes TDID 1001
915	Customs declaration without item detail CUSDEC transmission that does not include data from the item detail section of the message.
916	Related document Document that has a relationship with the stated document/message.
917	Receipt (Customs) Receipt for Customs duty/tax/fee paid.
925	Application for exchange allocation Document/message whereby an importer/buyer requests the competent body to allocate an amount of foreign exchange to be transferred to an exporter/seller in payment for goods.
926	Foreign exchange permit Document/message issued by the competent body authorizing an importer/buyer to transfer an amount of foreign exchange to an exporter/seller in payment for goods.
927	Exchange control declaration (import) Document/message completed by an importer/buyer as a means for the competent body to control that a trade transaction for which foreign exchange has been allocated has been executed and that money has been transferred in accordance with the conditions of payment and the exchange control regulations in force.
929	Goods declaration for importation Document/message by which goods are declared for import Customs clearance [sister entry of 830].
930	Goods declaration for home use Document/message by which goods are declared for import Customs clearance according to Annex B.1 (concerning clearance for home use) to the Kyoto convention (CCC).
931	Customs immediate release declaration Document/message issued by an importer notifying Customs that goods have been removed from an importing means of transport to the importer's premises under a Customs-approved arrangement for immediate release, or requesting authorization to do so.
932	Customs delivery note Document/message whereby a Customs authority releases goods under its control to be placed at the disposal of the party concerned. Synonym: Customs release note.
933	Cargo declaration (arrival) Generic term, sometimes referred to as Freight declaration, applied to the documents providing the particulars required by the Customs concerning the cargo (freight) carried by commercial means of transport (CCC).
934	Value declaration Document/message in which a declarant (importer) states the invoice or other price (e.g. selling price, price of identical goods), and specifies costs for freight, insurance and packing, etc., terms of delivery and payment, any relationship with the trading partner, etc., for the purpose of determining the Customs value of goods imported.
935	Customs invoice Document/message required by the Customs in an importing country in which an exporter states the invoice or other price (e.g. selling price, price of identical goods), and specifies costs for freight, insurance and packing, etc., terms of delivery and payment, for the purpose of determining the Customs value in the importing country of goods consigned to that country.

CL06	Document name code
	Code specifying the document name.
	UN Edifact codes TDID 1001
936	Customs declaration (post parcels) Document/message which, according to Article 106 of the "Agreement concerning Postal Parcels" under the UPU Convention, must accompany post parcels and in which the contents of such parcels are specified.
937	Tax declaration (value added tax) Document/message in which an importer states the pertinent information required by the competent body for assessment of value-added tax.
938	Tax declaration (general) Document/message containing a general tax declaration.
940	Tax demand Document/message containing the demand of tax.
941	Embargo permit Document/message giving the permission to export specified goods.
950	Goods declaration for Customs transit Document/message by which the sender declares goods for Customs transit according to Annex E.1 (concerning Customs transit) to the Kyoto convention (CCC).
951	TIF form International Customs transit document by which the sender declares goods for carriage by rail in accordance with the provisions of the 1952 International Convention to facilitate the crossing of frontiers for goods carried by rail (TIF Convention of UIC).
952	TIR carnet International Customs document (International Transit by Road), issued by a guaranteeing association approved by the Customs authorities, under the cover of which goods are carried, in most cases under Customs seal, in road vehicles and/or containers in compliance with the requirements of the Customs TIR Convention of the International Transport of Goods under cover of TIR Carnets (UN/ECE).
953	EC carnet EC customs transit document issued by EC customs authorities for transit and/or temporary user of goods within the EC.
954	EUR 1 certificate of origin Customs certificate used in preferential goods interchanges between EC countries and EC external countries.
955	ATA carnet International Customs document (Admission Temporaire / Temporary Admission) which, issued under the terms of the ATA Convention (1961), incorporates an internationally valid guarantee and may be used, in lieu of national Customs documents and as security for import duties and taxes, to cover the temporary admission of goods and, where appropriate, the transit of goods. If accepted for controlling the temporary export and reimport of goods, international guarantee does not apply (CCC).
960	Single administrative document A set of documents, replacing the various (national) forms for Customs declaration within the EC, implemented on 01-01-1988.
961	General response (Customs) General response message to permit the transfer of data from Customs to the transmitter of the previous message.
962	Document response (Customs) Document response message to permit the transfer of data from Customs to the transmitter of the previous message.
963	Error response (Customs) Error response message to permit the transfer of data from Customs to the transmitter of the previous message.

CL06	Document name code Code specifying the document name. UN Edifact codes TDID 1001
964	Package response (Customs) Package response message to permit the transfer of data from Customs to the transmitter of the previous message.
965	Tax calculation/confirmation response (Customs) Tax calculation/confirmation response message to permit the transfer of data from Customs to the transmitter of the previous message.
966	Quota prior allocation certificate Document/message issued by the competent body for prior allocation of a quota.
970	Wagon report Document which contains consignment information concerning the wagons and their lading in a case of a multiple wagon consignment.
971	Transit Conveyor Document Document for a course of transit used for a carrier who is neither the carrier at the beginning nor the arrival. The transit carrier can directly invoice the expenses for its part of the transport.
972	Rail consignment note forwarder copy Document which is a copy of the rail consignment note printed especially for the need of the forwarder.
974	Duty suspended goods Document giving details for the carriage of excisable goods on a duty-suspended basis.
975	Proof of transit declaration A document providing proof that a transit declaration has been accepted.
976	Container transfer note Document for the carriage of containers. Syn: transfer note.
977	NATO transit document Customs transit document for the carriage of shipments of the NATO armed forces under Customs supervision.
978	Transfrontier waste shipment authorization Document containing the authorization from the relevant authority for the international carriage of waste. Syn: Transfrontier waste shipment permit.
979	Transfrontier waste shipment movement document Document certified by the carriers and the consignee to be used for the international carriage of waste.
990	End use authorization Document issued by Customs granting the end-use Customs procedure.
991	Government contract Document/message describing a contract with a government authority.
995	Statistical document, import Document/message describing an import document that is used for statistical purposes.
996	Application for documentary credit Message with application for opening of a documentary credit.
998	Previous Customs document/message Indication of the previous Customs document/message concerning the same transaction.

3.2.8.8 CL07 – Package type description code (English Only)

CL07	Package type description code Code specifying the type of package. UN/ECE Recommendation 21 Annex VI
43	Bag, super bulk

CL07	Package type description code	
	Code specifying the type of package.	
	UN/ECE Recommendation 21 Annex VI	
	1A	Drum, steel
	1B	Drum, aluminium
	1D	Drum, plywood
	1G	Drum, fibre
	1W	Drum, wooden
	2C	Barrel, wooden
	3A	Jerrican, steel
	3H	Jerrican, plastic
	4A	Box, steel
	4B	Box, aluminium
	4C	Box, natural wood
	4D	Box, plywood
	4F	Box, reconstituted wood
	4G	Box, fibreboard
	4H	Box, plastic
	5H	Bag, woven plastic
	5L	Bag, textile
	5M	Bag, paper
	6H	Composite packaging, plastic receptacle
	6P	Composite packaging, glass receptacle
	AA	Intermediate bulk container, rigid plastic
	AB	Receptacle, fibre
	AC	Receptacle, paper
	AD	Receptacle, wooden
	AE	Aerosol
	AF	Pallet, modular, collars 80cms × 60cms
	AG	Pallet, shrinkwrapped
	AH	Pallet, 100cms × 110cms
	AI	Clamshell
	AJ	Cone
	AM	Ampoule, non-protected
	AP	Ampoule, protected
	AT	Atomizer
	AV	Capsule
	BA	Barrel
	BB	Bobbin
	BC	Bottlecrate / bottlerack
	BD	Board
	BE	Bundle
	BF	Balloon, non-protected
	BG	Bag
	BH	Bunch
	BI	Bin
	BJ	Bucket
	BK	Basket
	BL	Bale, compressed
	BM	Basin
	BN	Bale, non-compressed
	BO	Bottle, non-protected, cylindrical
	BP	Balloon, protected
	BQ	Bottle, protected cylindrical
	BR	Bar
	BS	Bottle, non-protected, bulbous
	BT	Bolt
	BU	Butt

CL07	Package type description code Code specifying the type of package. UN/ECE Recommendation 21 Annex VI
BV	Bottle, protected bulbous
BW	Box, for liquids
BX	Box
BY	Board, in bundle/bunch/truss
BZ	Bars, in bundle/bunch/truss
CA	Can, rectangular
CB	Crate, beer
CC	Churn
CD	Can, with handle and spout
CE	Creel
CF	Coffer
CG	Cage
CH	Chest
CI	Canister
CJ	Coffin
CK	Cask
CL	Coil
CM	Card
CN	Container, not otherwise specified as transport equipment
CO	Carboy, non-protected
CP	Carboy, protected
CQ	Cartridge
CR	Crate
CS	Case
CT	Carton
CU	Cup
CV	Cover
CW	Cage, roll
CX	Can, cylindrical
CY	Cylinder
CZ	Canvas
DA	Crate, multiple layer, plastic
DB	Crate, multiple layer, wooden
DC	Crate, multiple layer, cardboard
DG	Cage, Commonwealth Handling Equipment Pool (CHEP)
DH	Box, Commonwealth Handling Equipment Pool (CHEP), Eurobox
DI	Drum, iron
DJ	Demijohn, non-protected
DK	Crate, bulk, cardboard
DL	Crate, bulk, plastic
DM	Crate, bulk, wooden
DN	Dispenser
DP	Demijohn, protected
DR	Drum
DS	Tray, one layer no cover, plastic
DT	Tray, one layer no cover, wooden
DU	Tray, one layer no cover, polystyrene
DV	Tray, one layer no cover, cardboard
DW	Tray, two layers no cover, plastic tray
DX	Tray, two layers no cover, wooden
DY	Tray, two layers no cover, cardboard
EC	Bag, plastic
ED	Case, with pallet base
EE	Case, with pallet base, wooden
EF	Case, with pallet base, cardboard

CL07	Package type description code Code specifying the type of package. UN/ECE Recommendation 21 Annex VI
EG	Case, with pallet base, plastic
EH	Case, with pallet base, metal
EI	Case, isothermic
EN	Envelope
FC	Crate, fruit
FD	Crate, framed
FI	Firkin
FL	Flask
FO	Footlocker
FP	Filmpack
FR	Frame
FT	Foodtainer
FW	Cart, flatbed Wheeled flat bedded device on which trays or other regular shaped items are packed for transportation purposes.
FX	Bag, flexible container
GB	Bottle, gas
GI	Girder
GR	Receptacle, glass
GU	Tray, containing horizontally stacked flat items Tray containing flat items stacked on top of one another.
GZ	Girders, in bundle/bunch/truss
HA	Basket, with handle, plastic
HB	Basket, with handle, wooden
HC	Basket, with handle, cardboard
HG	Hogshead
HR	Hamper
IA	Package, display, wooden
IB	Package, display, cardboard
IC	Package, display, plastic
ID	Package, display, metal
IE	Package, show
IF	Package, flow
IG	Package, paper wrapped
IH	Drum, plastic
IK	Package, cardboard, with bottle grip-holes
IL	Tray, rigid, lidded stackable (CEN TS 14482:2002) Lidded stackable rigid tray compliant with CEN TS 14482:2002.
IN	Ingot
IZ	Ingots, in bundle/bunch/truss
JC	Jerrican, rectangular
JG	Jug
JR	Jar
JT	Jutebag
JY	Jerrican, cylindrical
KG	Keg
LG	Log
LT	Lot
LV	Liftvan
LZ	Logs, in bundle/bunch/truss
MB	Bag, multiply
MC	Crate, milk
MR	Receptacle, metal
MS	Sack, multi-wall
MT	Mat

CL07	
Package type description code	
Code specifying the type of package.	
UN/ECE Recommendation 21 Annex VI	
MW	Receptacle, plastic wrapped
MX	Matchbox
NA	Not available
NE	Unpacked or unpackaged
NF	Unpacked or unpackaged, single unit
NG	Unpacked or unpackaged, multiple units
NS	Nest
NT	Net
NU	Net, tube, plastic
NV	Net, tube, textile
PA	Packet
PB	Pallet, box
PC	Parcel
PD	Pallet, modular, collars 80cms * 100cms
PE	Pallet, modular, collars 80cms * 120cms
PF	Pen
PG	Plate
PH	Pitcher
PI	Pipe
PJ	Punnet
PK	Package
PL	Pail
PN	Plank
PO	Pouch
PR	Receptacle, plastic
PT	Pot
PU	Tray pack
PV	Pipes, in bundle/bunch/truss
PX	Pallet
PY	Plates, in bundle/bunch/truss
PZ	Planks, in bundle/bunch/truss
QA	Drum, steel, non-removable head
QB	Drum, steel, removable head
QC	Drum, aluminium, non-removable head
QD	Drum, aluminium, removable head
QF	Drum, plastic, non-removable head
QG	Drum, plastic, removable head
QH	Barrel, wooden, bung type
QJ	Barrel, wooden, removable head
QK	Jerrican, steel, non-removable head
QL	Jerrican, steel, removable head
QM	Jerrican, plastic, non-removable head
QN	Jerrican, plastic, removable head
QP	Box, wooden, natural wood, ordinary
QQ	Box, wooden, natural wood, with sift proof walls
QR	Box, plastic, expanded
QS	Box, plastic, solid
RD	Rod
RG	Ring
RJ	Rack, clothing hanger
RK	Rack
RL	Reel
RO	Roll
RT	Rednet
RZ	Rods, in bundle/bunch/truss

CL07	Package type description code Code specifying the type of package. UN/ECE Recommendation 21 Annex VI
SA	Sack
SB	Slab
SC	Crate, shallow
SD	Spindle
SE	Sea-chest
SH	Sachet
SI	Skid
SK	Case, skeleton
SL	Slipsheet
SM	Sheetmetal
SO	Spool
SP	Sheet, plastic wrapping
SS	Case, steel
ST	Sheet
SU	Suitcase
SV	Envelope, steel
SW	Shrinkwrapped
SX	Set
SY	Sleeve
SZ	Sheets, in bundle/bunch/truss
TB	Tub
TC	Tea-chest
TD	Tube, collapsible
TI	Tierce TI
TK	Tank, rectangular
TL	Tub, with lid
TN	Tin
TO	Tun
TR	Trunk
TS	Truss
TU	Tube
TV	Tube, with nozzle
TY	Tank, cylindrical
TZ	Tubes, in bundle/bunch/truss
UC	Uncaged
VA	Vat
VG	Bulk, gas (at 1031 mbar and 15 degree C)
VI	Vial
VK	Vanpack
VL	Bulk, liquid
VO	Bulk, solid, large particles ("nodules")
VP	Vacuum-packed
VQ	Bulk, liquefied gas (at abnormal temperature/pressure)
VR	Bulk, solid, granular particles ("grains")
VY	Bulk, solid, fine particles ("powders")
WA	Intermediate bulk container
WB	Wickerbottle
WC	Intermediate bulk container, steel
WD	Intermediate bulk container, aluminium
WF	Intermediate bulk container, metal
WG	Intermediate bulk container, steel, pressurised > 10 kpa
WH	Intermediate bulk container, aluminium, pressurised > 10 kpa
WJ	Intermediate bulk container, metal, pressure 10 kpa
WK	Intermediate bulk container, steel, liquid
WL	Intermediate bulk container, aluminium, liquid

CL07	
Package type description code	
Code specifying the type of package.	
UN/ECE Recommendation 21 Annex VI	
WM	Intermediate bulk container, metal, liquid
WN	Intermediate bulk container, woven plastic, without coat/liner
WP	Intermediate bulk container, woven plastic, coated
WQ	Intermediate bulk container, woven plastic, with liner
WR	Intermediate bulk container, woven plastic, coated and liner
WS	Intermediate bulk container, plastic film
WT	Intermediate bulk container, textile with out coat/liner
WU	Intermediate bulk container, natural wood, with inner liner
WV	Intermediate bulk container, textile, coated
WW	Intermediate bulk container, textile, with liner
WX	Intermediate bulk container, textile, coated and liner
WY	Intermediate bulk container, plywood, with inner liner
WZ	Intermediate bulk container, reconstituted wood, with inner liner
XA	Bag, woven plastic, without inner coat/liner
XB	Bag, woven plastic, sift proof
XC	Bag, woven plastic, water resistant
XD	Bag, plastics film
XF	Bag, textile, without inner coat/liner
XG	Bag, textile, sift proof
XH	Bag, textile, water resistant
XJ	Bag, paper, multi-wall
XK	Bag, paper, multi-wall, water resistant
YA	Composite packaging, plastic receptacle in steel drum
YB	Composite packaging, plastic receptacle in steel crate box
YC	Composite packaging, plastic receptacle in aluminium drum
YD	Composite packaging, plastic receptacle in aluminium crate
YF	Composite packaging, plastic receptacle in wooden box
YG	Composite packaging, plastic receptacle in plywood drum
YH	Composite packaging, plastic receptacle in plywood box
YJ	Composite packaging, plastic receptacle in fibre drum
YK	Composite packaging, plastic receptacle in fibreboard box
YL	Composite packaging, plastic receptacle in plastic drum
YM	Composite packaging, plastic receptacle in solid plastic box
YN	Composite packaging, glass receptacle in steel drum
YP	Composite packaging, glass receptacle in steel crate box
YQ	Composite packaging, glass receptacle in aluminium drum
YR	Composite packaging, glass receptacle in aluminium crate
YS	Composite packaging, glass receptacle in wooden box
YT	Composite packaging, glass receptacle in plywood drum
YV	Composite packaging, glass receptacle in wickerwork hamper
YW	Composite packaging, glass receptacle in fibre drum
YX	Composite packaging, glass receptacle in fibreboard box
YY	Composite packaging, glass receptacle in expandable plastic pack
YZ	Composite packaging, glass receptacle in solid plastic pack
ZA	Intermediate bulk container, paper, multi-wall
ZB	Bag, large
ZC	Intermediate bulk container, paper, multi-wall, water resistant
ZD	Intermediate bulk container, rigid plastic, with structural equipment, solids
ZF	Intermediate bulk container, rigid plastic, freestanding, solids
ZG	Intermediate bulk container, rigid plastic, with structural equipment, pressurised
ZH	Intermediate bulk container, rigid plastic, freestanding, pressurised
ZJ	Intermediate bulk container, rigid plastic, with structural equipment, liquids
ZK	Intermediate bulk container, rigid plastic, freestanding, liquids
ZL	Intermediate bulk container, composite, rigid plastic, solids
ZM	Intermediate bulk container, composite, flexible plastic, solids

CL07	Package type description code Code specifying the type of package. UN/ECE Recommendation 21 Annex VI	
	ZN	Intermediate bulk container, composite, rigid plastic, pressurised
	ZP	Intermediate bulk container, composite, flexible plastic, pressurised
	ZQ	Intermediate bulk container, composite, rigid plastic, liquids
	ZR	Intermediate bulk container, composite, flexible plastic, liquids
	ZS	Intermediate bulk container, composite
	ZT	Intermediate bulk container, fibreboard
	ZU	Intermediate bulk container, flexible
	ZV	Intermediate bulk container, metal, other than steel
	ZW	Intermediate bulk container, natural wood
	ZX	Intermediate bulk container, plywood
	ZY	Intermediate bulk container, reconstituted wood
	ZZ	Mutually defined

3.2.8.9 CL08 – Seal type code

CL08	Seal type code To specify a type of seal.	
	1	Mechanical seal The seal is mechanical.
	2	Electronic seal The seal is electronic.

3.2.8.10 CL09 – Message sub types

CL09	Message sub types	
	00	Return all information regarding guarantee (default)
	01	Return only guarantee information
	02	Return only declaration information
	03	Return only TIR transport information
	04	New Advanced Cargo Information
	05	Updated Advanced Cargo Information
	06	New start of operation
	07	New termination of operation
	08	New discharge of operation

3.2.8.11 CL10

NOT USED (replaced by CL09-Message sub type)

3.2.8.12 CL11

NOT USED (replaced by CL09-Message sub type)

3.2.8.13 CL12 – Guarantee type code

3.2.8.14 CL13 – Customs offices database

Use UN Locode (max 5) + user code (max 12). (to be developped)

3.2.8.15 *CL14 – Indicator*

CL14	Indicator
0	No
1	Yes

3.2.8.16 *CL15 – International TIR database*3.2.8.17 *CL16 – Message function code (English Only)*

CL16	Message function code Code indicating the function of the message.
1	Cancellation Message cancelling a previous transmission for a given transaction.
2	Addition Message containing items to be added.
3	Deletion Message containing items to be deleted.
4	Change Message containing items to be changed.
5	Replace Message replacing a previous message.
6	Confirmation Message confirming the details of a previous transmission where such confirmation is required or recommended under the terms of a trading partner agreement.
7	Duplicate The message is a duplicate of a previously generated message.
8	Status Code indicating that the referenced message is a status.
9	Original Initial transmission related to a given transaction.
10	Not found Message whose reference number is not filed.
11	Response Message responding to a previous message or document.
12	Not processed Message indicating that the referenced message was received but not yet processed.
13	Request Code indicating that the referenced message is a request.
14	Advance notification Code indicating that the information contained in the message is an advance notification of information to follow.
15	Reminder Repeated message transmission for reminding purposes.
16	Proposal Message content is a proposal.
17	Cancel, to be reissued Referenced transaction cancelled, reissued message will follow.
18	Reissue New issue of a previous message (maybe cancelled).
19	Seller initiated change Change information submitted by buyer but initiated by seller.
20	Replace heading section only Message to replace the heading of a previous message.

CL16	Message function code Code indicating the function of the message.
21	Replace item detail and summary only Message to replace item detail and summary of a previous message.
22	Final transmission Final message in a related series of messages together making up a commercial, administrative or transport transaction.
23	Transaction on hold Message not to be processed until further release information.
24	Delivery instruction Delivery schedule message only used to transmit short-term delivery instructions.
25	Forecast Delivery schedule message only used to transmit long-term schedule information.
26	Delivery instruction and forecast Combination of codes '24' and '25'.
27	Not accepted Message to inform that the referenced message is not accepted by the recipient.
28	Accepted, with amendment in heading section Message accepted but amended in heading section.
29	Accepted without amendment Referenced message is entirely accepted.
30	Accepted, with amendment in detail section Referenced message is accepted but amended in detail section.
31	Copy Indicates that the message is a copy of an original message that has been sent, e.g. for action or information.
32	Approval A message releasing an existing referenced message for action to the receiver.
33	Change in heading section Message changing the referenced message heading section.
34	Accepted with amendment The referenced message is accepted but amended.
35	Retransmission Change-free transmission of a message previously sent.
36	Change in detail section Message changing referenced detail section.
37	Reversal of a debit Reversal of a previously posted debit.
38	Reversal of a credit Reversal of a previously posted credit.
39	Reversal for cancellation Code indicating that the referenced message is reversing a cancellation of a previous transmission for a given transaction.
40	Request for deletion The message is given to inform the recipient to delete the referenced transaction.
41	Finishing/closing order Last of series of call-offs.
42	Confirmation via specific means Message confirming a transaction previously agreed via other means (e.g. phone).
43	Additional transmission Message already transmitted via another communication channel. This transmission is to provide electronically processable data only.

CL16	Message function code Code indicating the function of the message.
44	Accepted without reserves Message accepted without reserves.
45	Accepted with reserves Message accepted with reserves.
46	Provisional Message content is provisional.
47	Definitive Message content is definitive.
48	Accepted, contents rejected Message to inform that the previous message is received, but it cannot be processed due to regulations, laws, etc.
49	Settled dispute The reported dispute is settled.
50	Withdraw Message withdrawing a previously approved message.
51	Authorisation Message authorising a message or transaction(s).
52	Proposed amendment A code used to indicate an amendment suggested by the sender.
53	Test Code indicating the message is to be considered as a test.
54	Extract A subset of the original.
55	Notification only The receiver may use the notification information for analysis only.
56	Advice of ledger booked items An advice that items have been booked in the ledger.
57	Advice of items pending to be booked in the ledger An advice that items are pending to be booked in the ledger.
58	Pre-advice of items requiring further information A pre-advice that items require further information.
59	Pre-advised items A pre-advice of items.
60	No action since last message Code indicating the fact that no action has taken place since the last message.
61	Complete schedule The message function is a complete schedule.
62	Update schedule The message function is an update to a schedule.
63	Not accepted, provisional Not accepted, subject to confirmation.
64	Verification The message is transmitted to verify information.
65	Unsettled dispute To report an unsettled dispute.

3.2.8.18 CL17 – Amendment code

CL17	Amendment code
01	Addition
02	Change
03	Deletion

3.2.8.19 CL18 – Message section code

(codes to be defined)

3.2.8.20 *CL19 – Amendment code*

(codes to be defined)

3.2.8.21 *CL20 – Language name code (English Only)*

CL20	Language name code Code specifying the language name.
aa	Afar
AA	Afar
ab	Abkhazian
AB	Abkhazian
ae	Avestan
AE	Avestan
af	Afrikaans
AF	Afrikaans
ak	Akan
AK	Akan
am	Amharic
AM	Amharic
an	Aragonese
AN	Aragonese
ar	Arabic
AR	Arabic
as	Assamese
AS	Assamese
av	Avaric
AV	Avaric
ay	Aymara
AY	Aymara
az	Azerbaijani
AZ	Azerbaijani
ba	Bashkir
BA	Bashkir
be	Belarusian
BE	Belarusian
bg	Bulgarian
BG	Bulgarian
bh	Bihari
BH	Bihari
bi	Bislama
BI	Bislama
bm	Bambara
BM	Bambara
bn	Bengali
BN	Bengali
bo	Tibetan
BO	Tibetan
br	Breton
BR	Breton
bs	Bosnian
BS	Bosnian
ca	Catalan; Valencian
CA	Catalan; Valencian
ce	Chechen
CE	Chechen
ch	Chamorro
CH	Chamorro

CL20	Language name code Code specifying the language name.
co	Corsican
CO	Corsican
cr	Cree
CR	Cree
cs	Czech
CS	Czech
cu	Church Slavic; Old Slavonic; Church Slavonic; Old Bulgarian; Old Church Slavonic
CU	Church Slavic; Old Slavonic; Church Slavonic; Old Bulgarian; Old Church Slavonic
cv	Chuvash
CV	Chuvash
cy	Welsh
CY	Welsh
da	Danish
DA	Danish
de	German
DE	German
dv	Divehi; Dhivehi; Maldivian
DV	Divehi; Dhivehi; Maldivian
dz	Dzongkha
DZ	Dzongkha
ee	Ewe
EE	Ewe
el	Greek; Modern (1453-)
EL	Greek; Modern (1453-)
en	English
EN	English
eo	Esperanto
EO	Esperanto
es	Spanish; Castilian
ES	Spanish; Castilian
et	Estonian
ET	Estonian
eu	Basque
EU	Basque
fa	Persian
FA	Persian
ff	Fulah
FF	Fulah
fi	Finnish
FI	Finnish
fj	Fijian
FJ	Fijian
fo	Faroese
FO	Faroese
fr	French
FR	French
fy	Western Frisian
FY	Western Frisian
ga	Irish
GA	Irish
gd	Gaelic; Scottish Gaelic
GD	Gaelic; Scottish Gaelic
gl	Galician
GL	Galician

CL20	Language name code
	Code specifying the language name.
gn	Guarani
GN	Guarani
gu	Gujarati
GU	Gujarati
gv	Manx
GV	Manx
ha	Hausa
HA	Hausa
he	Hebrew
HE	Hebrew
hi	Hindi
HI	Hindi
ho	Hiri Motu
HO	Hiri Motu
hr	Croatian
HR	Croatian
ht	Haitian; Haitian Creole
HT	Haitian; Haitian Creole
hu	Hungarian
HU	Hungarian
hy	Armenian
HY	Armenian
hz	Herero
HZ	Herero
ia	Interlingua (International Auxiliary Language Association)
IA	Interlingua (International Auxiliary Language Association)
id	Indonesian
ID	Indonesian
ie	Interlingue; Occidental
IE	Interlingue; Occidental
ig	Igbo
IG	Igbo
ii	Sichuan Yi; Nuosu
II	Sichuan Yi; Nuosu
ik	Inupiaq
IK	Inupiaq
io	Ido
IO	Ido
is	Icelandic
IS	Icelandic
it	Italian
IT	Italian
iu	Inuktitut
IU	Inuktitut
ja	Japanese
JA	Japanese
jv	Javanese
JV	Javanese
ka	Georgian
KA	Georgian
kg	Kongo
KG	Kongo
ki	Kikuyu; Gikuyu
KI	Kikuyu; Gikuyu
kj	Kuanyama; Kwanyama
KJ	Kuanyama; Kwanyama

CL20	Language name code
	Code specifying the language name.
kk	Kazakh
KK	Kazakh
kl	Kalaallisut; Greenlandic
KL	Kalaallisut; Greenlandic
km	Central Khmer
KM	Central Khmer
kn	Kannada
KN	Kannada
ko	Korean
KO	Korean
kr	Kanuri
KR	Kanuri
ks	Kashmiri
KS	Kashmiri
ku	Kurdish
KU	Kurdish
kv	Komi
KV	Komi
kw	Cornish
KW	Cornish
ky	Kirghiz; Kyrgyz
KY	Kirghiz; Kyrgyz
la	Latin
LA	Latin
lb	Luxembourgish; Letzeburgesch
LB	Luxembourgish; Letzeburgesch
lg	Ganda
LG	Ganda
li	Limburgan; Limburger; Limburgish
LI	Limburgan; Limburger; Limburgish
ln	Lingala
LN	Lingala
lo	Lao
LO	Lao
lt	Lithuanian
LT	Lithuanian
lu	Luba-Katanga
LU	Luba-Katanga
lv	Latvian
LV	Latvian
mg	Malagasy
MG	Malagasy
mh	Marshallese
MH	Marshallese
mi	Maori
MI	Maori
mk	Macedonian
MK	Macedonian
ml	Malayalam
ML	Malayalam
mn	Mongolian
MN	Mongolian
mo	Moldavian; Moldovan
MO	Moldavian; Moldovan
mr	Marathi
MR	Marathi

CL20	Language name code
	Code specifying the language name.
ms	Malay
MS	Malay
mt	Maltese
MT	Maltese
my	Burmese
MY	Burmese
na	Nauru
NA	Nauru
nb	Bokmal Norwegian; Norwegian Bokmal
NB	Bokmal Norwegian; Norwegian Bokmal
nd	Ndebele; North; North Ndebele
ND	Ndebele; North; North Ndebele
ne	Nepali
NE	Nepali
ng	Ndonga
NG	Ndonga
nl	Dutch; Flemish
NL	Dutch; Flemish
nn	Norwegian Nynorsk; Nynorsk, Norwegian
NN	Norwegian Nynorsk; Nynorsk, Norwegian
no	Norwegian
NO	Norwegian
nr	Ndebele; South; South Ndebele
NR	Ndebele; South; South Ndebele
nv	Navajo; Navaho
NV	Navajo; Navaho
ny	Chichewa; Chewa; Nyanja
NY	Chichewa; Chewa; Nyanja
oc	Occitan (post 1500); Provençal
OC	Occitan (post 1500); Provençal
oj	Ojibwa
OJ	Ojibwa
om	Oromo
OM	Oromo
or	Oriya
OR	Oriya
os	Ossetian; Ossetic
OS	Ossetian; Ossetic
pa	Panjabi; Punjabi
PA	Panjabi; Punjabi
pi	Pali
PI	Pali
pl	Polish
PL	Polish
ps	Pushto; Pashto
PS	Pushto; Pashto
pt	Portuguese
PT	Portuguese
qu	Quechua
QU	Quechua
rm	Romansh
RM	Romansh
rn	Rundi
RN	Rundi
ro	Romanian
RO	Romanian

CL20	Language name code
	Code specifying the language name.
ru	Russian
RU	Russian
rw	Kinyarwanda
RW	Kinyarwanda
sa	Sanskrit
SA	Sanskrit
sc	Sardinian
SC	Sardinian
sd	Sindhi
SD	Sindhi
se	Northern Sami
SE	Northern Sami
sg	Sango
SG	Sango
si	Sinhala; Sinhalese
SI	Sinhala; Sinhalese
sk	Slovak
SK	Slovak
sl	Slovenian
SL	Slovenian
sm	Samoa
SM	Samoa
sn	Shona
SN	Shona
so	Somali
SO	Somali
sq	Albanian
SQ	Albanian
sr	Serbian
SR	Serbian
ss	Swati
SS	Swati
st	Sotho, Southern
ST	Sotho, Southern
su	Sundanese
SU	Sundanese
sv	Swedish
SV	Swedish
sw	Swahili
SW	Swahili
ta	Tamil
TA	Tamil
te	Telugu
TE	Telugu
tg	Tajik
TG	Tajik
th	Thai
TH	Thai
ti	Tigrinya
TI	Tigrinya
tk	Turkmen
TK	Turkmen
tl	Tagalog
TL	Tagalog
tn	Tswana
TN	Tswana

CL20	Language name code Code specifying the language name.
to	Tonga (Tonga Islands)
TO	Tonga (Tonga Islands)
tr	Turkish
TR	Turkish
ts	Tsonga
TS	Tsonga
tt	Tatar
TT	Tatar
tw	Twi
TW	Twi
ty	Tahitian
TY	Tahitian
ug	Uighur; Uyghur
UG	Uighur; Uyghur
uk	Ukrainian
UK	Ukrainian
ur	Urdu
UR	Urdu
uz	Uzbek
UZ	Uzbek
ve	Venda
VE	Venda
vi	Vietnamese
VI	Vietnamese
vo	Volapük
VO	Volapük
wa	Walloon
WA	Walloon
wo	Wolof
WO	Wolof
xh	Xhosa
XH	Xhosa
yi	Yiddish
YI	Yiddish
yo	Yoruba
YO	Yoruba
za	Zhuang; Chuang
ZA	Zhuang; Chuang
zh	Chinese
ZH	Chinese
zu	Zulu
ZU	Zulu

3.2.8.22 CL21 – Measurement unit code (English Only)

CL21	Measurement unit code Code specifying the unit of measurement.
05	lift
06	small spray
08	heat lot
10	group A unit of count defining the number of groups (group: set of items classified together).
11	outfit A unit of count defining the number of outfits (outfit: a complete set of equipment / materials / objects used for a specific purpose).

CL21	Measurement unit code
	Code specifying the unit of measurement.
13	ration A unit of count defining the number of rations (ration: a single portion of provisions).
14	shot A unit of liquid measure, especially related to spirits.
15	stick, military A unit of count defining the number of military sticks (military stick: bombs or paratroops released in rapid succession from an aircraft).
16	hundred fifteen kg drum
17	hundred lb drum
18	fiftyfive gallon (US) drum
19	tank truck
20	twenty foot container A unit of count defining the number of shipping containers that measure 20 feet in length.
21	forty foot container A unit of count defining the number of shipping containers that measure 40 feet in length.
22	decilitre per gram
23	gram per cubic centimetre
24	theoretical pound A unit of mass defining the expected mass of material expressed as the number of pounds.
25	gram per square centimetre
26	actual ton
27	theoretical ton A unit of mass defining the expected mass of material, expressed as the number of tons.
28	kilogram per square metre
29	pound per thousand square feet
30	horse power day per air dry metric ton
31	catch weight
32	kilogram per air dry metric ton
33	kilopascal square metres per gram
34	kilopascals per millimetre
35	millilitres per square centimetre second
36	cubic feet per minute per square foot Conversion factor required
37	ounce per square foot
38	ounces per square foot per 0,01inch
40	millilitre per second
41	millilitre per minute
43	super bulk bag Use UN/ECE Recommendation 21 (refer to Note 2 in the spreadsheet introduction, 1st sheet).
44	fivehundred kg bulk bag
45	threehundred kg bulk bag
46	fifty lb bulk bag
47	fifty lb bag
48	bulk car load
53	theoretical kilograms
54	theoretical tonne
56	sitas A unit of area for tin plate equal to a surface area of 100 square metres.

CL21	Measurement unit code
	Code specifying the unit of measurement.
57	mesh A unit of count defining the number of strands per inch as a measure of the fineness of a woven product.
58	net kilogram A unit of mass defining the total number of kilograms after deductions.
59	part per million A unit of proportion equal to 10 ⁻⁶ .
60	percent weight A unit of proportion equal to 10 ⁻² .
61	part per billion (US) A unit of proportion equal to 10 ⁻⁹ .
62	percent per 1000 hour
63	failure rate in time
64	pound per square inch, gauge
66	oersted
69	test specific scale
71	volt ampere per pound
72	watt per pound
73	ampere turn per centimetre
74	millipascal
76	gauss
77	milli-inch
78	kilogauss
80	pound per square inch absolute
81	henry
84	kilopound per square inch A unit of pressure defining the number of kilopounds force per square inch.
85	foot pound-force
87	pound per cubic foot
89	poise
90	Saybold universal second
91	stokes
92	calorie per cubic centimetre
93	calorie per gram
94	curl unit
95	twenty thousand gallon (US) tankcar
96	ten thousand gallon (US) tankcar
97	ten kg drum
98	fifteen kg drum
1A	car mile
1B	car count
1C	locomotive count
1D	caboose count
1E	empty car
1F	train mile
1G	fuel usage gallon (US)
1H	caboose mile
1I	fixed rate A unit of quantity expressed as a predetermined or set rate for usage of a facility or service.
1J	ton mile
1K	locomotive mile
1L	total car count
1M	total car mile
1X	quarter mile

CL21	Measurement unit code
	Code specifying the unit of measurement.
2A	radian per second Refer ISO/TC12 SI Guide
2B	radian per second squared Refer ISO/TC12 SI Guide
2C	roentgen
2G	volt AC A unit of electric potential in relation to alternating current (AC).
2H	volt DC A unit of electric potential in relation to direct current (DC).
2I	British thermal unit per hour
2J	cubic centimetre per second
2K	cubic foot per hour
2L	cubic foot per minute
2M	centimetre per second
2N	decibel
2P	kilobyte A unit of information equal to 10^3 (1000) bytes.
2Q	kilobecquerel
2R	kilocurie
2U	megagram
2V	megagram per hour
2W	bin Use UN/ECE Recommendation 21 (refer to Note 2 in the spreadsheet introduction, 1st sheet).
2X	metre per minute
2Y	milliroentgen
2Z	millivolt
3B	megajoule
3C	manmonth A unit of count defining the number of months for a person or persons to perform an undertaking.
3E	pound per pound of product
3G	pound per piece of product
3H	kilogram per kilogram of product
3I	kilogram per piece of product
4A	bobbin Use UN/ECE Recommendation 21 (refer to Note 2 in the spreadsheet introduction, 1st sheet).
4B	cap
4C	centistokes
4E	twenty pack
4G	microlitre
4H	micrometre (micron)
4K	milliampere
4L	megabyte A unit of information equal to 10^7 (1000000) bytes.
4M	milligram per hour
4N	megabecquerel
4O	microfarad
4P	newton per metre
4Q	ounce inch
4R	ounce foot
4T	picofarad
4U	pound per hour
4W	ton (US) per hour
4X	kilolitre per hour

CL21	Measurement unit code
	Code specifying the unit of measurement.
5A	barrel (US) per minute
5B	batch
	A unit of count defining the number of batches (batch: quantity of material produced in one operation or number of animals or persons coming at once).
5C	gallon(US) per thousand
5E	MMSCF/day
	A unit of volume equal to one million (1000000) cubic feet of gas per day.
5F	pounds per thousand
5G	pump
5H	stage
5I	standard cubic foot
5J	hydraulic horse power
	A unit of power defining the hydraulic horse power delivered by a fluid pump depending on the viscosity of the fluid.
5K	count per minute
5P	seismic level
5Q	seismic line
A1	15 °C calorie
A10	ampere square metre per joule second
A11	angstrom
A12	astronomical unit
A13	attojoule
A14	barn
A15	barn per electron volt
A16	barn per steradian electronvolt
A17	barn per steradian
A18	becquerel per kilogram
A19	becquerel per metre cubed
A2	ampere per centimetre
A20	British thermal unit per second square foot degree Rankine
A21	British thermal unit per pound degree Rankine
A22	British thermal unit per second foot degree Rankine
A23	British thermal unit per hour square foot degree Rankine
A24	candela per square metre
A25	cheval vapeur
A26	coulomb metre
A27	coulomb metre squared per volt
A28	coulomb per cubic centimetre
A29	coulomb per cubic metre
A3	ampere per millimetre
A30	coulomb per cubic millimetre
A31	coulomb per kilogram second
A32	coulomb per mole
A33	coulomb per square centimetre
A34	coulomb per square metre
A35	coulomb per square millimetre
A36	cubic centimetre per mole
A37	cubic decimetre per mole
A38	cubic metre per coulomb
A39	cubic metre per kilogram
A4	ampere per square centimetre
A40	cubic metre per mole
A41	ampere per square metre
A42	curie per kilogram

CL21	Measurement unit code
	Code specifying the unit of measurement.
A43	deadweight tonnage A unit of mass defining the difference between the weight of a ship when completely empty and its weight when completely loaded, expressed as the number of tons.
A44	decalitre
A45	decametre
A47	decitex A unit of yarn density. One decitex equals a mass of 1 gram per 10 kilometres of length.
A48	degree Rankine Refer ISO 80000-5 (Quantities and units — Part 5: Thermodynamics)
A49	denier A unit of yarn density. One denier equals a mass of 1 gram per 9 kilometres of length.
A5	ampere square metre
A50	dyne second per cubic centimetre
A51	dyne second per centimetre
A52	dyne second per centimetre to the fifth power
A53	electronvolt
A54	electronvolt per metre
A55	electronvolt square metre
A56	electronvolt square metre per kilogram
A57	erg
A58	erg per centimetre
A59	8-part cloud cover A unit of count defining the number of eighth-parts as a measure of the celestial dome cloud coverage. Synonym: OKTA , OCTA
A6	ampere per square metre kelvin squared
A60	erg per cubic centimetre
A61	erg per gram
A62	erg per gram second
A63	erg per second
A64	erg per second square centimetre
A65	erg per square centimetre second
A66	erg square centimetre
A67	erg square centimetre per gram
A68	exajoule
A69	farad per metre
A7	ampere per square millimetre
A70	femtojoule
A71	femtometre
A73	foot per second squared
A74	foot pound-force per second
A75	freight ton A unit of information typically used for billing purposes, defined as either the number of metric tons or the number of cubic metres, whichever is the larger.
A76	gal
A77	Gaussian CGS unit of displacement
A78	Gaussian CGS unit of electric current
A79	Gaussian CGS unit of electric charge
A8	ampere second
A80	Gaussian CGS unit of electric field strength
A81	Gaussian CGS unit of electric polarization
A82	Gaussian CGS unit of electric potential
A83	Gaussian CGS unit of magnetization

CL21	Measurement unit code
	Code specifying the unit of measurement.
A84	gigacoulomb per cubic metre
A85	gigaelectronvolt
A86	gigahertz
A87	gigaohm
A88	gigaohm metre
A89	gigapascal
A9	rate
	A unit of quantity expressed as a rate for usage of a facility or service.
A90	gigawatt
A91	gon
	Synonym: grade
A93	gram per cubic metre
A94	gram per mole
A95	gray
A96	gray per second
A97	hectopascal
A98	henry per metre
A99	bit
	A unit of information equal to one binary digit.
AA	ball
	A unit of count defining the number of balls (ball: object formed in the shape of sphere).
AB	bulk pack
	A unit of count defining the number of items per bulk pack.
ACR	acre
ACT	activity
	A unit of count defining the number of activities (activity: a unit of work or action).
AD	byte
	A unit of information equal to 8 bits.
AE	ampere per metre
AH	additional minute
	A unit of time defining the number of minutes in addition to the referenced minutes.
AI	average minute per call
	A unit of count defining the number of minutes for the average interval of a call.
AJ	cop
AK	fathom
AL	access line
	A unit of count defining the number of telephone access lines.
AM	ampoule
	Use UN/ECE Recommendation 21 (refer to Note 2 in the spreadsheet introduction, 1st sheet).
AMH	ampere hour
	A unit of electric charge defining the amount of charge accumulated by a steady flow of one ampere for one hour.
AMP	ampere
ANN	year
	Unit of time equal to 365,25 days.
	Synonym: Julian year
AP	aluminium pound only
APZ	troy ounce or apothecary ounce
AQ	anti-hemophilic factor (AHF) unit
	A unit of measure for blood potency (US).
AR	suppository

CL21	Measurement unit code
	Code specifying the unit of measurement.
ARE	are
AS	assortment A unit of count defining the number of assortments (assortment: set of items grouped in a mixed collection).
ASM	alcoholic strength by mass A unit of mass defining the alcoholic strength of a liquid.
ASU	alcoholic strength by volume A unit of volume defining the alcoholic strength of a liquid (e.g. spirit, wine, beer, etc), often at a specific temperature.
ATM	standard atmosphere
ATT	technical atmosphere
AV	capsule Use UN/ECE Recommendation 21 (refer to Note 2 in the spreadsheet introduction, 1st sheet).
AW	powder filled vial
AY	assembly A unit of count defining the number of assemblies (assembly: items that consist of component parts).
AZ	British thermal unit per pound
B0	Btu per cubic foot
B1	barrel (US) per day
B10	bit per second A unit of information equal to one binary digit per second.
B11	joule per kilogram kelvin
B12	joule per metre
B13	joule per square metre Synonym: joule per metre squared
B14	joule per metre to the fourth power
B15	joule per mole
B16	joule per mole kelvin
B17	credit A unit of count defining the number of entries made to the credit side of an account.
B18	joule second
B19	digit A unit of information defining the quantity of numerals used to form a number.
B2	bunk
B20	joule square metre per kilogram
B21	kelvin per watt
B22	kiloampere
B23	kiloampere per square metre
B24	kiloampere per metre
B25	kilobecquerel per kilogram
B26	kilocoulomb
B27	kilocoulomb per cubic metre
B28	kilocoulomb per square metre
B29	kiloelectronvolt
B3	batting pound A unit of mass defining the number of pounds of wadded fibre.
B30	gibibit A unit of information equal to 2 ³⁰ bits (binary digits).
B31	kilogram metre per second
B32	kilogram metre squared
B33	kilogram metre squared per second
B34	kilogram per cubic decimetre
B35	kilogram per litre

CL21	Measurement unit code
	Code specifying the unit of measurement.
B36	thermochemical calorie per gram
B37	kilogram-force
B38	kilogram-force metre
B39	kilogram-force metre per second
B4	barrel, imperial
	A unit of volume used to measure liquids such as beer or wine. One barrel equals 36 imperial gallons.
B40	kilogram-force per square metre
B41	kilojoule per kelvin
B42	kilojoule per kilogram
B43	kilojoule per kilogram kelvin
B44	kilojoule per mole
B45	kilomole
B46	kilomole per cubic metre
B47	kilonewton
B48	kilonewton metre
B49	kiloohm
B5	billet
B50	kiloohm metre
B51	kilopond
B52	kilosecond
B53	kilosiemens
B54	kilosiemens per metre
B55	kilovolt per metre
B56	kiloweber per metre
B57	light year
	A unit of length defining the distance that light travels in a vacuum in one year.
B58	litre per mole
B59	lumen hour
B6	bun
B60	lumen per square metre
B61	lumen per watt
B62	lumen second
B63	lux hour
B64	lux second
B65	maxwell
B66	megaampere per square metre
B67	megabecquerel per kilogram
B68	gigabit
	A unit of information equal to 10 ⁹ bits (binary digits).
B69	megacoulomb per cubic metre
B7	cycle
	A unit of count defining the number of cycles (cycle: a recurrent period of definite duration).
B70	megacoulomb per square metre
B71	megaelectronvolt
B72	megagram per cubic metre
B73	meganewton
B74	meganewton metre
B75	megaohm
B76	megaohm metre
B77	megasiemens per metre
B78	megavolt
B79	megavolt per metre
B8	joule per cubic metre

CL21	Measurement unit code
	Code specifying the unit of measurement.
B80	gigabit per second A unit of information equal to 10 ⁹ bits (binary digits) per second.
B81	reciprocal metre squared reciprocal second
B82	inch per linear foot A unit of length defining the number of inches per linear foot.
B83	metre to the fourth power
B84	microampere
B85	microbar
B86	microcoulomb
B87	microcoulomb per cubic metre
B88	microcoulomb per square metre
B89	microfarad per metre
B9	batt
B90	microhenry
B91	microhenry per metre
B92	micronewton
B93	micronewton metre
B94	microohm
B95	microohm metre
B96	micropascal
B97	microradian
B98	microsecond
B99	microsiemens
BAR	bar [unit of pressure]
BB	base box A unit of area of 112 sheets of tin mil products (tin plate, tin free steel or black plate) 14 by 20 inches, or 31,360 square inches.
BD	board Use UN/ECE Recommendation 21 (refer to Note 2 in the spreadsheet introduction, 1st sheet).
BE	bundle Use UN/ECE Recommendation 21 (refer to Note 2 in the spreadsheet introduction, 1st sheet).
BFT	board foot A unit of volume defining the number of cords (cord: a stack of firewood of 128 cubic feet).
BG	bag Use UN/ECE Recommendation 21 (refer to Note 2 in the spreadsheet introduction, 1st sheet).
BH	brush
BHP	brake horse power
BIL	billion (EUR) Synonym: trillion (US)
BJ	bucket Use UN/ECE Recommendation 21 (refer to Note 2 in the spreadsheet introduction, 1st sheet).
BK	basket Use UN/ECE Recommendation 21 (refer to Note 2 in the spreadsheet introduction, 1st sheet).
BL	bale Use UN/ECE Recommendation 21 (refer to Note 2 in the spreadsheet introduction, 1st sheet).
BLD	dry barrel (US)
BLL	barrel (US)

CL21	Measurement unit code
	Code specifying the unit of measurement.
BO	bottle Use UN/ECE Recommendation 21 (refer to Note 2 in the spreadsheet introduction, 1st sheet).
BP	hundred board feet A unit of volume equal to one hundred board feet.
BQL	becquerel
BR	bar [unit of packaging] Use UN/ECE Recommendation 21 (refer to Note 2 in the spreadsheet introduction, 1st sheet).
BT	bolt Use UN/ECE Recommendation 21 (refer to Note 2 in the spreadsheet introduction, 1st sheet).
BTU	British thermal unit
BUA	bushel (US)
BUI	bushel (UK)
BW	base weight
BX	box Use UN/ECE Recommendation 21 (refer to Note 2 in the spreadsheet introduction, 1st sheet).
BZ	million BTUs
C0	call A unit of count defining the number of calls (call: communication session or visitation).
C1	composite product pound (total weight)
C10	millifarad
C11	milligal
C12	milligram per metre
C13	milligray
C14	millihenry
C15	millijoule
C16	millimetre per second
C17	millimetre squared per second
C18	millimole
C19	mole per kilogram
C2	carset
C20	millinewton
C21	kibibit A unit of information equal to 2^{10} (1024) bits (binary digits).
C22	millinewton per metre
C23	milliohm metre
C24	millipascal second
C25	milliradian
C26	millisecond
C27	millisiemens
C28	millisievert
C29	millitesla
C3	microvolt per metre
C30	millivolt per metre
C31	milliwatt
C32	milliwatt per square metre
C33	milliweber
C34	mole
C35	mole per cubic decimetre
C36	mole per cubic metre
C37	kilobit A unit of information equal to 10^3 (1000) bits (binary digits).

CL21	Measurement unit code Code specifying the unit of measurement.
C38	mole per litre
C39	nanoampere
C4	carload
C40	nanocoulomb
C41	nanofarad
C42	nanofarad per metre
C43	nanohenry
C44	nanohenry per metre
C45	nanometre
C46	nanoohm metre
C47	nanosecond
C48	nanotesla
C49	nanowatt
C5	cost
C50	neper
C51	neper per second
C52	picometre
C53	newton metre second
C54	newton metre squared kilogram squared
C55	newton per square metre
C56	newton per square millimetre
C57	newton second
C58	newton second per metre
C59	octave A unit used in music to describe the ratio in frequency between notes.
C6	cell
C60	ohm centimetre
C61	ohm metre
C62	one Synonym: piece; unit
C63	parsec
C64	pascal per kelvin
C65	pascal second
C66	pascal second per cubic metre
C67	pascal second per metre
C68	petajoule
C69	phon A unit of subjective sound loudness. A sound has loudness p phons if it seems to the listener to be equal in loudness to the sound of a pure tone of frequency 1 kilohertz and strength p decibels.
C7	centipoise
C70	picoampere
C71	picocoulomb
C72	picofarad per metre
C73	picohenry
C74	kilobit per second A unit of information equal to 10^3 (1000) bits (binary digits) per second.
C75	picowatt
C76	picowatt per square metre
C77	pound gage
C78	pound-force
C79	kilovolt ampere hour A unit of accumulated energy of 1000 volt amperes over a period of one hour.
C8	millicoulomb per kilogram
C80	rad
C81	radian

CL21	Measurement unit code
	Code specifying the unit of measurement.
C82	radian square metre per mole
C83	radian square metre per kilogram
C84	radian per metre
C85	reciprocal angstrom
C86	reciprocal cubic metre
C87	reciprocal cubic metre per second
C88	reciprocal electron volt per cubic metre
C89	reciprocal henry
C9	coil group
	A unit of count defining the number of coil groups (coil group: groups of items arranged by lengths of those items placed in a joined sequence of concentric circles).
C90	reciprocal joule per cubic metre
C91	reciprocal kelvin or kelvin to the power minus one
C92	reciprocal metre
C93	reciprocal square metre
	Synonym: reciprocal metre squared
C94	reciprocal minute
C95	reciprocal mole
C96	reciprocal pascal or pascal to the power minus one
C97	reciprocal second
C98	reciprocal second per cubic metre
C99	reciprocal second per metre squared
CA	can
	Use UN/ECE Recommendation 21 (refer to Note 2 in the spreadsheet introduction, 1st sheet).
CCT	carrying capacity in metric ton
	A unit of mass defining the carrying capacity, expressed as the number of metric tons.
CDL	candela
CEL	degree Celsius
	Refer ISO 80000-5 (Quantities and units — Part 5: Thermodynamics)
CEN	hundred
	A unit of count defining the number of units in multiples of 100.
CG	card
	A unit of count defining the number of units of card (card: thick stiff paper or cardboard).
CGM	centigram
CH	container
	Use UN/ECE Recommendation 21 (refer to Note 2 in the spreadsheet introduction, 1st sheet).
CJ	cone
	Use UN/ECE Recommendation 21 (refer to Note 2 in the spreadsheet introduction, 1st sheet).
CK	connector
CKG	coulomb per kilogram
CL	coil
	Use UN/ECE Recommendation 21 (refer to Note 2 in the spreadsheet introduction, 1st sheet).
CLF	hundred leave
	A unit of count defining the number of leaves, expressed in units of one hundred leaves.
CLT	centilitre
CMK	square centimetre
CMQ	cubic centimetre
CMT	centimetre

CL21	Measurement unit code
	Code specifying the unit of measurement.
CNP	hundred pack A unit of count defining the number of hundred-packs (hundred-pack: set of one hundred items packaged together).
CNT	cental (UK) A unit of mass equal to one hundred weight (US).
CO	carboy Use UN/ECE Recommendation 21 (refer to Note 2 in the spreadsheet introduction, 1st sheet).
COU	coulomb
CQ	cartridge Use UN/ECE Recommendation 21 (refer to Note 2 in the spreadsheet introduction, 1st sheet).
CR	crate Use UN/ECE Recommendation 21 (refer to Note 2 in the spreadsheet introduction, 1st sheet).
CS	case Use UN/ECE Recommendation 21 (refer to Note 2 in the spreadsheet introduction, 1st sheet).
CT	carton Use UN/ECE Recommendation 21 (refer to Note 2 in the spreadsheet introduction, 1st sheet).
CTG	content gram A unit of mass defining the number of grams of a named item in a product.
CTM	metric carat
CTN	content ton (metric) A unit of mass defining the number of metric tons of a named item in a product.
CU	cup Use UN/ECE Recommendation 21 (refer to Note 2 in the spreadsheet introduction, 1st sheet).
CUR	curie
CV	cover Use UN/ECE Recommendation 21 (refer to Note 2 in the spreadsheet introduction, 1st sheet).
CWA	hundred pounds (cwt) / hundred weight (US)
CWI	hundred weight (UK)
CY	cylinder Use UN/ECE Recommendation 21 (refer to Note 2 in the spreadsheet introduction, 1st sheet).
CZ	combo
D03	kilowatt hour per hour A unit of accumulated energy of a thousand watts over a period of one hour.
D04	lot [unit of weight] A unit of weight equal to about 1/2 ounce or 15 grams.
D1	reciprocal second per steradian
D10	siemens per metre
D11	mebibit A unit of information equal to 2 ²⁰ (1048576) bits (binary digits).
D12	siemens square metre per mole
D13	sievert
D14	thousand linear yard
D15	sone A unit of subjective sound loudness. One sone is the loudness of a pure tone of frequency one kilohertz and strength 40 decibels.
D16	square centimetre per erg
D17	square centimetre per steradian erg

CL21	Measurement unit code Code specifying the unit of measurement.
D18	metre kelvin
D19	square metre kelvin per watt
D2	reciprocal second per steradian metre squared
D20	square metre per joule
D21	square metre per kilogram
D22	square metre per mole
D23	pen gram (protein) A unit of count defining the number of grams of amino acid prescribed for parenteral/enteral therapy.
D24	square metre per steradian
D25	square metre per steradian joule
D26	square metre per volt second
D27	steradian
D28	syphon
D29	terahertz
D30	terajoule
D31	terawatt
D32	terawatt hour
D33	tesla
D34	tex A unit of yarn density. One decitex equals a mass of 1 gram per 1 kilometre of length.
D35	thermochemical calorie
D36	megabit A unit of information equal to 10 ⁶ (1000000) bits (binary digits).
D37	thermochemical calorie per gram kelvin
D38	thermochemical calorie per second centimetre kelvin
D39	thermochemical calorie per second square centimetre kelvin
D40	thousand litre
D41	tonne per cubic metre
D42	tropical year
D43	unified atomic mass unit
D44	var The name of the unit is an acronym for volt-ampere-reactive.
D45	volt squared per kelvin squared
D46	volt - ampere
D47	volt per centimetre
D48	volt per kelvin
D49	millivolt per kelvin
D5	kilogram per square centimetre
D50	volt per metre
D51	volt per millimetre
D52	watt per kelvin
D53	watt per metre kelvin
D54	watt per square metre
D55	watt per square metre kelvin
D56	watt per square metre kelvin to the fourth power
D57	watt per steradian
D58	watt per steradian square metre
D59	weber per metre
D6	roentgen per second
D60	weber per millimetre
D61	minute [unit of angle]
D62	second [unit of angle]

CL21	Measurement unit code
	Code specifying the unit of measurement.
D63	book A unit of count defining the number of books (book: set of items bound together or written document of a material whole).
D64	block
D65	round A unit of count defining the number of rounds (round: A circular or cylindrical object).
D66	cassette
D67	dollar per hour
D68	number of words A unit of count defining the number of words.
D69	inch to the fourth power
D7	sandwich
D70	International Table (IT) calorie
D71	International Table (IT) calorie per second centimetre kelvin
D72	International Table (IT) calorie per second square centimetre kelvin
D73	joule square metre
D74	kilogram per mole
D75	International Table (IT) calorie per gram
D76	International Table (IT) calorie per gram kelvin
D77	megacoulomb
D78	megajoule per second A unit of accumulated energy equal to one million joules per second.
D79	beam
D8	draize score
D80	microwatt
D81	microtesla
D82	microvolt
D83	millinewton metre
D85	microwatt per square metre
D86	millicoulomb
D87	millimole per kilogram
D88	millicoulomb per cubic metre
D89	millicoulomb per square metre
D9	dyne per square centimetre
D90	cubic metre (net)
D91	rem
D92	band
D93	second per cubic metre
D94	second per radian cubic metre
D95	joule per gram
D96	pound gross
D97	pallet/unit load Use UN/ECE Recommendation 21 (refer to Note 2 in the spreadsheet introduction, 1st sheet).
D98	mass pound
D99	sleeve
DAA	decare
DAD	ten day A unit of time defining the number of days in multiples of 10.
DAY	day
DB	dry pound A unit of mass defining the number of pounds of a product, disregarding the water content of the product.
DC	disk (disc)
DD	degree [unit of angle]

CL21	Measurement unit code
	Code specifying the unit of measurement.
DE	deal
DEC	decade A unit of count defining the number of decades (decade: quantity equal to 10 or time equal to 10 years).
DG	decigram
DI	dispenser
DJ	decagram
DLT	decilitre
DMA	cubic decametre
DMK	square decimetre
DMO	standard kilolitre A unit of volume defining the number of kilolitres of a product at a temperature of 15 degrees Celsius, especially in relation to hydrocarbon oils.
DMQ	cubic decimetre
DMT	decimetre
DN	decinewton metre
DPC	dozen piece A unit of count defining the number of pieces in multiples of 12 (piece: an individual part of a larger whole).
DPR	dozen pair A unit of count defining the number of pairs in multiples of 12 (pair: item described by two's).
DPT	displacement tonnage A unit of mass defining the volume of sea water a ship displaces, expressed as the number of tons.
DQ	data record
DR	drum Use UN/ECE Recommendation 21 (refer to Note 2 in the spreadsheet introduction, 1st sheet).
DRA	dram (US)
DRI	dram (UK)
DRL	dozen roll A unit of count defining the number of rolls, expressed in twelve roll units.
DRM	drachm (UK)
DS	display
DT	dry ton A unit of mass defining the number of tons of a product, disregarding the water content of the product.
DTN	decitonne synonym: centner, metric 100 kg; quintal, metric 100 kg
DU	dyne
DWT	pennyweight
DX	dyne per centimetre
DY	directory book
DZN	dozen A unit of count defining the number of units in multiples of 12.
DZP	dozen pack A unit of count defining the number of packs in multiples of 12 (pack: standard packaging unit).
E01	newton per square centimetre A measure of pressure expressed in newtons per square centimetre.
E07	megawatt hour per hour A unit of accumulated energy of a million watts over a period of one hour.
E08	megawatt per hertz A unit of energy expressed as the load change in million watts that will cause a frequency shift of one hertz.

CL21	Measurement unit code
	Code specifying the unit of measurement.
E09	milliampere hour A unit of power load delivered at the rate of one thousandth of an ampere over a period of one hour.
E10	degree day A unit of measure used in meteorology and engineering to measure the demand for heating or cooling over a given period of days.
E11	gigacalorie A unit of heat energy equal to one thousand million calories.
E12	mille A unit of count defining the number of cigarettes in units of 1000.
E14	kilocalorie (IT) A unit of heat energy equal to one thousand calories.
E15	kilocalorie (TH) per hour A unit of energy equal to one thousand calories per hour.
E16	million Btu(IT) per hour A unit of power equal to one million British thermal units per hour.
E17	cubic foot per second A unit of volume equal to one cubic foot passing a given point in a period of one second.
E18	tonne per hour A unit of weight or mass equal to one tonne per hour.
E19	ping A unit of area equal to 3.3 square metres.
E2	belt
E20	megabit per second A unit of information equal to 10 ⁶ (1000000) bits (binary digits) per second.
E21	shares A unit of count defining the number of shares (share: a total or portion of the parts into which a business entity's capital is divided).
E22	TEU A unit of count defining the number of twenty-foot equivalent units (TEUs) as a measure of containerized cargo capacity.
E23	tyre A unit of count defining the number of tyres (a solid or air-filled covering placed around a wheel rim to form a soft contact with the road, absorb shock and provide traction).
E25	active unit A unit of count defining the number of active units within a substance.
E27	dose A unit of count defining the number of doses (dose: a definite quantity of a medicine or drug).
E28	air dry ton A unit of mass defining the number of tons of a product, disregarding the water content of the product.
E3	trailer
E30	strand A unit of count defining the number of strands (strand: long, thin, flexible, single thread, strip of fibre, constituent filament or multiples of the same, twisted together).
E31	square metre per litre A unit of count defining the number of square metres per litre.
E32	litre per hour A unit of count defining the number of litres per hour.
E33	foot per thousand A unit of count defining the number of feet per thousand units.

CL21	Measurement unit code Code specifying the unit of measurement.
E34	gigabyte A unit of information equal to 10^9 bytes.
E35	terabyte A unit of information equal to 10^{12} bytes.
E36	petabyte A unit of information equal to 10^{15} bytes.
E37	pixel A unit of count defining the number of pixels (pixel: picture element).
E38	megapixel A unit of count equal to 10^6 (1000000) pixels (picture elements).
E39	dots per inch A unit of information defining the number of dots per linear inch as a measure of the resolution or sharpness of a graphic image.
E4	gross kilogram A unit of mass defining the total number of kilograms before deductions.
E40	part per hundred thousand A unit of proportion equal to 10^{-5} .
E41	kilogram force per square millimetre A unit of pressure defining the number of kilograms force per square millimetre.
E42	kilogram force per square centimetre A unit of pressure defining the number of kilograms force per square centimetre.
E43	joule per square centimetre A unit of energy defining the number of joules per square centimetre.
E44	kilogram-force metre per square centimetre A unit of energy defining the number of kilogram-force metres per square centimetre.
E45	milliohm
E46	kilowatt hour per cubic metre A unit of energy consumption expressed as kilowatt hour per cubic metre.
E47	kilowatt hour per kelvin A unit of energy consumption expressed as kilowatt hour per kelvin.
E48	service unit A unit of count defining the number of service units (service unit: defined period / property / facility / utility of supply).
E49	working day A unit of count defining the number of working days (working day: a day on which work is ordinarily performed).
E5	metric long ton A metric unit of mass equal to 1016.047 kilograms (2240 pounds).
E50	accounting unit A unit of count defining the number of accounting units.
E51	job A unit of count defining the number of jobs.
E52	run foot A unit of count defining the number feet per run.
E53	test A unit of count defining the number of tests.
E54	trip A unit of count defining the number of trips.
E55	use A unit of count defining the number of times an object is used.
E56	well A unit of count defining the number of wells.

CL21	Measurement unit code Code specifying the unit of measurement.
E57	zone A unit of count defining the number of zones.
E58	exabit per second A unit of information equal to 10^{18} bits (binary digits) per second.
E59	exbibyte A unit of information equal to 2^{60} bytes.
E60	pebibyte A unit of information equal to 2^{60} bytes.
E61	tebibyte A unit of information equal to 2^{40} bytes.
E62	gibibyte A unit of information equal to 2^{30} bytes.
E63	mebibyte A unit of information equal to 2^{20} bytes.
E64	kibibyte A unit of information equal to 2^{10} bytes.
E65	exbibit per metre A unit of information equal to 2^{60} bits (binary digits) per metre.
E66	exbibit per square metre A unit of information equal to 2^{60} bits (binary digits) per square metre.
E67	exbibit per cubic metre A unit of information equal to 2^{60} bits (binary digits) per cubic metre.
E68	gigabyte per second A unit of information equal to 10^9 bytes per second.
E69	gibibit per metre A unit of information equal to 2^{30} bits (binary digits) per metre.
E70	gibibit per square metre A unit of information equal to 2^{30} bits (binary digits) per square metre.
E71	gibibit per cubic metre A unit of information equal to 2^{30} bits (binary digits) per cubic metre.
E72	kibibit per metre A unit of information equal to 2^{10} bits (binary digits) per metre.
E73	kibibit per square metre A unit of information equal to 2^{10} bits (binary digits) per square metre.
E74	kibibit per cubic metre A unit of information equal to 2^{10} bits (binary digits) per cubic metre.
E75	mebibit per metre A unit of information equal to 2^{20} bits (binary digits) per metre.
E76	mebibit per square metre A unit of information equal to 2^{20} bits (binary digits) per square metre.
E77	mebibit per cubic metre A unit of information equal to 2^{20} bits (binary digits) per cubic metre.
E78	petabit A unit of information equal to 10^{15} bits (binary digits).
E79	petabit per second A unit of information equal to 10^{15} bits (binary digits) per second.
E80	pebibit per metre A unit of information equal to 2^{60} bits (binary digits) per metre.
E81	pebibit per square metre A unit of information equal to 2^{60} bits (binary digits) per square metre.
E82	pebibit per cubic metre A unit of information equal to 2^{60} bits (binary digits) per cubic metre.
E83	terabit A unit of information equal to 10^{12} bits (binary digits).
E84	terabit per second A unit of information equal to 10^{12} bits (binary digits) per second.

CL21	Measurement unit code Code specifying the unit of measurement.
E85	tebibit per metre A unit of information equal to 2 ⁴⁰ bits (binary digits) per metre.
E86	tebibit per cubic metre A unit of information equal to 2 ⁴⁰ bits (binary digits) per cubic metre.
E87	tebibit per square metre A unit of information equal to 2 ⁴⁰ bits (binary digits) per square metre.
E88	bit per metre A unit of information equal to 1 bit (binary digit) per metre.
E89	bit per square metre A unit of information equal to 1 bit (binary digit) per square metre.
E90	reciprocal centimetre
E91	reciprocal day
E92	cubic decimetre per hour
E93	kilogram per hour
E94	kilomole per second
E95	mole per second
E96	degree per second
E97	millimetre per degree Celcius metre
E98	degree celsius per kelvin
E99	hektopascal per bar
EA	each A unit of count defining the number of items regarded as separate units.
EB	electronic mail box A unit of count defining the number of electronic mail boxes.
EC	each per month
EP	eleven pack
EQ	equivalent gallon A unit of volume defining the number of gallons of product produced from concentrate.
EV	envelope Use UN/ECE Recommendation 21 (refer to Note 2 in the spreadsheet introduction, 1st sheet).
F01	bit per cubic metre A unit of information equal to 1 bit (binary digit) per cubic metre.
F02	kelvin per kelvin
F03	kilopascal per bar
F04	millibar per bar
F05	megapascal per bar
F06	poise per bar
F07	pascal per bar
F08	milliampere per inch
F1	thousand cubic feet per day
F10	kelvin per hour
F11	kelvin per minute
F12	kelvin per second
F13	slug A unit of mass. One slug is the mass accelerated at 1 foot per second per second by a force of 1 pound.
F14	gram per kelvin
F15	kilogram per kelvin
F16	milligram per kelvin
F17	pound-force per foot
F18	kilogram square centimetre
F19	kilogram square millimetre
F20	pound inch squared
F21	pound-force inch

CL21	Measurement unit code
	Code specifying the unit of measurement.
F22	pound-force foot per ampere
F23	gram per cubic decimetre
F24	kilogram per kilomol
F25	gram per hertz
F26	gram per day
F27	gram per hour
F28	gram per minute
F29	gram per second
F30	kilogram per day
F31	kilogram per minute
F32	milligram per day
F33	milligram per minute
F34	milligram per second
F35	gram per day kelvin
F36	gram per hour kelvin
F37	gram per minute kelvin
F38	gram per second kelvin
F39	kilogram per day kelvin
F40	kilogram per hour kelvin
F41	kilogram per minute kelvin
F42	kilogram per second kelvin
F43	milligram per day kelvin
F44	milligram per hour kelvin
F45	milligram per minute kelvin
F46	milligram per second kelvin
F47	newton per millimetre
F48	pound-force per inch
F49	rod [unit of distance]
	A unit of distance equal to 5.5 yards (16 feet 6 inches).
F50	micrometre per kelvin
F51	centimetre per kelvin
F52	metre per kelvin
F53	millimetre per kelvin
F54	milliohm per metre
F55	ohm per mile
F56	ohm per kilometre
F57	milliampere per pound-force per square inch
F58	reciprocal bar
F59	milliampere per bar
F60	degree Celsius per bar
F61	kelvin per bar
F62	gram per day bar
F63	gram per hour bar
F64	gram per minute bar
F65	gram per second bar
F66	kilogram per day bar
F67	kilogram per hour bar
F68	kilogram per minute bar
F69	kilogram per second bar
F70	milligram per day bar
F71	milligram per hour bar
F72	milligram per minute bar
F73	milligram per second bar
F74	gram per bar
F75	milligram per bar
F76	milliampere per millimetre

CL21	Measurement unit code Code specifying the unit of measurement.
F77	pascal second per kelvin
F78	inch of water
F79	inch of mercury
F80	water horse power A unit of power defining the amount of power required to move a given volume of water against acceleration of gravity to a specified elevation (pressure head).
F81	bar per kelvin
F82	hektopascal per kelvin
F83	kilopascal per kelvin
F84	millibar per kelvin
F85	megapascal per kelvin
F86	poise per kelvin
F87	volt per litre minute
F88	newton centimetre
F89	newton metre per degree
F9	fibre per cubic centimetre of air
F90	newton metre per ampere
F91	bar litre per second
F92	bar cubic metre per second
F93	hektopascal litre per second
F94	hektopascal cubic metre per second
F95	millibar litre per second
F96	millibar cubic metre per second
F97	megapascal litre per second
F98	megapascal cubic metre per second
F99	pascal litre per second
FAH	degree Fahrenheit Refer ISO 80000-5 (Quantities and units — Part 5: Thermodynamics)
FAR	farad
FB	field
FBM	fibre metre A unit of length defining the number of metres of individual fibre.
FC	thousand cubic feet A unit of volume equal to one thousand cubic feet.
FD	million particle per cubic foot
FE	track foot
FF	hundred cubic metre A unit of volume equal to one hundred cubic metres.
FG	transdermal patch
FH	micromole
FL	flake ton A unit of mass defining the number of tons of a flaked substance (flake: a small flattish fragment).
FM	million cubic feet
FOT	foot
FP	pound per square foot
FR	foot per minute
FS	foot per second
FTK	square foot
FTQ	cubic foot
G01	pascal cubic metre per second
G04	centimetre per bar
G05	metre per bar
G06	millimetre per bar
G08	square inch per second

CL21	Measurement unit code
	Code specifying the unit of measurement.
G09	square metre per second kelvin
G10	stokes per kelvin
G11	gram per cubic centimetre bar
G12	gram per cubic decimetre bar
G13	gram per litre bar
G14	gram per cubic metre bar
G15	gram per millilitre bar
G16	kilogram per cubic centimetre bar
G17	kilogram per litre bar
G18	kilogram per cubic metre bar
G19	newton metre per kilogram
G2	US gallon per minute
G20	pound-force foot per pound
G21	cup [unit of volume]
G23	peck
G24	tablespoon
G25	teaspoon
G26	stere
G27	cubic centimetre per kelvin
G28	litre per kelvin
G29	cubic metre per kelvin
G3	Imperial gallon per minute
G30	millilitre per kelvin
G31	kilogram per cubic centimetre
G32	ounce (avoirdupois) per cubic yard
G33	gram per cubic centimetre kelvin
G34	gram per cubic decimetre kelvin
G35	gram per litre kelvin
G36	gram per cubic metre kelvin
G37	gram per millilitre kelvin
G38	kilogram per cubic centimetre kelvin
G39	kilogram per litre kelvin
G40	kilogram per cubic metre kelvin
G41	square metre per second bar
G42	microsiemens per centimetre
G43	microsiemens per metre
G44	nanosiemens per centimetre
G45	nanosiemens per metre
G46	stokes per bar
G47	cubic centimetre per day
G48	cubic centimetre per hour
G49	cubic centimetre per minute
G50	gallon (US) per hour
G51	litre per second
G52	cubic metre per day
G53	cubic metre per minute
G54	millilitre per day
G55	millilitre per hour
G56	cubic inch per hour
G57	cubic inch per minute
G58	cubic inch per second
G59	milliampere per litre minute
G60	volt per bar
G61	cubic centimetre per day kelvin
G62	cubic centimetre per hour kelvin
G63	cubic centimetre per minute kelvin

CL21	Measurement unit code
	Code specifying the unit of measurement.
G64	cubic centimetre per second kelvin
G65	litre per day kelvin
G66	litre per hour kelvin
G67	litre per minute kelvin
G68	litre per second kelvin
G69	cubic metre per day kelvin
G7	microfiche sheet
G70	cubic metre per hour kelvin
G71	cubic metre per minute kelvin
G72	cubic metre per second kelvin
G73	millilitre per day kelvin
G74	millilitre per hour kelvin
G75	millilitre per minute kelvin
G76	millilitre per second kelvin
G77	millimetre to the fourth power
G78	cubic centimetre per day bar
G79	cubic centimetre per hour bar
G80	cubic centimetre per minute bar
G81	cubic centimetre per second bar
G82	litre per day bar
G83	litre per hour bar
G84	litre per minute bar
G85	litre per second bar
G86	cubic metre per day bar
G87	cubic metre per hour bar
G88	cubic metre per minute bar
G89	cubic metre per second bar
G90	millilitre per day bar
G91	millilitre per hour bar
G92	millilitre per minute bar
G93	millilitre per second bar
G94	cubic centimetre per bar
G95	litre per bar
G96	cubic metre per bar
G97	millilitre per bar
G98	microhenry per kiloohm
G99	microhenry per ohm
GB	gallon (US) per day
GBQ	gigabecquerel
GC	gram per 100 gram
GD	gross barrel
GDW	gram, dry weight
	A unit of mass defining the number of grams of a product, disregarding the water content of the product.
GE	pound per gallon (US)
GF	gram per metre (gram per 100 centimetres)
GFI	gram of fissile isotope
	A unit of mass defining the number of grams of a fissile isotope (fissile isotope: an isotope whose nucleus is able to be split when irradiated with low energy neutrons).
GGR	great gross
	A unit of count defining the number of units in multiples of 1728 (12 x 12 x 12).
GH	half gallon (US)
GIA	gill (US)

CL21	Measurement unit code
	Code specifying the unit of measurement.
GIC	gram, including container A unit of mass defining the number of grams of a product, including its container.
GII	gill (UK)
GIP	gram, including inner packaging A unit of mass defining the number of grams of a product, including its inner packaging materials.
GJ	gram per millilitre
GK	gram per kilogram
GL	gram per litre
GLD	dry gallon (US)
GLI	gallon (UK)
GLL	gallon (US)
GM	gram per square metre
GN	gross gallon
GO	milligrams per square metre
GP	milligram per cubic metre
GQ	microgram per cubic metre
GRM	gram
GRN	grain
GRO	gross A unit of count defining the number of units in multiples of 144 (12 x 12).
GRT	gross register ton A unit of mass equal to the total cubic footage before deductions, where 1 register ton is equal to 100 cubic feet. Refer International Convention on tonnage measurement of ships.
GT	gross ton A unit of mass equal to 2440 pounds, see ton (UK). Refer International Convention on Tonnage measurement of Ships. Synonym: metric gross ton
GV	gigajoule
GW	gallon per thousand cubic feet
GWH	gigawatt hour
GY	gross yard
GZ	gage system
H03	henry per kiloohm
H04	henry per ohm
H05	millihenry per kiloohm
H06	millihenry per ohm
H07	pascal second per bar
H08	microbecquerel
H09	reciprocal year
H1	half page – electronic
H10	reciprocal hour
H11	reciprocal month
H12	degree Celsius per hour
H13	degree Celsius per minute
H14	degree Celsius per second
H15	square centimetre per gram
H2	half litre
HA	hank A unit of length, typically for yarn.
HAR	hectare
HBA	hectobar

CL21	Measurement unit code
	Code specifying the unit of measurement.
HBX	hundred boxes A unit of count defining the number of boxes in multiples of one hundred box units.
HC	hundred count A unit of count defining the number of units counted in multiples of 100.
HD	half dozen
HDW	hundred kilogram, dry weight A unit of mass defining the number of hundred kilograms of a product, disregarding the water content of the product.
HE	hundredth of a carat
HF	hundred feet
HGM	hectogram
HH	hundred cubic feet A unit of volume equal to one hundred cubic feet.
HI	hundred sheet
HIU	hundred international unit A unit of count defining the number of international units in multiples of 100.
HJ	metric horse power
HK	hundred kilogram
HKM	hundred kilogram, net mass A unit of mass defining the number of hundred kilograms of a product, after deductions.
HL	hundred feet (linear)
HLT	hectolitre
HM	mile per hour
HMQ	million cubic metre A unit of volume equal to one million cubic metres.
HMT	hectometre
HN	conventional millimetre of mercury
HO	hundred troy ounce
HP	conventional millimetre of water
HPA	hectolitre of pure alcohol A unit of volume equal to one hundred litres of pure alcohol.
HS	hundred square feet
HT	half hour
HTZ	hertz
HUR	hour
HY	hundred yard
IA	inch pound (pound inch)
IC	count per inch
IE	person A unit of count defining the number of persons.
IF	inches of water A unit of pressure defining the number of inches in a water column.
II	column inch
IL	inch per minute
IM	impression
INH	inch
INK	square inch
INQ	cubic inch Synonym: inch cubed
IP	insurance policy
ISD	international sugar degree A unit of measure defining the sugar content of a solution, expressed in degrees.
IT	count per centimetre

CL21	Measurement unit code
	Code specifying the unit of measurement.
IU	inch per second
IV	inch per second squared
J2	joule per kilogram
JB	jumbo
JE	joule per kelvin
JG	jug
	Use UN/ECE Recommendation 21 (refer to Note 2 in the spreadsheet introduction, 1st sheet).
JK	megajoule per kilogram
JM	megajoule per cubic metre
JNT	pipeline joint
	A count of the number of pipeline joints.
JO	joint
JOU	joule
JPS	hundred metre
	A unit of count defining the number of 100 metre lengths.
JR	jar
	Use UN/ECE Recommendation 21 (refer to Note 2 in the spreadsheet introduction, 1st sheet).
JWL	number of jewels
	A unit of count defining the number of jewels (jewel: precious stone).
K1	kilowatt demand
	A unit of measure defining the power load measured at predetermined intervals.
K2	kilovolt ampere reactive demand
	A unit of measure defining the reactive power demand equal to one kilovolt ampere of reactive power.
K3	kilovolt ampere reactive hour
	A unit of measure defining the accumulated reactive energy equal to one kilovolt ampere of reactive power per hour.
K5	kilovolt ampere (reactive)
	Use kilovar (common code KVR)
K6	kilolitre
KA	cake
	A unit of count defining the number of cakes (cake: object shaped into a flat, compact mass).
KAT	katal
	A unit of catalytic activity defining the catalytic activity of enzymes and other catalysts.
KB	kilocharacter
	A unit of information equal to 10 ³ (1000) characters.
KBA	kilobar
KCC	kilogram of choline chloride
	A unit of mass equal to one thousand grams of choline chloride.
KD	kilogram decimal
KDW	kilogram drained net weight
	A unit of mass defining the net number of kilograms of a product, disregarding the liquid content of the product.
KEL	kelvin
	Refer ISO 80000-5 (Quantities and units — Part 5: Thermodynamics)
KF	kilopacket
KG	keg
	Use UN/ECE Recommendation 21 (refer to Note 2 in the spreadsheet introduction, 1st sheet).
KGM	kilogram
	A unit of mass equal to one thousand grams.

CL21	Measurement unit code
	Code specifying the unit of measurement.
KGS	kilogram per second
KHY	kilogram of hydrogen peroxide A unit of mass equal to one thousand grams of hydrogen peroxide.
KHZ	kilohertz
KI	kilogram per millimetre width
KIC	kilogram, including container A unit of mass defining the number of kilograms of a product, including its container.
KIP	kilogram, including inner packaging A unit of mass defining the number of kilograms of a product, including its inner packaging materials.
KJ	kilosegment A unit of information equal to 10^3 (1000) segments.
KJO	kilojoule
KL	kilogram per metre
KLK	lactic dry material percentage A unit of proportion defining the percentage of dry lactic material in a product.
KMA	kilogram of methylamine A unit of mass equal to one thousand grams of methylamine.
KMH	kilometre per hour
KMK	square kilometre
KMQ	kilogram per cubic metre A unit of weight expressed in kilograms of a substance that fills a volume of one cubic metre.
KMT	kilometre
KNI	kilogram of nitrogen A unit of mass equal to one thousand grams of nitrogen.
KNS	kilogram named substance A unit of mass equal to one kilogram of a named substance.
KNT	knot
KO	milliequivalence caustic potash per gram of product A unit of count defining the number of milligrams of potassium hydroxide per gram of product as a measure of the concentration of potassium hydroxide in the product.
KPA	kilopascal
KPH	kilogram of potassium hydroxide (caustic potash) A unit of mass equal to one thousand grams of potassium hydroxide (caustic potash).
KPO	kilogram of potassium oxide A unit of mass equal to one thousand grams of potassium oxide.
KPP	kilogram of phosphorus pentoxide (phosphoric anhydride) A unit of mass equal to one thousand grams of phosphorus pentoxide phosphoric anhydride.
KR	kiloroentgen
KS	thousand pound per square inch
KSD	kilogram of substance 90 % dry A unit of mass equal to one thousand grams of a named substance that is 90% dry.
KSH	kilogram of sodium hydroxide (caustic soda) A unit of mass equal to one thousand grams of sodium hydroxide (caustic soda).
KT	kit A unit of count defining the number of kits (kit: tub, barrel or pail).
KTM	kilometre
KTN	kilotonne

CL21	Measurement unit code
	Code specifying the unit of measurement.
KUR	kilogram of uranium A unit of mass equal to one thousand grams of uranium.
KVA	kilovolt - ampere
KVR	kilovar
KVT	kilovolt
KW	kilograms per millimetre
KWH	kilowatt hour
KWO	kilogram of tungsten trioxide A unit of mass equal to one thousand grams of tungsten trioxide.
KWT	kilowatt
KX	millilitre per kilogram
L2	litre per minute
LA	pound per cubic inch
LAC	lactose excess percentage A unit of proportion defining the percentage of lactose in a product that exceeds a defined percentage level.
LBR	pound
LBT	troy pound (US)
LC	linear centimetre
LD	litre per day
LE	lite
LEF	leaf A unit of count defining the number of leaves.
LF	linear foot A unit of count defining the number of feet (12-inch) in length of a uniform width object.
LH	labour hour A unit of time defining the number of labour hours.
LI	linear inch
LJ	large spray
LK	link A unit of distance equal to 0.01 chain.
LM	linear metre A unit of count defining the number of metres in length of a uniform width object.
LN	length A unit of distance defining the linear extent of an item measured from end to end.
LO	lot [unit of procurement] A unit of count defining the number of lots (lot: a collection of associated items).
LP	liquid pound A unit of mass defining the number of pounds of a liquid substance.
LPA	litre of pure alcohol A unit of volume equal to one litre of pure alcohol.
LR	layer A unit of count defining the number of layers.
LS	lump sum A unit of count defining the number of whole or a complete monetary amounts.
LTN	ton (UK) or long ton (US)
LTR	litre
LUB	metric ton, lubricating oil A unit of mass defining the number of metric tons of lubricating oil.
LUM	lumen
LUX	lux
LX	linear yard per pound

CL21	Measurement unit code
	Code specifying the unit of measurement.
LY	linear yard A unit of count defining the number of 36-inch units in length of a uniform width object.
M0	magnetic tape
M1	milligram per litre
M4	monetary value A unit of measure expressed as a monetary amount.
M5	microcurie
M7	micro-inch
M9	million Btu per 1000 cubic feet
MA	machine per unit
MAH	megavolt ampere reactive hours A unit of electrical reactive power defining the total amount of reactive power across a power system.
MAL	mega litre
MAM	megametre
MAR	megavolt ampere reactive A unit of electrical reactive power represented by a current of one thousand amperes flowing due a potential difference of one thousand volts where the sine of the phase angle between them is 1.
MAW	megawatt A unit of power defining the rate of energy transferred or consumed when a current of 1000 amperes flows due to a potential of 1000 volts at unity power factor.
MBE	thousand standard brick equivalent A unit of count defining the number of one thousand brick equivalent units.
MBF	thousand board feet A unit of volume equal to one thousand board feet.
MBR	millibar
MC	microgram
MCU	millicurie
MD	air dry metric ton A unit of count defining the number of metric tons of a product, disregarding the water content of the product.
MF	milligram per square foot per side
MGM	milligram
MHZ	megahertz
MIK	square mile
MIL	thousand
MIN	minute [unit of time]
MIO	million
MIU	million international unit A unit of count defining the number of international units in multiples of 10 ⁶ .
MK	milligram per square inch
MLD	milliard Synonym: billion (US)
MLT	millilitre
MMK	square millimetre
MMQ	cubic millimetre
MMT	millimetre
MND	kilogram, dry weight A unit of mass defining the number of kilograms of a product, disregarding the water content of the product.
MON	month Unit of time equal to 1/12 of a year of 365,25 days.
MPA	megapascal

CL21	Measurement unit code
	Code specifying the unit of measurement.
MQ	thousand metre
MQH	cubic metre per hour
MQS	cubic metre per second
MSK	metre per second squared
MT	mat
	Use UN/ECE Recommendation 21 (refer to Note 2 in the spreadsheet introduction, 1st sheet).
MTK	square metre
MTQ	cubic metre
	Synonym: metre cubed
MTR	metre
MTS	metre per second
MV	number of mults
MVA	megavolt - ampere
MWH	megawatt hour (1000 kW.h)
	A unit of power defining the total amount of bulk energy transferred or consumed.
N1	pen calorie
	A unit of count defining the number of calories prescribed daily for parenteral/enteral therapy.
N2	number of lines
N3	print point
NA	milligram per kilogram
NAR	number of articles
	A unit of count defining the number of articles (article: item).
NB	barge
NBB	number of bobbins
NC	car
NCL	number of cells
	A unit of count defining the number of cells (cell: an enclosed or circumscribed space, cavity, or volume).
ND	net barrel
NE	net litre
NEW	newton
NF	message
	A unit of count defining the number of messages.
NG	net gallon (us)
NH	message hour
NI	net imperial gallon
NIU	number of international units
	A unit of count defining the number of international units.
NJ	number of screens
NL	load
	A unit of volume defining the number of loads (load: a quantity of items carried or processed at one time).
NMI	nautical mile
NMP	number of packs
	A unit of count defining the number of packs (pack: a collection of objects packaged together).
NN	train
NPL	number of parcels
NPR	number of pairs
	A unit of count defining the number of pairs (pair: item described by two's).
NPT	number of parts
	A unit of count defining the number of parts (part: component of a larger entity).

CL21	Measurement unit code
	Code specifying the unit of measurement.
NQ	mho
NR	micromho
NRL	number of rolls Use UN/ECE Recommendation 21 (refer to Note 2 in the spreadsheet introduction, 1st sheet).
NT	net ton A unit of mass equal to 2000 pounds, see ton (US). Refer International Convention on tonnage measurement of Ships.
NTT	net register ton A unit of mass equal to the total cubic footage after deductions, where 1 register ton is equal to 100 cubic feet. Refer International Convention on tonnage measurement of Ships.
NU	newton metre
NV	vehicle
NX	part per thousand A unit of proportion equal to 10 ⁻³ .
NY	pound per air dry metric ton
OA	panel A unit of count defining the number of panels (panel: a distinct, usually rectangular, section of a surface).
ODE	ozone depletion equivalent A unit of mass defining the ozone depletion potential in kilograms of a product relative to the calculated depletion for the reference substance, Trichlorofluoromethane (CFC-11).
OHM	ohm
ON	ounce per square yard
ONZ	ounce
OP	two pack
OT	overtime hour A unit of time defining the number of overtime hours.
OZ	ounce av A unit of measure equal to 1/16 of a pound or about 28.3495 grams (av = avoirdupois).
OZA	fluid ounce (US)
OZI	fluid ounce (UK)
P0	page - electronic
P1	percent A unit of proportion equal to 0.01.
P2	pound per foot
P3	three pack
P4	four pack
P5	five pack A unit of count defining the number of five-packs (five-pack: set of five items packaged together).
P6	six pack
P7	seven pack
P8	eight pack
P9	nine pack
PA	packet Use UN/ECE Recommendation 21 (refer to Note 2 in the spreadsheet introduction, 1st sheet).
PAL	pascal
PB	pair inch
PD	pad A unit of count defining the number of pads (pad: block of paper sheets fastened together at one end).

CL21	Measurement unit code Code specifying the unit of measurement.
PE	pound equivalent
PF	pallet (lift) Use UN/ECE Recommendation 21 (refer to Note 2 in the spreadsheet introduction, 1st sheet).
PFL	proof litre A unit of volume equal to one litre of proof spirits, or the alcohol equivalent thereof. Used for measuring the strength of distilled alcoholic liquors, expressed as a percentage of the alcohol content of a standard mixture at a specific temperature.
PG	plate Use UN/ECE Recommendation 21 (refer to Note 2 in the spreadsheet introduction, 1st sheet).
PGL	proof gallon A unit of volume equal to one gallon of proof spirits, or the alcohol equivalent thereof. Used for measuring the strength of distilled alcoholic liquors, expressed as a percentage of the alcohol content of a standard mixture at a specific temperature.
PI	pitch A unit of count defining the number of characters that fit in a horizontal inch.
PK	pack Use UN/ECE Recommendation 21 (refer to Note 2 in the spreadsheet introduction, 1st sheet). Synonym: package
PL	pail Use UN/ECE Recommendation 21 (refer to Note 2 in the spreadsheet introduction, 1st sheet).
PLA	degree Plato A unit of proportion defining the sugar content of a product, especially in relation to beer.
PM	pound percentage
PN	pound net
PO	pound per inch of length
PQ	page per inch A unit of quantity defining the degree of thickness of a bound publication, expressed as the number of pages per inch of thickness.
PR	pair A unit of count defining the number of pairs (pair: item described by two's).
PS	pound-force per square inch
PT	pint (US) Use liquid pint (common code PTL)
PTD	dry pint (US)
PTI	pint (UK)
PTL	liquid pint (US)
PU	tray / tray pack Use UN/ECE Recommendation 21 (refer to Note 2 in the spreadsheet introduction, 1st sheet).
PV	half pint (US)
PW	pound per inch of width
PY	peck dry (US)
PZ	peck dry (UK)
Q3	meal A unit of count defining the number of meals (meal: an amount of food to be eaten on a single occasion).
QA	page - facsimile A unit of count defining the number of facsimile pages.

CL21	Measurement unit code Code specifying the unit of measurement.
QAN	quarter (of a year) A unit of time defining the number of quarters (3 months).
QB	page - hardcopy A unit of count defining the number of hardcopy pages (hardcopy page: a page rendered as printed or written output on paper, film, or other permanent medium).
QD	quarter dozen
QH	quarter hour
QK	quarter kilogram
QR	quire A unit of count for paper, expressed as the number of quires (quire: a number of paper sheets, typically 25).
QT	quart (US) Use liquid quart (common code QTL)
QTD	dry quart (US)
QTI	quart (UK)
QTL	liquid quart (US)
QTR	quarter (UK)
R1	pica A unit of count defining the number of picas. (pica: typographical length equal to 12 points or 4.22 mm (approx.)).
R4	calorie
R9	thousand cubic metre A unit of volume equal to one thousand cubic metres
RA	rack
RD	rod Use UN/ECE Recommendation 21 (refer to Note 2 in the spreadsheet introduction, 1st sheet).
RG	ring Use UN/ECE Recommendation 21 (refer to Note 2 in the spreadsheet introduction, 1st sheet).
RH	running or operating hour A unit of time defining the number of hours of operation.
RK	roll metric measure
RL	reel Use UN/ECE Recommendation 21 (refer to Note 2 in the spreadsheet introduction, 1st sheet).
RM	ream A unit of count for paper, expressed as the number of reams (ream: a large quantity of paper sheets, typically 500).
RN	ream metric measure
RO	roll Use UN/ECE Recommendation 21 (refer to Note 2 in the spreadsheet introduction, 1st sheet).
RP	pound per ream A unit of mass for paper, expressed as pounds per ream. (ream: a large quantity of paper, typically 500 sheets).
RPM	revolutions per minute Refer ISO/TC12 SI Guide
RPS	revolutions per second Refer ISO/TC12 SI Guide
RS	reset
RT	revenue ton mile A unit of information typically used for billing purposes, expressed as the number of revenue tons (revenue ton: either a metric ton or a cubic metres, whichever is the larger), moved over a distance of one mile.

CL21	Measurement unit code
	Code specifying the unit of measurement.
RU	run
S3	square foot per second Synonym: foot squared per second
S4	square metre per second Synonym: metre squared per second (square metres/second US)
S5	sixty fourths of an inch
S6	session
S7	storage unit
S8	standard advertising unit
SA	sack Use UN/ECE Recommendation 21 (refer to Note 2 in the spreadsheet introduction, 1st sheet).
SAN	half year (6 months) A unit of time defining the number of half years (6 months).
SCO	score A unit of count defining the number of units in multiples of 20.
SCR	scruple
SD	solid pound
SE	section
SEC	second [unit of time]
SET	set A unit of count defining the number of sets (set: a number of objects grouped together).
SG	segment A unit of information equal to 64000 bytes.
SHT	shipping ton A unit of mass defining the number of tons for shipping.
SIE	siemens
SK	split tank truck
SL	slipsheet Use UN/ECE Recommendation 21 (refer to Note 2 in the spreadsheet introduction, 1st sheet).
SMI	mile (statute mile)
SN	square rod
SO	spool Use UN/ECE Recommendation 21 (refer to Note 2 in the spreadsheet introduction, 1st sheet).
SP	shelf package
SQ	square A unit of count defining the number of squares (square: rectangular shape).
SQR	square, roofing A unit of count defining the number of squares of roofing materials, measured in multiples of 100 square feet.
SR	strip A unit of count defining the number of strips (strip: long narrow piece of an object).
SS	sheet metric measure
SST	short standard (7200 matches)
ST	sheet Use UN/ECE Recommendation 21 (refer to Note 2 in the spreadsheet introduction, 1st sheet).
STI	stone (UK)
STK	stick, cigarette A unit of count defining the number of cigarettes in the smallest unit for stock-taking and/or duty computation.

CL21	Measurement unit code
	Code specifying the unit of measurement.
STL	standard litre A unit of volume defining the number of litres of a product at a temperature of 15 degrees Celsius, especially in relation to hydrocarbon oils.
STN	ton (US) or short ton (UK/US) Synonym: net ton (2000 lb)
SV	skid Use UN/ECE Recommendation 21 (refer to Note 2 in the spreadsheet introduction, 1st sheet).
SW	skein A unit of count defining the number of skeins (skein: a loosely-coiled bundle of yarn or thread).
SX	shipment A unit of count defining the number of shipments (shipment: an amount of goods shipped or transported).
T0	telecommunication line in service A unit of count defining the number of lines in service.
T1	thousand pound gross
T3	thousand piece A unit of count defining the number of pieces in multiples of 10 (piece: an individual part of a larger whole).
T4	thousand bag
T5	thousand casing
T6	thousand gallon (US)
T7	thousand impression
T8	thousand linear inch
TA	tenth cubic foot
TAH	kiloampere hour (thousand ampere hour)
TC	truckload
TD	therm
TE	tote
TF	ten square yard
TI	thousand square inch
TIC	metric ton, including container A unit of mass defining the number of metric tons of a product, including its container.
TIP	metric ton, including inner packaging A unit of mass defining the number of metric tons of a product, including its inner packaging materials.
TJ	thousand square centimetre
TK	tank, rectangular Use UN/ECE Recommendation 21 (refer to Note 2 in the spreadsheet introduction, 1st sheet).
TL	thousand feet (linear)
TMS	kilogram of imported meat, less offal A unit of mass equal to one thousand grams of imported meat, disregarding less valuable by-products such as the entrails.
TN	tin Use UN/ECE Recommendation 21 (refer to Note 2 in the spreadsheet introduction, 1st sheet).
TNE	tonne (metric ton) Synonym: metric ton
TP	ten pack A unit of count defining the number of items in multiples of 10.
TPR	ten pair A unit of count defining the number of pairs in multiples of 100 (pair: item described by two's).

CL21	Measurement unit code
	Code specifying the unit of measurement.
TQ	thousand feet
TQD	thousand cubic metre per day A unit of volume equal to one thousand cubic metres per day.
TR	ten square feet
TRL	trillion (EUR)
TS	thousand square feet
TSD	tonne of substance 90 % dry
TSH	ton of steam per hour
TT	thousand linear metre
TU	tube Use UN/ECE Recommendation 21 (refer to Note 2 in the spreadsheet introduction, 1st sheet).
TV	thousand kilogram
TW	thousand sheet
TY	tank, cylindrical Use UN/ECE Recommendation 21 (refer to Note 2 in the spreadsheet introduction, 1st sheet).
U1	treatment A unit of count defining the number of treatments (treatment: subjection to the action of a chemical, physical or biological agent).
U2	tablet A unit of count defining the number of tablets (tablet: a small flat or compressed solid object).
UA	torr
UB	telecommunication line in service average A unit of count defining the average number of lines in service.
UC	telecommunication port A unit of count defining the number of network access ports.
UD	tenth minute
UE	tenth hour
UF	usage per telecommunication line average
UH	ten thousand yard
UM	million unit
VA	volt ampere per kilogram
VI	vial Use UN/ECE Recommendation 21 (refer to Note 2 in the spreadsheet introduction, 1st sheet).
VLT	volt
VP	percent volume A measure of concentration, typically expressed as the percentage volume of a solute in a solution.
VQ	bulk Use UN/ECE Recommendation 21 (refer to Note 2 in the spreadsheet introduction, 1st sheet).
VS	visit
W2	wet kilo A unit of mass defining the number of kilograms of a product, including the water content of the product.
W4	two week
WA	watt per kilogram
WB	wet pound A unit of mass defining the number of pounds of a material, including the water content of the material.
WCD	cord A unit of volume used for measuring lumber. One board foot equals 1/12 of a cubic foot.

CL21	Measurement unit code
	Code specifying the unit of measurement.
WE	wet ton A unit of mass defining the number of tons of a material, including the water content of the material.
WEB	weber
WEE	week
WG	wine gallon A unit of volume equal to 231 cubic inches.
WH	wheel
WHR	watt hour
WI	weight per square inch
WM	working month A unit of time defining the number of working months.
WR	wrap
WSD	standard A unit of volume of finished lumber equal to 165 cubic feet.
WTT	watt
WW	millilitre of water A unit of volume equal to the number of millilitres of water.
X1	chain
YDK	square yard
YDQ	cubic yard
YL	hundred linear yard
YRD	yard
YT	ten yard
Z1	lift van
Z2	chest Use UN/ECE Recommendation 21 (refer to Note 2 in the spreadsheet introduction, 1st sheet).
Z3	cask Use UN/ECE Recommendation 21 (refer to Note 2 in the spreadsheet introduction, 1st sheet).
Z4	hogshead Use UN/ECE Recommendation 21 (refer to Note 2 in the spreadsheet introduction, 1st sheet).
Z5	lug
Z6	conference point
Z8	newspage agate line
ZP	page A unit of count defining the number of pages.
ZZ	mutually defined A unit of measure as agreed in common between two or more parties.

3.2.8.23 CL22 – Guarantee status

CL22	Guarantee status
001	Issued
002	In use
003	Cancelled
004	Requested cancellation
005	Discharged in all countries

3.2.8.24 *CL23 – Holder status*

CL23	Holder status
001	Active
002	Whitdrawn
003	End of activity

3.2.8.25 *CL24 – Control result code*

CL24	Control result code
001	Satisfactory
002	Non satisfactory

3.2.8.26 *CL25 – Control type code*

CL25	Control type code
001	Seals check

3.2.8.27 CL99 – Error code

CL99	Error code
12	Incorrect (code) value Value of an element in a message is outside the predefined domain or not part of the applicable code list.
13	Missing A mandatory/required element is missing in the received data, e.g. a required element like the MRN for the Arrival Advice (C_ARR_ADV) is not present.
14	Value not supported in this position (code value constraint) Notification that a recipient does not support use of the specific value of an identified element in the position where it is used. This type of error refers to the use of an improper code value for a specific element.
15	Not supported in this position An element is not allowed to have a value due to the following two reasons: - The element is not allowed to be present according to the FMS message specification. - The element is not allowed to be present according to some additional condition, e.g. if type of packages has the value 'UNPACKED' then number of package can not have a value.
19	Invalid decimal notation The decimal notation is not according to the decimal formatting standards UCI, UCM, UCD.
26	Duplicate detected The same interchange is received again. Duplication is detected by reception of an interchange reference that has already been received.
35	Too many repetitions Too many occurrences of a segment or entity.
37	Invalid type characters Notification that one or more numeric characters were used in an alphabetic element or that one or more alphabetic characters were used in a numeric element.
38	Missing digit in front of decimal sign Notification that a decimal sign is not preceded by one or more digits.
39	Element too long (length constraint) Notification that the length of the element received exceeded the maximum length specified.
40	Element too short (length constraint) Notification that the length of an element received is shorter than the minimum length specified.
92	Message out of sequence The message can not be processed, because the receiver is not in a proper state.

4. Design workflow

To be filled-in at a later stage.

Annex I

Requirements list

The requirements list provides an artefact for storing discrete, measurable business requirements and constraints. As requirements and constraints are discovered in performing the modelling steps they are added to this running list by the secretariat. Note: requirements shall be referenced in all modelling artefacts, and if necessary, each requirement should reference modelling artefact(s) that are based on it.

<i>Req. #</i>	<i>Statement</i>	<i>Source</i>	<i>Date</i>	<i>Status</i>
1	The international organization organizes and ensures the proper functioning of the guarantee chain for a TIR transport. A TIR transport can be associated to one and only one international organization. The international organization can represent the guarantee chain for an unlimited number of transports.	ExG Warsaw	28-29 June 2004	Used in 1.6
2	The international organization has member associations. The membership is associated to at least one country. An association has to be member of at least one international organization. An international organization can have any number of member associations. A membership can be associated to various countries (e.g. FEBETRA –IRU has a membership valid for Belgium but also for Luxembourg) and one country can be covered by various memberships.	ExG Warsaw	28-29 June 2004	Used in 1.6
3	An association has two roles represented by the subdivision of the association into its issuing role (issuing association), responsible for the issuance of TIR Carnets to the TIR Carnets holders, and its guaranteeing role (guaranteeing association), representing the guarantee chain in its national territory. The two roles cannot be disconnected	ExG Warsaw	28-29 June 2004	Used in 1.6
4	The issuing association issues TIR Carnets for TIR transports. One and only one issuing association is issuing the TIR Carnet for a TIR transport. The issuing association can issue TIR Carnets for numerous TIR transports.	ExG Warsaw	28-29 June 2004	Used in 1.6
5	Deleted			
6	A road vehicle can serve in numerous TIR transports. A TIR transport is performed by means of one or many road vehicles.	ExG Warsaw	28-29 June 2004	Used in 1.6
7	A road vehicle is composed of zero or many load compartments. A load compartment is part of a single road vehicle.	ExG Warsaw	28-29 June 2004	Used in 1.6

<i>Req. #</i>	<i>Statement</i>	<i>Source</i>	<i>Date</i>	<i>Status</i>
8	A sealed loading unit is a generalization of a container and a load compartment of a road vehicle.	ExG Warsaw	28-29 June 2004	Used in 1.6
9	A sealed loading unit can contain numerous loads, mentioned in the TIR Carnet as Goods Manifest Line Items. The goods described in the Goods Manifest Line Item are contained in one and only one sealed loading unit. In case of heavy and bulky goods (HBG), the goods described in the Goods Manifest Line Item may not be contained in a sealed loading unit.			Used in 1.6
10	A TIR transport is composed of TIR operations. The number of TIR operations within a TIR transport is at the moment limited to ten with the current paper system and has a minimum of two (these limitations should be extensible; therefore, two to many is more advisable). A TIR operation is part of one and only one TIR transport.	ExG Warsaw	28-29 June 2004	Used in 1.6
11	A Goods Manifest Line Item is associated to one and only one TIR transport. A TIR transport can have from one to many Goods Manifest Line Items.			Used in 1.6
12	A TIR transport is performed by one and only one TIR Carnet holder. A TIR Carnet holder can perform any number of TIR transports.	ExG Warsaw	28-29 June 2004	Used in 1.6
13	The TIR operation is started at one and only one Customs office and terminated at one and only one Customs office. A Customs office can start and terminate any number of TIR operations.	ExG Warsaw	28-29 June 2004	Used in 1.6
14	The goods described in one single Goods Manifest Line Item arrive at and have their termination certified by a one and only one Customs office of destination. A Customs office can "terminate" any number of goods described in Goods Manifest Line Items.			Used in 1.6
15	A Goods Manifest Line Item has one and only one intended Customs office of destination. A Customs office can be the intended destination of numerous Goods Manifest Line Items.			Used in 1.6
16	Deleted			
17	The goods described in a Goods Manifest Line Item are loaded at a single Customs office of departure. A Customs office can be the departure for any number of goods described in Goods Manifest Line Items.			Used in 1.6
18	A Customs office is located in one and only one Contracting Party. A Contracting Party can have	ExG Warsaw	28-29 June	Used in 1.6

<i>Req. #</i>	<i>Statement</i>	<i>Source</i>	<i>Date</i>	<i>Status</i>
	any number of Customs offices.		2004	
19	A transport operator is established in one and only one Contracting Party. A Contracting Party can be the residence of numerous transport operators.	ExG Warsaw	28-29 June 2004	Used in 1.6
20	The printing and distribution of TIR Carnets can only be performed by an approved international organization.	ExG Geneva	26-27 October 2004	Used in 1.2.1
21	Only an approved association can issue TIR Carnets.	ExG Geneva	26-27 October 2004	Used in 1.2.1
22	TIR Carnets shall be issued only to authorized persons.	ExG Geneva	26-27 October 2004	Used in 1.2.1
23	A TIR transport can only be performed by means of road vehicles, combinations of vehicles or containers previously approved under the conditions set forth in Chapter III of the Convention.	ExG Geneva	26-27 October 2004	Used in 1.2.1
24	A TIR transport must be performed under cover of a TIR Carnet.	ExG Geneva	26-27 October 2004	Used in 1.2.1
25	A TIR transport must be guaranteed by associations approved in accordance with the provisions of Article 6 of the Convention.	ExG Geneva	26-27 October 2004	Used in 1.2.1
26	Customs authorities can use national and international risk analysis data to assess risk in relation to the TIR transport.	ExG Geneva	26-27 October 2004	Used in 1.2.1
27	When the TIR transport has ended, the TIR Carnet is returned to the holder, then to the association and finally to the international organization.	ExG Geneva	26-27 October 2004	Used in 1.2.1
28	The international organization and the associations uses the control system for TIR Carnets to check TIR Carnets.	ExG Geneva	26-27 October 2004	Used in 1.2.1
29	The international organization can perform risk analysis with data stored in the repository.	ExG Geneva	26-27 October 2004	Used in 1.2.1
30	Risk analysis can be performed with data from the control system for TIR Carnets.	ExG Geneva	26-27 October 2004	Used in 1.2.1
31	The control system for TIR Carnets stores data regarding the distribution of TIR Carnets.	ExG Geneva	26-27 October 2004	Used in 1.2.1
32	The control system for TIR Carnets stores data on the termination of TIR operation at Customs	ExG	26-27 October	Used in

<i>Req. #</i>	<i>Statement</i>	<i>Source</i>	<i>Date</i>	<i>Status</i>
	offices of destination as transmitted by Customs authorities.	Geneva	2004	1.2.1
33	The TIR procedure as laid down in the TIR Convention.	ExG Geneva	26-27 October 2004	Used in 1.2.1
34	All through the TIR transport, national Customs authorities need the information in the TIR Carnet to feed their national systems.	ExG Geneva	26-27 October 2004	Used in 1.2.1
35	All through the TIR transport, national Customs authorities need data from their national systems to feed the TIR Carnet.	ExG Geneva	26-27 October 2004	Used in 1.2.1

Annex II

TIR glossary

The TIR glossary captures any terms and acronyms the reader might need to understand about the TIR procedure domain. The glossary is maintained in a running list by the secretariat throughout the requirements gathering/modelling process. This document is used to define terminology associated with TIR procedure business process modelling as well as terminology specific to it, explaining terms (or groups of terms from a sub-business domain) that may be unfamiliar to the reader of the use-case descriptions or other project documents. Often, this document can be used as an informal data dictionary, capturing data definitions so that use-case descriptions and other project documents can focus on what the system shall do with the information. Reference may be made to external documents that give such details.

<i>Term</i>	<i>Definition</i>	<i>Source</i>	<i>Date</i>
Advance cargo information	Information provided to the competent Customs authorities within the prescribed deadlines and in the prescribed form and manner of the intention of the holder to place goods under the TIR procedure or pursue a TIR transport.	ECE/TRANS /WP.30/GE.1 /2010/2	GE,1 8-9 March 2010
Consignee	Person receiving goods	ExG Warsaw	ExG 28-29 June 2004
Consignor	Person consigning goods on behalf of the TIR Carnet holder	ExG Warsaw	ExG 28-29 June 2004
Container	<p>An article of transport equipment (liftvan, movable tank or similar structure):</p> <ol style="list-style-type: none"> 1. fully or partially enclosed to constitute a compartment intended for containing goods; 2. of a permanent character and accordingly strong enough to be suitable for repeated use; 3. specially designed to facilitate the transport of goods by one or more modes of transport without intermediate unloading; 4. designed for ready handling, particularly when being transferred from one mode of transport to another; 5. designed to be easy to fill and to empty, and 6. having an internal volume of one cubicle metre or more 	Art. 1 (j)	ExG 28-29 June 2004

<i>Term</i>	<i>Definition</i>	<i>Source</i>	<i>Date</i>
Customs office	Any Customs office of a Contracting Party approved for accomplishing TIR operations	Art. 45	ExG 28-29 June 2004
Customs office of departure	Any Customs office of a Contracting Party where the TIR transport of a load or part load of goods begins	Art. 1 (k)	ExG 28-29 June 2004
Customs office of destination	Any Customs office of a Contracting Party where the TIR transport of a load or part load of goods ends	Art. 1 (l)	ExG 28-29 June 2004
Declaration	Act whereby the holder, or his representative, indicates in the prescribed form and manner a wish to place goods under the TIR procedure	ECE/TRANS /WP.30/GE.1 /2010/2	GE,1 8-9 March 2010
Discharge of a TIR operation	The recognition by Customs authorities that the TIR operation has been terminated correctly in a Contracting Party. This is established by the Customs authorities on the basis of a comparison of the data or information available at the Customs office of destination or exit (en route) and that available at the Customs office of departure or entry (en route)	Art. 1 (e)	ExG 26-27 October 2004
Driver	Natural person operating the means of transport on behalf of the TIR Carnet holder	ExG Warsaw	ExG 28-29 June 2004
Forwarder	Person performing services (such as receiving, transshipping or delivering), designed to assure and facilitate the passage of goods to their destination on behalf of the TIR Carnet holder	ExG Warsaw	ExG 28-29 June 2004
Good	Commodity, merchandise	Webster	ExG 28-29 June 2004
Good Manifest Line Item	Goods Manifest Line Item expresses the way goods are described and listed in the TIR carnet according to the points B.10.a), d), e) of the "Rules regarding the use of the TIR carnet". Specifically, these rules state that goods must be clearly separated by the combination of vehicle or container, Customs office of departure and the intended customs office of destination.	ExG	ExG 26-27 May 2005

<i>Term</i>	<i>Definition</i>	<i>Source</i>	<i>Date</i>
Guarantee chain (International guarantee system)	System covering the liabilities of national associations, authorized to act as surety for TIR Carnets issued by them as well as for liabilities incurred by them in connection with operations under cover of TIR Carnets issued by foreign associations affiliated to the same international organization as that to which they are themselves affiliated	ExG Warsaw	ExG 28-29 June 2004
Guaranteeing Association	An association approved by the Customs authorities of a Contracting Party to act as surety for persons using the TIR procedure	Art. 1 (q)	ExG 28-29 June 2004
Heavy or bulky goods	Any heavy or bulky object which because of its weight, size or nature is not normally carried in a closed road vehicle or closed container	Art. 1 (p)	ExG 26-27 October 2004
Import or export duties and taxes	Customs duties and all other duties, taxes, fees and other charges which are collected on, or in connection with, the import or export of goods, but not including fees and charges limited in amount to the approximate cost of services rendered	Art. 1 (f)	ExG 26-27 October 2004
International Organization	International organization, which is authorized by the TIR Administrative Committee, as referred to in Annex 8, Article 10 (b) to take on responsibility for the effective organization and functioning of an international guarantee system provided that it accepts this responsibility, as referred to in Article 6, paragraph 2	Art. 6.2 bis Annex 8, Art. 10 (b)	ExG 28-29 June 2004
Issuing Association	An association approved by the Customs authorities of a Contracting Party to issue TIR Carnets	Secretariat	ExG 28-29 June 2004
Load compartment	Compartment intended for containing goods	Secretariat	ExG 28-29 June 2004
National Association	An association approved by the Customs authorities of a Contracting Party to issue TIR Carnets and to act as surety for persons using the TIR procedure	Secretariat	ExG 28-29 June 2004
Person	Both natural and legal persons	Art. 1 (n)	ExG 26-27 October 2004
Road Vehicle	Not only any power-driven road vehicle but also any trailer or semi-trailer designed to be coupled thereto	Art. 1 (g)	ExG 28-29 June 2004

<i>Term</i>	<i>Definition</i>	<i>Source</i>	<i>Date</i>
Sealed loading unit	Any part of a container or load compartment suited for sealing under the conditions stipulated by the TIR Convention	Secretariat	ExG 28-29 June 2004
Start of a TIR operation	The road vehicle, the combination of vehicles or the container have been presented for purposes of control to the Customs office of departure or entry (en route) together with the load and the TIR Carnet relating thereto and the TIR Carnet has been accepted by the Customs office	Art. 1 (c)	ExG 26-27 October 2004
Termination of a TIR operation	The road vehicle, the combination of vehicles or the container have been presented for purposes of control to the Customs office of destination or of exit (en route) together with the load and the TIRE Carnet relating thereto.	Art. 1 (d)	ExG 26-27 October 2004
TIR Carnet holder	The person to whom a TIR Carnet has been issued in accordance with the relevant provisions of the TIR Convention and on whose behalf a Customs declaration has been made in the form of a TIR Carnet indicating a wish to place goods under the TIR procedure at the Customs office of departure. He shall be responsible for the presentation of the road vehicle, combination of vehicles or the container together with the load and the TIR Carnet relating thereto at the Customs office of departure, the Customs office en route and the Customs office of destination and for due observance of the other relevant provisions of the TIR Convention.	Art. 1 (o)	ExG 28-29 June 2004
TIR operation	The part of a TIR transport that is carried out in a Contracting Party from a Customs office of departure or entry (en route) to a Customs office of destination (en route)	Art. 1 (b)	ExG 28-29 June 2004
TIR transport	The transport of goods from a Customs office of departure to a Customs office of destination under the procedure, called the TIR procedure, laid down in the TIR Convention	Art. 1 (a)	ExG 28-29 June 2004
Transport operator	Person actually transporting the goods or in charge of or responsible for the operation of the means of transport on behalf of the TIR Carnet holder	ExG Warsaw	ExG 28-29 June 2004

Annex III

Current TIR Carnet data elements records

This annex contains the results of the survey on current TIR Carnet elements, which had been held by the secretariat among participants of the Expert Group in the course of 2002. In the survey, participants had been requested to supply information on each individual data element contained in the paper TIR Carnet.

This Annex presents the amended records, as discussed by and presented to the Expert Group at its second session in Prague. To understand the records correctly, certain premises should be taken into account:

- a) each actor, writing a specific piece of information, is assumed to read it as well;
- b) each actor, writing a specific piece of information, is assumed to validate it as well; in addition, the same information may also be validated by another actor;
- c) updating of information refers to the act of changing data as a result of a certain action or event occurring; after updating, the updated data will have to be validated¹⁸ (ExG/COMP/2002/10, para. 14 and Annex 4).

¹⁸ In the course of the session, the issue of distinction between correcting and updating of data was raised, because in the current situation, where the TIR Carnet is filled-in by hand, it may not seem relevant to distinguish between the two actions. In an electronic environment, however, it is important to introduce such distinction because these two actions may take place at different times, which may require or lead to different procedures. Within the context of the data records of Annex 3, updating does NOT include corrections.

General Information							
N°	UNTDDED No.		Field name				
1			International organization name				
Description and remarks							
Paper Carnet							
				Cover	Voucher 1	Voucher 2	Return slip
Is displayed				x	x	x	
in Box No :					3	3	
				Voucher NFCU	Counterfoil 1	Counterfoil 2	
Is displayed				x			
in Box No :				3			
Properties							
Data type				Data size *	Coding		
Text				50			
Conditions							
Convention							
References (other than Annex 1)							
Authorisations							
				Write	Update	Validate	Read
International organization				x		x	x
Issuing Association							x
Guaranteeing Association							x
Holder							x
- Forwarder ¹							x
- Driver ²							x
- Consignor ¹							x
First Customs office of departure							x
Intermediate Customs office of departure							x
Customs office of entry (en route)							x
Customs office of exit (en route)							x
C. or other control authorities along the way							x
Intermediate Customs office of destination							x
Final Customs office of destination							x
- Consignee ³							x
Central Customs office							x
* Size is: in characters for text, in digits for integers, in digits before / after the comma for reals.							
¹ agent on behalf of the holder							
² on behalf of the holder							
³ on behalf of the final Customs office of destination (under consideration by WP.30)							

General Information							
N° 3	UNTDDED No.		Field name Association name				
Description and remarks							
Name of association which has issued the TIR Carnet							
Paper Carnet							
				Cover	Voucher 1	Voucher 2	Return slip
Is displayed				x			
in Box No :				2			
				Voucher NFCU	Counterfoil 1	Counterfoil 2	
Is displayed							
in Box No :							
Properties							
Data type				Data size *	Coding		
Text				100			
Conditions							
Convention							
References (other than Annex 1)							
Art. 6, Annex 9							
Authorisations							
				Write	Update	Validate	Read
International organization				x			
Issuing Association				x		x	x
Guaranteeing Association							x
Holder							x
- Forwarder ¹							x
- Driver ²							x
- Consignor ¹							x
First Customs office of departure							x
Intermediate Customs office of departure							x
Customs office of entry (en route)							x
Customs office of exit (en route)							x
C. or other control authorities along the way							x
Intermediate Customs office of destination							x
Final Customs office of destination							x
- Consignee ³							x
Central Customs office							x
* Size is: in characters for text, in digits for integers, in digits before / after the comma for reals.							
¹ agent on behalf of the holder							
² on behalf of the holder							
³ on behalf of the final Customs office of destination (under consideration by WP.30)							

General Information							
N°	UNTDDED No.		Field name				
6	3340		Holder name				
Description and remarks							
Name of holder of the TIR Carnet							
Paper Carnet							
				Cover	Voucher 1	Voucher 2	Return slip
Is displayed				x	x	x	
in Box No :				3	4	4	
				Voucher NFCU	Counterfoil 1	Counterfoil 2	
Is displayed				x			
in Box No :				4			
Properties							
Data type				Data size *	Coding		
Text				100			
Conditions							
Convention							
References (other than Annex 1)							
Authorisations							
				Write	Update	Validate	Read
International organization							x
Issuing Association				x		x	x
Guaranteeing Association							x
Holder				x		x	x
- Forwarder ¹							x
- Driver ²							x
- Consignor ¹							x
First Customs office of departure							x
Intermediate Customs office of departure							x
Customs office of entry (en route)							x
Customs office of exit (en route)							x
C. or other control authorities along the way							x
Intermediate Customs office of destination							x
Final Customs office of destination							x
- Consignee ³							x
Central Customs office							x
* Size is: in characters for text, in digits for integers, in digits before / after the comma for reals.							
¹ agent on behalf of the holder							
² on behalf of the holder							
³ on behalf of the final Customs office of destination (under consideration by WP.30)							

General Information								
N°	UNTDDED No.		Field name					
7	3340		Holder address					
Description and remarks								
Address of holder of the TIR Carnet								
Paper Carnet								
				Cover	Voucher 1	Voucher 2	Return slip	
Is displayed				x	x	x		
in Box No :				3	4	4		
				Voucher NFCU	Counterfoil 1	Counterfoil 2		
Is displayed				x				
in Box No :				4				
Properties								
Data type				Data size *	Coding			
Text				255				
Conditions								
Convention								
References (other than Annex 1)								
Authorisations								
				Write	Update	Validate	Read	
International organization							x	
Issuing Association				x		x	x	
Guaranteeing Association							x	
Holder				x		x	x	
- Forwarder ¹							x	
- Driver ²							x	
- Consignor ¹							x	
First Customs office of departure							x	
Intermediate Customs office of departure							x	
Customs office of entry (en route)							x	
Customs office of exit (en route)							x	
C. or other control authorities along the way							x	
Intermediate Customs office of destination							x	
Final Customs office of destination							x	
- Consignee ³							x	
Central Customs office							x	
* Size is: in characters for text, in digits for integers, in digits before / after the comma for reals.								
¹ agent on behalf of the holder								
² on behalf of the holder								
³ on behalf of the final Customs office of destination (under consideration by WP.30)								

General Information							
N°	UNTDDED No.		Field name				
8	3340		Holder country				
Description and remarks							
Country of holder of the TIR Carnet							
Paper Carnet							
				Cover	Voucher 1	Voucher 2	Return slip
Is displayed				x	x	x	
in Box No :				3	4	4	
				Voucher NFCU	Counterfoil 1	Counterfoil 2	
Is displayed				x			
in Box No :				4			
Properties							
Data type				Data size *	Coding		
Text				60	ISO3		
Conditions							
Convention							
References (other than Annex 1)							
Authorisations							
				Write	Update	Validate	Read
International organization							x
Issuing Association				x		x	x
Guaranteeing Association							x
Holder				x		x	x
- Forwarder ¹							x
- Driver ²							x
- Consignor ¹							x
First Customs office of departure							x
Intermediate Customs office of departure							x
Customs office of entry (en route)							x
Customs office of exit (en route)							x
C. or other control authorities along the way							x
Intermediate Customs office of destination							x
Final Customs office of destination							x
- Consignee ³							x
Central Customs office							x
* Size is: in characters for text, in digits for integers, in digits before / after the comma for reals.							
¹ agent on behalf of the holder							
² on behalf of the holder							
³ on behalf of the final Customs office of destination (under consideration by WP.30)							

General Information							
N°	UNTDDED No.		Field name				
9			Holder ID Number				
Description and remarks							
ID number for TIR Carnet holders being persons which have been authorized to utilize TIR Carnets							
Paper Carnet							
				Cover	Voucher 1	Voucher 2	Return slip
Is displayed				x	x	x	
in Box No :				3	4	4	
				Voucher NFCU	Counterfoil 1	Counterfoil 2	
Is displayed				x			
in Box No :				4			
Properties							
Data type				Data size *	Coding		
Text				16			
Conditions							
Convention							
References (other than Annex 1)							
Recommendation 20 Oct. 2000							
Authorisations							
				Write	Update	Validate	Read
International organization							x
Issuing Association				x		x	x
Guaranteeing Association							x
Holder				x		x	x
- Forwarder ¹							x
- Driver ²							x
- Consignor ¹							x
First Customs office of departure							x
Intermediate Customs office of departure							x
Customs office of entry (en route)							x
Customs office of exit (en route)							x
C. or other control authorities along the way							x
Intermediate Customs office of destination							x
Final Customs office of destination							x
- Consignee ³							x
Central Customs office							x
* Size is: in characters for text, in digits for integers, in digits before / after the comma for reals.							
¹ agent on behalf of the holder							
² on behalf of the holder							
³ on behalf of the final Customs office of destination (under consideration by WP.30)							

General Information								
N°	UNTDDED No.		Field name					
10			TIR Carnet reference number					
Description and remarks								
10 digit alpha-numeric code								
Paper Carnet								
					Cover	Voucher 1	Voucher 2	Return slip
Is displayed					X	X	X	X
in Box No :								
					Voucher NFCU	Counterfoil 1	Counterfoil 2	
Is displayed					X	X	X	
in Box No :								
Properties								
Data type					Data size *	Coding		
Text					10			
Conditions								
Convention								
References (other than Annex 1)								
Authorisations								
					Write	Update	Validate	Read
International organization					X		X	X
Issuing Association								X
Guaranteeing Association								X
Holder								X
- Forwarder ¹								X
- Driver ²								X
- Consignor ¹								X
First Customs office of departure								X
Intermediate Customs office of departure								X
Customs office of entry (en route)								X
Customs office of exit (en route)								X
C. or other control authorities along the way								X
Intermediate Customs office of destination								X
Final Customs office of destination								X
- Consignee ³								X
Central Customs office								X
* Size is: in characters for text, in digits for integers, in digits before / after the comma for reals.								
¹ agent on behalf of the holder								
² on behalf of the holder								
³ on behalf of the final Customs office of destination (under consideration by WP.30)								

General Information								
N°	UNTD No.		Field name					
11			Validity					
Description and remarks								
Final date up to which a TIR Carnet can legally be accepted by Customs								
Paper Carnet								
					Cover	Voucher 1	Voucher 2	Return slip
Is displayed					x			
in Box No :					1			
					Voucher NFCU	Counterfoil 1	Counterfoil 2	
Is displayed								
in Box No :								
Properties								
Data type					Data size *	Coding		
Date								
Conditions								
Convention								
References (other than Annex 1)								
Art. 9,1								
Authorisations								
					Write	Update	Validate	Read
International organization								x
Issuing Association					x		x	x
Guaranteeing Association								x
Holder								x
- Forwarder ¹								x
- Driver ²								x
- Consignor ¹								x
First Customs office of departure								x
Intermediate Customs office of departure								x
Customs office of entry (en route)								x
Customs office of exit (en route)								x
C. or other control authorities along the way								x
Intermediate Customs office of destination								x
Final Customs office of destination								x
- Consignee ³								x
Central Customs office								x
* Size is: in characters for text, in digits for integers, in digits before / after the comma for reals.								
¹ agent on behalf of the holder								
² on behalf of the holder								
³ on behalf of the final Customs office of destination (under consideration by WP.30)								

General Information							
N°	UNTDDED No.		Field name				
12			Country of departure				
Description and remarks							
Country (max 3 countries) where goods are loaded							
Paper Carnet							
				Cover	Voucher 1	Voucher 2	Return slip
Is displayed				x	x	x	
in Box No :				6	5	5	
				Voucher NFCU	Counterfoil 1	Counterfoil 2	
Is displayed				x			
in Box No :				5			
Properties							
Data type				Data size *	Coding		
Text				60			
Conditions							
Countries of departure and destination must not exceed 4							
Convention							
References (other than Annex 1)							
Art. 18							
Authorisations							
				Write	Update	Validate	Read
International organization							x
Issuing Association							x
Guaranteeing Association							x
Holder				x	x	x	x
- Forwarder ¹				x	x	x	x
- Driver ²				x	x	x	x
- Consignor ¹				x	x	x	x
First Customs office of departure						x	x
Intermediate Customs office of departure						x	x
Customs office of entry (en route)							x
Customs office of exit (en route)							x
C. or other control authorities along the way							x
Intermediate Customs office of destination							x
Final Customs office of destination							x
- Consignee ³							x
Central Customs office							x
* Size is: in characters for text, in digits for integers, in digits before / after the comma for reals.							
¹ agent on behalf of the holder							
² on behalf of the holder							
³ on behalf of the final Customs office of destination (under consideration by WP.30)							

General Information							
N°	UNTED No.		Field name				
13	3216		Country of destination				
Description and remarks							
Country (max 3 countries) where goods are unloaded							
Paper Carnet							
			Cover	Voucher 1	Voucher 2	Return slip	
Is displayed			x	x	x		
in Box No :			7	6	6		
			Voucher NFCU	Counterfoil 1	Counterfoil 2		
Is displayed			x				
in Box No :			6				
Properties							
Data type			Data size *	Coding			
Text			60				
Conditions							
Countries of departure and destination must not exceed 4							
Convention							
References (other than Annex 1)							
Art. 18							
Authorisations							
			Write	Update	Validate	Read	
International organization						x	
Issuing Association						x	
Guaranteeing Association						x	
Holder			x	x	x	x	
- Forwarder ¹			x	x	x	x	
- Driver ²			x	x	x	x	
- Consignor ¹			x	x	x	x	
First Customs office of departure					x	x	
Intermediate Customs office of departure					x	x	
Customs office of entry (en route)					x	x	
Customs office of exit (en route)					x	x	
C. or other control authorities along the way				x	x	x	
Intermediate Customs office of destination					x	x	
Final Customs office of destination						x	
- Consignee ³							
Central Customs office						x	
* Size is: in characters for text, in digits for integers, in digits before / after the comma for reals.							
¹ agent on behalf of the holder							
² on behalf of the holder							
³ on behalf of the final Customs office of destination (under consideration by WP.30)							

General Information							
N°	UNTD No.		Field name				
14	8162		Vehicle registration				
Description and remarks							
Registration number of the vehicle							
Paper Carnet							
			Cover	Voucher 1	Voucher 2	Return slip	
Is displayed			x	x	x		
in Box No :			8	7	7		
			Voucher NFCU	Counterfoil 1	Counterfoil 2		
Is displayed			x				
in Box No :			7				
Properties							
Data type			Data size *	Coding			
Text			20				
Conditions							
*In case of transport by containers							
Convention							
References (other than Annex 1)							
Authorisations							
			Write	Update	Validate	Read	
International organization						x	
Issuing Association						x	
Guaranteeing Association						x	
Holder			x	x	x	x	
- Forwarder ¹			x	x	x	x	
- Driver ²			x	x	x	x	
- Consignor ¹			x	x	x	x	
First Customs office of departure				x	x	x	
Intermediate Customs office of departure				x	x	x	
Customs office of entry (en route)						x	
Customs office of exit (en route)						x	
C. or other control authorities along the way				x	x	x	
Intermediate Customs office of destination						x	
Final Customs office of destination						x	
- Consignee ³							
Central Customs office						x	
* Size is: in characters for text, in digits for integers, in digits before / after the comma for reals.							
¹ agent on behalf of the holder							
² on behalf of the holder							
³ on behalf of the final Customs office of destination (under consideration by WP.30)							

General Information							
N°	UNTD No.		Field name				
15			Certificate of approval No				
Description and remarks							
Number of the vehicle's certificate of approval							
Paper Carnet							
				Cover	Voucher 1	Voucher 2	Return slip
Is displayed				x			
in Box No :				9			
				Voucher NFCU	Counterfoil 1	Counterfoil 2	
Is displayed							
in Box No :							
Properties							
Data type				Data size *	Coding		
Text				50			
Conditions							
Mandatory if not heavy and bulky goods or transport in containers							
Convention							
References (other than Annex 1)							
Art. 14							
Authorisations							
				Write	Update	Validate	Read
International organization							x
Issuing Association							x
Guaranteeing Association							x
Holder				x	x	x	x
- Forwarder ¹				x	x	x	x
- Driver ²				x	x	x	x
- Consignor ¹				x	x	x	x
First Customs office of departure					x	x	x
Intermediate Customs office of departure					x	x	x
Customs office of entry (en route)							x
Customs office of exit (en route)							x
C. or other control authorities along the way					x	x	x
Intermediate Customs office of destination							x
Final Customs office of destination							x
- Consignee ³							
Central Customs office							x
* Size is: in characters for text, in digits for integers, in digits before / after the comma for reals.							
¹ agent on behalf of the holder							
² on behalf of the holder							
³ on behalf of the final Customs office of destination (under consideration by WP.30)							

General Information							
N°	UNTDDED No.		Field name				
16			Certificate of approval Date				
Description and remarks							
Date of the vehicle's certificate of approval							
Paper Carnet							
				Cover	Voucher 1	Voucher 2	Return slip
Is displayed				x			
in Box No :				9			
				Voucher NFCU	Counterfoil 1	Counterfoil 2	
Is displayed					x		
in Box No :							
Properties							
Data type				Data size *	Coding		
Date							
Conditions							
Mandatory if not heavy and busky goods or transport in containers							
Convention							
References (other than Annex 1)							
Art. 14							
Authorisations							
				Write	Update	Validate	Read
International organization							x
Issuing Association							x
Guaranteeing Association							x
Holder				x	x	x	x
- Forwarder ¹				x	x	x	x
- Driver ²				x	x	x	x
- Consignor ¹				x	x	x	x
First Customs office of departure					x	x	x
Intermediate Customs office of departure					x	x	x
Customs office of entry (en route)							x
Customs office of exit (en route)							x
C. or other control authorities along the way					x	x	x
Intermediate Customs office of destination							x
Final Customs office of destination							x
- Consignee ³							
Central Customs office							x
* Size is: in characters for text, in digits for integers, in digits before / after the comma for reals.							
¹ agent on behalf of the holder							
² on behalf of the holder							
³ on behalf of the final Customs office of destination (under consideration by WP.30)							
ExG/COMP/2002/10							

General Information							
N°	UNTDDED No.		Field name				
17	1492		Identification number of container				
Description and remarks							
Paper Carnet							
				Cover	Voucher 1	Voucher 2	Return slip
Is displayed				x			
in Box No :				10			
				Voucher NFCU	Counterfoil 1	Counterfoil 2	
Is displayed							
in Box No :							
Properties							
Data type				Data size *	Coding		
Text				50	BIC-CODE		
Conditions							
*Mandatory if transport is made in containers approved for transport under Customs seals							
Convention							
References (other than Annex 1)							
Authorisations							
				Write	Update	Validate	Read
International organization							x
Issuing Association							x
Guaranteeing Association							x
Holder				x	x	x	x
- Forwarder ¹				x	x	x	x
- Driver ²				x	x	x	x
- Consignor ¹				x	x	x	x
First Customs office of departure					x	x	x
Intermediate Customs office of departure					x	x	x
Customs office of entry (en route)							x
Customs office of exit (en route)							x
C. or other control authorities along the way					x	x	x
Intermediate Customs office of destination							x
Final Customs office of destination							x
- Consignee ³							
Central Customs office							x
* Size is: in characters for text, in digits for integers, in digits before / after the comma for reals.							
¹ agent on behalf of the holder							
² on behalf of the holder							
³ on behalf of the final Customs office of destination (under consideration by WP.30)							

General Information								
N°	UNTDDED No.		Field name					
18			Various observations					
Description and remarks								
Paper Carnet								
				Cover	Voucher 1	Voucher 2	Return slip	
Is displayed				x				
in Box No :				11				
				Voucher NFCU	Counterfoil 1	Counterfoil 2		
Is displayed								
in Box No :								
Properties								
Data type				Data size *	Coding			
Text				255				
Conditions								
Convention								
References (other than Annex 1)								
Authorisations								
				Write	Update	Validate	Read	
International organization							x	
Issuing Association				x	x	x	x	
Guaranteeing Association							x	
Holder				x	x	x	x	
- Forwarder ¹				x	x	x	x	
- Driver ²				x	x	x	x	
- Consignor ¹				x	x	x	x	
First Customs office of departure							x	
Intermediate Customs office of departure							x	
Customs office of entry (en route)							x	
Customs office of exit (en route)							x	
C. or other control authorities along the way							x	
Intermediate Customs office of destination							x	
Final Customs office of destination							x	
- Consignee ³								
Central Customs office							x	
* Size is: in characters for text, in digits for integers, in digits before / after the comma for reals.								
¹ agent on behalf of the holder								
² on behalf of the holder								
³ on behalf of the final Customs office of destination (under consideration by WP.30)								

General Information								
N°	UNTD No.		Field name					
19			Customs office of destination					
Description and remarks								
Paper Carnet								
				Cover	Voucher 1	Voucher 2	Return slip	
Is displayed					x	x		
in Box No :					12	12		
				Voucher NFCU	Counterfoil 1	Counterfoil 2		
Is displayed				x				
in Box No :				12				
Properties								
Data type				Data size *	Coding			
Text				100				
Conditions								
Convention								
References (other than Annex 1)								
Authorisations								
				Write	Update	Validate	Read	
International organization							x	
Issuing Association							x	
Guaranteeing Association							x	
Holder				x	x	x	x	
- Forwarder ¹				x	x	x	x	
- Driver ²				x	x	x	x	
- Consignor ¹				x	x	x	x	
First Customs office of departure						x	x	
Intermediate Customs office of departure						x	x	
Customs office of entry (en route)						x	x	
Customs office of exit (en route)						x	x	
C. or other control authorities along the way					x	x	x	
Intermediate Customs office of destination							x	
Final Customs office of destination							x	
- Consignee ³								
Central Customs office							x	
* Size is: in characters for text, in digits for integers, in digits before / after the comma for reals.								
¹ agent on behalf of the holder								
² on behalf of the holder								
³ on behalf of the final Customs office of destination (under consideration by WP.30)								

General Information							
N°	UNTDDED No.		Field name				
20			Customs office of departure				
Description and remarks							
Up to max. 3 offices of departure							
Paper Carnet							
				Cover	Voucher 1	Voucher 2	Return slip
Is displayed					x	x	
in Box No :					2	2	
				Voucher NFCU	Counterfoil 1	Counterfoil 2	
Is displayed				x			
in Box No :				2			
Properties							
Data type				Data size *	Coding		
Text				100			
Conditions							
Convention							
References (other than Annex 1)							
Art. 18							
Authorisations							
				Write	Update	Validate	Read
International organization							x
Issuing Association							x
Guaranteeing Association							x
Holder				x	x	x	x
- Forwarder ¹				x	x	x	x
- Driver ²				x	x	x	x
- Consignor ¹				x	x	x	x
First Customs office of departure						x	x
Intermediate Customs office of departure						x	x
Customs office of entry (en route)					x	x	x
Customs office of exit (en route)					x	x	x
C. or other control authorities along the way							x
Intermediate Customs office of destination							x
Final Customs office of destination							x
- Consignee ³							
Central Customs office							x
* Size is: in characters for text, in digits for integers, in digits before / after the comma for reals.							
¹ agent on behalf of the holder							
² on behalf of the holder							
³ on behalf of the final Customs office of destination (under consideration by WP.30)							

General Information							
N°	UNTDDED No.		Field name				
21			Documents attached to the manifest				
Description and remarks							
Paper Carnet							
				Cover	Voucher 1	Voucher 2	Return slip
Is displayed					x	x	
in Box No :					8	8	
				Voucher NFCU	Counterfoil 1	Counterfoil 2	
Is displayed				x			
in Box No :				8			
Properties							
Data type				Data size *	Coding		
Text				255	UNDOCS		
Conditions							
Convention							
References (other than Annex 1)							
Art. 19							
Authorisations							
				Write	Update	Validate	Read
International organization							x
Issuing Association							x
Guaranteeing Association							x
Holder				x	x	x	x
- Forwarder ¹				x	x	x	x
- Driver ²				x	x	x	x
- Consignor ¹				x	x	x	x
First Customs office of departure				x		x	x
Intermediate Customs office of departure				x		x	x
Customs office of entry (en route)					x	x	x
Customs office of exit (en route)					x	x	x
C. or other control authorities along the way					x	x	x
Intermediate Customs office of destination							x
Final Customs office of destination							x
- Consignee ³							x
Central Customs office							x
* Size is: in characters for text, in digits for integers, in digits before / after the comma for reals.							
¹ agent on behalf of the holder							
² on behalf of the holder							
³ on behalf of the final Customs office of destination (under consideration by WP.30)							

General Information								
N°	UNTDDED No.		Field name					
22			Holder certification place					
Description and remarks								
Paper Carnet								
				Cover	Voucher 1	Voucher 2	Return slip	
Is displayed					x	x		
in Box No :					14	14		
				Voucher NFCU	Counterfoil 1	Counterfoil 2		
Is displayed				x				
in Box No :				14				
Properties								
Data type				Data size *	Coding			
Text				100				
Conditions								
Convention								
References (other than Annex 1)								
Authorisations								
				Write	Update	Validate	Read	
International organization							x	
Issuing Association							x	
Guaranteeing Association							x	
Holder				x		x	x	
- Forwarder ¹				x		x	x	
- Driver ²				x		x	x	
- Consignor ¹				x		x	x	
First Customs office of departure							x	
Intermediate Customs office of departure							x	
Customs office of entry (en route)							x	
Customs office of exit (en route)							x	
C. or other control authorities along the way							x	
Intermediate Customs office of destination							x	
Final Customs office of destination							x	
- Consignee ³							x	
Central Customs office							x	
* Size is: in characters for text, in digits for integers, in digits before / after the comma for reals.								
¹ agent on behalf of the holder								
² on behalf of the holder								
³ on behalf of the final Customs office of destination (under consideration by WP.30)								

General Information									
N°		UNTD No.			Field name				
23					Holder certification date				
Description and remarks									
Paper Carnet									
				Cover	Voucher 1	Voucher 2	Return slip		
Is displayed					x	x			
in Box No :					14	14			
				Voucher NFCU	Counterfoil 1	Counterfoil 2			
Is displayed				x					
in Box No :				14					
Properties									
Data type				Data size *	Coding				
Date									
Conditions									
Convention									
References (other than Annex 1)									
Authorisations									
				Write	Update	Validate	Read		
International organization							x		
Issuing Association							x		
Guaranteeing Association							x		
Holder				x		x	x		
- Forwarder ¹				x		x	x		
- Driver ²				x		x	x		
- Consignor ¹				x		x	x		
First Customs office of departure							x		
Intermediate Customs office of departure							x		
Customs office of entry (en route)							x		
Customs office of exit (en route)							x		
C. or other control authorities along the way							x		
Intermediate Customs office of destination							x		
Final Customs office of destination							x		
- Consignee ³							x		
Central Customs office							x		
* Size is: in characters for text, in digits for integers, in digits before / after the comma for reals.									
¹ agent on behalf of the holder									
² on behalf of the holder									
³ on behalf of the final Customs office of destination (under consideration by WP.30)									

General Information								
N°	UNTDDED No.		Field name					
25			Seals or identification marks applied					
Description and remarks								
Paper Carnet								
					Cover	Voucher 1	Voucher 2	Return slip
Is displayed						x	x	
in Box No :						16	16	
					Voucher NFCU	Counterfoil 1	Counterfoil 2	
Is displayed					x	x	x	
in Box No :						3	4	
Properties								
Data type					Data size *	Coding		
Text					20			
Conditions								
*Not mandatory if heavy and bulky goods								
Convention								
References (other than Annex 1)								
Art. 19; Art. 24; Art. 34; Art. 35								
Authorisations								
					Write	Update	Validate	Read
International organization								x
Issuing Association								x
Guaranteeing Association								x
Holder								x
- Forwarder ¹								
- Driver ²								x
- Consignor ¹								
First Customs office of departure					x		x	x
Intermediate Customs office of departure					x	x	x	x
Customs office of entry (en route)					x	x		x
Customs office of exit (en route)					x	x		x
C. or other control authorities along the way						x		x
Intermediate Customs office of destination					x	x		x
Final Customs office of destination								x
- Consignee ³								x
Central Customs office								x
* Size is: in characters for text, in digits for integers, in digits before / after the comma for reals.								
¹ agent on behalf of the holder								
² on behalf of the holder								
³ on behalf of the final Customs office of destination (under consideration by WP.30)								

General Information							
N°	UNTDDED No.		Field name				
29	2280		Departure date				
Description and remarks							
Customs office date stamp (departure)							
Paper Carnet							
				Cover	Voucher 1	Voucher 2	Return slip
Is displayed					x		x
in Box No :					23		23
				Voucher NFCU	Counterfoil 1	Counterfoil 2	
Is displayed					x		
in Box No :					6		
Properties							
Data type				Data size *	Coding		
Date							
Conditions							
Convention							
References (other than Annex 1)							
Art. 8,4 Art. 9,2							
Authorisations							
				Write	Update	Validate	Read
International organization							x
Issuing Association							x
Guaranteeing Association							x
Holder							x
- Forwarder ¹							
- Driver ²							x
- Consignor ¹							x
First Customs office of departure				x		x	x
Intermediate Customs office of departure				x		x	x
Customs office of entry (en route)				x		x	x
Customs office of exit (en route)							x
C. or other control authorities along the way							x
Intermediate Customs office of destination				x		x	x
Final Customs office of destination							x
- Consignee ³							x
Central Customs office							x
* Size is: in characters for text, in digits for integers, in digits before / after the comma for reals.							
¹ agent on behalf of the holder							
² on behalf of the holder							
³ on behalf of the final Customs office of destination (under consideration by WP.30)							

General Information								
N°	UNTDDED No.			Field name				
30				Heavy or bulky goods				
Description and remarks								
Endorsement of Heavy or bulky goods on cover and all vouchers								
Paper Carnet								
				Cover	Voucher 1	Voucher 2	Return slip	
Is displayed				X	X	X		
in Box No :								
				Voucher NFCU	Counterfoil 1	Counterfoil 2		
Is displayed				X				
in Box No :								
Properties								
Data type				Data size *	Coding			
Boolean				1				
Conditions								
Convention								
References (other than Annex 1)								
Art. 29-35								
Authorisations								
				Write	Update	Validate	Read	
International organization							X	
Issuing Association				X			X	
Guaranteeing Association							X	
Holder				X			X	
- Forwarder ¹				X			X	
- Driver ²				X			X	
- Consignor ¹				X			X	
First Customs office of departure							X	
Intermediate Customs office of departure							X	
Customs office of entry (en route)							X	
Customs office of exit (en route)							X	
C. or other control authorities along the way							X	
Intermediate Customs office of destination							X	
Final Customs office of destination							X	
- Consignee ³								
Central Customs office							X	
* Size is: in characters for text, in digits for integers, in digits before / after the comma for reals.								
¹ agent on behalf of the holder								
² on behalf of the holder								
³ on behalf of the final Customs office of destination (under consideration by WP.30)								

General Information								
N°	UNTDDED No.		Field name					
31			Tobacco and alcohol					
Description and remarks								
Paper Carnet								
					Cover	Voucher 1	Voucher 2	Return slip
Is displayed					x	x	x	x
in Box No :								
					Voucher NFCU	Counterfoil 1	Counterfoil 2	
Is displayed					x	x	x	
in Box No :								
Properties								
Data type					Data size *	Coding		
Boolean					1			
Conditions								
Convention								
References (other than Annex 1)								
Authorisations								
					Write	Update	Validate	Read
International organization					x		x	x
Issuing Association								x
Guaranteeing Association								x
Holder								x
- Forwarder ¹								x
- Driver ²								x
- Consignor ¹								x
First Customs office of departure								x
Intermediate Customs office of departure								x
Customs office of entry (en route)								x
Customs office of exit (en route)								x
C. or other control authorities along the way								x
Intermediate Customs office of destination								x
Final Customs office of destination								x
- Consignee ³								x
Central Customs office								x
* Size is: in characters for text, in digits for integers, in digits before / after the comma for reals.								
¹ agent on behalf of the holder								
² on behalf of the holder								
³ on behalf of the final Customs office of destination (under consideration by WP.30)								

General Information								
N°	UNTDDED No.		Field name					
32			For official use					
Description and remarks								
Paper Carnet								
				Cover	Voucher 1	Voucher 2	Return slip	
Is displayed					X	X		
in Box No :								
				Voucher NFCU	Counterfoil 1	Counterfoil 2		
Is displayed								
in Box No :								
Properties								
Data type				Data size *	Coding			
Text				255				
Conditions								
Convention								
References (other than Annex 1)								
Authorisations								
				Write	Update	Validate	Read	
International organization							X	
Issuing Association							X	
Guaranteeing Association							X	
Holder							X	
- Forwarder ¹							X	
- Driver ²							X	
- Consignor ¹							X	
First Customs office of departure				X			X	
Intermediate Customs office of departure				X			X	
Customs office of entry (en route)				X			X	
Customs office of exit (en route)				X			X	
C. or other control authorities along the way							X	
Intermediate Customs office of destination				X			X	
Final Customs office of destination				X			X	
- Consignee ³				X			X	
Central Customs office							X	
* Size is: in characters for text, in digits for integers, in digits before / after the comma for reals.								
¹ agent on behalf of the holder								
² on behalf of the holder								
³ on behalf of the final Customs office of destination (under consideration by WP.30)								

General Information							
N°	UNTDDED No.		Field name				
33			Seals check (entry)				
Description and remarks							
Seals or identification marks found to be intact at entry or departure							
Paper Carnet							
				Cover	Voucher 1	Voucher 2	Return slip
Is displayed					x		x
in Box No :					19		19
				Voucher NFCU	Counterfoil 1	Counterfoil 2	
Is displayed					x	x	
in Box No :					4	2	
Properties							
Data type				Data size *	Coding		
Boolean				1			
Conditions							
*Not mandatory if heavy and bulky goods							
Convention							
References (other than Annex 1)							
Art. 22							
Authorisations							
				Write	Update	Validate	Read
International organization							x
Issuing Association							x
Guaranteeing Association							x
Holder							x
- Forwarder ¹							
- Driver ²							x
- Consignor ¹							
First Customs office of departure				x			x
Intermediate Customs office of departure				x			x
Customs office of entry (en route)				x			x
Customs office of exit (en route)				x			x
C. or other control authorities along the way				x			x
Intermediate Customs office of destination				x			x
Final Customs office of destination				x			x
- Consignee ³							x
Central Customs office							x
* Size is: in characters for text, in digits for integers, in digits before / after the comma for reals.							
¹ agent on behalf of the holder							
² on behalf of the holder							
³ on behalf of the final Customs office of destination (under consideration by WP.30)							

General Information								
N°	UNTDDED No.			Field name				
34				Time-limit for transit				
Description and remarks								
Paper Carnet								
				Cover	Voucher 1	Voucher 2	Return slip	
Is displayed					x		x	
in Box No :					20		20	
				Voucher NFCU	Counterfoil 1	Counterfoil 2		
Is displayed								
in Box No :								
Properties								
Data type				Data size *	Coding			
Integer				4				
Conditions								
Convention								
References (other than Annex 1)								
Art. 20								
Authorisations								
				Write	Update	Validate	Read	
International organization							x	
Issuing Association							x	
Guaranteeing Association							x	
Holder							x	
- Forwarder ¹							x	
- Driver ²							x	
- Consignor ¹							x	
First Customs office of departure				x			x	
Intermediate Customs office of departure				x			x	
Customs office of entry (en route)				x			x	
Customs office of exit (en route)							x	
C. or other control authorities along the way					x		x	
Intermediate Customs office of destination				x			x	
Final Customs office of destination							x	
- Consignee ³							x	
Central Customs office							x	
* Size is: in characters for text, in digits for integers, in digits before / after the comma for reals.								
¹ agent on behalf of the holder								
² on behalf of the holder								
³ on behalf of the final Customs office of destination (under consideration by WP.30)								

General Information								
N°	UNTDDED No.		Field name					
35			Departure/Entry Custom name					
Description and remarks								
Registered/Accepted by the Customs office at								
Paper Carnet								
				Cover	Voucher 1	Voucher 2	Return slip	
Is displayed					x		x	
in Box No :					21		21	
				Voucher NFCU	Counterfoil 1	Counterfoil 2		
Is displayed					x			
in Box No :					1			
Properties								
Data type				Data size *	Coding			
Text				100				
Conditions								
Convention								
References (other than Annex 1)								
Authorisations								
				Write	Update	Validate	Read	
International organization							x	
Issuing Association							x	
Guaranteeing Association							x	
Holder							x	
- Forwarder ¹								
- Driver ²							x	
- Consignor ¹								
First Customs office of departure				x		x	x	
Intermediate Customs office of departure				x		x	x	
Customs office of entry (en route)				x		x	x	
Customs office of exit (en route)							x	
C. or other control authorities along the way				x		x	x	
Intermediate Customs office of destination							x	
Final Customs office of destination							x	
- Consignee ³							x	
Central Customs office							x	
* Size is: in characters for text, in digits for integers, in digits before / after the comma for reals.								
¹ agent on behalf of the holder								
² on behalf of the holder								
³ on behalf of the final Customs office of destination (under consideration by WP.30)								

General Information							
N°	UNTDDED No.		Field name				
36			Departure/Entry registration number				
Description and remarks							
Registered by the Customs office under number							
Paper Carnet							
				Cover	Voucher 1	Voucher 2	Return slip
Is displayed					x		x
in Box No :					21		21
				Voucher NFCU	Counterfoil 1	Counterfoil 2	
Is displayed					x		
in Box No :					2		
Properties							
Data type				Data size *	Coding		
Text				20			
Conditions							
Convention							
References (other than Annex 1)							
Authorisations							
				Write	Update	Validate	Read
International organization							x
Issuing Association							x
Guaranteeing Association							x
Holder							x
- Forwarder ¹							x
- Driver ²							x
- Consignor ¹							x
First Customs office of departure				x		x	x
Intermediate Customs office of departure				x		x	x
Customs office of entry (en route)				x		x	x
Customs office of exit (en route)							x
C. or other control authorities along the way							x
Intermediate Customs office of destination							x
Final Customs office of destination							x
- Consignee ³							
Central Customs office							x
* Size is: in characters for text, in digits for integers, in digits before / after the comma for reals.							
¹ agent on behalf of the holder							
² on behalf of the holder							
³ on behalf of the final Customs office of destination (under consideration by WP.30)							

General Information							
N°	UNTD No.		Field name				
37			Miscellaneous				
Description and remarks							
Itinerary stipulated, Customs office at which the load must be produced, etc.							
Paper Carnet							
				Cover	Voucher 1	Voucher 2	Return slip
Is displayed					x		x
in Box No :					22		22
				Voucher NFCU	Counterfoil 1	Counterfoil 2	
Is displayed					x		
in Box No :					5		
Properties							
Data type				Data size *	Coding		
Text				255			
Conditions							
Convention							
References (other than Annex 1)							
Art. 20							
Authorisations							
				Write	Update	Validate	Read
International organization							x
Issuing Association							x
Guaranteeing Association							x
Holder							x
- Forwarder ¹							x
- Driver ²							x
- Consignor ¹							
First Customs office of departure				x		x	x
Intermediate Customs office of departure				x		x	x
Customs office of entry (en route)				x		x	x
Customs office of exit (en route)							x
C. or other control authorities along the way					x	x	x
Intermediate Customs office of destination							x
Final Customs office of destination							x
- Consignee ³							
Central Customs office							x
* Size is: in characters for text, in digits for integers, in digits before / after the comma for reals.							
¹ agent on behalf of the holder							
² on behalf of the holder							
³ on behalf of the final Customs office of destination (under consideration by WP.30)							

General Information							
N°	UNTDDED No.		Field name				
40	3086		Exit/Destination Customs name				
Description and remarks							
Certificate of termination of the TIR operation (exit / destination)							
Paper Carnet							
			Cover	Voucher 1	Voucher 2	Return slip	
Is displayed						X	
in Box No :						24	
			Voucher NFCU	Counterfoil 1	Counterfoil 2		
Is displayed					X		
in Box No :					1		
Properties							
Data type			Data size *	Coding			
Text			100				
Conditions							
Convention							
References (other than Annex 1)							
Art. 10							
Authorisations							
			Write	Update	Validate	Read	
International organization						X	
Issuing Association						X	
Guaranteeing Association						X	
Holder						X	
- Forwarder ¹						X	
- Driver ²						X	
- Consignor ¹							
First Customs office of departure							
Intermediate Customs office of departure			X		X	X	
Customs office of entry (en route)						X	
Customs office of exit (en route)			X		X	X	
C. or other control authorities along the way							
Intermediate Customs office of destination			X		X	X	
Final Customs office of destination			X		X	X	
- Consignee ³							
Central Customs office						X	
* Size is: in characters for text, in digits for integers, in digits before / after the comma for reals.							
¹ agent on behalf of the holder							
² on behalf of the holder							
³ on behalf of the final Customs office of destination (under consideration by WP.30)							

General Information								
N°	UNTDDED No.		Field name					
41			Seals check (exit/desination)					
Description and remarks								
Seals or identification marks found to be intact at exit or destination								
Paper Carnet								
					Cover	Voucher 1	Voucher 2	Return slip
Is displayed								x
in Box No :								25
					Voucher NFCU	Counterfoil 1	Counterfoil 2	
Is displayed							x	
in Box No :							2	
Properties								
Data type					Data size *	Coding		
Boolean					1			
Conditions								
Convention								
References (other than Annex 1)								
Authorisations								
					Write	Update	Validate	Read
International organization								x
Issuing Association								x
Guaranteeing Association								x
Holder								x
- Forwarder ¹								x
- Driver ²								x
- Consignor ¹								
First Customs office of departure								
Intermediate Customs office of departure					x		x	x
Customs office of entry (en route)								x
Customs office of exit (en route)					x		x	x
C. or other control authorities along the way								
Intermediate Customs office of destination					x		x	x
Final Customs office of destination					x		x	x
- Consignee ³								
Central Customs office								x
* Size is: in characters for text, in digits for integers, in digits before / after the comma for reals.								
¹ agent on behalf of the holder								
² on behalf of the holder								
³ on behalf of the final Customs office of destination (under consideration by WP.30)								

General Information							
N°	UNTDDED No.		Field name				
42			Number of packages				
Description and remarks							
Number of packages with certified termination							
Paper Carnet							
				Cover	Voucher 1	Voucher 2	Return slip
Is displayed							x
in Box No :							26
				Voucher NFCU	Counterfoil 1	Counterfoil 2	
Is displayed						x	
in Box No :						3	
Properties							
Data type				Data size *	Coding		
Integer				5			
Conditions							
Convention							
References (other than Annex 1)							
Authorisations							
				Write	Update	Validate	Read
International organization							x
Issuing Association							x
Guaranteeing Association							x
Holder							x
- Forwarder ¹							x
- Driver ²							x
- Consignor ¹							
First Customs office of departure							
Intermediate Customs office of departure				x		x	x
Customs office of entry (en route)							x
Customs office of exit (en route)				x		x	x
C. or other control authorities along the way							
Intermediate Customs office of destination				x		x	x
Final Customs office of destination				x		x	x
- Consignee ³							
Central Customs office							x
* Size is: in characters for text, in digits for integers, in digits before / after the comma for reals.							
¹ agent on behalf of the holder							
² on behalf of the holder							
³ on behalf of the final Customs office of destination (under consideration by WP.30)							

General Information							
N°	UNTDDED No.		Field name				
43			Reservations				
Description and remarks							
Indication of existence of reservations							
Paper Carnet							
				Cover	Voucher 1	Voucher 2	Return slip
Is displayed							x
in Box No :							27
				Voucher NFCU	Counterfoil 1	Counterfoil 2	
Is displayed						x	
in Box No :						5	
Properties							
Data type				Data size *	Coding		
Text				255			
Conditions							
Convention							
References (other than Annex 1)							
Authorisations							
				Write	Update	Validate	Read
International organization							x
Issuing Association							x
Guaranteeing Association							x
Holder							x
- Forwarder ¹							x
- Driver ²							x
- Consignor ¹							
First Customs office of departure							
Intermediate Customs office of departure				x		x	x
Customs office of entry (en route)							x
Customs office of exit (en route)				x		x	x
C. or other control authorities along the way							
Intermediate Customs office of destination				x		x	x
Final Customs office of destination				x		x	x
- Consignee ³							
Central Customs office							x
* Size is: in characters for text, in digits for integers, in digits before / after the comma for reals.							
¹ agent on behalf of the holder							
² on behalf of the holder							
³ on behalf of the final Customs office of destination (under consideration by WP.30)							

General Information								
N°	UNTDDED No.			Field name				
45				Exit/Dest date				
Description and remarks								
Customs office date stamp (exit/desination)								
Paper Carnet								
				Cover	Voucher 1	Voucher 2	Return slip	
Is displayed							x	
in Box No :							28	
				Voucher NFCU	Counterfoil 1	Counterfoil 2		
Is displayed						x		
in Box No :						6		
Properties								
Data type				Data size *	Coding			
Date								
Conditions								
Convention								
References (other than Annex 1)								
Authorisations								
				Write	Update	Validate	Read	
International organization							x	
Issuing Association							x	
Guaranteeing Association							x	
Holder							x	
- Forwarder ¹							x	
- Driver ²							x	
- Consignor ¹								
First Customs office of departure								
Intermediate Customs office of departure				x		x	x	
Customs office of entry (en route)							x	
Customs office of exit (en route)				x		x	x	
C. or other control authorities along the way								
Intermediate Customs office of destination				x		x	x	
Final Customs office of destination				x		x	x	
- Consignee ³								
Central Customs office							x	
* Size is: in characters for text, in digits for integers, in digits before / after the comma for reals.								
¹ agent on behalf of the holder								
² on behalf of the holder								
³ on behalf of the final Customs office of destination (under consideration by WP.30)								

General Information								
N°	UNTDDED No.		Field name					
46			Load compartment(s) or container(s)					
Description and remarks								
Paper Carnet								
				Cover	Voucher 1	Voucher 2	Return slip	
Is displayed					x	x		
in Box No :					9	9		
				Voucher NFCU	Counterfoil 1	Counterfoil 2		
Is displayed				x				
in Box No :				9				
Properties								
Data type				Data size *	Coding			
Text				20				
Conditions								
Convention								
References (other than Annex 1)								
Art. 19								
Authorisations								
				Write	Update	Validate	Read	
International organization							x	
Issuing Association							x	
Guaranteeing Association							x	
Holder				x	x	x	x	
- Forwarder ¹				x	x	x	x	
- Driver ²				x	x	x	x	
- Consignor ¹				x	x	x	x	
First Customs office of departure						x	x	
Intermediate Customs office of departure						x	x	
Customs office of entry (en route)					x	x	x	
Customs office of exit (en route)					x	x	x	
C. or other control authorities along the way						x	x	
Intermediate Customs office of destination					x	x	x	
Final Customs office of destination							x	
- Consignee ³							x	
Central Customs office							x	
* Size is: in characters for text, in digits for integers, in digits before / after the comma for reals.								
¹ agent on behalf of the holder								
² on behalf of the holder								
³ on behalf of the final Customs office of destination (under consideration by WP.30)								

General Information							
N°	UNTD No.		Field name				
47			Marks and Nos. of packages of articles				
Description and remarks							
Paper Carnet							
				Cover	Voucher 1	Voucher 2	Return slip
Is displayed					x	x	
in Box No :					9	9	
				Voucher NFCU	Counterfoil 1	Counterfoil 2	
Is displayed				x			
in Box No :				9			
Properties							
Data type				Data size *	Coding		
Text				20			
Conditions							
Convention							
References (other than Annex 1)							
Art. 19							
Authorisations							
				Write	Update	Validate	Read
International organization							x
Issuing Association							x
Guaranteeing Association							x
Holder				x	x	x	x
- Forwarder ¹				x	x	x	x
- Driver ²				x	x	x	x
- Consignor ¹				x	x	x	x
First Customs office of departure							x
Intermediate Customs office of departure							x
Customs office of entry (en route)					x	x	x
Customs office of exit (en route)					x	x	x
C. or other control authorities along the way					x	x	x
Intermediate Customs office of destination					x	x	x
Final Customs office of destination							x
- Consignee ³							x
Central Customs office							x
* Size is: in characters for text, in digits for integers, in digits before / after the comma for reals.							
¹ agent on behalf of the holder							
² on behalf of the holder							
³ on behalf of the final Customs office of destination (under consideration by W P.30)							

General Information							
N°	UNTD No.		Field name				
48			Number of packages or articles				
Description and remarks							
Paper Carnet							
				Cover	Voucher 1	Voucher 2	Return slip
Is displayed					x	x	
in Box No :					10	10	
				Voucher NFCU	Counterfoil 1	Counterfoil 2	
Is displayed				x			
in Box No :				10			
Properties							
Data type				Data size *	Coding		
Integer				5			
Conditions							
Convention							
References (other than Annex 1)							
Art. 19							
Authorisations							
				Write	Update	Validate	Read
International organization							x
Issuing Association							x
Guaranteeing Association							x
Holder				x	x	x	x
- Forwarder ¹				x	x	x	x
- Driver ²				x	x	x	x
- Consignor ¹				x	x	x	x
First Customs office of departure						x	x
Intermediate Customs office of departure						x	x
Customs office of entry (en route)					x	x	x
Customs office of exit (en route)					x	x	x
C. or other control authorities along the way					x	x	x
Intermediate Customs office of destination							x
Final Customs office of destination							x
- Consignee ³							x
Central Customs office							x
* Size is: in characters for text, in digits for integers, in digits before / after the comma for reals.							
¹ agent on behalf of the holder							
² on behalf of the holder							
³ on behalf of the final Customs office of destination (under consideration by WP.30)							

General Information								
N°	UNTDDED No.			Field name				
49				Type of packages or articles				
Description and remarks								
Paper Carnet								
				Cover	Voucher 1	Voucher 2	Return slip	
Is displayed					x	x		
in Box No :					10	10		
				Voucher NFCU	Counterfoil 1	Counterfoil 2		
Is displayed				x				
in Box No :				10				
Properties								
Data type				Data size *	Coding			
Text				50	HS			
Conditions								
Convention								
References (other than Annex 1)								
Art. 19								
Authorisations								
				Write	Update	Validate	Read	
International organization							x	
Issuing Association							x	
Guaranteeing Association							x	
Holder				x	x	x	x	
- Forwarder ¹				x	x	x	x	
- Driver ²				x	x	x	x	
- Consignor ¹				x	x	x	x	
First Customs office of departure						x	x	
Intermediate Customs office of departure						x	x	
Customs office of entry (en route)					x	x	x	
Customs office of exit (en route)					x	x	x	
C. or other control authorities along the way					x	x	x	
Intermediate Customs office of destination							x	
Final Customs office of destination							x	
- Consignee ³							x	
Central Customs office							x	
* Size is: in characters for text, in digits for integers, in digits before / after the comma for reals.								
¹ agent on behalf of the holder								
² on behalf of the holder								
³ on behalf of the final Customs office of destination (under consideration by WP.30)								

General Information								
N°	UNTDDED No.		Field name					
50			Description of goods					
Description and remarks								
Paper Carnet								
					Cover	Voucher 1	Voucher 2	Return slip
Is displayed						x	x	
in Box No :						10	10	
					Voucher NFCU	Counterfoil 1	Counterfoil 2	
Is displayed					x			
in Box No :					10			
Properties								
Data type					Data size *	Coding		
Text					255	HS		
Conditions								
Convention								
References (other than Annex 1)								
Art. 19								
Authorisations								
					Write	Update	Validate	Read
International organization								x
Issuing Association								x
Guaranteeing Association								x
Holder					x	x	x	x
- Forwarder ¹					x	x	x	x
- Driver ²					x	x	x	x
- Consignor ¹					x	x	x	x
First Customs office of departure							x	x
Intermediate Customs office of departure							x	x
Customs office of entry (en route)						x	x	x
Customs office of exit (en route)						x	x	x
C. or other control authorities along the way						x	x	x
Intermediate Customs office of destination						x	x	x
Final Customs office of destination								x
- Consignee ³								x
Central Customs office								x
* Size is: in characters for text, in digits for integers, in digits before / after the comma for reals.								
¹ agent on behalf of the holder								
² on behalf of the holder								
³ on behalf of the final Customs office of destination (under consideration by WP.30)								



General Information							
N°	UNTDDED No.		Field name				
51	6292		Gross weight				
Description and remarks							
Gross weight in kg (For some goods another reporting unit is used (e.g. m3))							
Paper Carnet							
				Cover	Voucher 1	Voucher 2	Return slip
Is displayed					x	x	
in Box No :					11	11	
				Voucher NFCU	Counterfoil 1	Counterfoil 2	
Is displayed				x			
in Box No :				11			
Properties							
Data type				Data size *	Coding		
Real				10 / 3			
Conditions							
Convention							
References (other than Annex 1)							
Art. 20							
Authorisations							
				Write	Update	Validate	Read
International organization							x
Issuing Association							x
Guaranteeing Association							x
Holder				x	x	x	x
- Forwarder ¹				x	x	x	x
- Driver ²				x	x	x	x
- Consignor ¹				x	x	x	x
First Customs office of departure						x	x
Intermediate Customs office of departure						x	x
Customs office of entry (en route)					x	x	x
Customs office of exit (en route)					x	x	x
C. or other control authorities along the way					x	x	x
Intermediate Customs office of destination					x	x	x
Final Customs office of destination							x
- Consignee ³							x
Central Customs office							x
* Size is: in characters for text, in digits for integers, in digits before / after the comma for reals.							
¹ agent on behalf of the holder							
² on behalf of the holder							
³ on behalf of the final Customs office of destination (under consideration by WP.30)							







General Information							
N°	UNTDDED No.		Field name				
52			Page number				
Description and remarks							
Page number in the TIR Carnet							
Paper Carnet							
				Cover	Voucher 1	Voucher 2	Return slip
Is displayed					x	x	x
in Box No :							
				Voucher NFCU	Counterfoil 1	Counterfoil 2	
Is displayed					x	x	
in Box No :							
Properties							
Data type				Data size *	Coding		
Integer				2			
Conditions							
Convention							
References (other than Annex 1)							
Authorisations							
				Write	Update	Validate	Read
International organization				x		x	x
Issuing Association							x
Guaranteeing Association							x
Holder							x
- Forwarder ¹							x
- Driver ²							x
- Consignor ¹							x
First Customs office of departure							x
Intermediate Customs office of departure							x
Customs office of entry (en route)							x
Customs office of exit (en route)							x
C. or other control authorities along the way							x
Intermediate Customs office of destination							x
Final Customs office of destination							x
- Consignee ³							x
Central Customs office							x
* Size is: in characters for text, in digits for integers, in digits before / after the comma for reals.							
¹ agent on behalf of the holder							
² on behalf of the holder							
³ on behalf of the final Customs office of destination (under consideration by WP.30)							








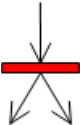
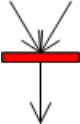
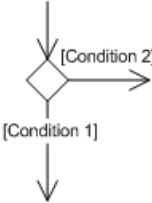
Annex IV

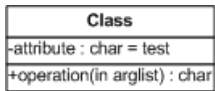



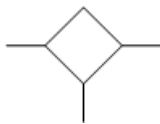




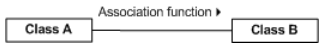
UML

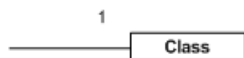


UML symbols glossary


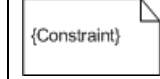

Package diagram	
Package	
Dependency	

Use case diagram	
System	
Use case	
Actor	
Communication	
Uses	
Comment	

Activity diagram	
Swimlane	
Action state	
State	
Initial state	
Final state	
Control flow	
Object flow	
Transition (fork)	
Transition (join)	
Decision	

Class diagram	
Class	
Object	
Association	
Association class	
N-ary association	
Generalization	
Composition	
Aggregation	
Association roles	
Association function and reading direction	

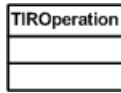
Multiplicities (cardinalities)	
Exactly one	
Many (zero or more)	
Optional	

General symbols	
Interface	
Constraint	
Comment	

Elaboration of a class diagram – TIR Operation example

On the basis of the requirements contained in Annex 1 of the Reference Model, we will construct the part of the class diagram depicting the TIR operation.

First, we draw the class:

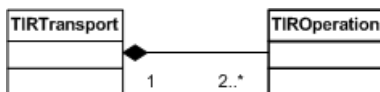


In the list of Requirements, only two requirements deal with the TIR operation:

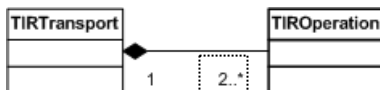
Req.10 A TIR transport is composed of TIR operations. The number of TIR operations within a TIR transport is at the moment limited to 10 with the current paper system and has a minimum of 2 (these limitations should be extensible; therefore a two to many is more advisable). A TIR operation is part of one and only one TIR transport.

Req.13 The TIR operation is started at one and only one Customs office and terminated at one and only one Customs office. A Customs office can start and terminate any number of TIR operations.

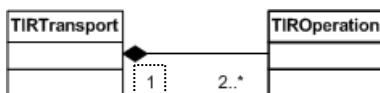
Requirement 10 first stipulates that *a TIR transport is composed of TIR operations*. UML uses a line terminated by a black diamond to indicate the composition (◆—):



It also states that the number of TIR operations within a TIR transport is at the moment limited to 10 with the current paper system and has a minimum of 2 (these limitations should be extensible; therefore a two to many is more advisable). This is translated in UML by indicating on the TIR operation side of the line “2..*” (multiplicity). The multiplicity indicates the number of objects participating in the relationship:



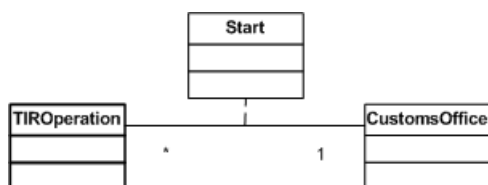
Finally, requirement 10 says that *a TIR operation is part of one and only one TIR transport*. This is translated by writing “1” on the TIR transport side of the relationship:



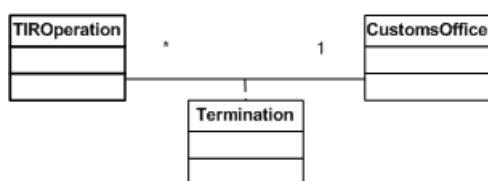
Requirement 13 contains information about two relationships between the classes *TIR Operation* and *Customs Office*. First, we will identify the two relationships, which are called “associations”. Requirement 13 stipulates that *the TIR operation is started at ... Customs office.... Start* is therefore the first association between the classes *TIR Operation* and *Customs Office*:



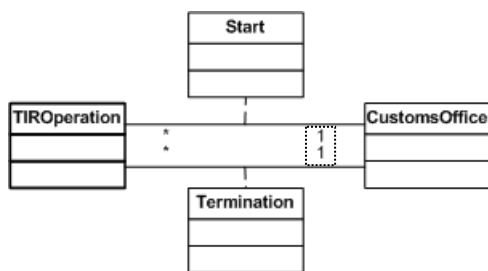
In case the association itself contains information, UML uses a different symbol called “association class”. This is the case for the *Start* association which contains information, such as the starting date of the TIR operation:



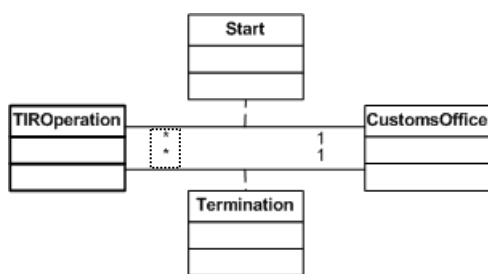
The second association, *Termination*, can be identified in Requirement 13: *the TIR operation is... and terminated at ... Customs office*. Following the logic of the previous association, the association is depicted as an association class:



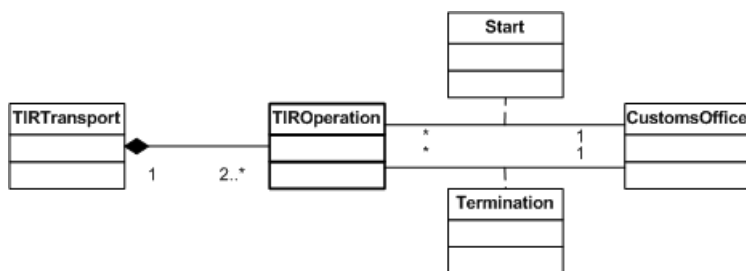
The multiplicities of these two associations are identical. The words *one and only one* indicate that a TIR operation has to start at a Customs office and can not start at more than one. This is translated in UML by inserting “1” on the *Customs Office* side of the association:



In addition, *a Customs office can start and terminate any number of TIR operations*. This is translated in UML by inserting “*” (meaning from zero to any number) on the *TIR operation* side of the association:



Finally, in order to get the full picture of all relationships involving the *TIR operation* class, the sub part of the high level class diagram can be drawn:



When looking at the complete high level diagram, one should not forget the fact that, although all relationships are depicted in one, single diagram, this does not change the way in which each single relationship should be read.

Annex V

UMM/UML glossary

<i>Term</i>	<i>Definition</i>	<i>Source</i>
abstract class	A class that cannot be directly instantiated.	<i>Unified Modelling User Guide</i>
abstraction	The essential characteristics of an entity that distinguish it from all other kinds of entities. An abstraction defines a boundary relative to the perspective of the viewer.	<i>Unified Modelling User Guide</i>
activity diagram	Shows behaviour with control structure. Can show many objects over many uses, many objects in single use case, or implementation of method. Encourages parallel behaviour.	<i>UML Distilled</i>
actor	Someone or something, outside the system or business that interacts with the system or business.	<i>Rational Unified Process</i>
aggregation	A special form of association that specifies a whole-part relationship between the aggregate (the whole) and a component (the part).	<i>Unified Modelling User Guide</i>
analysis classes	An abstraction of a role played by a design element in the system, typically within the context of a <i>use-case realization</i> . Analysis classes may provide an abstraction for several role, representing the common behaviour of those roles. Analysis classes typically evolve into one or more design elements (e.g. design classes and/or capsules, or design subsystems).	<i>Rational Unified Process</i>
analysis	The part of the software development process whose primary purpose is to formulate a model of the problem <i>domain</i> . Analysis focuses on what to do, design focuses on how to do it. See <i>design</i> .	<i>Rational Unified Process</i>
API	Application Protocol Interface.	
architecture	The organizational structure of a system. An architecture can be recursively decomposed into parts that interact through interfaces, relationships that connect parts, and constraints for assembling parts. Parts that interact through interfaces include <i>classes</i> , <i>components</i> and <i>subsystems</i> .	<i>Rational Unified Process</i>
artifact	(1) A piece of information that (1) is produced, modified, or used by a process, (2) defines an area of responsibility, and (3) is subject to version control. An artefact can be a <i>model</i> , a <i>model element</i> , or a <i>document</i> . A document can enclose other documents.	<i>Rational Unified Process</i>
association	A structural relationship that describes a set of links, in which a link is a connection among objects; the semantic relationship between two or more classifiers that involves the connections among their instances.	<i>Unified Modelling User Guide</i>
attributes	An attribute defined by a <i>class</i> represents a named property of the class or its objects. An attribute has a <i>type</i> that defines the type of its instances.	<i>Rational Unified Process</i>
binary association	An association between two classes.	<i>Unified Modelling User Guide</i>

<i>Term</i>	<i>Definition</i>	<i>Source</i>
BPAWG	UN/CEFACT Business Process Analysis Working Group. Responsible for analysing and understanding the key elements of international transactions and working for the elimination of constraints.	<i>UN/CEFACT</i>
Boolean	An enumeration whose values are true and false.	<i>Unified Modelling User Guide</i>
business domain model	The first stage in UN/CEFACT unified process.	<i>UMM</i>
business entity class	Group of Items which are structured in the same way: that serves the fundamental missions of the company, that has legal and/or commercial basis, which may participate in exchanges with partners, which will be implemented into objects (object technology) through a modelling process. For example: order is a business entity class.	<i>UMM</i>
business entity	Something that is accessed, inspected, manipulated, produced, and son on in the business.	<i>UMM</i>
business expert	A person who is knowledgeable about the business area being modelled.	<i>UMM</i>
Business Operational View (BOV)	A perspective of business transactions limited to those aspects regarding the making of business decisions and commitments among organizations, which are needed for the description of a business transaction.	<i>(Open-edition Reference Model - ISO/IEC 14662).</i>
business process	The means by which one or more activities are accomplished in operating business practices.	<i>UMM</i>
business rule	Rules, regulations and practices for business.	<i>UMM</i>
business	a series of processes, each having a clearly understood purpose, involving more than one organization, realized through the exchange of information and directed towards some mutually agreed upon goal, extending over a period of time.	<i>(Open-edition Reference Model - ISO/IEC 14662). (MoU)</i>
cardinality	The number of elements in a set.	<i>Unified Modelling User Guide</i>
class	A description of a set of objects that share the same <i>attributes, operations, methods, relationships</i> , and semantics. A class may use a set of interfaces to specify collections of operations it provides to its environment. See: <i>interface</i> .	<i>Rational Unified Process</i>
class diagram	shows static structure of concepts, types, and classes. Concepts show how users think about the world; types show interfaces of software components; classes show implementation of software components. (UML Distilled) A diagram that shows a collection of declarative (static) <i>model elements</i> , such as <i>classes, types</i> , and their contents and <i>relationships</i> . (Rational Unified Process).	<i>UML Distilled/ Rational Unified Process</i>
collaboration	(1) A collaboration diagram describes a pattern of interaction among	<i>Rational Unified</i>

<i>Term</i>	<i>Definition</i>	<i>Source</i>
diagram	objects; it shows the objects participating in the interaction by their links to each other and the <i>messages</i> they send to each other. Unlike a sequence diagram, a collaboration diagram shows the relationships among the instances. Sequence diagrams and collaboration diagrams express similar information, but show it in different ways. See: <i>sequence diagram</i> .	<i>Process</i>
component	A physical, replaceable part of a system that packages implementation and conforms to and provides the realization of a set of interfaces. A component represents a physical piece of implementation of a system, including software code (source, binary or executable) or equivalents such as scripts or command files.	<i>Rational Unified Process</i>
component diagram	A diagram that shows the organizations and dependencies among <i>components</i> .	<i>Rational Unified Process</i>
component interface	A named set of operations that characterize the behaviour of a component.	<i>OMG</i>
composition	A form of aggregation with strong ownership and coincident lifetime of the parts by the whole; parts with nonfixed multiplicity may be created after composite itself, but once created they live and die with it; such parts can also be explicitly removed before the death of a composite.	<i>Unified Modelling User Guide</i>
constraint	A semantic condition or restriction. Certain constraints are predefined in the UML, others may be user defined. Constraints are one of three extensibility mechanisms in UML. See: <i>tagged value</i> , <i>stereotype</i> .	<i>Rational Unified Process</i>
construction	The third phase of the software development life cycle, in which the software is brought from an executable architectural baseline to the point at which it is ready to be transitioned to the user community.	<i>Unified Modelling User Guide</i>
control classes	A class used to model behaviour specific to one, or a several use cases.	<i>Rational Unified Process</i>
datatype	A descriptor of a set of values that lack identity and whose operations do not have side effects. Data types include primitive pre-defined types and user-definable types. Pre-defined types include numbers, string and time. User-definable types include enumerations.	<i>Rational Unified Process</i>
delegation	The ability of an object to issue a message to another object in response to a message.	<i>Unified Modelling User Guide</i>
deliverables	An output from a process that has a value, material or otherwise, to a customer or other stakeholder.	<i>Rational Unified Process</i>
dependency	A semantic relationship between two things in which a change to one thing (the independent thing) may affect the semantics of the other thing (the dependent thing).	<i>Unified Modelling User Guide</i>
deployment diagram	A diagram that shows the configuration of run-time processing nodes and the <i>components</i> , <i>processes</i> , and <i>objects</i> that live on them. Components represent run-time manifestations of code units. See: <i>component diagram</i> .	<i>Rational Unified Process</i>
design	The part of the software development process whose primary purpose is to decide how the system will be implemented. During design, strategic and tactical decisions are made to meet the required functional and quality <i>requirements</i> of a system. See <i>analysis</i> .	<i>Rational Unified Process</i>
design patterns	A specific solution to a particular problem in software design. Design patterns capture solutions that have developed and evolved over time,	<i>Rational Unified</i>

<i>Term</i>	<i>Definition</i>	<i>Source</i>
	expressed in a succinct and easily applied form.	<i>Process</i>
design view	The view of a system's architecture that encompasses the classes, interfaces and collaborations that form the vocabulary of the problem and its solution; a design view addresses the functional requirements of a system.	<i>Unified Modelling User Guide</i>
diagram	A graphical depiction of all or part of a <i>model</i> .	<i>Rational Unified Process</i>
Document type definition	See DTD.	
domain	An area of knowledge or activity characterized by a family of related systems. An area of knowledge or activity characterized by a set of concepts and terminology understood by practitioners in that area.	<i>Rational Unified Process</i>
DTD	Document Type Definition.	
EDI message	An approved, published, and maintained formal description of how to structure the data required to perform a specific business function, in such a way as to allow for the transfer and handling of this data by electronic means.	<i>(MoU)</i>
EDIFACT messages	A electronic message formats based on UN/EDIFACT standard set developed and maintained by the UN/EDIFACT Working Group which are in UN/TDID directories.	<i>UN/CEFACT</i>
edifact working group	To develop and maintain UN/EDIFACT, the support of harmonised implementations and the use of multi-lingual terminology.	
elaboration phase	The second <i>phase</i> of the process where the product <i>vision</i> and its <i>architecture</i> are defined.	<i>Rational Unified Process</i>
electronic business	a generic term covering information definition and exchange requirements within and between enterprises, including customers.	<i>(MoU)</i>
electronic commerce	Electronic Commerce is doing business electronically. This includes the sharing of standardised unstructured or structured business information by any electronic means (such as electronic mail or messaging, World Wide Web technology, electronic bulletin boards, smart cards, electronic funds transfers, electronic data interchange, and automatic data capture technology) among suppliers, customers, governmental bodies and other partners in order to conduct and execute transactions in business, administrative and consumer activities.	<i>UN/CEFACT SIMAC</i>
Electronic Data Interchange (EDI)	The automated exchange of any predefined and structured data for business among information systems of two or more organizations.	<i>(Open-edi Reference Model Standard - ISO/IEC 14662). (MoU)</i>
entity classes	A class used to model information that has been stored by the system, and the associated behaviour. A generic class, reused in many use cases, often with persistent characteristics. An entity class defines a set of entity objects, which participate in several use cases and typically survive those use cases.	<i>Rational Unified Process</i>
enumerations	A list of named values used as the range of a particular attribute type. For example, RGBColor = {red, green, blue}. Boolean is a predefined	<i>Rational Unified</i>

<i>Term</i>	<i>Definition</i>	<i>Source</i>
	enumeration with values from the set {false, true}.	<i>Process</i>
EWG	UN/EDIFACT Working Group. To develop and maintain UN/EDIFACT, the support of harmonised implementations and the use of multi-lingual terminology.	
eXtensible Markup Language	See XML.	
Functional Service View (FSV)	A perspective of business transactions limited to those information technology interoperability aspects of IT Systems needed to support the execution of Open-edi transactions.	<i>(MoU)</i>
generalization	A taxonomic relationship between a more general element and a more specific element. The more specific element is fully consistent with the more general element and contains additional information. An instance of the more specific element may be used where the more general element is allowed. See: <i>inheritance</i> .	<i>Rational Unified Process</i>
implementation	A concrete realization of the contract declared by an interface; a definition of how something is constructed or computed.	
inception phase	The first <i>phase</i> of the Unified Process, in which the seed idea, request for proposal, for the previous generation is brought to the point of being (at least internally) funded to enter the <i>elaboration</i> phase.	<i>Rational Unified Process</i>
inheritance	The mechanism by which more specific elements incorporate structure and behaviour of more general elements related by behaviour. See <i>generalization</i> .	<i>Rational Unified Process</i>
instance	An individual entity satisfying the description of a <i>class</i> or <i>type</i> .	<i>Rational Unified Process</i>
interaction diagram	A diagram that shows an interaction, consisting of a set of objects and their relationships, including the messages that may be dispatched among them; interaction diagrams address the dynamic view of a system; a generic term that applies to several types of diagrams that emphasize object interactions, including collaboration diagrams, sequence diagrams and activity diagrams.	<i>Unified Modelling User Guide</i>
interface	A collection of <i>operations</i> that are used to specify a service of a <i>class</i> or a <i>component</i> . A named set of operations that characterize the behaviour of an element.	<i>Rational Unified Process</i>
ISO	The International Organization for Standardization.	
Messages	A specification of the conveyance of information from one instance to another, with the expectation that activity will ensue. A message may specify the raising of a signal or the call of an operation.	<i>Rational Unified Process</i>
messaging protocols	See Messages and Protocol.	
Metaclass	A class whose instances are classes. Metaclasses are typically used to construct <i>metamodels</i> .	
Metamodel	A model that defines the language for expressing a <i>model</i> .	<i>Rational Unified Process</i>
metaobjects	A generic term for all metaentities in a metamodeling language. For example, metatypes, metaclasses, metaattributes, and metaassociations.	<i>Rational Unified Process</i>

<i>Term</i>	<i>Definition</i>	<i>Source</i>
method	(1) A regular and systematic way of accomplishing something; the detailed, logically ordered plans or procedures followed to accomplish a task or attain a goal. (2) UML 1.1: The implementation of an operation, the algorithm or procedure that effects the results of an operation. The implementation of an operation. It specifies the algorithm or procedure associated with an operation.	<i>Rational Unified Process</i>
methodology	the science of method. A body of methods used in a particular branch of activity.	<i>COD</i>
model	A semantically closed abstraction of a system. In the Unified Process, a complete description of a system from a particular perspective ('complete' meaning you don't need any additional information to understand the system from that perspective); a set of model elements. Two models cannot overlap. A semantically closed abstraction of a subject system. See: <i>system</i> . Usage note: In the context of the MOF specification, which describes a <i>meta-metamodel</i> , for brevity the meta-metamodel is frequently referred to as simply the model.	<i>Rational Unified Process</i>
modelling tools	any device or implement used to carry out modeling whether manually or by a machine.	<i>COD</i>
naming	to give a string used to identify a <i>model element</i> .	<i>Rational Unified Process</i>
n-ary association	An association among three or more classes.	<i>Unified Modelling User Guide</i>
note	One of model elements which is a figure symbol to express an element in a diagram.	<i>UML Toolkit</i>
object diagram	A diagram that encompasses <i>objects</i> and their relationships at a point in time. An object diagram may be considered a special case of a class diagram or a collaboration diagram. See: <i>class diagram</i> , <i>collaboration diagram</i> .	<i>Rational Unified Process</i>
Object Oriented Approach	The development of classes of business objects may support and have an impact on the developments in the area of simplification of EDI and its standards. A business object is a true representation of a tangible concept stemming from real business usage.	
objects	An entity with a well-defined boundary and identity that encapsulates <i>state</i> and <i>behaviour</i> . State is represented by <i>attributes</i> and <i>relationships</i> , behavior is represented by <i>operations</i> , <i>methods</i> , and <i>state machines</i> . An object is an instance of a class. See: <i>class</i> , <i>instance</i> .	<i>Rational Unified Process</i>
OCL	Object Constraints Language; a formal language used to express side effect-free constraints.	<i>Unified Modelling User Guide</i>
OO-edi	Object Oriented edi.	
Open-edi	electronic data interchange among multiple autonomous organizations to accomplish an explicit shared business goal according to Open-edi standards (i.e. that complies with the Open-edi Reference Model Standard -	<i>(MoU)</i>

<i>Term</i>	<i>Definition</i>	<i>Source</i>
	ISO/IEC 14662).	
operation signature	See Operation and Signature.	
operation	A service that can be requested from an object to effect behaviour. An operation has a <i>signature</i> , which may restrict the actual parameters that are possible.	<i>Rational Unified Process</i>
package	A general purpose mechanism for organizing elements into groups. Packages may be nested within other packages.	<i>Rational Unified Process</i>
package diagram	shows groups of classes and dependencies among them.	<i>UML Distilled</i>
parameter	The specification of a variable that can be changed, passed, or returned.	<i>Unified Modelling User Guide</i>
patterns	offers useful bits of analysis, design, and coding techniques. Good examples to learn from; starting point for designs.	<i>UML Distilled</i>
phases	The time between two major project milestones, during which a well-defined set of objectives is met, artefacts are completed, and decisions are made to move or not move into the next phase.	<i>Rational Unified Process</i>
process view	The view of a system's architecture that encompasses the threads and processes that form the system's concurrency and synchronization mechanisms; a process view addresses the performance, scalability and throughput of the system.	<i>Unified Modelling User Guide</i>
projects	a plan; a scheme. A planned undertaking. A long-term task undertaken by a student to be submitted for assessment.	<i>COD</i>
protocol	A specification of a compatible set of messages used to communicate between <i>capsules</i> . The protocol defines a set of incoming and outgoing messages types (e.g. operations, signals), and optionally a set of sequence diagrams which define the required ordering of messages and a state machine which specifies the abstract behaviour that the participants in a protocol must provide.	<i>Rational Unified Process</i>
prototype	A release that is not necessarily subject to <i>change management</i> and <i>configuration control</i> .	<i>Rational Unified Process</i>
register	an official list in which items are recorded for reference (list of elementary data in which the meaning –i.e. semantics- of these data is defined).	
Registry	a place where registers are kept.	
Relationship	A semantic connection among model elements. Examples of relationships include <i>associations</i> and <i>generalizations</i> .	<i>Rational Unified Process</i>
repository	Electronic store of structured information (such as EDIFACT messages, X12 messages, XML messages).	
requirement	A desired feature, property or behaviour of a system.	<i>Unified Modelling User Guide</i>
re-use	Further use or repeated use of an <i>artefact</i> .	<i>Rational Unified Process</i>

<i>Term</i>	<i>Definition</i>	<i>Source</i>
scenario	A formal specification of a class of business activities having the same business goal.	(ISO 19735 part I)
schema	In the context of the MOF (Metadata Object Facility), a schema is analogous to a <i>package</i> which is a container of <i>model elements</i> . Schema corresponds to an MOF package. Contrast: <i>metamodel</i> , package corresponds to an MOF package.	Rational Unified Process
scope	the extent to which it is possible to range; the opportunity for action etc.	COD
semantics	relating to meaning in language; relating to the connotations of words.	COD
sequence diagram	A diagram that shows object interactions arranged in time sequence. In particular, it shows the objects participating in the interaction and the sequence of messages exchanged. Unlike a collaboration diagram, a sequence diagram includes time sequences but does not include object relationships. A sequence diagram can exist in a generic form (describes all possible <i>scenarios</i>) and in an instance form (describes one actual scenario). Sequence diagrams and collaboration diagrams express similar information, but show it in different ways. See: <i>collaboration diagram</i> .	Rational Unified Process
signature	The name and parameters of a behavioural feature. A signature may include an optional returned parameter.	Rational Unified Process
Simpl-EDI	Subsets of UN/EDIFACT messages especially designed for SMEs. Simpl-EDI (Simple Electronic Business) defines simplest processes and their required core data allowing the exchange of the minimum data to effect a business transaction electronically.	UN/CEFACT SIMAC
software developer	A person responsible for developing a software in accordance with project-adopted standards and procedures. This can include performing activities in any of the <i>requirements, analysis & design, implementation, and test</i> workflows.	Rational Unified Process
software solution	the act or a means of solving a problem or difficulty using a software.	COD
specification	A declarative description of what something is or does. Contrast: <i>implementation</i> .	Rational Unified Process
stakeholder	An individual who is materially affected by the outcome of the system.	Rational Unified Process
state diagram	shows how single object behaves across many use cases.	UML Distilled
state machine	A state machine specifies the behaviour of a <i>model element</i> , defining its response to events and the life cycle of the object. A behaviour that specifies the sequences of <i>states</i> that an object or an interaction goes through during its life in response to events, together with its responses and actions.	Rational Unified Process
statechart (state machine) diagram	A diagram that shows a state machine. See: <i>state machine</i> .	Rational Unified Process
states	A condition or situation during the life of an object during which it satisfies some condition, performs some activity, or waits for some event. Contrast: state [OMA].	Rational Unified Process

<i>Term</i>	<i>Definition</i>	<i>Source</i>
stereotype	A new type of modelling element that extends the semantics of the metamodel. Stereotypes must be based on certain existing types or classes in the metamodel. Stereotypes may extend the semantics, but not the structure of pre-existing types and classes. Certain stereotypes are predefined in the UML, others may be user defined. Stereotypes are one of three extensibility mechanisms in UML. See: constraint, tagged value.	<i>OMG</i>
sub-domain	An lower area of knowledge or activity characterized by a family of related systems contained by a domain.	
swimlane	A partition on an interaction diagram for organizing responsibilities for actions.	<i>Unified Modelling User Guide</i>
syntax rules	rules governing the structure of an interchange and its functional groups, messages, segments and data elements.	<i>(ISO 9735)</i>
system	As an instance, an executable configuration of a software application or software application family; the execution is done on a hardware platform. As a class, a particular software application or software application family that can be configured and installed on a hardware platform. In a general sense, an arbitrary system instance. 1. A collection of connected units that are organized to accomplish a specific purpose. A system can be described by one or more models, possibly from different viewpoints. Synonym: physical system. 2. A top-level subsystem.	<i>Rational Unified Process</i>
templates	A pre-defined structure for an <i>artefact</i> . Synonym: <i>parameterized element</i> .	<i>Rational Unified Process</i>
test	A <i>core process workflow</i> in the software-engineering process whose purpose is to integrate and test the system.	<i>Rational Unified Process</i>
TMWG	UN/CEFACT Techniques and Methodologies Group. To research and identify techniques and methodologies which could be utilised by CEFACT and its working groups to enhance the process by which its deliverables are produced and integrated.	
traceability	The ability to trace a project element to other related project elements, especially those related to <i>requirements</i> .	<i>Rational Unified Process</i>
transition phase	The fourth <i>phase</i> of the process in which the software is turned over to the user community; a relationship between two states indicating that an object in the first state will perform certain actions and enter the second state when a specified event occurs and conditions are satisfied.	<i>Unified Modelling User Guide</i>
type	Description of a set of entities which share common characteristics, relations, attributes, and semantics. A stereotype of class that is used to specify a domain of instances (objects) together with the operations applicable to the objects. A type may not contain any methods. See: <i>class</i> , <i>instance</i> . Contrast: <i>interface</i> .	<i>Rational Unified Process</i>
UML	See Unified Modelling Language.	
UN/EDIFACT	(United Nations Electronic Data Interchange for Administration, Commerce and transport): "User application protocol, for use within user application systems for data to be interchanged, compatible with the OSI model."	<i>(UN/EDIFACT syntax implementation guidelines,</i>

<i>Term</i>	<i>Definition</i>	<i>Source</i>
		<i>UNTDID 1990). (MoU)</i>
Unified Modeling Language (UML)	a set of diagrams that communicate requirements regarding a business process.	
use case	The specification of a sequence of actions, including variants, that a system (or other entity) can perform, interacting with <i>actors</i> of the system. See: <i>use-case instances</i> . A use-case class contains all main, alternate flows of events related to producing the 'observable result of value'. Technically, a use-case is a class whose instances are <i>scenarios</i> .	<i>Rational Unified Process</i>
use-case analysis	The part of the software development process using use case methodology whose primary purpose is to formulate a model of the problem <i>domain</i> . Analysis focuses on what to do, design focuses on how to do it.	
use-case diagram	A diagram that shows the relationships among <i>actors</i> and <i>use cases</i> within a system.	<i>Rational Unified Process</i>
use-case instance	A sequence of actions performed by a system that yields an observable result of value to a particular actor.	<i>Rational Unified Process</i>
use-case model	A model that describes a system's functional <i>requirements</i> in terms of <i>use cases</i> .	
use-case realization	A use-case realization describes how a particular use case is realized within the <i>design model</i> , in terms of collaborating objects.	<i>Rational Unified Process</i>
use-case view	An <i>architectural view</i> that describes how critical use cases are performed in the system, focusing mostly on architecturally significant components (objects, tasks, nodes). In the Unified Process, it is a view of the <i>use-case model</i> .	<i>Rational Unified Process</i>
view elements	A view element is a textual and/or graphical projection of a collection of <i>model elements</i> .	<i>Rational Unified Process</i>
view	A simplified description (an abstraction) of a model, which is seen from a given perspective or vantage point and omits entities that are not relevant to this perspective. See also <i>architectural view</i> .	<i>Rational Unified Process</i>
workflow	A sequence of activities in the Rational Unified Modelling Methodology.	
XML (eXtensible Markup Language)	XML is designed to enable the exchange of information (data) between different applications and data sources on the World Wide Web. XML is a simplified subset of the Standard Generalized Markup Language (SGML). XML allows construction of structured data (trees) which rely on composition relationships. XML schemas are used to define data models.	<i>UN/CEFACT SIMAC</i>

Annex VI

eTIR declaration mechanism

Chapter 2.1.2.4.2, stipulates “that the holder submits the declaration by electronic means to the Customs office of departure, making reference to a guarantee issued by a guarantee chain, using authentication mechanisms. The declaration shall be submitted prior to the presentation of the goods at the Customs office of departure. Customs authorities shall, if satisfied, validate and accept the declaration and transmit it to the eTIR international system. The eTIR international system forwards this information to the following Customs authorities involved in the transport.”^{19/}

The declaration mechanism envisages that the holder sends his advance cargo information^{20/} only to the Customs office of departure of the TIR transport. The Customs office of departure uses this information when the holder lodges his Customs declaration. The holder actually lodges the Customs declaration by presenting Customs with the reference to the guarantee which he has obtained from the guarantee chain and which he has included in the advance cargo information. The Customs office of departure after having accepted the Customs declaration, registers the information contained in the declaration together with other TIR transport information (e.g. the information on seals) as advance cargo information in the eTIR international system. The eTIR international system forwards the advance cargo information to all Customs authorities declared by the holder as part of his itinerary. This mechanism is devised to facilitate the submission procedure by the holder, without further complicating the procedure for Customs authorities that would in any case have to exchange information concerning TIR transports. This mechanism is similar to the current paper based procedure, where the TIR Carnet becomes a Customs document from the moment the first Customs office of departure stamps each and every page of the TIR carnet. The difference lies in the transportation of the information, which is performed by the truck driver today and will be performed by the eTIR international system tomorrow.

The fact that the holder is obliged to provide Customs with advance cargo information does not relieve him from his responsibility to lodge his declaration by presenting himself, together with the goods vehicle and the reference to the guarantee, in accordance with Article 21 of the TIR Convention. It is then the responsibility of Customs to accept the declaration.

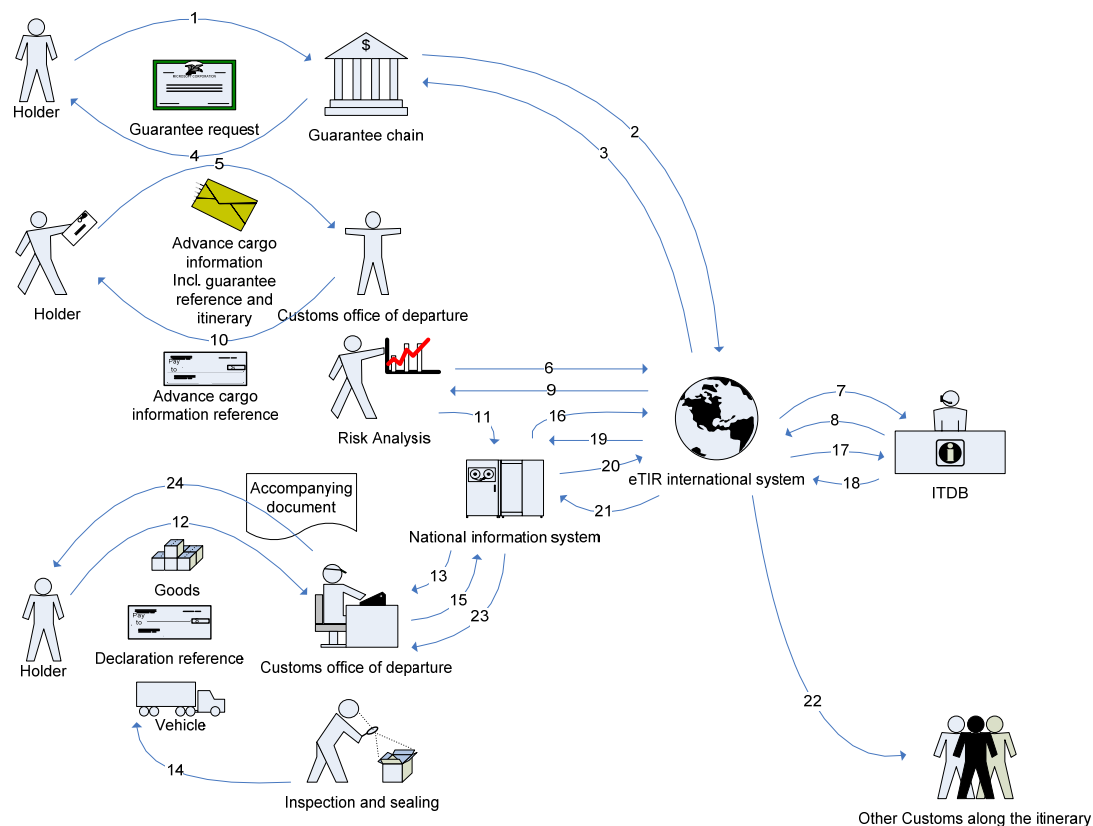
1. The eTIR declaration at the first Customs office of departure

Figure 1 describes all steps related to the declaration submission process at the first Customs office of departure. Steps are numbered and described in the text following the figure.

^{19/} The eTIR system maintains the principle that a TIR transport consists of a set of TIR operations. See Annex 1 of the eTIR Reference Model, Requirement 10.

^{20/} The holder, at any time, can verify the integrity of the advance cargo information by means of a ‘key’ which has been generated on the basis of these data.

Figure VI.1
Declaration at the first Customs office of departure



1. The holder requests a guarantee from the guarantee chain;
2. The guarantee chain accepts the request and registers the guarantee with the eTIR international system;
3. The eTIR international system acknowledges registration of the guarantee;
4. The guarantee chain provides the holder with a unique reference to the guarantee;
5. After having generated the “key” to ensure the integrity of the advance cargo information, the holder sends the advance cargo information to the Customs office of departure or to a central Customs system in the country of departure, using a national declaration mechanism (outside scope of the eTIR project);^{21/}
6. As part of their risk analysis, Customs authorities check the validity of the guarantee in the eTIR international system;
7. The eTIR international system queries the ITDB to check that the holder is authorized;
8. The ITDB provides information on the holder to the eTIR international system;
9. The eTIR international system provides the information on holder and guarantee to Customs;

^{21/} A standardized set of data, constituting the advance cargo information, will be defined as part of the eTIR Project.

10. Customs confirm the reception and the validity of the advance cargo information to the holder and provide him with a unique reference;
11. Customs store the advance cargo information in their internal system, possibly together with the results of their risk assessment;
12. The holder presents the vehicle, the goods and the reference to the guarantee (or the reference provided by Customs) to the Customs office of departure to lodge the declaration;
13. The Customs office of departure retrieves from the national Customs system the data contained in the advance cargo information message to become the Customs declaration, allowing the holder to verify the integrity of the data by comparing the “key” of the declaration with the one originally generated. Then, Customs check the vehicle and goods against the Customs declaration in accordance with the appropriate risk assessment information;
14. The Customs office of departure inspects and seals the vehicle;
15. The results of the checks and the seals numbers are stored in the Customs system;
16. The Customs office of departure (national system) informs the eTIR international system that it accepts the guarantee;
17. The eTIR international system queries the ITDB on the status^{22/} of the holder to whom the guarantee has been issued;
18. The ITDB returns the status of the holder to the eTIR international system;
19. The eTIR international system confirms the acceptance of the guarantee to the national Customs system;
20. After having accepted the declaration, the national system forwards the relevant TIR transport data (Customs declaration and the seals numbers) to the eTIR international system by means of the “Record Consignment” message;^{23/}
21. The eTIR international system confirms the reception of the information;
22. The eTIR international system provides all Customs administrations involved in the TIR transport with the TIR transport information. This information, exchanged in a Customs secure environment, will serve as the advance cargo information for the subsequent Customs authorities;
23. The Customs officer sees the results on his/her screen and prints the accompanying document;
24. The Customs officer hands out the paper accompanying document to the holder.

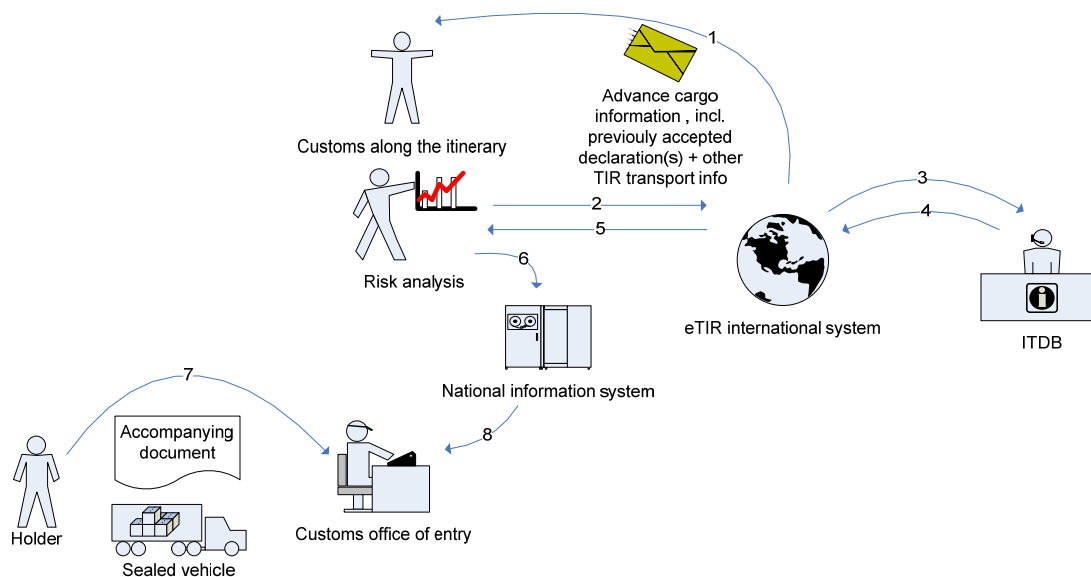
2. The eTIR declaration at the Customs office of entry

Figure 2 describes all steps related to the declaration submission process at the Customs office of entry. Steps are numbered and described in the text following the figure.

^{22/} The status of the holder refers to his status as contained in the ITDB, i.e. authorized, withdrawn, excluded (art. 38), end of activity.

^{23/} Customs perform other activities in line with national or international requirements, such as sending a “Start TIR operation” message (which triggers a checking of the guarantee before the TIR operation can be started). However, as this is not part of the declaration submission mechanism but rather follows the acceptance of the declaration by Customs, it is not further described in this document.

Figure VI.2

Declaration at the Customs office of entry

1. Customs authorities along the itinerary receive the advance cargo information from the eTIR international system, indicating that a holder is performing a TIR transport which will enter their territory (see step 22 of the Customs office of departure; such information might be just a message, inviting Customs to query the eTIR international system or the TIR transport information);

2. As part of their risk analysis, Customs authorities check the validity of the guarantee with the eTIR international system;

3. The eTIR international system queries the ITDB to check that the holder is authorized;

4. The ITDB provides information on the holder to the eTIR international system;

5. The eTIR international system provides the information on holder and guarantee to Customs;

6. Customs store the advance cargo information in their national system, possibly together with the results of their risk assessment;

7. The holder presents the sealed vehicle (containing the goods) together with the accompanying document and the guarantee reference at the Customs office of entry en route;

8. The Customs office of entry en route retrieves from the national Customs system the data contained in the advance cargo information message to become the Customs declaration, allowing the holder to verify the integrity of the data by comparing the "key" of the declaration with the one originally generated.^{24/}

^{24/} After accepting the declaration, Customs perform other activities in line with national or international requirements, such as sending a "Start TIR operation" message (which triggers a checking of the guarantee before the TIR operation can be started). However, as this is not part of the declaration submission mechanism but rather follows the acceptance of the declaration by Customs, it is not further described in this document.

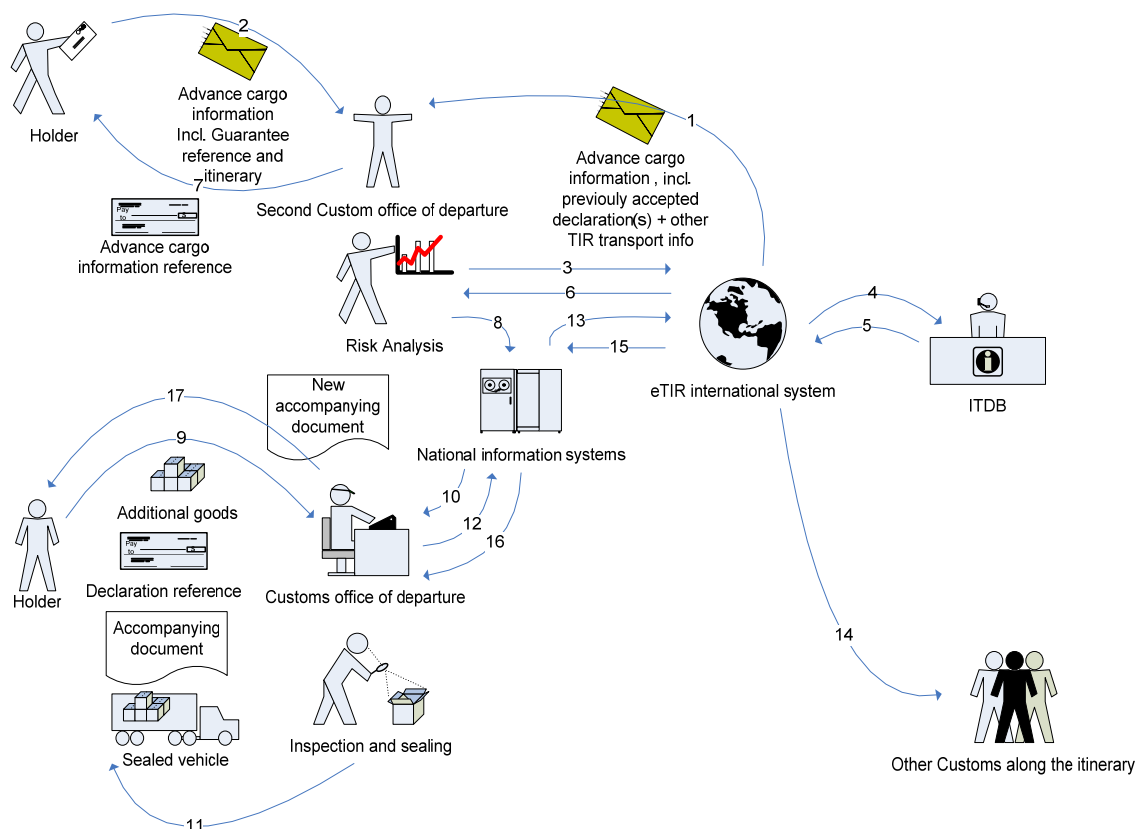
12. In case the geographical distance between the Customs office of departure and the Customs office of entry en route is too close to meet deadlines ^{25/} for the submission of advance cargo information, Customs authorities at the Customs office of entry en route should accept the advance cargo information forwarded through the eTIR international system. In a computerized environment, even short time lags are sufficient to perform automatic risk assessment and should allow for adequate channelling of the holder upon his arrival at the border. This does not release the holder from his obligation to submit advance cargo information to any Customs authorities when specific national legislation requires him to do so.

3. The eTIR declaration at the following Customs offices of departure

Figure 3 describes all steps related to of the declaration submission process at a Customs office of departure, other than the first Customs office of departure, in case of multiple loading places. Steps are numbered and described in the text following the figure.

Figure VI.3

Declaration at the following Customs offices of departure



1. The eTIR international system sends the advance cargo information to the Customs authorities along the itinerary (see step 22 at the first Customs office of departure);

^{25/} Specific deadlines regarding the arrival of advance information will be defined in the legal provisions allowing for the implementation of the eTIR system.

2. After having generated the “key” to ensure the integrity of the advance cargo information, the holder sends the advance cargo information, regarding the totality of the goods, to the Customs office of departure or to a central Customs system in the country of departure, using a national declaration mechanism (outside scope of the eTIR project);
3. As part of their risk analysis, Customs authorities check the validity of the guarantee with the eTIR international system;
4. The eTIR international system queries the ITDB to check that the holder is authorized;
5. The ITDB provides information on the holder to the eTIR international system;
6. The eTIR international system provides the information on holder and guarantee to Customs;
7. Customs confirm the reception and the validity^{26/} of the advance cargo information regarding the additional goods to be loaded to the holder and provide him with a unique reference;
8. Customs store the advance cargo information in their internal system, possibly together with the results of their risk assessment;
9. The holder presents the sealed vehicle (containing goods loaded at previous loading points), together with the accompanying document. Moreover, he presents the additional goods to be loaded, together with the reference to the guarantee (or the reference provided by Customs) to the Customs office of departure to lodge the declaration;
10. The Customs office of departure retrieves from the national Customs system the data contained in the advance cargo information message to become the Customs declaration, allowing the holder to verify the integrity of the data by comparing the “key” of the declaration with the one originally generated. Then, Customs check the vehicle and goods against the Customs declaration in accordance with the appropriate risk assessment information;
11. Customs retrieves the advance cargo information from the Customs system, possibly together with the results of their risk assessment;
12. Customs remove the seals, inspect the goods and the vehicle according to the results of the risk analysis and, after the additional good are loaded, seal the vehicle;
13. The results of the checks and the seals numbers are stored in the Customs system;
14. After having accepted the declaration, the national system forwards the relevant TIR transport data (Customs declaration and the seals numbers) to the eTIR international system by means of the “Update Consignment” message;^{27/}
15. The eTIR international system confirms the reception of the information;
16. The eTIR international system provides all Customs administrations involved in the TIR transport with the TIR transport information. This information, exchanged in a

^{26/} As part of the verification procedure, Customs also verify that the information provided at the first loading point (received through the eTIR international system) is contained in the new advance cargo information message.

^{27/} Customs perform other activities in line with national or international requirements, such as sending a “Start TIR operation” message (which triggers a checking of the guarantee before the TIR operation can be started). However, as this is not part of the declaration submission mechanism but rather follows the acceptance of the declaration by Customs, it is not further described in this document.

Customs secure environment, will serve as the advance cargo information for the subsequent Customs authorities;

17. The Customs officer sees the results on his/her screen and prints the accompanying document;

18. The Customs officer hands out the paper accompanying document to the holder.

In case the geographical distance between the first and the second Customs office of departure is too close to meet deadlines ^{28/} for the submission of advance cargo information, Customs authorities at the second Customs office of departure should accept the advance cargo information forwarded through the eTIR international system. In a computerized environment, even short time lags are sufficient to perform automatic risk assessment and should allow for adequate channelling of the holder upon his arrival at the border. This does not release the holder from his obligation to submit advance cargo information to any Customs authorities when specific national legislation requires him to so.

4. Remarks

In addition to the procedural aspects explained above, the Working Party may also wish to consider the following remarks related to the eTIR declaration mechanism.

A. Submission of the declaration in foreign countries

A major issue with regard to the declaration submission procedure as contained in the eTIR Project seems to be the requirement for the holder to send advance cargo information to Customs administrations in other countries than the holder's country of residence. The responsibility to provide an adequate submission procedure lies at the national level and is a matter between the holder and the Customs authorities, falling outside the scope of the eTIR Project. The eTIR project only provides for a standard set of elements to be contained in the advance cargo information message, since these elements are also part of the TIR transport information to be exchanged internationally through the eTIR international system.

Although there is general agreement that the requirement of a national electronic declaration system does not pose a problem in the relationship between holder and Customs authorities of the country in which he is established or resident, there seems, however, to be confusion as to how the holder can establish secure electronic communications with Customs authorities in other countries where the beginning of the TIR transport could take place, without having to call upon the paid services of a Customs broker or any other third party. In order to achieve this, Customs administrations will have to ensure not only that their national declaration submission system is accessible by all holders, but that it is also available in, at least, one of the three official languages of the TIR Convention (English, French or Russian). A generalized use of standard codes will further simplify this issue.

B. Comparison with the current paper environment

The declaration mechanism contained in the eTIR Project only differs slightly from the current paper-based procedure. The declaration continues to be formally lodged by the holder at the time he presents himself at the Customs office of departure or entry en route, together with the vehicle and the goods. However, the eTIR system introduces, as new

^{28/} Specific deadlines regarding the arrival of advance information will be defined in the legal provisions allowing for the implementation of the eTIR system.

requirement, that Customs should receive advance cargo information prior to the physical presentation of the vehicle and goods at the Customs office of departure or entry en route. In line with the objectives of the eTIR Project, the purpose of this is to allow Customs to perform certain checks (including the validity of the guarantee) and to determine the risk profile of the TIR transport prior to its arrival at the Customs office concerned. In continuation, the eTIR system is designed in such a way that the holder only needs to submit his advance cargo information once, thus avoiding the multiple, unsolicited and, possibly even erroneous, submission to various national Customs systems. The Customs office of departure, by registering all relevant TIR transport information in the eTIR international system, ensures that the data required for lodging the declaration, as well as other TIR transport information (e.g. seals), are provided to all consecutive countries involved in the TIR transport prior to the arrival of the vehicle so that Customs can perform advance risk assessment. As it is the case today, the holder remains responsible for the presentation of the vehicle, load and guarantee reference in accordance with the principles set out in Article 21 of the TIR Convention at each Customs office. The change in the procedure regards only the information required to lodge the declaration, which is currently provided by means of the TIR Carnet and which will be provided electronically in the future by means of the mechanisms described above.

C. Legal implications of the eTIR declaration submission mechanism

In the course of the discussions of the WP.30 at its 119th session, issues have been raised of a legal nature, which go beyond the scope of the mandate of the GE.1, but which deserve the Working Party's full attention. In the following paragraphs, the secretariat provides its preliminary assessment of the issues at stake for consideration by WP.30.

a. Legal basis for Customs to receive/send/use advance declaration data through the eTIR international system

It goes without saying that the introduction of the eTIR system will require a revision of the legal provisions of the TIR Convention. In the framework of this revision, it will be necessary to include provisions ensuring that the eTIR international system is adequately defined as the cornerstone of the information exchange between Customs authorities and providing a legal basis for a secure electronic exchange of TIR data, which would replace the current exchange of information based on the paper TIR Carnet.

b. Liability of the holder if an error occurs in the course of the transmission of data from Customs to Customs through the eTIR international system

First of all, it should be stressed that the holder is and will remain responsible, and thus liable, for the accuracy and the completeness of the information he provides. The eTIR system nevertheless provides the holder with means to ensure the authenticity of the information. The eTIR system foresees that the holder generates a "key" using his advance cargo information.^{29/} The Customs authorities will also calculate the "key", from the information they received directly from the holder or through the eTIR international system, and therefore provide the holder with a quick mean to ensuring that the correct information has been considered. With that in mind, it is the responsibility of the holder to ensure there is no divergence between data he submitted, data transmitted via the eTIR

^{29/} In more technical terms this key is also known as hash code. A "hash" function takes information as an input and provides the hash code as an output. Whenever the information, e.g. the advance cargo information, is changed the resulting hash code will also change. Therefore, the hash code can ensure that the information provided by the holder is not changed in the course of the TIR transport.

international system and data received by Customs authorities in the course of a TIR transport, and request a correction, if need be.

Annex VII

List of tables

	<i>Page</i>
Table 0.1 Activities associated with each phase	20
Table 0.2 Deliverables	21
Table 0.3 Review and validation status.....	25
Table 1.1 TIR procedure package diagram description.....	35
Table 1.2 TIR Carnet life cycle use case description	40
Table 1.3 Issuance and distribution use case description	42
Table 1.4 TIR transport use case description	46
Table 1.5 Return and repository use case description	50
Table 1.6 Discharge procedure use case description.....	53
Table 1.7 Start TIR operation use case description.....	57
Table 1.8 Terminate TIR operation use case description	62
Table 1.9 International organization sub class diagram description	68
Table 1.10 Association sub class diagram description.....	69
Table 1.11 Road vehicle sub class diagram description.....	69
Table 1.12 Sealed loading unit sub class diagram description	70
Table 1.13 TIR transport sub class diagram description	71
Table 1.14 TIR operation sub class diagram description	72
Table 1.15 Goods Manifest Line Item sub class diagram description.....	73
Table 1.16 Customs office sub class diagram description	74
Table 1.17 Country sub class diagram description.....	75
Table 1.18 Country operator sub class diagram description	76
Table 2.1 Step-by-step implantation schedule	88
Table 2.2 Register/Update Guarantee Chain information use case description	91
Table 2.3 Register guarantee use case description	93
Table 2.4 Cancel guarantee use case description	95
Table 2.5 Accept guarantee use case description	97
Table 2.6 Get holder info use case description	99
Table 2.7 Query guarantee use case description	100
Table 2.8 Record consignment information use case description	103
Table 2.9 Update consignment information use case description	105

Table 2.10	Starting of TIR operation use case description	108
Table 2.11	TIR operation use case description	110
Table 2.12	Discharge TIR operation use case description	112
Table 2.13	Notify Guarantee Chain use case description.....	114
Table 2.14	Notify subsequent Countries use case description	115
Table 3.1	External messages	140
Table 3.2	Internal messages	140

Annex VIII

List of figures

	<i>Page</i>
Figure 0.1 Step-by-step iterative approach of UMM.....	23
Figure 0.2 Stakeholders responsibility chart	24
Figure 1.1 Stakeholders and actors.....	28
Figure 1.2 TIR procedure package diagram	35
Figure 1.3 International organizations and national associations	37
Figure 1.4 Customs authorities and other authorities	38
Figure 1.5 TIR Carnet holder and agents	39
Figure 1.6 TIR Carnet life cycle use case diagram.....	40
Figure 1.7 TIR Carnet life cycle activity diagram.....	41
Figure 1.8 Issuance and distribution use case diagram.....	42
Figure 1.9 Issuance and distribution activity diagram.....	44
Figure 1.10 TIR transport use case diagram.....	45
Figure 1.11 TIR transport activity diagram.....	48
Figure 1.12 Return and repository use case diagram.....	50
Figure 1.13 Return and repository activity diagram.....	52
Figure 1.14 Discharge procedure use case diagram	53
Figure 1.15 Discharge procedure activity diagram.....	54
Figure 1.16 Start TIR operation use case diagram	56
Figure 1.17 Start TIR operation activity diagram.....	59
Figure 1.18 Terminate TIR operation use case diagram.....	61
Figure 1.19 Terminate TIR operation activity diagram.....	65
Figure 1.20 International organization class and its relationships	67
Figure 1.21 Association class and its relationships	68
Figure 1.22 Road vehicle class and its relationships	69
Figure 1.23 Sealed loading unit class and its relationships	70
Figure 1.24 TIR transport class and its relationships	71
Figure 1.25 TIR operation class and its relationships.....	72
Figure 1.26 Goods Manifest Line Item class and its relationships	73
Figure 1.27 Customs office class and its relationships.....	74
Figure 1.28 Country class and its relationships	75
Figure 1.29 Transport operator class and its relationships	76

Figure 1.30	High-level class diagram.....	77
Figure 2.1	The new public private partnership.....	80
Figure 2.2	Customs management of guarantees use case diagram.....	90
Figure 2.3	Guarantee state chart diagram.....	91
Figure 2.4	Register/Update Guarantee Chain information activity diagram	92
Figure 2.5	Register guarantee activity diagram.....	94
Figure 2.6	Cancel guarantee activity diagram	96
Figure 2.7	Cancel guarantee activity diagram	98
Figure 2.8	Get holder info activity diagram	100
Figure 2.9	Query guarantee activity diagram	101
Figure 2.10	Data exchange use case diagram.....	102
Figure 2.11	Record consignment information activity diagram.....	104
Figure 2.12	Update consignment information activity diagram.....	107
Figure 2.13	Starting of TIR operation activity diagram	109
Figure 2.14	Terminate TIR operation activity diagram.....	111
Figure 2.15	Discharge TIR operation activity diagram.....	113
Figure 2.16	Notify Guarantee Chain activity diagram	114
Figure 2.17	Notify subsequent Countries activity diagram.....	115
Figure 2.18	General eTIR class diagram.....	116
Figure 3.1	Register/update guarantee chain information sequence diagram	118
Figure 3.2	Register guarantee sequence diagram	119
Figure 3.3	Cancel guarantee sequence diagram	120
Figure 3.4	Accept guarantee sequence diagram	121
Figure 3.5	Get operator information sequence diagram	122
Figure 3.6	Query guarantee sequence diagram.....	122
Figure 3.7	Record consignment information sequence diagram	123
Figure 3.8	Update consignment information sequence diagram	124
Figure 3.9	Start of TIR operation sequence diagram.....	125
Figure 3.10	Terminate TIR operation sequence diagram	126
Figure 3.11	Discharge TIR operation sequence diagram	127
Figure 3.12	Notify guarantee chain sequence diagram	128
Figure 3.13	Notify subsequent countries sequence diagram	128
Figure 3.14	Customs management of guarantees class diagram	137
Figure 3.15	Declaration class diagram	138
Figure 3.16	Data exchange class diagram	139
Figure VI.1	Declaration at the first Customs office of departure	502

Figure VI.2	Declaration at the Customs office of entry.....	504
Figure VI.3	Declaration at the following Customs offices of departure.....	505

Annex IX

References

- Customs Convention on the International Transport of Goods under Cover of TIR Carnets (TIR Convention, 1975);
 - TIR Handbook (ECE/TRANS/TIR/6);
 - Reports of the Working Party on Customs Questions affecting Transport (WP.30) (TRANS/WP.30/190; TRANS/WP.30/192; TRANS/WP.30/194; TRANS/WP.30/198; TRANS/WP.30/200; TRANS/WP.30/206; TRANS/WP.30/210; TRANS/WP.30/212; ECE/TRANS/WP.30/232; ECE/TRANS/WP.30/234; ECE/TRANS/WP.30/242; ECE/TRANS/WP.30/244;
 - Reports of the Administrative Committee of the TIR Convention, 1975 (AC.2): TRANS/WP.30/AC.2/73; ECE/TRANS/WP.30/AC.2/85; ECE/TRANS/WP.30/AC.2/91;
 - Reports of the Ad hoc Expert Group on Computerization: TRANS/WP.30/2001/5; TRANS/WP.30/2001/13;
 - Terms of Reference of the Informal Ad hoc Expert Group on Conceptual and Technical Aspects of Computerization of the TIR Procedure and of the Informal Ad hoc Expert Group on the Legal Aspect of Computerization of the TIR Procedure: TRANS/WP.30/2002/7;
 - Project Overview of the Informal Ad hoc Expert Group on Conceptual and Technical Aspects of Computerization of the TIR Procedure: ExG/COMP/2002/5;
 - Reports of the Informal Ad hoc Expert Group on Conceptual and Technical Aspects of Computerization of the TIR Procedure: ExG/COMP/2002/3; ExG/COMP/2002/10; ExG/COMP/2003/5; ExG/COMP/2004/10; ExG/COMP/2004/24; ExG/COMP/2005/9, TRANS/WP.30/GE.1/2005/5; ECE/TRANS/WP.30/GE.1/2006/5 and ECE/TRANS/WP.30/GE.1/2006/5/Corr.1; ECE/TRANS/WP.30/GE.1/2006/10; ECE/TRANS/WP.30/GE.1/2007/5; ECE/TRANS/WP.30/GE.1/2007/5/Corr.1; ECE/TRANS/WP.30/GE.1/2007/11; ECE/TRANS/WP.30/GE.1/2007/16; ECE/TRANS/WP.30/GE.1/2008/3; ECE/TRANS/WP.30/GE.1/2008/5; ECE/TRANS/WP.30/GE.1/2009/5; ECE/TRANS/WP.30/GE.1/2010/4;
-