



**Convention on the Elimination
of All Forms of Discrimination
against Women**

Distr.: General
22 May 2010
English
Original: Russian

**Committee on the Elimination of Discrimination
against Women**

Pre-session working group

Forty-sixth session

12-30 July 2010

**Responses to the list of issues and questions with regard to
the consideration of the combined sixth and seventh
periodic report**

Russian Federation*

* The present report is being issued without formal editing.



**Information on issues and questions of the Committee on the Elimination of
Discrimination against Women in connection with submission of the (sixth and
seventh) periodic report on the implementation in the Russian Federation of the
United Nations Convention on the Elimination of All Forms of Discrimination
against Women**

2010**Contents**

	<i>page</i>
1 Information on issues and questions	4
2 Annex 1. Basic statistical information	49
3 Annex 2. Additional materials	76
4 Annex 3 List of normative legal acts adopted in 2008-2009	122

Information

on issues and questions of the Committee on the Elimination of Discrimination against Women with regard to consideration of the periodic report of the Russian Federation on implementation of the Convention on the Elimination of All Forms of Discrimination against Women

Item 1

The report on implementation of the Convention on the Elimination of All Forms of Discrimination against Women was prepared by the Ministry of Health and Social Development of the Russian Federation, taking into account the “General guidelines regarding the form and content of reports received from States Parties under article 18 of the Convention”, the “Guidelines for the preparation of second periodic reports” set out in document CEDAW/C/7, and also the concluding remarks of the United Nations Committee on the Elimination of Discrimination against Women on the results of consideration of the fifth periodic report on the implementation in the Russian Federation of the United Nations Convention on the Elimination of All Forms of Discrimination against Women.

The present report utilizes information submitted by the Ministry of Health and Social Development of the Russian Federation, the Ministry of Education and Science Of the Russian Federation, the Ministry of Internal Affairs of the Russian Federation, the Ministry of Economic Development of the Russian Federation, the Ministry of Regional Development of the Russian Federation, the Ministry of Agriculture of the Russian Federation, the Ministry of Justice of the Russian Federation, the Ministry of Culture of the Russian Federation, the Ministry of Finance of the Russian Federation, the Ministry of Foreign Affairs of the Russian Federation, the Federal Service for Labour and Employment, the Federal Service for State Statistics, the Federal Penitentiary Service, the Federal Agency for Physical Culture and Sport, the Supreme Court of the Russian Federation, the Office of the Prosecutor General of the Russian Federation, the Committee on Family, Women’s and Youth Affairs of the State Duma of the Federal Assembly of the Russian Federation, and the Office of the Ombudsman for Human Rights in the Russian Federation.

In the period under review, non-governmental and women’s social organizations carried out a large amount of work with regard to implementing the Convention and played an active part in disseminating knowledge concerning the provisions of the Convention.

Women’s organizations held all-Russian and regional conferences devoted to the situation of women in Russia and to gender equality issues, including an international conference on “Gender problems in modern Russia”, an all-Russian forum entitled “Women of Russia: yesterday, today, tomorrow” and others:

the Ministry of Health and Social Development of the Russian Federation held a round-table discussion on “Women and development: reality and prospects. An appraisal of the implementation of the Convention of the Elimination of All [Forms of] Discrimination against Women, the Beijing Platform for Action and the Millennium Development Goals”;

the State Duma of the Federal Assembly of the Russian Federation held parliamentary hearings on: “Women’s rights in Russian legislation – a decade of implementing the Beijing Platform for Action”, “The evolution of women’s rights: on the 100th anniversary of the first All-Russian Women’s Congress”, a round-table discussion by the State Duma Committee on Family, Women’s and Youth Affairs on “Equality of men and women before the law: prospects for the development of legislation” was devoted to the 30th anniversary of the adoption by the United Nations General Assembly of the Convention on the Elimination of All Forms of Discrimination against Women;

the Civic Chamber of the Russian Federation carried out, as part of the work of the Commission on International Cooperation and Public Diplomacy, a sociological study on “Problems of female entrepreneurship in Russia”, a series of round-table discussions on this subject, including on implementation of the United Nations Convention on the Elimination of All Forms of Discrimination against Women with particular emphasis on alleviating female poverty, empowering women in the economic sphere and developing female entrepreneurship;

the Gender Theme Group, which includes the UN agencies (UNDP, ILO, UNFPA, WHO, UNODC, UNICEF, UNESCO, the United Nations Information Centre and the World Bank) working in Russia, has carried out a large amount of work on implementing the Convention and the Millennium Development Goals. The Group prepared national reports: “Gender equality and the empowerment of women in Russia in the context of the Millennium Development Goals” (2005), including a report of the United Nations in the Russian Federation on implementation of the Convention on the Elimination of All Forms of Discrimination against Women (2009).

With support from the Gender Theme Group, non-governmental organizations implemented projects including “2006. A thousand women’s testimonies and stories. Proposals for improving the status of women in Russia”, a UNIFEM project on “Gender budgets in Russia” and others.

Item 2

Annexes 1 and 2 to this Information contain updated statistical data on areas covered by the Convention.

In order to arrange for the continuous collection and analysis of data for the purposes of establishing the actual situation of women from more disadvantaged population groups, in 2009 the Federal Service for State Statistics began publishing and placing on the statistical bulletin website “Socio-economic indicators of poverty”, which, based on the results of a sample survey of household budgets, provided information describing the status of underprivileged population groups from a gender perspective. In addition, based on the results of the survey of household budgets, data describing the employment status of heads of households, disaggregated by gender, will be published according to the results for 2009.

At the same time, we would like to make it known that in the Russian Federation the practice of encouraging women to participate in various international events at the intergovernmental level has been widely expanded.

The Russian Ministry of Foreign Affairs (MID of Russia) is pursuing a targeted policy aimed at attracting women into diplomatic work within the ministerial system. At the present time, 140 women are working in diplomatic positions in the MID of Russia (as at 14 December 2009). In 2009, women made up 43.33 per cent of the total accepted for the first time for work in diplomatic positions in the MID of Russia.

Female employees of the Central Bureau of the MID of Russia holding diplomatic rank (83 women in total) make up 29.43 per cent of the total number of diplomatic employees in the Central Bureau of the Ministry. At the same time, 39 women occupy leadership positions: 8 are deputy directors of departments and 31 are directors of departments. In the Ministry’s foreign offices, women holding diplomatic rank make up 17.92 per cent (57 women in total) of the total number. These include an ambassador in Mauritius, a consul general in Australia and a permanent delegate to UNESCO in France.

Item 3

In accordance with the Constitution of the Russian Federation (part 4 of article 15), the generally recognized principles and norms of international law and the international agreements of the Russian Federation are an integral part of its legal system. If an international agreement of the Russian Federation establishes rules other than those provided for by law, the rules of the international agreement shall be applied.

International agreements of the Russian Federation, along with the generally recognized principles and norms of international law, are an integral part of its legal system (resolution No. 5 of the Plenum of the Supreme Court of the Russian Federation of 10 January 2003).

According to part 3 of article 6 of the Federal Law “On international agreements of the Russian Federation”, the provisions of officially published international agreements of the Russian Federation not requiring the adoption of intrastate acts for their application take immediate effect in the Russian Federation.

Draft Federal Law No. 284965-3 “On state guarantees of equal rights and freedoms for men and women and of equal opportunities for their attainment” was submitted to the State Duma on 16 January 2003 by deputies to the State Duma V. V. Volodin, Y. F. Lakhova, O. V. Morozov and G. I. Raikov during the time when they exercised powers as State Duma deputies. The Committee for the Affairs of Public Associations and Religious Organizations was appointed to be in charge of preparing the draft law for consideration by the State Duma.

On 16 April 2003 the draft law was passed by the State Duma in its first reading. After adoption of the draft law – on 20 May 2003 – comments were received from the President of the Russian Federation (V. V. Putin) regarding its conceptual provisions.

From the conclusion of the President of the Russian Federation

(letter of 22 May 2003 No. Pr-904)

The draft law (chapter II, in particular) contains a significant number of provisions which proclaim guarantees of equal working and voting rights for men and women and of their equality in the social sphere, in access to state and municipal services, in the receipt of education and in other spheres.

In duplicating these provisions, the draft law does not take into account the systemic requirements of Russian legislation.

In order to determine more clearly the relations regulated by this law, a series of provisions of the draft law would have to be specified more concretely, stipulating in doing so mechanisms and procedures directed toward securing and implementing the guarantees established by it. At the same time, this specification must not distort the meaning and purposes of the proposed draft law, since the demands to observe the quantitative relations of persons of different sex in practice may turn into discriminatory measures of a kind. For example, article 10 of the draft law proposes that, when organizations (structural subdivisions) are being replenished with staff and workers promoted, other conditions being equal, the principle of giving preference to persons of that sex in respect of which there is a gender imbalance in the organization concerned be applied. In this way, admission to employment or occupational promotion may be refused on gender grounds, which is at variance not

only with the meaning and purposes of the draft law but also with the Constitution of the Russian Federation.

The remark indicated also relates to article 13 of the draft law, according to which, when the outcome of a competition to fill vacant positions in government service is decided, priority should be given to a person of that sex which is represented in the minority in the government posts to fill which the competition was held.

Objection is raised to the statement in article 3 of the draft law that the adoption and implementation of special programmes whose aim is to eliminate discrimination on the grounds of sex is one of the main directions of government policy in the area of securing gender equality. Firstly, verification of discrimination calls for the application of measures of accountability and not the adoption of special programmes. Secondly, it is not clear which programmes are specifically being referred to.

Article 6 of the draft law guarantees the introduction of gender education courses and the development of scientific research into issues of gender equity. Such guarantees presuppose the expenditure of budgetary funds, and above all of funds from the federal budget. However, as analysis of the explanatory note shows, this was not taken into consideration in the development of the draft law.

It is proposed that article 9 of the draft law, concerning questions of judicial proceedings, be excluded since its provisions do not pertain to the object of regulation of this federal law.

In pursuance of the principle of the separation of powers, questions concerning the structure of organizations within the jurisdiction of the federal executive-branch agencies and the executive-branch agencies of constituent entities of the Russian Federation (article 21 of the draft law) are not subject to legislative control.

In accordance with articles 20 and 21 of the draft law, the Government of the Russian Federation, the Ombudsman for Human Rights in the Russian Federation and ombudsmen for human rights in constituent entities of the Russian Federation are vested with powers concerning the guarantee and protection of equal rights and freedoms of men and women. This does not fully take account of the fact that the activity of the Government of the Russian Federation and of the Ombudsman for Human Rights in the Russian Federation is governed by federal constitutional laws, but the activity of ombudsmen for human rights in constituent entities of the Russian Federation is governed by the laws of the constituent entities of the Russian Federation.

The provisions of articles 7, 11 and 26 of the draft law are, in terms of their content, not legal in character, in pursuance of which they need to be defined more concretely.

The draft law requires further amendment to take into account the observations stated.

On 6 March 2006, on the initiative of one of the authors of the draft law – deputy to the State Duma, Y. F. Lakhova – the Committee on Women's, Family and Youth Affairs held a round-table meeting to discuss a working version of the draft law prepared for a second reading. However, the meeting participants failed to reach a consensus of opinion on the question of how to progress further with the draft law.

On a motion by the Committee for the Affairs of Public Associations and Religious Organizations on 11 November 2008, the Council of the State Duma passed a resolution assigning responsibility for the draft law to the Committee on Women's, Family and Youth Affairs (Protocol No. 64, п. 49).

By resolution of the Committee on Women's, Family and Youth Affairs of 18 November 2008 года (Protocol No. 3.6-12/26), the draft law was referred to the Council of the State Duma with a request for the period for the submission of amendments to be extended. The Committee's request was complied with, and the period for the submission of amendments was extended to 30 December 2008.

The total number of amendments submitted was 89, applying to practically every article of the draft law.

The view is expressed most fully in the following reasons: "the majority of the provisions of the draft law do not contain rules establishing rights, but are of an informative, referential or declarative nature"; "the relations under consideration do not require additional regulation by law". It is also pointed out that the Constitution of the Russian Federation and federal laws enshrine guarantees of equal opportunities for men and women and prohibit sexual discrimination, as well as establishing liability for its manifestation. The conclusion reached is that "the task of the state at the present time is to establish an effective mechanism for ensuring the enforcement of existing legal norms which enshrine the principle of equal rights for men and women".

The official opinion of the Government of the Russian Federation states that on the whole the provisions of the draft law duplicate the rules of existing legislative acts. The draft law is not supported by the Government.

OFFICIAL OPINION

on the draft Federal Law No. 284965-3 "On state guarantees of equal rights and freedoms for men and women and equal opportunities for their realization", submitted to the State Duma by deputies to the State Duma of the Federal Assembly of the Russian Federation, V. V. Volodin, Y. F. Lakhova, O. V. Morozov and G. I. Raikov

A draft Federal Law "On state guarantees of equal rights and freedoms for men and women and equal opportunities for their realization" has been considered by the Government of the Russian Federation.

The proposed draft law defines the main directions of state policy in the area of gender equity and also provides measures for preventing discrimination on the grounds of gender. Issues of gender equity are topical, since they are aimed at realizing state policy on guaranteeing equal rights and freedoms for men and women and at preventing discrimination on gender grounds as essential conditions for the country's stable and sound development.

At the same time, comments and suggestions have been made in respect of the proposed draft law.

The rules of the draft law duplicate to a significant extent the provisions of existing normative legal acts of the Russian Federation. Thus, articles 2 and 7 of the draft law, providing a guarantee of equal rights and equal opportunities for men and women, including in the area of access to the economic resources of society, duplicate the provisions of the Constitution of the Russian Federation (articles 19, 29, 34, 35, 36, 37 and others). In accordance with part 1 of article 5 of the draft law, the citizens of the Russian Federation are guaranteed the opportunity to obtain education regardless of

gender, which is already regulated by article 5 of the law of the Russian Federation “On education”. Articles 13, 14 and 15 of the draft federal law, establishing equal opportunities for persons of both sexes to enter and pass through state and municipal services, reiterate the norms of the federal laws “On the fundamentals of state service of the Russian Federation” (item 5 of article 5) and “On the fundamentals of municipal service in the Russian Federation” (item 6 of article 5).

Certain provisions of the draft law conflict with the rules of the Constitution of the Russian Federation and of existing federal laws. In particular, article 11 of the draft law establishes the dependence of the number of persons of one or other gender dismissed from employment on the existence of proportionate numbers of staff, which conflicts with the constitutional principle of gender equity and with article 179 of the Labour Code of the Russian Federation, according to which employees having a higher labour productivity and qualifications have a preferential right to remain in employment.

In connection with the statement set out hereinabove, the Government of the Russian Federation proposes finalizing the draft law, after first defining its place and role in the system of Russian legislation.

Deputy Chairman of the Government of the Russian Federation

Minister of Agriculture of the Russian Federation

A. Gordeev

On 17 February 2009, the Committee on Women’s, Family and Youth Affairs passed a resolution to set up a working group to examine the question of the possibility of drawing up a draft law “On the introduction of amendments to certain legislative acts of the Russian Federation relating to state guarantees of equal rights and freedoms for men and women and equal opportunities for their realization”.

Three joint meetings of the working group and a Council of Experts set up under the Committee on Women’s, Family and Youth Affairs took place. Terms of reference were prepared for drawing up a draft law “On the introduction of amendments to certain legislative acts of the Russian Federation in order to provide guarantees of the equality of rights and freedoms for men and women” in place of draft Federal Law No. 284965-3, which was passed in its first reading.

However, participants in a round-table meeting to discuss “Legal equality of men and women: prospects for the development of legislation”, which was held by the Committee on Women’s, Family and Youth Affairs on 15 December 2009, came out in favour of extending work on preparation of the draft Federal Law No. 284965-3 “On state guarantees of equal rights and freedoms for men and women and of equal opportunities for their realization” for consideration by the State Duma in its second reading and of the need to develop a draft law “On the introduction of amendments to certain legislative acts of the Russian Federation in connection with the adoption of a Federal Law “On state guarantees of equal rights and freedoms for men and women and of equal opportunities for their realization”. Work on the draft law will therefore continue.

Item 4

Article 19 of the Constitution of the Russian Federation, under which all are equal before the law and the courts, has as its object the protection of a relationship between the state and state authorities and the individual that respects human dignity, is just and is equal.

Under article 46 of the Constitution of the Russian Federation everyone is guaranteed judicial protection of his or her rights and freedoms, and under article 48 the right to receive qualified legal assistance.

In a case where a woman considers that her rights and freedoms have been violated by the actions and decisions of officials, she is entitled to appeal against these in accordance with the requirements of the Law of the Russian Federation dated 27 April 1993 No. 4866-1 “On judicial appeal against actions and decisions violating the rights and freedoms of citizens”.

Women’s labour rights are protected by the Labour Code of the Russian Federation. Under article 3 of this Code, everyone has equal opportunities to realize their labour rights. No-one can be restricted in their labour rights and freedoms or receive any advantages, irrespective of sex, race, skin colour, nationality, language, origins, property, family, social or official status, age, place of residence, religious beliefs, political convictions, affiliation or non-affiliation to public associations, as well as other circumstances not related to the worker’s professional qualities.

The content of said article conforms fully with ILO Convention No. 111 “Concerning discrimination in respect of employment and occupation” of 1958, which is in force in the territory of the Russian Federation.

The examination of labour disputes concerning persons who consider that they have been subjected to discrimination (part 3 of article 391 of the Labour Code of the Russian Federation) falls within the direct jurisdiction of the courts. Previously, it was also possible with a claim for the removal of discrimination to appeal to bodies within the federal labour inspectorate system. The current wording of article 3 of the Labour Code of the Russian Federation makes no provision for such an appeal, since these bodies may not discharge functions that are intrinsically the province of the courts.

In accordance with the established jurisdiction, appeals against violations of rights and lawful interests guaranteed by legislation are also considered by state regulatory and supervisory bodies which take measures, including administrative and criminal, within the scope of the powers granted them to eliminate such violations and to call to account guilty persons.

Material losses and moral damage inflicted on a citizen by recognized unlawful actions (decisions) as well as by the presentation of falsified information are also liable to compensation in judicial proceedings.

In Russian legislation, an additional definition of discrimination as a criminally punishable act is contained in article 136 of the Criminal Code of the Russian Federation. Under this article, violation of a person’s human and civil rights, freedoms and lawful interests on the grounds of his/her sex, race, nationality, language, origins, property or official status, place of residence, religious beliefs, convictions or affiliation to any social groups or public associations is deemed discrimination.

The rights of citizens may be protected in civil legal proceedings (article 11 of the Civil Code of the Russian Federation) by way of recognition of the right, restitution of the violated right or recognition of an act promulgated by an agency of the state as being inconsistent with the law.

Civil legislation protects non-material benefits, in particular, the honour and dignity of the individual, the right to freedom of movement, the inviolability of the individual (article 150 of the Civil Code of the Russian Federation), article 151 (Compensation for moral damage), article 152 (Protection of honour, dignity and business reputation).

For protection from discrimination, women have the right of recourse to the Committee for the Elimination of Discrimination against Women (under the Optional Protocol to the Convention), to the

European Court for Human Rights and to the Commissioner on Human Rights in the Russian Federation.

The Commissioner on Human Rights in the Russian Federation, in accordance with the federal constitutional law No. 1-FCL, dated 26 February 1997, regulating his activity, examines complaints from appellants concerning violations of their rights and freedoms, including rights to equality of all before the law and the courts, irrespective of gender, and the enjoyment by men and women of equal opportunities for their realization, guaranteed for all by article 19 of the Constitution of the Russian Federation.

In implementing state protection of the designated constitutional human and civil rights and freedoms, the Commissioner on Human Rights in the Russian Federation proceeds, in particular, on the basis of General Comment 18: "Non-discrimination" (37th session 1989) of the (UN) Human Rights Committee concerning protection against discrimination guaranteed by article 26 of the International Covenant on Civil and Political Rights, which pointed out that the term "discrimination" should be understood as meaning any distinction, exclusion, restriction or preference which has the purpose or effect of nullifying or impairing the recognition, enjoyment or exercise by all persons, on an equal footing, of all rights and freedoms; the enjoyment of rights and freedoms on an equal footing, however, does not mean identical treatment in every instance, but any differentiation in treatment that exists does not constitute discrimination provided that the criteria for it are reasonable and objective and if their aim is to achieve a purpose which is permitted under this international covenant.

Complainants, who may be women who are citizens of the Russian Federation or foreign citizens or stateless persons who find themselves in the territory of the Russian Federation, are entitled freely to file a complaint with the Commissioner on Human Rights in the Russian Federation provided that they have previously lodged a complaint against a decision or action (inaction) of a state agency, local government agency, official or civil servant violating their rights and freedoms, and are not in agreement with a decision that has been taken; a complaint must be filed no later than one year from the date of the violation of the rights and freedoms of the complainant or from the date when the complainant became aware of their violation; a complaint is not subject to any government levy.

It should, however, be noted that over the specified period no complaints have been received by the Commissioner on Human Rights in the Russian Federation from the designated category of complainants concerning their discrimination on gender grounds.

In accordance with the powers granted by the federal constitutional law referred to hereinabove, the Commissioner on Human Rights in the Russian Federation has, for the purposes of implementing state protection of violated human and civil rights and freedoms recognized in the Russian Federation in accordance with the generally recognized principles and norms of international law (including the Convention on the Elimination of All Forms of Discrimination against Women), the right:

- to send to the state agency, local government agency or to the official whose decision or action (inaction) is deemed to be a violation of the rights and freedoms of the complainant, a conclusion containing recommendations with regard to possible and essential measures for their restitution, said recommendations being subject to examination and notification in writing within one month about measures that have been taken;
- to file a petition in court in defence of the rights and freedoms of the complainant which have been violated by a decision or action (inaction) of a state agency, local government agency or official;

- to petition the competent state agencies for the initiation of disciplinary or administrative action or criminal proceedings against the official whose decisions or actions (inactions) are deemed violations of human and civil rights and freedoms;
- to petition a court or the prosecutor's office to investigate a decision which has acquired the force of law, a court's sentence, a determination or ruling of a court or a ruling by a judge which has violated human and civil rights and freedoms;
- to file a complaint with the Constitutional Court of the Russian Federation of a violation of constitutional human and civil rights and freedoms by a law which has been applied or is to be applied in a specific case.

Where information is received of large-scale or gross violations of the rights and freedoms of citizens either in cases having special public significance or connected with the need to protect the interests of persons unable independently to use the available legal means of protection, the Commissioner on Human Rights in the Russian Federation is also entitled to take appropriate measures on his own initiative.

In cases indicating gross or large-scale violations of constitutional human and civil rights and freedoms, the Commissioner on Human Rights in the Russian Federation is entitled:

- to deliver a report about these to the next plenary session of the State Duma;
- to appeal to the State Duma with a proposal to establish a parliamentary commission to investigate the facts and circumstances which have served as grounds for the conduct of parliamentary hearings by it.

Based on the facts of the violations of the rights and freedoms of citizens, the Commissioner on Human Rights in the Russian Federation is also entitled to appeal to the State Duma with a proposal for the conduct of parliamentary hearings by it.

At the end of the calendar year, the Commissioner on Human Rights in the Russian Federation sends a report on his rights protection activity to:

- the President of the Russian Federation,
- the Federation Council and State Duma – the chambers of the Federal Assembly of the Russian Federation,
- the Government of the Russian Federation,
- the Constitutional Court of the Russian Federation,
- the Supreme Court of the Russian Federation,
- the Supreme Arbitration Court of the Russian Federation,
- the Prosecutor General of the Russian Federation.

In the annual report on his activity, which is subject to mandatory official publication in "Rossiyskaya Gazeta", the Commissioner on Human Rights in the Russian Federation provides the legislative, executive and judicial authorities with information on violations of the rights, freedoms and lawful interests of citizens which have occurred, measures for their restoration and for the rectification of causes giving rise to such violations and of conditions contributing to them, and proposals for improving law enforcement practice and the legislation in force on human and civil rights and freedoms

with a view to bringing these into accord with generally recognized standards and the international obligations of the Russian Federation.

One of the sections in the report on the activity of the Commissioner on Human Rights in the Russian Federation in 2001, which was also published in a separate edition numbering 5,000 copies and distributed among others to non-governmental organizations, was devoted to the question of eliminating violence against women, especially in the family, linked to the commission of crimes such as premeditated murder, the infliction of grievous bodily harm, torture, battery, threat and insult.

The problems of protecting the rights of victims of crimes were also covered in a special report bearing the same name which was prepared by the Commissioner on Human Rights in the Russian Federation in 2008, of which 1,000 copies were published for distribution in particular among law-enforcement agencies and social organizations.

Information on the activity of the Commissioner on Human Rights in the Russian Federation and the forms and methods this takes, on mechanisms for the implementation of state protection of human and civil rights and freedoms, and also on the ways in which his powers are exercised in practice is placed on his publicly accessible official internet website.

The Commissioner on Human Rights in the Russian Federation and the federal state civil servants on his working staff periodically make statements in the electronic and printed media on the most pressing problems of human rights protection work in connection with ensuring the safety of citizens from violations of their rights and freedoms, including from any forms of discrimination.

Issues of cooperation in implementing its powers regarding the state protection of human and civil rights and freedoms are systematically discussed by the Commissioner on Human Rights in the Russian Federation at coordinating meetings with human rights commissioners in constituent entities of the Russian Federation, for which posts have been set up in 51 constituent entities of the Russian Federation.

Items 5-6

Gender stereotypes manifest themselves in the everyday life of Russia in the widely held views that the function of the woman revolves around the home and the family, that the areas of management and politics are male domains, that the man is the family breadwinner and must therefore earn more, that family life is a private matter, and so on.

The development of gender education, gender analysis of legislation by experts, and the active involvement of women's organizations in this issue are helping to overcome gender stereotypes.

At the present time, a variety of gender courses are studied at 115 universities and higher educational institutions in Russia. In addition to this, there are more than 30 gender centres and research teams in operation (in Barnaul, Veliky Novgorod, Vladivostok, Voronezh, Yekaterinburg, Ivanovo, Irkutsk, Moscow, Murmansk, Naberezhnye Chelny, Nizhny Novgorod, Petrozavodsk, Pskov, Ryazan, Samara, Saratov, Saint Petersburg, Tver, Tomsk, Chelyabinsk and others).

Projects aimed at overcoming gender stereotypes among young people, school pupils and students are being implemented in various regions.

For example, in Altai krai a project on "Overcoming gender stereotypes in the public consciousness by means of awareness-raising and educational programmes in rural areas of Altai krai" (2006) has been implemented, and the Moscow centre for gender studies has conducted a gender analysis of textbooks, including also of state educational standards, for higher education, as well as of

text books and study manuals for higher educational institutions recommended by educational and methodological associations or by the Ministry of Education and Science of the Russian Federation (2007).

In a number of regions of Russia, governor's offices have operating under them at the republic, krai and oblast levels interdepartmental commissions on the problems of improving the status of women as well as women's social chambers, whose work is targeted at, among other things, providing women with information about rights, raising legal literacy and providing assistance in complex life situations.

Social and legal services for women are provided by social protection institutions which operate in every constituent entity in the Russian Federation.

Items 7-11

Violence against women is a breach of their rights and fundamental freedoms guaranteed by the Constitution of the Russian Federation.

The problems of violence against women are the subject of intense scrutiny by the government authorities. Measures of liability, including criminal liability, are provided for different types of violence. These include offences against sexual inviolability, murder, battery, torture, causing physical and psychological suffering, slander and insult that denigrate human dignity or the person of the victim and trafficking in people.

During recent years, the volume of registered reports of domestic violence against women has been small. In 2008-2009, their number did not make up more than 4 per cent of the overall pattern of crime.

According to data from the Office of the Prosecutor General of the Russian Federation, in 2008 alone 2,303,752 persons were identified as victims of criminal offences, of whom 902,887 were women. This figure includes 46,010 persons, of whom 11,047 were women, who died as a result of crimes being committed, and 48,467, of whom 8,178 were women, who suffered grievous bodily harm.

The number of crimes committed in 2008 which were linked to violent acts against women was 223,518 and the figure for the first half of 2009 was 114,939.

In 2008, 13,552 women (in the first half of 2009 – 7,008) were victims of crimes of a sexual nature, and of these 5,486 (2,662 in the first half of 2009) were victims of rape, and 3,237 (1,587 in the first half of 2009) were victims of violent acts of a sexual nature. The number of women drawn into prostitution was 241 (142 in the first half of 2009).

In the first half of 2009, 16,101 women became victims of a crime committed by a family member, in 8,217 of these cases the perpetrator being the husband of the victim. The corresponding figures for 2008, were: 26,531 and 13,942.

It should be noted that the percentage of crimes involving sexual violence against women stands at just 0.4 per cent. The rate of detection of such crimes is 96 per cent.

For each indicator of the violation of the rights and lawful interests of women, the prosecutors arrange corresponding checks, in the light of which response measures aimed at eliminating the identified infringements of the law are taken by the prosecutors.

According to data from the Ministry of Internal Affairs of the Russian Federation (MVD of Russia), during 2009 222,500 crimes accompanied by violent acts were committed against women,

including 13,200 of a sexual nature. 4,800 criminal proceedings were initiated on the basis of article 131 (rape) of the Criminal Code of the Russian Federation and 3,300 on the basis of article 132 (violent acts of a sexual nature). A significant number of property crimes whose victims were women were recorded. Thus, 34,500 criminal proceedings were initiated on the basis of article 161 (robbery), and 11,100 proceedings on the basis of article 162 (robbery with violence).

In 2009, 230,300 women became victims of crimes of the category specified, which exceeded the corresponding indicator for 2008 by 3.1 per cent, while at the same time the number of victims of violent crimes of a sexual nature increased by 6.6 per cent (from 13,500 to 14,500).

Experience shows that the main causes of the occurrence of violence are the spread of domestic drunkenness and alcoholism, unemployment (more than half of those who committed crimes did not have a regular source of income), property disputes and, as a consequence, the growth of conflict situations in families.

Thus, the majority of crimes (120,500) against women which are accompanied by violent acts are committed in an apartment or private house, i.e. in the home. At the same time, 28,100 women were family members, and of these 14,500 were spouses.

Liability for rape is established by article 131 of the Criminal Code of the Russian Federation. Spousal rape is not distinguished as an independent category of crime. The Criminal Code of the Russian Federation contains no specific provisions concerning the protection of elderly women or women with a disability; non-specifically, the commission of a crime against a defenceless or helpless person or a person who is dependent on the guilty person (sub-item h of part 1 of article 63 of the Criminal Code of the Russian Federation) is an aggravating circumstance.

In 2,400 cases of crimes accompanied by violent acts the victims were women with a disability.

The Criminal Code of the Russian Federation does not contain any specific provisions concerning the protection of elderly women or women with a disability; non-specifically, the commission of a crime against a defenceless or helpless person or a person who is dependent on the guilty person (sub-item h of part 1 of article 63 of the Criminal Code of the Russian Federation) is an aggravating circumstance.

It is believed that the figures available for so-called “family” crime are somewhat underreported. This can largely be explained by the unwillingness of the victims themselves to call the “offenders” to account.

In order to prevent such crimes, the internal affairs agencies carry out work to identify persons committing offences in the area of family and domestic relations, chronic alcoholics and mentally ill persons who present an immediate danger to those around them, and timely preventive measures are applied. In addition, explanatory work is carried out with the aim of persuading persons who are ill due to drug addiction or alcoholism voluntarily to undertake a course of treatment in special drug addiction centres.

As at 1 January 2010, 3.5 million persons are on preventive treatment registers for antisocial behaviour, including 261,300 who fall into the category of “family troublemakers”, 372,200 chronic alcoholics systematically committing offences, 167,100 drug addicts, and 50,300 mentally ill citizens whose behaviour presents a danger to those around them, primarily to women and children.

By decision of the Security Council of Russia, the law-enforcement agencies have been set the task of preparing draft laws to bolster the status of victims and to ensure their safety, including for

women who have been victims of domestic violence. Over the coming three years, the state plans to allocate 1.604 billion roubles to fund programmes of assistance to victims.

In order to prevent incidents of violence against women and to render prompt assistance to women who find themselves in difficult life situations, exposed to violence or the threat of it being used, appropriate programmes are being developed and implemented in constituent entities of the Russian Federation and specialist services are being established which are capable of responding effectively to such incidents. Details of these are set out under item 37 of the Report on the implementation in the Russian Federation of the UN Convention on the Elimination of All Forms of Discrimination against Women (combined sixth and seventh periodic report).

A great deal of work on averting and preventing domestic violence is being carried out in the constituent entities of the Russian Federation.

Thus, in accordance with plans adopted by the Government of St. Petersburg in 2006-2007 for the development of social welfare for the general population and of family policy, a programme of “Social support for women who have suffered from violence” is currently being implemented. The programme is targeted at providing complex assistance to women who have suffered from sexual, physical and psychological violence, as well as at training telephone helpline counsellors for work with gender-based violence.

In 1995, the first social protection institution in the Russian Federation catering for women with children, the “Crisis centre for Women”, opened in St. Petersburg. Since the centre has been in operation, more than 65,000 people have received various kinds of assistance there.

In order to provide psychological and legal assistance to women who find themselves in a difficult life situation and who have been subjected to domestic violence, including sexual abuse, the St. Petersburg social organization “Women’s Health in St. Petersburg” has published information and reference materials entitled “Family without violence – society without terror”.

A targeted regional programme “Social support for people who find themselves in a difficult life situation, including women who have suffered from violence” is being implemented in Krasnoyarsk krai (territory). A non-governmental organization, the “‘Willow’ crisis centre for women and their families who have been subjected to violence” operates on a permanent basis in the territory’s centre.

Decree No. 1129, dated 11 July 2009, established in Krasnoyarsk krai a Plan of Action for Ensuring Gender Equality in Krasnoyarsk Krai for the Period 2009-2011, covering such aspects as informing people about the resolution of gender issues, ensuring equal rights for men and women on the labour market, health protection and occupational safety of men and women, developing a system of social services for women and children and providing assistance to victims of violence, stabilizing family relations and improving the image of fatherhood and motherhood. For the purposes of coordinating execution of the measures provided for under the Plan, the same decree established a commission to examine issues of gender equality.

A coordinating council for the implementation of gender equity policy, headed by the first deputy governor, has been established in Vologda oblast. Since its launch in September 2007, a “white ribbon” campaign has been held in the region’s territory each year, aimed at drawing people’s attention to the problems of family violence, at shaping a negative attitude toward the fact that it occurs and at organizing opposition to violence in society.

In Orenburg oblast, under the “Life without violence” programme developed in 2006 with its focus on “Organizing work on the social rehabilitation of under-age mothers and girls who have been

living under difficult conditions”, crisis centres for women with children have been opened in the oblast’s cities of Orenburg and Buzuluk, where they are provided with social, medical and psychological assistance.

Women who have been victims of mental and physical abuse in the family and find themselves in severe emotional and psychological crisis, or in a conflict situation which does not allow them to continue living in the family, are provided with temporary refuge and help from qualified specialists.

In order to provide socio-psychological, socio-legal, socio-educational and other types of social assistance to women in Novosibirsk oblast, a department providing assistance to women living in difficult situations has been carrying out its work in the city of Berdsk for over seven years. In Novosibirsk, “Golubka”, a home for mothers which is concerned with the rehabilitation of single mothers who have fallen into difficult life situations has been running for 10 years. Crisis sections have been established within the organizational structure of the Krasnodar and Tuapsinsk centres of social assistance for families and children.

In Kemerovskaya oblast, there are three crisis sections for women who find themselves in difficult life situations. The sections are one of the forms of assistance provided for women aged from 18 to 50 who have been subjected to violence and need housing and assistance in resolving legal issues. The facilities are organized to cater for both daytime stays and a 24-hour in-patient service.

In Ivanovo oblast, the “Public Committee for the Protection of Childhood and Morality” has been operating since 2002; its sphere of activity includes rehabilitation work with women who have been subjected to violence.

Use is also made of such forms of assistance as organizing self-help groups for women who have suffered abuse (Vologda oblast).

There are organizations and institutions providing assistance to women who have been victims of abuse in Perm, Altai and Khabarovsk kraia and in many other regions.

They all provide various kinds of assistance to women and children who have found themselves in crisis situations, including cases where this is due to cruelty. Their objective is to ensure the women’s fullest possible psychological rehabilitation and adjustment within the family and in society and to carry out preventive work aimed at eradicating domestic violence.

In the majority of regions, social rehabilitation and preventive work is implemented in collaboration with internal affairs agencies.

Thus, the Ministry of Internal Affairs of the Republic of Tatarstan has signed a bilateral agreement with the public non-commercial partnership of the “Fatima” women’s crisis centre, which regulates the joint activity of the internal affairs agencies and of employees of the association regarding identifying and gathering information on incidents of violence against women. The centre provides qualified psychological, legal, counselling and other assistance to women who have been victims of abuse.

The Administration of Kostroma oblast together with the Directorate of Internal Affairs for Kostroma oblast are implementing a package of measures aimed at protecting, assisting and rehabilitating women who have been victims of criminal violations. For these purposes, use is also being made of the facilities of the Centre for Practical Psychotherapy and Practical Psychology, which serves as the base for a telephone helpline.

The issue of organizing collaboration between state, municipal and law-enforcement agencies to protect the rights and freedoms of women was examined in March 2009 at a meeting of the interdepartmental commission on preventing legal offences in Ivanovo oblast.

The prevention of violence in the family and domestic sphere requires diagnosis of the causes of family conflict by specially trained personnel, combining enforcement with support and assistance measures and the participation of all interested departments, institutions and social organizations.

Social organizations are quite actively engaged in the issue of violence against women. With their involvement, educational and promotional measures to raise standards and understanding of the situation among employees in the law-enforcement agencies, health care and social services are being strengthened and methodological manuals published. The Centre for the Provision of Personnel Services of the Ministry of Internal Affairs of the Russian Federation is engaging in cooperation with an association of women's non-governmental organizations on preparing recommendations concerning domestic violence.

Actively involved are the "Stop violence" association of crisis centres for women (unites 47 non-governmental crisis centres), the "Sisters" independent charitable centre for support to victims of sexual abuse, the "Falta" centre for assistance for women and the "Yaroslavna" centre for psychological support for women.

International cooperation in this area is being strengthened. Together with the European Institute for Crime Prevention and Control (HEUNI), a reference manual, "Strategies for preventing violence in the family", has been drawn up and published. It contains experience drawn from the activity of law-enforcement agencies in foreign countries in this line of work.

A system of cooperation with international organizations has also been developed in a number of constituent entities of the Russian Federation. For example, in St. Petersburg, the "St. Petersburg Social & Economic Institute", a non-governmental educational institution, is implementing, jointly with the Swedish company "SPRANGBRADAN" and the Swedish Male Network, the "MIR (Men in Russia)" programme, the aim of which is to support the moulding of a culture of non-violence in society by involving men in activities to implement gender equality. Well-known international organizations participating in this work include the Nordic Council of Ministers, the International Labour Organization, the worldwide network of women business owners (FCEM), the American Bar Association (ABA CEELI) and others. With the support of the Nordic Council of Ministers, more than 20 seminars, forums and mass events aimed at implementation of a policy of gender equality have been held in Russia.

The activity of the Fund to Support Children in Difficult Life Situations, which was created under Decree No. 404 of the President of the Russian Federation of 26 March 2008, is aimed at creating a new administrative mechanism which will make it possible, where powers are shared between the federal centre and constituent elements of the Russian Federation, to reduce significantly the prevalence of social deprivation of children and of families with children and to stimulate the development of effective forms and methods of working with families and children in need of assistance.

The main lines of activity of the Fund are connected with the prevention of family break-ups and the social orphanhood of children, the restoration of a family environment that is favourable for raising a child, and the family arrangements for orphaned children and children left without parental care, among other things.

In 2009, the Fund implemented the “Stages of growth” programme to introduce into the practical work of the regions innovative inter-agency tools for preventing family break-up and social orphanhood (networking, intensive family therapy, support for parenthood, social management, etc.).

The following have been selected as pivotal regions for the spread of innovative tools: Altai krai, Moscow, Volgograd, Vologda and Saratov oblasts, the Republic of North Ossetia-Alania and Khanty-Mansi Autonomous Okrug-Yugra.

Under this programme, 485 specialists from 14 regions of Russia have undergone training. In 2009, 193 projects and 60 regional programmes were selected from 1,190 projects and 119 regional programmes which had approached the fund, and more than 122 million roubles has already been transferred for their implementation.

Item 12

In 2009, the law-enforcement agencies of the Chechen Republic did not receive any reports of the unknown disappearance or kidnapping of women connected with the members of illegal armed organizations.

On 2 November 2009, the public prosecutor’s office in the Leninsky district of Grozny received notification from L. Kh. Gaisanova concerning the kidnapping on 31 October 2009 of her daughter Z.I. Gaisanova by unknown persons from the yard of house No. 7, located on Darwin Lane in Grozny.

Based on the results of checks carried out on the basis of articles 144-145 of the Code of Criminal Procedure, the investigator of the Leninsky interdistrict investigative department of Grozny’s Investigative Directorate of the Investigative Committee attached to the Public Prosecutor’s Office of the Russian Federation for the Chechen Republic initiated criminal proceedings on 16 November 2009 under item “a” of part 2 of article 126 of the Criminal Code of the Russian Federation, which have been passed for further investigation to department No. 2 (for the investigation of particularly important cases) of the Investigative Directorate of the Investigative Committee attached to the Public Prosecutor’s Office of the Russian Federation for the Chechen Republic.

From operational information, it is known that Z. I. Gaisanova was involved with members of illegal armed organizations. This is indirectly confirmed by the killing on 31 October 2010 of A. A. Khasanov, an active member of an illegal armed group, during the course of special operations carried out by officers of law-enforcement agencies which took place in the household of Z. I. Gaisanova, located at 7 Darwin Lane, Grozny.

At the present time, a criminal case is proceeding, in which investigations and a search operation are being conducted aimed at establishing the whereabouts of Z. I. Gaisanova and the persons who carried out her kidnapping. The fact of Z. I. Gaisanova’s involvement with members of illegal armed groups is being checked by investigative means.

Item 13

With regard to combating trafficking in persons, there is an awareness of the need for a complex approach to countering this type of crime, both at the domestic and at the international level, by means of harmonizing legislation, among other things.

The Russian Federation is fulfilling its obligations with regard to combating trafficking in persons and punishing those who have committed such socially dangerous acts in accordance with the United Nations Convention against Transnational Organized Crime and the Protocol to Prevent, Suppress and Punish Trafficking in Persons, Especially Women and Children, which was signed on 12

December 2000. Russia is actively bringing its internal legislation into harmony with the underlying United Nations Conventions in this area.

Trafficking in persons is seen as a multi-faceted social and legal phenomenon, which includes within it a diverse complex of criminal acts. In such an interpretation, trafficking in persons involves crimes linked to coercion to remove human organs or tissues for transplantation, use of slave labour, recruitment to engage in prostitution and the organization of prostitution, the illegal trade in pornographic materials, including with images of minors, as well as the organization of illegal migration.

Since 1998, Russia has participated in combating trafficking in persons within the framework of an Agreement on Cooperation by the Member States of the CIS in Combating Crime.

In 2008, the Interparliamentary Assembly of the Member States of the CIS, with the participation of the Office of the Prosecutor General of the Russian Federation, developed and adopted two model laws “On counteracting trafficking in persons” and “On the provision of assistance for victims of trafficking in persons,” as well as recommendations for the unification and harmonization of legislation of the member states of the CIS in this field, in which special sections are devoted to the activities of the law enforcement and other state agencies and social institutions in relation to combating the sexual exploitation of people. These model acts have been prepared based on an international approach to combating this type of crime and encompass a whole range of measures for preventing, detecting, uncovering and stopping crime, punishing guilty persons and providing assistance for victims.

They provide for states to adopt, in addition to special legislative acts on combating trafficking in persons and providing assistance for its victims, appropriate rules of criminal, administrative and criminal procedure law.

Since 2003, articles 127.1 “Trafficking in persons” and 127.2 “Use of slave labour” of the Criminal Code have been in force.

In November 2008, amendments were incorporated into the Criminal Code of the Russian Federation providing for the aggravation of criminal liability for crimes connected with trafficking in persons. In particular, the definition of “trafficking in persons” was broadened (description specified in the first part of article 127.1 “Trafficking in persons”), while in part 2 of article 127.1 new qualifying criteria were introduced (for example, the act provided for by part 1 of the article, committed against a person known by the guilty person to be in a helpless state or to be materially or otherwise dependent on the guilty person, or against a woman known by the guilty person to be in a pregnant state).

In contrast to the previously existing article 152 of the Criminal Code of the Russian Federation “Trafficking in minors”, the first parts of articles 127.1 and 127.2 establish liability for trafficking in persons and the use of slave labour irrespective of age. The perpetration of these acts against a person known to be a minor forms a qualified category of crimes (item “b” of part 2 of articles 127.1 and 127.2 respectively of the Criminal Code of the Russian Federation). Moreover, minors are defined as all persons up to the age of 18 years.

The legislation of the Russian Federation also provides for administrative liability for engagement in prostitution (article 6.11 of the Code of Administrative Offences of the Russian Federation), deriving income from engagement in prostitution where this income is connected with another person’s engagement in prostitution (article 6.12 of the Code of Administrative Offences of the Russian Federation), and the illegal transportation of persons across the state border of the Russian Federation (article 18.14 of the said code).

State protection measures provided for under the Criminal Procedure Code are aimed at protecting the rights of persons who have been victims of trafficking in persons or are in possession of information about this criminal activity.

No special measures regarding the protection of women and girls from recruitment agencies engaging in trafficking in persons and from marriage agencies specializing in marriages with foreign citizens are provided for under Russian law.

The Federal law “On state protection of victims, witnesses and other parties to criminal proceedings”, which is used to protect victims of crimes, including victims of trafficking in persons, has been in force in the Russian Federation since 2005.

For the purposes of guaranteeing their protection, a state programme “Guaranteeing the safety of victims, witnesses and other parties to criminal proceedings for the period 2009-2013”, which provides a complex set of social rehabilitation and support measures for victims, has been approved by a Resolution of the Government of the Russian Federation.

If trafficking in persons is considered strictly in accordance with the wording of article 127-1 of the Criminal Code of the Russian Federation, which provides for liability directly for trafficking in persons, then the overall number of such crimes in Russia is small and amounts to just a few dozen each year.

For example, over the last few years a number of organized criminal groups engaged in the recruitment of Russian citizens to provide sex services in countries in Western Europe, the Near and Middle east, Africa, Asia and North America has been identified.

Despite their largely concealed nature, over the five year period from 2004 to 2008 more than 25,000 such crimes were detected and more than 15,000 persons guilty of committing such crimes were identified.

In 2009, 66 crimes which qualified under item 2 of part 2 of article 127.1 (trafficking in persons) were recorded. 67 persons who had committed such crimes were identified.

Characterizing the social status of victims, it can be stated that the majority of persons who are objects of human trafficking are women and girls from the least socially protected strata of the population, who are being exploited for prostitution.

Item 14

In order to prevent and suppress trafficking in persons, the operational capacity of all the law enforcement agencies has been brought to bear alongside the investigation agencies. Besides the internal affairs agencies, which contain special subdivisions for combating trafficking in persons and crimes against morality, operational staff of the Federal Customs Service, the Federal Drug Control Service of the Russian Federation and the Federal Security Service of the Russian Federation are also involved in detecting the crimes under consideration.

In pursuance of Order No. Pr-566 of the President of the Russian Federation of 12 March 2009, coordinated operational and preventive measures and special operations “Illegal 2009” were carried out in the period from 15 March to 15 August 2009 in the territory of the Russian Federation by forces of the internal affairs agencies and of the Federal Migration Service of Russia, in order to counter the illegal migration of citizens from third countries, including trafficking in persons.

In the course of carrying out the operation in the territory of the Russian Federation, checks were made of more than 35,000 where the population includes a high proportion of foreign citizens and

stateless persons and of more than 750 organizations providing intermediary services transporting persons across the borders of the Russian Federation under the guise of arranging employment, of which 107 were marital and modelling agencies providing services connected with introductions to foreign citizens, and 544 were tourism companies engaged in preparing documents and visas, including offering services arranging employment abroad.

Checks were made of more than 24,000 employers, who use the labour of foreign workers engaged in labour activity in the territory of the Russian Federation – more than 71,000 citizens.

One of the main objectives of the operation was to uncover and investigate crimes connected with trafficking in persons. Thus, in the course of conducting “Operational Experiment”, an operational investigation to expose persons engaged in trafficking in persons, officers of the Criminal Investigation Directorate of the Main Directorate of Internal Affairs in Moscow, working together with officers of the Immigration Control Department of the Federal Migration Service Directorate arrested U. Khaitsin, a citizen of the People’s Republic of China, and Kao Tkhi Khuye, a citizen of the Republic of Vietnam, who had sold Nguyen Tkhi Khang, a citizen of the Republic of Vietnam, to citizen Chzhan Min Min for further sexual exploitation for 50,000 roubles. Based on these facts, criminal proceedings have been instigated under part 3 of article 127.1 of the Criminal Code of the Russian Federation, and the perpetrators have been arrested and are under investigation.

Moreover, in accordance with the Federal Law No. 128-FZ of 8 August 2001 “On the licensing of specific types of activity”, activity connected with the arrangement of employment for citizens of the Russian Federation outside the Russian Federation is subject to licensing.

The regulations on the licensing of activity connected with the arrangement of employment for citizens of the Russian Federation outside the Russian Federation, which establish that monitoring of the observance of licensing requirements and conditions is carried out by the Federal Migration Service of Russia, was approved by Resolution No. 297 of the Government of the Russian Federation of 23 December 2006.

In respect of violations of the licensing requirements and conditions, liability is provided for in the manner established by the Code of Administrative Offences of the Russian Federation.

Special provisions concerning the protection of women and girls from employment agencies engaging in trafficking in persons and from marital agencies specializing in marriages to foreign citizens are not provided for under Russian law.

Item 15

Engagement in prostitution is an offence under Russian law for which administrative liability is established (article 6.11 of the Code of Administrative Offences of the Russian Federation). No special health protection programmes for women engaged in prostitution have been adopted.

At the same time, constituent elements of the Russian Federation do have experience of developing programmes providing assistance to women engaged in the provision of sexual services.

Thus, in Naberezhnye Chelny (Republic of Tatarstan) an inter-agency programme of “Stabilization of the rate of growth and spread of sexually transmitted diseases and HIV infection in the city for the period 2009-2011” has been developed, financed out of the local and republican budgets.

The aims of the programme indicated are the stabilization of the rate of growth in and number of new cases of HIV infection among persons using injecting drugs, persons providing sexual services for payment and among persons of sexually active age.

Constituent elements of the Russian Federation have centres for preventing and combating AIDS, where information and advisory support and treatment and diagnostic assistance are provided for persons engaged in prostitution and confidentiality is observed.

For example, in Kaluga oblast, the “Kaluga regional centre for preventing and combating AIDS and infectious diseases”, a state health-care institution, is the focal point for measures being taken to prevent HIV infection among the most vulnerable groups in the population (young persons aged 15-29 years, injecting drug users, persons providing sexual services for payment, patients with sexually transmitted infections and women of child-bearing age).

In St. Petersburg, the city’s centre for preventing and combating AIDS serves as a base providing information and advisory support and treatment and diagnostic assistance for HIV-positive and AIDS patients, in the first instance to the most vulnerable groups (young persons from 15 to 29 years of age, injecting drug users, persons providing sexual services for payment, patients with sexually transmitted infections), and carrying out preventive and anti-epidemic work to combat HIV infection.

In Irkutsk oblast, there is a rehabilitation centre for drug dependents “Crossing of the seven roads” in operation where they work with injecting drug users and persons providing sexual services, conduct training courses and carry out informational and promotional work. There is also similar work being done in other constituent elements of the Russian Federation.

The provision of rehabilitation services and advisory assistance is regulated by Federal Law No. 195-FZ of 10 December 1995 “On the foundations of social services for the population in the Russian Federation”. In accordance with the said federal law, citizens who have suffered physical or psychological abuse are provided with temporary refuge, advisory assistance and rehabilitation services, in particular, assistance with social and psychological rehabilitation.

An important role in preventing the problem of trafficking in persons and in minimizing its consequences is played by the state social protection agencies, which help to resolve issues of the social and physical rehabilitation of victims of trafficking in persons and their subsequent integration into society: agencies and institutions of the Ministry of Health and Social Development of the Russian Federation, employment services, guardianship and trusteeship agencies, social home-support services, social services institutions, consultant psychologists’ offices, “telephone helplines” etc.

Russia is faced with the task of further improving its national legislation to take into account common principles developed at the international level for combating trafficking in persons and raising the effectiveness of the work of law-enforcement agencies.

Item 16

See items 3 and 5.

The problem of the promotion of women to leadership positions remains topical. With the aim of improving state and municipal administration and the creation and effective use of a reserve of administrative personnel for priority areas of the economy, federal government agencies, government agencies of constituent elements of the Russian Federation and local government agencies, Decree No. 1252 of the President of the Russian Federation of 25 August 2008 formed a Commission reporting to the President of the Russian Federation on the creation and training of a reserve of administrative personnel.

In accordance with the Decree, a Russian national reserve of high-potential administrative personnel is being established – a single openly accessible database of the best specialists on three

management levels: municipal, regional and federal. Professionals with the most promising prospects have been included in what has been termed the President's quota, comprising 100 individuals, 11 of them women.

Subsequently, a further 500 individuals have joined the reserve, including 162 representatives of federal government (32.4 per cent), 94 representatives of regional government agencies (18.8 per cent), 149 business representatives (29.8 per cent) and 95 representatives from the fields of science and education and from state institutions and public organizations (19 per cent). The list contains 79 women (15.8 per cent).

By the middle of 2009, the number of persons included in the reserves of management personnel of the constituent elements of the Russian Federation stood at 30,308. Work on the establishment and use of municipal reserves of management personnel continues. Personnel reserves have been created in 63 of the 83 constituent elements of the Russian Federation (76 per cent), and they now already include 39,224 individuals.

During his meeting with the first hundred members of the personnel reserve, the President of the Russian Federation drew particular attention to the need for leaders of the Administration of the President and of the Government of the Russian Federation to increase substantially the proportion of women in management.

Item 17

The Office of the Prosecutor General of the Russian Federation has summarized the results of a review of reports and criminal case investigations on crimes committed against journalists in 2008/first half of 2009.

The summary showed that in the period indicated, criminal proceedings were initiated in 37 constituent entities of the Russian Federation in 103 cases in which the victims were journalists, while at the same time in 46 regions no criminal proceedings in this category were initiated.

Regarding the 103 criminal cases, only in 14 did preliminary investigation agencies in eight constituent entities of the Russian Federation (Republics of Altai and Dagestan, Karachay-Cherkess Republic, Krasnodar krai, Moscow and Saratov oblasts, Khanty-Mansi Autonomous Okrug-Yugra and Moscow) put forward theories of a link between the crimes committed and the professional activity of the victims.

Several criminal cases were identified in which the victims were women journalists.

1. In Cherkessk on 22 December 2008, unidentified persons violently attacked the correspondent of the federal news agency "REGNUM", Zh. Ya. Akbasheva, warning her to stop disseminating information on the "REGNUM" news agency website about the activity of representatives of the republic's executive authorities. The crime has not been solved.

2. In Krasnodar, V. N Kovalchuk, L. S. Pozoyan and I. A. Shumeiko obstructed journalists from the intergovernmental TV and radio company "Krasnodar", M. I Zakhozhy, I. I. Kizilbasheva and V. I. Gritskevich, from making a video recording of a report on the circumstances surrounding a road traffic accident which had occurred, beating them and also seizing from the film crew a video cassette with the recorded material and damaging the video camera. A criminal case was taken to court on 16 March 2009.

3. In Kogalym, Khanty-Mansi Autonomous Okrug-Yugra, on 7 January 2008, in the drug unit of the town hospital, V. A. Baskhanov inflicted bodily injuries on and threatened to kill the editor of the

“Infoservis” TV company, I. Yu. Zabyalovaya, who was in the hospital in order to prepare a report. A criminal case was brought to court on 28 January 2009.

Analysis has shown that the vast majority of criminal acts committed against journalists in the period indicated were not connected with their professional activity. The insignificant number of criminal cases connected with obstructing the professional activity of journalists is evidence of the uncommon, isolated nature of this type of crime.

It should be noted that the crimes in the category under consideration have evoked a high degree of public response: the murders of Politkovskaya, Markelov and Baburova are ensured a high level of investigation.

The criminal proceedings into the murder of Novaya Gazeta reporter Anna Politkovskaya initiated on 7 October 2006 on grounds of a crime provided for under article 105 part 2 item b of the Criminal Code of the Russian Federation (“Murder”), is being investigated by the Main Investigative Directorate of the Investigative Committee attached to the Office of the Prosecutor General of the Russian Federation.

Criminal charges have been brought against those accused of having committed this crime, D. R. Makhmudov and I. R. Makhmudov, as accomplices, and R. R. Makhmudov, who was named in an international arrest warrant in March 2008, as the actual perpetrator of the killing, as well as one of the organizers of the crime, S. G. Khadzhikurbanov.

Criminal proceedings against S. G. Khadzhikurbanov and the Makhmudov brothers (D. R. Makhmudov and I. R. Makhmudov) were referred for examination to the jurisdiction of the Moscow District Military Court, which acquitted the accused by jury verdict on 20 February 2009.

The acquittal verdict was annulled by decision of the Military Collegium of the Supreme Court of the Russian Federation and the criminal case was referred for reconsideration.

At the present time, the Investigative Committee attached to the Office of the Prosecutor General of the Russian Federation is continuing its investigation of the criminal case against the person who ordered the murder of A. Politkovskaya and against the immediate perpetrator. Investigative operations are being carried out both within the territory of Russia and beyond its borders, with the involvement of law-enforcement agencies of European states. The period for preliminary investigations into the case has been extended to 7 February 2010.

Criminal proceedings into the murder of the lawyer S. Yu. Markelov and freelance correspondent for “Novaya Gazeta” A. E. Baburova were initiated on 19 January 2009 on grounds of crimes provided for under article 105, part 1, article 30 part 3 and article 105 part 2 item “a” of the Criminal Code of the Russian Federation.

The preliminary investigation established that Y. D. Khasis and other persons whose identity was not established by the investigation, acting as part of an organized group with N. A. Tikhonov, carrying out a shared intention of murdering S. Yu. Markelov and A. E. Baburova, came on 19 January 2009 to house No. 17/9, Prechistenka Street, Moscow, in which the lawyer was holding a press conference, and began carrying out their observation.

When S. Yu. Markelov and A. E. Baburova left the press centre building and headed along Oprechistenka Street toward Moscow’s “Kropotkinskaya” underground station, Khasis, coordinating the actions of Tikhonov, followed them on the opposite side of the street mentioned, communicated this to Tikhonov and gave the agreed signal.

At approximately 14.30 near No. 1, Prechistenka Street, Moscow, Tikhonov intentionally fired two shots at Markelov's head from an unidentified 7.65-mm calibre firearm and one shot at Baburova's head. Markelov's death from the wounds he received occurred at the scene of the crime, while Baburova died the same day at Moscow's municipal clinical hospital No. 1.

N. A. Tikhonov and Ye. D. Khasis were charged on 4 November 2009 under items "a" and "g" of part 2 of article 105 of the Criminal Code of the Russian Federation. By rulings of the Basmany District Court in Moscow of 5 November 2009, the aforementioned persons were remanded in custody.

New charges were brought against Tikhonov and Khasis on 16 and 21 December 2009 in accordance with items "a" and "g" of part 2 of article 105 and part 3 of article 222 of the Criminal Code of the Russian Federation. ("Illegal acquisition, transfer, sale, storage, transportation or bearing of firearms, their basic parts, ammunition, explosive substances and explosive devices").

The period of custody from 29 December 2009 has been extended by rulings of the Basmany District Court in Moscow to 5 months 15 days for N. A. Tikhonov and to 5 months 16 days for Y. D. Khasis, i.e. to 19 April 2010.

At the present time, active operational investigative measures are being pursued aimed at establishing the identity of other persons involved in the perpetration of the crime, and also at consolidating evidence gathered earlier. The preliminary investigation period has been extended to 19 April 2010.

Items 18-19

Issues of granting women the right of appointment to leadership positions (including in the field of education) are reflected in articles 1, 2 and 3 of the Report on the Implementation in the Russian Federation of the Elimination of All Forms of Discrimination against Women (combined sixth and seventh periodic report).

Relevant activity in this field is aimed at raising the professional standard of teaching personnel and the quality of teaching, introducing progressive mechanisms for shaping the earnings of teachers which will provide for their substantial growth while at the same time taking account of the results of teaching activity, moulding a new type of leader – an education manager, implementing an age-based staffing rotation attracting new personnel and keeping them in the education system etc., which in the long term must lead to equalization of the gender composition of teaching personnel.

Item 20

One of the fundamental principles of labour relations is the bar on discrimination at work and in employment, which is enshrined in the 1998 ILO Declaration on Fundamental Principles and Rights at Work. The ban on discrimination at work is aimed at according all citizens equal opportunities to develop their work competencies. Only the professional qualifications of a worker should be considered when a labour contract is concluded.

The principle of gender equality takes as its basis the preamble to the Universal Declaration of Human Rights, adopted by the General Assembly of the United Nations on 10 December 1948, article 3 of the International Covenant on Civil and Political Rights of 16 December 1966 and article 3 of the International Covenant on Economic, Social and Cultural Rights of 16 December 1966 and is developed in the Convention on the Elimination of All Forms of Discrimination against Women of 1979. The principle specified is proclaimed in the constitutions of various states, including that of the Russian Federation, and is enshrined in part 3 of article 19 of the Constitution of the Russian Federation.

No law on equality of opportunities at work has been adopted in the Russian Federation as an independent normative legal act. Provisions prohibiting discrimination in matters of recruitment, promotion, working conditions or dismissal, as well as containing requirements for equal pay for work of equal value and providing means of legal protection, are contained in the Constitution of the Russian Federation (articles 37, 46) and the Labour Code of the Russian Federation (articles 2, 3, section XIII).

In order to guarantee the rights of women and men to equal pay for work of equal value, both administrative and criminal liability are provided for (article 5.27 of the RF Code of Administrative Offences “Violation of labour laws and labour protection laws”, and article 136 of the RF Criminal Code “Violation of the equality of human and civil rights and freedoms”).

Every state must ensure observance of the principle of equal pay for men and women for equal work or work of equal value.

By “pay” is meant the basic or minimum wage or salary, as well as any other remuneration, in cash or in kind, which a worker receives directly or indirectly from an employer in connection with his/her work.

Owing to their physiological characteristics, women do not have equal opportunities with men to exercise certain of their rights, which predetermines the necessity for their additional legal protection. Particular attention is given to issues of ensuring gender equity in matters of recruitment, work activity and payment for work by the Charter of Fundamental Rights of the European Union of 7 December 2000.

The implementation of integrated state policy for improving the situation of women is one of the priority directions of state socio-economic policy.

In accordance with Decree No. 337 of the President of the Russian Federation of 4 March 1993 “On the priority objectives of state policy in relation to women”, the central agencies of the federal executive branch, the agencies of the executive branch of government of the republics which make up the Russian Federation, of the krais, oblasts, autonomous entities, and of the cities of Moscow and St. Petersburg have been charged with tackling such priority objectives as:

- securing conditions for the genuine participation of women in the activity of state agencies and public organizations and in the shaping and implementation of state policy at all levels;

- establishing organizational, economic and legal guarantees for the implementation of women’s right to work;

- securing the ability of women to compete on the labour market by extending their training to encompass new professions and entrepreneurial activity, bridging the gap in the level of qualifications and pay of women workers, organizing retraining and improving the qualifications of women who have breaks in employment in connection with the birth of their children and caring for them;

- gradually bridging the gap in pay which has developed historically in branches of the economy employing predominantly women;

- securing the right of women to occupational safety and to protection of their life and health, taking into account their role as mothers;

- providing the social guarantees for working women provided for under existing legislation, irrespective of the form of ownership of enterprises, institutions and organizations, including upon their elimination or reorganization;

organizing and developing social services which allow parents to combine fulfilling their parental obligations with professional and voluntary work, among other things by maintaining and expanding the network of childcare institutions.

In accordance with current legislation, state labour inspectorates in constituent entities of the Russian Federation conducted 2,911 inspections over a nine-month period in 2009 for the purposes of carrying out supervision and monitoring of compliance with legislation on the employment of women, during the course of which 10,983 violations of labour laws were detected and rectified.

Analysis of the results conducted by state labour inspectorates in constituent entities of the Russian Federation confirms that the problem of ensuring observance and protection of the labour rights of working women remains quite acute, and violations of the requirements of special legal rules linked to securing the labour rights of women in organizations, mainly those engaged in non-governmental types of economic activity, are very widespread, which is often one of the causes of unsatisfactory working conditions.

The most common violations of labour legislation for women which were identified in the course of the inspections were as follows:

- non-payment of state social insurance benefits during leave to care for a child (article 255 of the Labour Code of the Russian Federation);
- involvement of women who have children under three years of age and of workers who have children with disabilities up to the age of eighteen years in overtime work or in work during the night, on days off or on public holidays without written consent and medical recommendations (article 259 of the Labour Code of the Russian Federation);
- violation of the established procedure for the recruitment of women (absence of written employment contract, failure to issue a recruitment order) (articles 67 and 68 of the Labour Code of the Russian Federation);
- violation of the procedure for annulling employment contracts and imposing disciplinary penalties and making payments in accordance with labour legislation (articles 77, 140 and 193 of the Labour Code of the Russian Federation);
- refusal to provide additional paid leave from work in harmful and (or) dangerous working conditions or provision of leave of shorter duration than that specified by the list of industries, plants, professions and jobs with harmful working conditions, employment in which gives entitlement to additional leave and a shortened working day;
- violation of the norms specifying the maximum allowable loads for women to lift and carry manually, which were established by Resolution No. 105 of the Government of the Russian Federation of 6 February 1993 (part 3 of article 253 of the Labour Code of the Russian Federation);
- violation of the work and rest routine, including the requirements of article 320 of the Labour Code of the Russian Federation on the establishment of a 36-hour working week.
- in many organization using women's labour, no workplace assessment of working conditions has been carried out, nor have the working conditions necessary for women been put in place (article 212 of the Labour Code of the Russian Federation).

Recently, appeals from pregnant women and women who have children under three years of age on matters relating to violation of the requirements of articles 255 and 256 of the Labour Code of the

Russian Federation, article 13 of the Federal Law of the Russian Federation “On state benefits for citizens who have children” and article 15 of the Federal Law No. 255-FZ of 29 December 2006 “On the provision of temporary incapacity, pregnancy and childbirth benefits for citizens liable for compulsory social insurance” have become more frequent. Checks are made of the facts in each case, and the violations rectified.

Item 21

The use of flexible forms of employment, including teleworking, the establishment of part-time work and flexitime, is regulated by labour legislation and other normative legal acts containing labour law regulations.

The work of teleworkers is regulated by the Labour Code of the Russian Federation, and by Resolution No. 275/17-99 of the USSR State Committee for Labour and Social Affairs and the Secretariat of the All-Union Central Council of Trade Unions of 29 September 1981 “On adoption of a provision on the working conditions of teleworkers,” insofar as it does not conflict with the Labour Code of the Russian Federation and other acts containing labour law regulations, with special features established by the Labour Code of the Russian Federation. The work of teleworkers is also regulated by trade standards, collective agreements and employment contracts.

Teleworkers are deemed to be persons who have concluded an employment contract on performing work at home using materials, tools and mechanisms allocated by the employer or purchased by the teleworker at his/her own expense. A teleworker may perform work stipulated under an employment contract with the assistance of members of his/her family. Where this is done, no employment relationship arises between members of the teleworker’s family and the employer (part 1 of article 312 of the Labour Code of the Russian Federation).

The work of teleworkers is generally targeted at the production of consumer goods and the provision of particular types of services for citizens and companies. The management of such companies may also use the work of teleworkers for producing (performing) other types of goods (tasks) if, based on the nature and technology of the production, this is possible under home conditions and is economically worthwhile.

The priority right to conclude an employment contract for work at home is given to women who have children aged up to 15 years.

The validity of labour legislation and of other acts containing labour law regulations, including guarantees of payment for a period of temporary incapacity and of leave, extends to teleworkers.

An employer must provide safe working conditions (use of means of personal protection, observance of a work-rest routine, training in safe methods and procedures for the performance of work, checking knowledge of occupational safety requirements, etc.).

Under article 312 of the Labour Code of the Russian Federation, an employment contract with a teleworker may be terminated on grounds provided for by the employment contract (for example, production of defective products, lack of orders or raw materials).

According to the quarterly data provided by the state labour inspectorates in the constituent constituent entities of the Russian Federation, no violations of the labour rights of workers working at home were detected during the implementation of inspection and monitoring measures in 2009.

The development of flexible forms of employment which allow a high degree of freedom to operate and independence coupled with significantly less (compared with standard traditional

employment) external regulation in the organization of labour and production is one of the conditions for broadening the employment options of women combining professional duties and family obligations.

Flexible forms of employment may be realized in the shape of employment connected with the organization of independent activity by a citizen, employment at workplaces with part-time hours and a rolling schedule/flexible working hours, and teleworking.

For workers whose working schedule differs from the general rules established by a given employer, the duration of the working week and of a day's work (shift), the time for starting and finishing work, the time for breaks during work, the number of shifts per day, and the rotation of work days and non-work days are established by the employment contract (article 100 of the Labour Code of the Russian Federation).

Based on the results of a survey of the registered labour market in the first half of 2008, the proportion of vacancies for flexible forms of employment lay within the range of 2.6-4.0 per cent of the total number of vacancies filed with the employment service agencies.

At the same time, vacancies providing teleworking employment accounted for less than 1 per cent.

In order to assess the status of flexible forms of employment in 70 constituent entities of the Russian Federation, a sample survey of employers and of persons providing care for children with disabilities was conducted, the results of which indicate negligible use by employers of part-time work schedules and of teleworking for particular categories of workers, including for women raising children with disabilities.

The proportion of workers employed in flexible forms, including teleworking, does not exceed 2 per cent of the total number of employees, and in a number of the constituent entities of the Russian Federation stands at less than 0.1 per cent.

Thus, in Primorsky krai it measures 1.7 per cent, in Volgograd and Irkutsk oblasts 0.8 per cent, in the Jewish autonomous oblast 0.6 per cent, in Novosibirsk oblast 0.5 per cent, in the Republic of Bashkortostan and Tomsk oblast 0.4 per cent, in Tyumen oblast 0.37 per cent, in Ivanovo and Yaroslavl oblasts and in the Udmurt Republic 0.2 per cent, in Krasnoyarsk krai 0.06 per cent, and in Astrakhan and Saratov oblasts 0.02 per cent.

Flexible forms of employment for women are used primarily in the following sectors of economic activity:

- retail trade;
- hotels and restaurants;
- transport and communications (predominantly in communications);
- real estate operations, rental and provision of services;
- education;
- health care;
- provision of communal, social and personal services.

Flexible forms of employment for women have also become widespread in social services.

Teleworking is predominantly used in trade, communications and transport.

In certain constituent entities of the Russian Federation (Belgorod, Ivanovo, Kaluga, Smolensk, Sverdlovsk and Novosibirsk oblasts, and the Kabardino-Balkar Republic) matters pertaining to the use of flexible forms of employment, including teleworking, are regulated by the laws of the constituent entities of the Russian Federation, and integrated action plans are being drawn up to support the development of flexible forms of employment.

The greatest demand for the forms of employment mentioned is among women raising children with disabilities.

Registers of persons caring for children with disabilities and of their needs for state services in the areas of health care, education, employment and social protection are organized and maintained in the constituent entities of the Russian Federation.

In accordance with legislation on employment, executive agencies of the constituent entities of the Russian Federation exercising devolved powers in the area of employment promotion organize and maintain registers of the recipients of government services with regard to employment, which also contain information on women raising children with disabilities.

Social protection, health care and education agencies of the constituent entities of the Russian Federation maintain records of children with disabilities which make it possible to identify and meet the requirements of families, including women, with respect to the relevant types of services. At the same time, many of the constituent entities of the Russian Federation are setting up electronic systems for keeping records of children with disabilities (Chuvash Republic, Pskov, Nizhny Novgorod and Saratov oblasts and others).

In the majority of the constituent entities of the Russian Federation, measures for developing flexible forms of employment are being put into effect as part of the implementation of federal target programmes “Children of Russia” (sub-programme “Family and Children”, focal area “Families with children with disabilities”) and “Social support for the disabled for the period 2006-2010”, regional programmes adopted in constituent entities of the Russian Federation to build on the federal target programmes and special normative legal acts of the constituent entities of the Russian Federation on matters relating to social protection for citizens, including women, who have children with disabilities and for children with disabilities.

For example, in the Republic of Karelia the regional target programme “Children of Karelia for the period 2008-2011” includes a focal area “Families with children with disabilities”, with provision for solving problems including those of broadening the range and raising the quality of services provided for families with children with disabilities, ensuring the geographical accessibility of social services for children with special needs and developing support mechanisms for families with children with disabilities unable to take care of themselves.

In Novgorod oblast, measures to develop flexible forms of employment are being implemented as part of the oblast’s target programme “Development of a system of social protection for the population of Novgorod oblast for the period 2009-2012” and the oblast’s target programme “Children with special health needs and children with disabilities for the period 2009-2011”.

In Chelyabinsk oblast, additions have been incorporated in the list of measures of the oblast’s target programme “Social support for the disabled in Chelyabinsk oblast” for the period 2007-2010, stipulating a range of measures to develop flexible forms of employment (conducting a survey of persons caring for children with disabilities, organizing training in rehabilitation methods for these persons).

In Sverdlovsk oblast, as part of a public-private partnership to develop flexible forms of employment and provide rehabilitation services for people caring for children with disabilities, work is being carried out with families raising children with special needs in the vocational rehabilitation division of the state regional social services institute, the “Talisman Rehabilitation Centre for Children and Teenagers” (Ekaterinburg). During the summer, the institute collaborates with a private entrepreneur, the owner of a gift shop, in providing home-based work for older teenagers and mothers of children with special needs.

As part of the work of the boards of trustees of institutions, one of the measures for assisting families is the recruitment of people caring for children with disabilities. Representatives of a number of sponsoring organizations have expressed their willingness to recruit parents raising a child with disabilities. The provisions of a trilateral agreement for the region for 2009-2010 include obligations upon employers to include in collective agreements provisions for introducing variable (flexible) working hours at the request of a pregnant woman or one of the parents (guardian) of an infant (child with disabilities up to the age of 18 years) where the production/work process allows this.

Item 22

See table 22 of statistical annex 1.

For Russian women, a high level of involvement in economic activity is the norm. As early as the 1960s, economic activity among women was comparable with that among men — more than 80 per cent of women of working age worked. In the transitional period, economic activity among women of working age has declined, but not too drastically, (from 81.6 to 74.7 per cent), and the rates of decline have been comparable with the changes in the activity of men of the same age (from 86.6 to 78.9 per cent).

The greatest decrease in activity fell within the early, and most recessionary, years of the 1990s. The speed of growth in economic activity from 1999 onward was approximately equal for both sexes, with no gender discrimination.

If changes in the economic activity of women are compared across a wider age range — from 15 to 72 years using ILO methodology, then the decline of the recessionary years has almost been made up (63.7 per cent in 1992 and 61.6 per cent in 2005), especially in comparison with men of the same age (77.6 per cent and 71.4 per cent in the same years). Women have not only maintained a high level of economic activity but have substantially widened the age range for such activity into old age. Since the middle of the decade between 2000 and now the situation has stabilized and the indicators of economic activity have remained practically unchanged.

The position of women on the labour market is determined by demand in the economy for workers of a given socio-demographic group. This demand is conditional upon the competitiveness of female labour, the level of qualifications, the ability to switch jobs or professions and the terms of employment required as well as the system of social protection in the respective field of work.

In this respect, the greatest recruitment difficulties are experienced by women aged 16-29 years (about 72 per cent of mothers give birth to their children when they are in this age category).

Consequently, the main problems in advancing the employment of women are due to the difficulties of combining work and parenthood.

In the Russian Federation, the legal, economic and organizational foundations of state policy to promote employment in the population, including state guarantees with regard to implementation of the

constitutional rights of citizens of the Russian Federation, including women, to work and to social protection from unemployment are determined by the Law of the Russian Federation "On employment in the Russian Federation" (hereinafter, the Employment Act). Such guarantees as the provision by the employment service agencies of free advice and free information and services related to vocational guidance for the purpose of choosing a line of work (an occupation), recruitment and vocational training opportunities are extended to citizens looking for work, including citizens with family obligations (including those from low-income and large families and single-parent families), and pregnant women, irrespective of whether under established procedures they are considered unemployed or not.

Under item 2 of article 5 of the Employment Act, state policy with regard to assisting people into employment is aimed at securing equal opportunities for all citizens, regardless of gender and other factors, and at implementing measures facilitating the employment of persons experiencing difficulties finding a job, including single parents and parents of large families who are raising children of minority age or children with disabilities (in the Russian Federation, these are mainly women). Additional employment guarantees for this category of citizens are provided through the development and implementation of programmes to promote employment and to create additional jobs and specialized organizations.

Women made up over 50 per cent of the citizens who received state employment assistance services in the period January-September 2009. Included as part of the provision of state services was the organization of:

vocational guidance for the purpose of choosing a line of work (an occupation), recruitment and vocational training for 1,581,900 women, constituting 53.8 per cent of the total number of recipients of the service;

psychological support for 106,600 women (64.5 per cent);

professional development, retraining and skills upgrading for 187,600 women (54.0 per cent);

paid social work for 443,900 women (49.7 per cent);

temporary recruitment for 448,900 women (falling within the category of those experiencing difficulties finding work, aged from 14 to 18 years, and aged from 18 to 20 years among leavers of primary and secondary educational institutions looking for work for the first time) (50.2 per cent);

social adaptation for 113,500 women (67.0 per cent);

assistance with self-employment for 73,100 women (50.0 per cent).

As of 1 October 2009, more than 1,577,100 unemployed women had been removed from the figures of those registered as unemployed, including:

753,200 in connection with recruitment to a new job with the assistance of the employment service agencies;

167,600 in connection with undergoing vocational training under the direction of the agencies in question;

67,300 in connection with the granting of a work-related pension, including a pension granted prematurely on the proposal of the employment service agencies.

As at 1 October 2009, 963,200 unemployed women were recipients of welfare payments, including unemployment benefits. Those who find themselves in the most difficult position on the

labour market are the least protected categories of women – women with infants or children with disabilities, single mothers, women graduating from educational institutions, wives of servicemen living in military bases and women living in rural areas.

Item 23

In July 2007, a Federal Law “On the development of small and medium-sized enterprises in the Russian Federation” was adopted. During work on the text of this federal law, the criteria for defining the sector were brought as closely in line as possible with the criteria established in the Recommendation of the European Commission of 6 May 2003 concerning the definition of micro, small and medium-sized enterprises 2003-361-EC. This included the use of three basic conditions for recognizing a company as small or medium-sized:

the criterion of “autonomy” of the company, as the main element determining in many ways its market behaviour and stimulating the development of competition. This principle establishes, for the purposes of defining the status of a small and medium-sized business entity, a maximum limit on holdings of the Russian Federation, the constituent entities of the Russian Federation, municipal entities, foreign legal persons, foreign citizens, social and religious organizations in the nominal capital of companies of 25 per cent;

a threshold in terms of the number of employees in the company: up to 15 for microenterprises; from 16 to 100 for small enterprises; and from 101 to 250 for medium-sized enterprises;

a threshold in terms of the annual turnover of the company: up to 60 million roubles for microenterprises; up to 400 million roubles for small enterprises; and up to 1,000 million roubles for medium-sized enterprises. (The data is indicated net of value added tax.)

The federal law mentioned above enshrines the following principles of support for small and medium-sized business enterprises:

equal access for small and medium-sized business enterprises meeting the criteria provided for by federal development programmes for small and medium-sized business enterprises, regional development programmes for small and medium-sized business enterprises and municipal development programmes for small and medium-sized business enterprises, to participate in the relevant programmes;

provision of support subject to compliance with the requirements established by law concerning the protection of competition;

transparency of procedures for the provision of support.

One of the main elements of support for small and medium-sized enterprise is the programme of financial support which is being implemented using federal budgetary funds, budgetary funds of the constituent entities of the Russian Federation and local budgetary funds.

The Ministry of Economic Development of the Russian Federation has since 2005 been the federal agency authorized to provide such support out of federal budgetary funds.

Under the federal financial support programme, a package of measures is being implemented aimed at, among other things:

(a) the establishment and development of an infrastructure for supporting small business enterprises (business incubators);

- (b) support for small business enterprises producing and selling goods (labour, services), designed for export;
- (c) the development of a system for extending credit to small business enterprises;
- (d) the establishment and development of an infrastructure for supporting small companies in the field of science and technology;
- (e) support for regional small enterprise development programmes of the constituent entities of the Russian Federation.

In 2009, the size of the funds allocated for government support of small enterprise out of the federal budget was 18.6 billion roubles. In 2010, the programme is being financed to the tune of 11 billion roubles.

Federal budget funds are provided by the Ministry of Economic Development of the Russian Federation on a competitive basis in the form of grants to the budgets of the constituent entities of the Russian Federation in return for the co-financing of expenditure out of funds under the relevant budgets.

Grants to a constituent entity of the Russian Federation for the financing of measures to support and develop small enterprises are provided in accordance with the programme for the support and development of small enterprises approved by it and taking into account the principles for the provision of support set out above.

In the Russian Federation, equal and open access to the facilities, preferential tariffs and discounts provided to small and medium-sized business enterprises under governmental and municipal support programmes is thus guaranteed at the legislative level for women engaging in entrepreneurial activity or planning to open their own business.

Regional programmes of support for small enterprises, which include special sections for supporting female entrepreneurship, are being established in the constituent entities of the Russian Federation.

A special programme entitled the “Women’s Entrepreneurship Centre” is running in Leningrad oblast, and the priorities of Leningrad oblast Law No. 36-OZ “On the development of small and medium-sized enterprise in Leningrad oblast” of 30 April 2009 include support for women’s resource centres. The small-enterprise support programmes of Kurgan, Nizhny Novgorod, Sakhalin, Sverdlovsk and Chelyabinsk oblasts and of the Kabardino-Balkar Republic and the Republic of Sakha (Yakutiya) include support for women’s entrepreneurship. Many regions of Russia hold an annual “Woman director of the year” competition.

Item 24

Crimes against the sexual inviolability and sexual freedom of the individual have been enshrined in law in Chapter 18 of the Criminal Code of the Russian Federation. In addition to rape, liability has been established for any other violent acts of a sexual nature (article 132 of the Criminal Code of the Russian Federation) and for coercion to perform acts of a sexual nature by exploiting the material or other dependence of the victim (article 133 of the Criminal Code of the Russian Federation), which are usually dealt with as sexual harassment of women in the workplace.

Article 133 of the Criminal Code of the Russian Federation includes under coercion to perform acts of a sexual nature coercion of a person to enter into sexual relations, to commit a homosexual or

lesbian act or to commit other acts of a sexual nature by means of blackmail, the threat of destruction, damage or removal of property or by exploiting the material or other dependence of the victim.

The phrase “other dependence” referred to in the wording of article 133 of the Criminal Code of the Russian Federation should be understood to mean, first and foremost, work-related dependence (dependence at work), dependence on a representative of authority and dependence of a patient on a person providing medical assistance. The essential thing in this case is the existence of a dependence on a particular person by reason of the office or regulated social status held by him.

No other ways of influencing the will of the victim in order to induce him/her to perform acts of a sexual nature are criminalized in article 133 of the Criminal Code.

The crime is punishable by a fine of up to 120,000 roubles or the equivalent of the wages or other income of the convicted person for a period of up to one year or by corrective labour for a term of up to two years or by deprivation of liberty for a term of up to one year.

The statutory regulations on “coercion” have a nearly 100-year history (they first appeared in the Criminal Code of the Russian Federation in 1922), reflecting the long pathway of legislative evolution, from a crime infringing upon the sexual freedom exclusively of women to a norm guaranteeing to an equal extent the sexual freedom of both males and females.

In the case of coercion, a person enters into sexual relations involuntarily, being under pressure. Such a situation makes it difficult for the victim but does not deprive the victim of the ability to choose an action, does not place him/her in an inextricable situation as in the case of rape. Coercion is differentiated from seduction to commit sexual acts, one variation of which is a promise of various privileges and benefits (for example, a promise of marriage, of promotion in office or of a travel invitation). In this case, the consent to enter into sexual relations is based on a personal choice of the victim in expectation of the promised benefits. Under such circumstances, the person is not considered a victim.

Item 25

According to data from the Ministry of Health and Social Development of the Russian Federation, in 2008 the number of women of fertile age using modern contraceptives (intrauterine devices and hormonal contraceptives) stood at 5 million. The number of women using hormonal contraception methods stood at 4.12 million.

The financing of the procurement of contraceptives is being implemented as part of territorial programmes of state guarantees to provide citizens with free medical care for the relevant year.

One of the most important lines being pursued in increasing fertility is the systematic work being carried out to lower the number of abortions.

The total number of abortions fell from 1,675,700 in 2005 to 1,385,600 in 2008; the figure for abortions per 1,000 women of fertile age decreased from 10.3 in 2005 to 9.0 in 2008, and the figure for abortions per 100 births from 117.4 to 81.1, correspondingly. Since 2005, the number of births in the Russian Federation has thus exceeded the number of abortions.

A positive change has been recorded in the fall in the number of abortions in primigravid women (from 161.5 in 2005 to 136.8 in 2008). The number of abortions in girls up to 14 years of age decreased from 1.0 in 2005 to 0.9 in 2008, and in the age group 15-19 years, it was down from 165.7 in 2005 to 124.6 in 2008.

The fall in the number of abortions is contributing to a decrease in the incidence of gynaecological diseases, a reduction in maternal mortality after termination of pregnancy and an improvement in reproductive potential.

Occupying a special place in the work on preventing abortions are women's clinics which are the primary link for obstetric/gynaecological care, very accessible to the population and closely linked to the activity of many medical and preventive treatment facilities and specialists.

For the purpose of developing social and psychological care for women, Order No. 389 of the Ministry of Health and Social Development of the Russian Federation of 1 June 2007 approved a provision concerning organization of medical and social care consultancy work of a women's clinic and provided for the introduction of posts for social workers and psychologists in women's clinics. The main functions of social workers and psychologists in women's clinics are to provide medical and social home support to families, to provide medical and psychological support and social and legal assistance to women, to provide medical and psychological support to minors to prepare them for family life, to implement measures to prevent pregnancy terminations, to raise awareness among women of the need to carry a pregnancy to term, to provide further support during pregnancy and to carry out work to shape stable ideas of a healthy lifestyle.

The implementation of this order is allowing measures to be carried out more effectively on preventing abortions, especially among socially disadvantaged women, to identify social risk factors for women, to address early on the issue of the possibility of a pregnancy being carried to term and to optimize measures focused on protecting the reproductive health of women in the Russian Federation.

In recent years, great advances in the treatment of devastating extragenital diseases have been made in the Russian Federation. In this regard, Order No. 736 of the Ministry of Health and Social Development of the Russian Federation of 3 December 2007 established a new list of medical indications for the artificial termination of a pregnancy, from which more than 70 entries relating to diseases which had previously been contraindications to the maintenance of a pregnancy were excluded.

In order to prevent and reduce the number of complications following induced termination of pregnancy and to protect the reproductive health of women in the Russian Federation, Order No. 335 of the Ministry of Health and Social Development of the Russian Federation of 17 May 2007 established a recommended model of informed voluntary consent to an induced termination of pregnancy being carried out in the period up to 12 weeks.

The "Give me life" campaign, which was run in all the constituent entities of the Russian Federation in 2009, jointly by the Ministry of Health and Social Development of the Russian Federation and the Foundation for Social and Cultural Initiatives, served to raise people's awareness of contraceptives.

Women's clinics, gynaecology departments, family planning and reproduction centres, and day patient facilities held sets of lectures by specialists on methods of preventing unwanted pregnancy and on sexual behaviour.

Leading specialists in the field of obstetrics and gynaecology and family psychologists have spoken in the mass media, on television and on the radio on issues of hygiene training, promoting a healthy lifestyle, and family values.

Taking part in the campaign were health care management agencies, committees on sport, tourism and youth policy and on family affairs, demographic and social policy, departments of science and education, the management of civil registry offices, and social organizations.

See annex 1 (tables 38-41, 45).

Item 26

Under current legislation of the Russian Federation, the state guarantees the inclusion in the curricula of educational institutions of topical issues concerning moral and sex education (Federal Law No. 38-FZ “On prevention of the spread in the Russian Federation of disease caused by the human immunodeficiency virus (HIV infection)” of 24 February 1995. Responsibility for the implementation of said guarantee rests with the federal executive agencies, the executive agencies of the constituent entities of the Russian Federation and local self-government agencies in accordance with their competence.

Educational institutions are tackling the issue of sex education for schoolchildren by integrating it within moral and hygiene education, both within the framework of many school subjects and during extra-curricular periods.

Issues relating to sex are by their nature interdisciplinary, and their study is based on biological and medical, social and cultural and psychological and pedagogical studies.

Under the laws of the Russian Federation, issues of reproductive health are included in federal state educational standards and in model basic curricula for the school subjects “Biology”, “Fundamentals of health and safety” and “Physical culture”.

Syllabuses for the subject “Fundamentals of health and safety” provide for the study of such topics as “Reproductive health”, “Morals and health”, “Legal aspects of relations between the sexes”, “Reproductive health and socio-demographic processes in Russia”, “Family, basic functions of the family and human health”, “Fundamentals of family law in the Russian Federation”.

A new generation of federal state educational standards is currently being developed. At this stage, the federal state standard for primary general education has already been developed and adopted by Order No. 373 of the Ministry of Education and Science of the Russian Federation of 6 October 2009.

The standard indicated is based upon a systems/activities approach which involves the education and development of personal qualities which will meet the requirements of the information society and the innovation economy, and the recording of pupils’ individual age-specific, psychological and physiological characteristics, including gender characteristics.

In accordance with the requirements for the structure of the basic primary general education curriculum, an integral component of this document, alongside other sections, is a programme for fostering the cultivation of a healthy and safe lifestyle, which must provide for the development in the pupils of knowledge, attitudes, personal reference points and norms of behaviour that will ensure that they maintain and strengthen their physical, psychological and social health during the stage of primary general education as one of the most valuable elements of the person.

For the first time, as part of the work on the new standards, a draft Model Programme for the Spiritual and Moral Development and Personal Education of the Russian Citizen has been prepared. One of the objectives of this programme is to shape in pupils a culture of a healthy and safe lifestyle, including ideas on the mutual dependence of a person’s physical, moral and social and psychological health, and on the importance of morals and ethics in preserving a person’s health.

The foundations of the moral, physical and intellectual development of a child's personality lie chiefly in the family. The interaction of family and school in this regard is a prime component in the work of the pedagogical teams of educational institutions.

Specialists from the practical educational psychology service – educational psychologists in schools and educational institutions for children who need psychological and pedagogical and medical and social assistance provide integrated multidisciplinary assistance to pupils who are living in difficult situations, undertake the rehabilitation of children and juveniles who have been subject to various forms of psychological and physical abuse, and implement psychological and pedagogical programmes for schoolchildren and their parents on developing a culture of dialogue, health, family relations and respect for women.

In the education system today there are more than 700 educational institutions for children needing psychological and pedagogical and medical and social assistance. Every year, they provide integrated multidisciplinary assistance to more than 2 million children and juveniles aged from 3 to 18 years and to their parents (legal representatives).

For example, at the Khabarovsk Centre for Psychological and Pedagogical Rehabilitation and Correction, unique experience has been gained in the rehabilitation and social integration of children with high levels of criminality in the conditions of an open educational institution. Over the 17 years of the Centre's work, 42 girls below the age of 18 years who have been pregnant have carried their pregnancies to term with psychological and pedagogical support from workers at the Centre. Furthermore, not one of them rejected the child they gave birth to, despite the fact that many of them had in early childhood themselves experienced rejection by their own mothers.

The shaping in adolescents of a culture of interpersonal relations (including respect for the principles of the social equality of men and women) and of a responsible attitude toward their own health, and the shift of emphasis toward the spiritual and moral component in the education and teaching of schoolchildren and their preparation for future family life are to be included as priority areas of education psychology work in the education system. In order to provide syllabus and methodological support for the work of teachers, a national competition will be held in 2010 for educational psychology programmes relating to education and the shaping of a healthy lifestyle. The best works will be included in a collection of educational psychology programmes to be recommended by the Ministry for use by educational institutions in their practical work.

Item 27

In accordance with Resolution No. 858 of the Government of the Russian Federation of 3 December 2002 "On the federal target programme "Social development of rural areas up to 2012", by 'rural area' is meant rural settlements or rural settlements and inter-settlement territories linking the overall territory within the boundaries of a municipal district, as well as rural localities and workers' settlements forming part of urban settlements or urban districts, within the territory of which activity connected with the production and processing of agricultural produce predominates. The listing of such rural localities and workers' settlements in the territory of a constituent entity of the Russian Federation is determined by the highest executive government agency of the constituent entity of the Russian Federation.

For women working in a rural area, additional guarantees have been established with regard to the provision, upon their request in writing, of one additional day off per month without pay (article 262 of the Labour Code of the Russian Federation), as well as, under Resolution No. 298/3-1 of the Supreme Soviet of the RSFSR of 1 November 1990 "On urgent measures to improve the situation of

women and families and to protect maternity and childhood in rural areas”, the establishment of a 36-hour working week, unless a shorter duration of working week is provided for by other legislative acts.

Also, workers working in rural areas (including women) occupying posts in educational, cultural and medical institutions are given a supplemental payment for working in a rural area.

In order to protect the health of women, it is prohibited:

to recruit women aged up to 35 years to carry out operations in arable farming, livestock farming, poultry farming and fur farming using toxic chemicals, pesticides or disinfectants;

to use the labour of pregnant women in crop farming and livestock farming from the moment of detection of the pregnancy;

to train and employ women as tractor/engine drivers and drivers of goods vehicles;

to use the labour of women of childbearing age in industries, professions and jobs with difficult and harmful conditions.

Maximum permissible limits on loads for women have also been established, taking into account their age, for lifting and carrying loads manually (Resolution No. 105 of the Council of Ministers of the Russian Federation of 6 February 1993 “On new standards on maximum permissible loads for women when lifting and carrying loads manually”).

At the present time, several policy documents of the Government of the Russian Federation which relate to issues of the socio-economic development of the country are in force:

- Concept for the long-term socio-economic development of the Russian Federation for the period up to 2020 (adopted by Order of the Government of the Russian Federation No. 1662-r of 17 November 2008),
- Main directions of activity of the Government of the Russian Federation for the period up to 2012 (adopted by Order No. 1663-r of the Government of the Russian Federation of 17 November 2008), containing measures for additionally stimulating the participation of women in labour activity, while allowing for supporting the birth rate.
- Furthermore, by instruction of the Government of the Russian Federation a package of measures is being implemented aimed at providing protection of maternity and childhood and social support for women and persons with family obligations for the period 2008-2010, as part of which measures are provided for increasing the effectiveness of measures to protect the reproductive health of the population and improve the situation of women and workers with family obligations in the socio-economic field. The main measures of said package of measures are being implemented in the constituent entities of the Russian Federation within the framework of agreements between trade unions, employers and government agencies.

The strategic goal for the government is to attain a high level of economic and social development, which will reliably ensure national security and implementation of the constitutional rights of citizens.

The attainment of this goal signifies the development of a future Russia of a qualitatively new kind by the end of the next decade, the development of a society based on trust and responsibility, including the trust of the population in governmental and private economic institutions.

In accordance with this declared goal, work is being carried out on securing equal opportunities for the social mobility of talented representatives of all strata of society, on implementing social policy

to support vulnerable strata of the population, also including women, and on doubling the proportion of the middle class, a significant portion of which is formed by people engaged in creating the new economy based on knowledge and technology and in ensuring the development of mankind itself.

In order to improve the quality and accessibility of the delivery of medical care both to urban and rural women during pregnancy and childbirth, to establish conditions for the birth of healthy children, to expand preventive measures, to improve the follow-up care for children during the first year of life and to reduce maternal and infant morbidity and mortality rates, a “Birth certification” programme has been being implemented in the Russian Federation since 2006.

The programme is an important financial support measure for state and municipal healthcare institutions (both urban and rural), enabling additional financial resources to be attracted into the obstetric care system.

Funds received by healthcare institutions under the “Birth certification” programme are aimed at increasing the wages of medical personnel providing medical assistance services for women during pregnancy and childbirth and follow-up care services for children in the first year of life, as well as at the procurement of drugs, essential medical equipment, instruments, soft inventory and medical devices, which enable firstly improvement in the quality of medical care provision and secondly modernization of obstetric care institutions in urban and rural areas.

Thanks to the additional financial provision, the material and technical resources of obstetric care institutions have improved, including in rural districts. Women’s clinics, maternity hospitals (departments) and perinatal centres have purchased modern medical equipment, which has substantially broadened the scope for diagnosing complications during pregnancy and labour and for assessing the condition of the foetus.

Using the funds for birth certification, drugs for supporting women during pregnancy and during labour are being purchased, as well as expensive, life-saving medications for the resuscitation and care of neonates.

Improvement in the quality and accessibility of medical assistance for women in rural areas has made it possible to achieve a reduction in the maternal mortality rate among the rural population. In 2005, the maternal mortality rate among inhabitants of rural areas (31.4 per 100,000 live births) was 1.4 times higher than the corresponding rate among the urban population. In 2008, the maternal mortality rates among the inhabitants of rural areas (20.8 per 100,000 live births) and urban settlements (20.6 per 100,000 live births) were almost equal, which is evidence of the increase in the effectiveness of medical care provision in rural areas.

In order to improve the quality and accessibility of medical care provision to urban and rural pregnant women, women in labour, new mothers and new-born children and to lower maternal, perinatal and infant mortality, Order No. 1734-r of the Government of the Russian Federation of 4 December 2007 carries into effect in the 2008-2010 period the financing of the design, construction and equipping of two federal perinatal centres, as well as the co-financing from the federal budget of the construction and equipping of 19 oblast/krai/republic-level perinatal centres and the equipping of a further three in 22 constituent entities of the Russian Federation.

A total of 19 billion roubles has been provided for these purposes, including 5.9 billion roubles allocated from the federal budget in 2008 and 7.168 billion roubles in 2009.

In September 2009 a regional perinatal centre was brought on stream in Kaliningrad and in November 2009 a neonatal unit opened at the regional perinatal centre in Irkutsk.

Design specifications and estimates have been drawn up and approved and site construction and installation work is being carried out in 19 constituent entities of the Russian Federation. 18 perinatal centres are scheduled to be brought on stream in 2010 and one in 2011.

Based upon the combined efforts of various specialists and the introduction of effective perinatal treatment and diagnostic technologies, conditions are being established at the perinatal centres, which are equipped with modern medical apparatus, for the provision of a whole range of specialist medical care, including inpatient and outreach consultative and diagnostic care by visiting teams of anaesthetic, intensive care, obstetric and neonatal specialists, etc., which is leading to an improvement in the quality of medical care provision.

Order No. 808n of the Ministry of Health and Social Development of the Russian Federation of 2 October, under which procedures have been approved for the provision of obstetric and gynaecological care, is aimed at increasing the accessibility and improving the quality of medical care. It regulates stages in the provision of medical care, defines the indicators for hospitalization in the various levels of healthcare institutions, including for emergencies during pregnancy, childbirth and the postnatal period. The procedures indicated are aimed at improving the organization of medical care for women during pregnancy, childbirth and the postnatal period, as well as for women with gynaecological diseases, which will ensure for the population of the Russian Federation continuity and quality of medical care at all stages of its provision.

Item 28

See item 4.

In the Russian Federation, an integral system of normative legal acts has been created with the aim of guaranteeing the rights of national minorities. The principal elements of Russia's legal system are the international obligations of the Russian Federation, the Constitution of the Russian Federation, federal laws providing for preservation of the culture of national minorities, support for the language and national press and measures to counter the incitement of racial and religious hatred and extremist activity.

Thus, the Framework Convention for the Protection of National Minorities forms part of the legal system of Russia and pursuant to article 15 of the Constitution of the Russian Federation has direct effect. The Russian courts are entitled to apply the provisions of said Convention directly. In the event of it coming to light that any norm conflicts with the generally recognized principles and norms of international law or of an international treaty of the Russian Federation, then in examining specific cases it is necessary to apply the rules of the relevant international acts (decision of the Constitutional Court of the Russian Federation of 3 July 1997 No. 87-O). It is for this reason that no comprehensive law on combating discrimination aimed at protecting ethnic minorities, in particular Chechens, Roma and persons of African origin, has been adopted in Russia.

Item 2 of article 29 of the Constitution of the Russian Federation prohibits propaganda or agitation inciting social, racial, national or religious hatred and enmity and bars the propaganda of social, racial, national, religious or linguistic superiority. This is one of the most important guarantees of civil rights and freedoms on the part of the state.

Part 5 of article 13 of the Constitution of the Russian Federation prohibits the establishment and activity of public associations, whose aims or actions are directed toward violently changing the fundamental principles of the constitutional order and violating the integrity of the Russian Federation,

undermining the security of the state, forming armed units, and inciting social, racial, national and religious strife.

Women who are representatives of minorities and have been victims of gender-based violence or domestic violence are provided with judicial protection on a common basis. No targeted checks on observance of the rights of women of foreign origin belonging to ethnic minorities have been carried out due to an absence of any signs that laws were being violated. At the same time, prosecution agencies systematically carry out checks on observance of the rights of citizens, including those of the category indicated, to work, to health protection, and to social security and housing. Based on the results of these, the prosecutor's office takes the necessary response measures aimed at rectifying any violations identified and preventing future violations.

Violations of the rights of ethnic minorities are currently classified as hate crimes. Since 2007, relevant additional qualifying elements for a range of components of crimes have been incorporated in the Criminal Code of the Russian Federation, in pursuance of which a discriminatory component in a crime is a grave aggravating circumstance.

In accordance with the Constitution of the Russian Federation, policy with respect to combating discrimination and protecting national minorities is the responsibility of the federal authorities. At the same time, questions regarding implementation of this policy are decided jointly with the executive agencies of the constituent entities of the Russian Federation. On this basis, federal legislation is supplemented by a significant array of regional legislation implementing guarantees stipulated at the federal level.

Besides the legislative framework, a large inventory of acts of the Government of the Russian Federation relating to practical aspects of the implementation of policy with respect to combating discrimination and protecting national minorities exists.

Thus, with respect to countering discrimination and protecting national minorities, current legislation of the Russian Federation on the whole meets the requirements of the generally recognized principles and norms of international law as well as the international obligations of the Russian Federation (the ethnic composition of the Russian Federation in terms of gender is reproduced in the statistical annex).

Item 29

Since 2005, the basic powers with respect to social protection of the population have been delegated to the executive agencies of the constituent entities of the Russian Federation.

At the present time, the regional level is key to the implementation of basic social programmes. The authorities of the regions have the capacity, enshrined in law, to determine independently the nature of social support measures for a range of categories of the population and to vary substantially the regulations governing, and in particular the scope of, the social support provided, whether targeted or non-targeted in nature.

The powers of the government agencies of the constituent entities of the Russian Federation include powers on the provision of social support measures to elderly citizens, families with children, citizens on low income and other socially vulnerable groups of the population, as well as the provision of grants to local budgets for paying out subsidies to citizens to pay for housing and utilities.

The necessary regulatory and legal framework (laws, resolutions, packages of measures, regional programmes) determining the basic directions of social support for socially vulnerable groups in the population and providing specific measures of such support has been established in the constituent entities of the Russian Federation.

The main resources are directed toward monetary payments and benefits to various categories of the population, support for low-income families and development of a network of social protection institutions for meeting the needs of the population for social services, taking into account age differences, forms of social support and the principles underlying its provision (targeted or non-targeted).

The system of social protection is aimed at supporting the standard of living and quality of life of citizens who find themselves in situations of social risk. Social support is provided to the population via the payment of pensions and insurance-type and non-insurance-type benefits, the provision of non-cash transfers and the delivery of social services.

Records are kept in the constituent entities of the Russian Federation of elderly citizens and persons of all ages with disabilities, which makes it possible for social support measures which are expenditure commitments of the constituent entities of the Russian Federation to be set out in detail.

In the majority of the constituent entities of the Russian Federation, various kinds of support are provided for elderly citizens, such as rebates on the payment of housing costs and utilities, monthly cash disbursements established for certain categories of persons and financed from federal budget funds, free travel with a social travel ticket on all types of urban passenger transport (except taxis) and in communal motor vehicles (except taxis) on suburban and interurban district and regional routes, free travel on suburban rail and water-borne transport services or a 50 per cent discount on such travel, monetary compensation for telephone and radio usage or to the extent of 50 per cent of the payment amount, and a tariff plan with a subscriber payment system for an unlimited volume of local telephone connections (calls) which provides for 50 per cent off a given level of subscriber fee, and so on. Each constituent entity determines independently the type and scope of social support.

The provision of medical care for women with disabilities is implemented in accordance with the laws of the Russian Federation and the laws of the constituent entities of the Russian Federation as part of a programme of state guarantees to provide citizens of the Russian Federation with free medical care which determine the kinds of medical care, the regulations governing the scope of medical care, the regulations governing financial expenditure and the procedure for drawing up tariffs for medical care which are provided free of charge.

The provision of medical care is financed out of the funds from compulsory medical insurance, as well as from budgetary funds on all levels of the budgetary system of the Russian Federation.

Primary health care in outpatient polyclinic, inpatient polyclinic and hospital organizations, including for women during pregnancy and during and after childbirth, is provided out of the budgetary funds of municipal entities.

Order No. 808n of the Ministry of Health and Social Development of the Russian Federation of 2 October 2009 established Procedures for the Delivery of Obstetric and Gynaecological Care, which provide for the delivery of medical, psychological and social care for women with disabilities, in particular with respect to the influencing of reproductive behaviour.

For example, in connection with Moscow's designation of 2009 as a Year of Equal Opportunities, Order No. 349 of Moscow's Department of Health of 7 April 2009 provided for an increase in the

accessibility of obstetric and gynaecological care for women with disabilities and, in particular, provided for the provision of obstetric medical and preventive treatment facilities under its jurisdiction with medical equipment (adjustable height gynaecological chairs, obstetric beds, transformers, etc.) to cater to women with disabilities with disorders of the musculoskeletal system.

Social services for the disabled are implemented in accordance with and on the basis of procedures determined by the government agencies of the constituent entities of the Russian Federation with the participation of public associations for the disabled.

The executive agencies of the constituent entities of the Russian Federation are establishing special social services for the disabled, including for the delivery of groceries and manufactured goods to the disabled, and are approving a list of disability conditions for which they are entitled to a concessionary service.

Persons with disabilities requiring outside care and assistance are provided with medical and domestic services at home or in inpatient institutions.

Organization of the provision of social services for people with disabilities is regulated by a National Standard of the Russian Federation “Social Service of the Population. Social Services for Persons with Disabilities. GOST R 53059-2008”, established by Order No. 436-st of the Federal Agency for Technical Regulation and Metrology”, which entered into force as of 1 January 2010.

Said standard extends to social services provided for persons with disabilities, including children with disabilities, by state social service institutions and social service institutions of other ownership types, as well as by citizens engaging in entrepreneurial activity in the field of social services without forming a legal person.

Persons with disabilities are provided with the necessary telecommunication service means, special telephone sets (including for subscribers with hearing defects) and shared-use call offices. They are also provided with household appliances and facilities for the visually impaired and hearing-impaired which are required for social integration. The technical servicing and repair of technical equipment for the rehabilitation of persons with disabilities is carried out on a priority basis with exemption from payment or on discounted terms.

The provision of the material needs of persons with disabilities includes monetary payments for various reasons (pensions, benefits, insurance payments where the risk of health impairment was insured, payments in respect of compensation for damage caused to health, etc.) and a monthly payment which is set by federal law at a fixed amount of money and depends on the degree of incapacity of the person with a disability for work activity, as well as compensation in cases established by legislation of the Russian Federation.

A federal target programme “Social support for persons with disabilities for the period 2006-2010” is currently being implemented. More than 4.2 billion roubles have been allocated to it, 2.5 billion roubles of which come from the federal budget. Implementation of this programme should secure the return to work activity of around 160,000 persons with disabilities and the partial rehabilitation of around 2.2 million persons with disabilities. Analogous programmes are being implemented in the constituent entities of the Russian Federation.

Item 30

The situation of refugees, including refugee women, is regulated by Federal Law No. 4528-1 of 19 February 1993 “On refugees”.

Said law specifies the grounds and procedure for recognizing foreign citizens and stateless persons as refugees or for granting them temporary asylum in the territory of the Russian Federation, establishes economic, social and legal guarantees of protection of the rights and lawful interests of persons who have been recognized as refugees or have obtained temporary asylum and imposes on them obligations in accordance with the Constitution of the Russian Federation, the generally recognized principles and norms of international law and international treaties of the Russian Federation.

Requests by single women (foreign citizens and stateless persons) for asylum in the Russian Federation are extremely rare. Generally, women arrive as part of families accompanied by a husband or other male relatives who, as a rule, are the main applicants to be given asylum.

This law does not provide any special procedures for recognizing women seeking asylum as refugees. Despite this, Russia's migration agencies are establishing the necessary conditions to allow procedures to be implemented that take the gender of applicants into account.

This is due to a whole range of grave reasons for which women are unwilling to relate the circumstances of their appeal for asylum, since it is not always solely the complex internal political situation in her country of origin which compels a women to leave her home country. Against the backdrop of the situation in the country, such circumstances all too often include sexual assaults, abuse, violation of the rights of the female section of the population and other similar occurrences, leading to severe psychological trauma in women.

For this reason, in some cases, women, particularly unaccompanied women, pregnant women or women with infant children, require special support (including psychological or medical assistance, the provision of space for children to play and places for breastfeeding and childcare).

Where possible, with such women, the procedure for recognition as a refugee is dealt with on a priority basis. At all stages of the procedure, they are granted the right to choose an official to conduct an interview and a translator, and for this reason, such interviews are generally conducted by female personnel.

Complete confidentiality of the information provided by the women, including in relation to other members of her family, is guaranteed. The questionnaire sheets are drawn up taking gender into account.

When collecting and analyzing information about the country of origin of asylum-seeking women, particular attention is paid to the presence of factors which may lead to gender-related persecution.

Women who have been recognized as refugees in the territory of the Russian Federation enjoy the rights provided for by the Federal Law "On refugees" without any restrictions.

They are issued with a refugee certificate, which is an identity document in the territory of the Russian Federation and forms the basis for registration at a place of residence for the period of recognition as a refugee.

This renders a women more protected and independent and allows her to tackle her problems independently of her husband or other family members with whom she entered the Russian Federation.

Women refugees are entitled, on an equal basis with citizens of the Russian Federation, to medical and medicinal care, to receive assistance with assignment to vocational training or with job

placement, employment or entrepreneurial activity, as well as to social protection, including social security, in accordance with the laws of the Russian Federation.

They are entitled to receive assistance with arranging places for their children in state or municipal pre-school and general educational institutions and institutions of primary vocational education, as well as with their transfer to secondary and higher vocational educational institutions.

Women recognized as refugees may under the law of the Russian Federation and international treaties of the Russian Federation file an application to be granted the right to permanent residence in the territory of the Russian Federation or to acquire citizenship of the Russian Federation.

Their right to freedom of movement, choice of place of residence and domicile in the territory of the Russian Federation is not restricted in any way, except in cases provided for in the legislation of the Russian Federation with respect to foreign citizens and stateless persons.

The Russian Federation has under international treaties assumed obligations with regard to the protection of human rights, having signed, for example, the International Convention against Torture and other Cruel, Inhuman or Degrading Treatment or Punishment, under which it has undertaken not to expel, return or extradite any person to another state where there are substantial grounds for believing that he would be in danger of being subjected to torture.

In this connection, persons who do not have grounds for recognition as refugees may in certain cases be granted temporary asylum in the territory of the Russian Federation.

Temporary asylum is, in the first instance, granted to single women, including women with children of minority age to look after. An insecure environment because of armed conflicts or grave violations of human rights in the state of which they have citizenship and to which they have to return are often sufficient grounds for granting them temporary asylum.

Since temporary asylum is essentially permission to reside temporarily in the territory of the Russian Federation, then the Federal Law "On refugees" does not provide for any substantial preferences in respect of foreign citizens who have received it.

Under legislation of the Russian Federation, women who have been given temporary asylum are entitled to rely upon being able to reside in a temporary accommodation centre for persons seeking asylum, to use the public utilities there free of charge and to receive free food. They may be provided with assistance with assignment to vocational training at the temporary accommodation centre or with job placement.

They are entitled to medical and medicinal care in accordance with the legislation of the Russian Federation. At the same time, emergency medical care is provided for them free of charge.

Temporary asylum is granted for a period of one year and may be extended for each subsequent year if the circumstances which served as grounds for its being granted continue to apply.

Grounds for the forfeit of temporary asylum are rectification of these circumstances or receipt by the person of the right to permanent residence in the Russian Federation or acquisition of Russian citizenship or departure to a place of residence outside the Russian Federation.

The Law of the Russian Federation "On forced migrants" provides, as state support for forced migrants arranging their lives in the Russian Federation, for the rendering of assistance to them in joining a housing cooperative, assistance in building individual housing, including the allocation (acquisition) of a plot of land, and the acquisition of building materials, non-repayable subsidies for the construction (acquisition) of housing, assistance with the organization of compact settlements in the

territory of the Russian Federation and with the construction of housing, the establishment of an engineering and social infrastructure and the creation of jobs at the sites of the compact settlements, etc.

Single women with forced migrant status (also elderly or persons with disabilities), needing permanent care, are granted places in an institution for social protection of the population on a priority basis.

The right of forced migrants to freedom of movement and to choice of a place of residence and domicile in the territory of the Russian Federation is not restricted in any way.

Annex 1

Basic statistical information

Population

Table 1
Age and gender composition of the population
 (at the beginning of the year; in thousands)*

	2005		2006		2007		2008		2009	
	Men	Women	Men	Women	Men	Women	Men	Women	Men	Women
Total population	66 603	76 871	66 164	76 590	65 849	76 372	65 717	76 292	65 641	76 263
Including:										
of working age**	45 845	44 373	46 056	44 272	46 037	44 115	45 929	43 823	45 749	43 517
older than working age***	8 430	20 731	8 175	20 934	8 182	21 169	8 267	21 493	8 346	21 751
Urban population	48 150	56 569	47 775	56 330	47 559	56 219	47 518	56 255	47 445	56 245
including:										
of working age**	33 875	33 643	33 906	33 443	33 823	33 261	33 714	33 019	33 520	32 737
older than working age***	5 866	14 910	5 719	15 122	5 768	15 373	5 875	15 695	5 960	15 936
Rural population	18 453	20 302	18 389	20 260	18 290	20 153	18 199	20 037	18 196	20 018
Including:										
of working age**	11 970	10 730	12 150	10 829	12 214	10 854	12 215	10 804	12 229	10 780
older than working age***	2 564	5 821	2 456	5 812	2 414	5 796	2 392	5 798	2 386	5 815

* In certain cases, insignificant discrepancies between the total and the sum of the parts are explained by rounding of the data.

** Men aged 16-59; women aged 16-54.

*** Men aged 60 and older; women aged 55 and older.

Table 2

Age and gender composition of the population

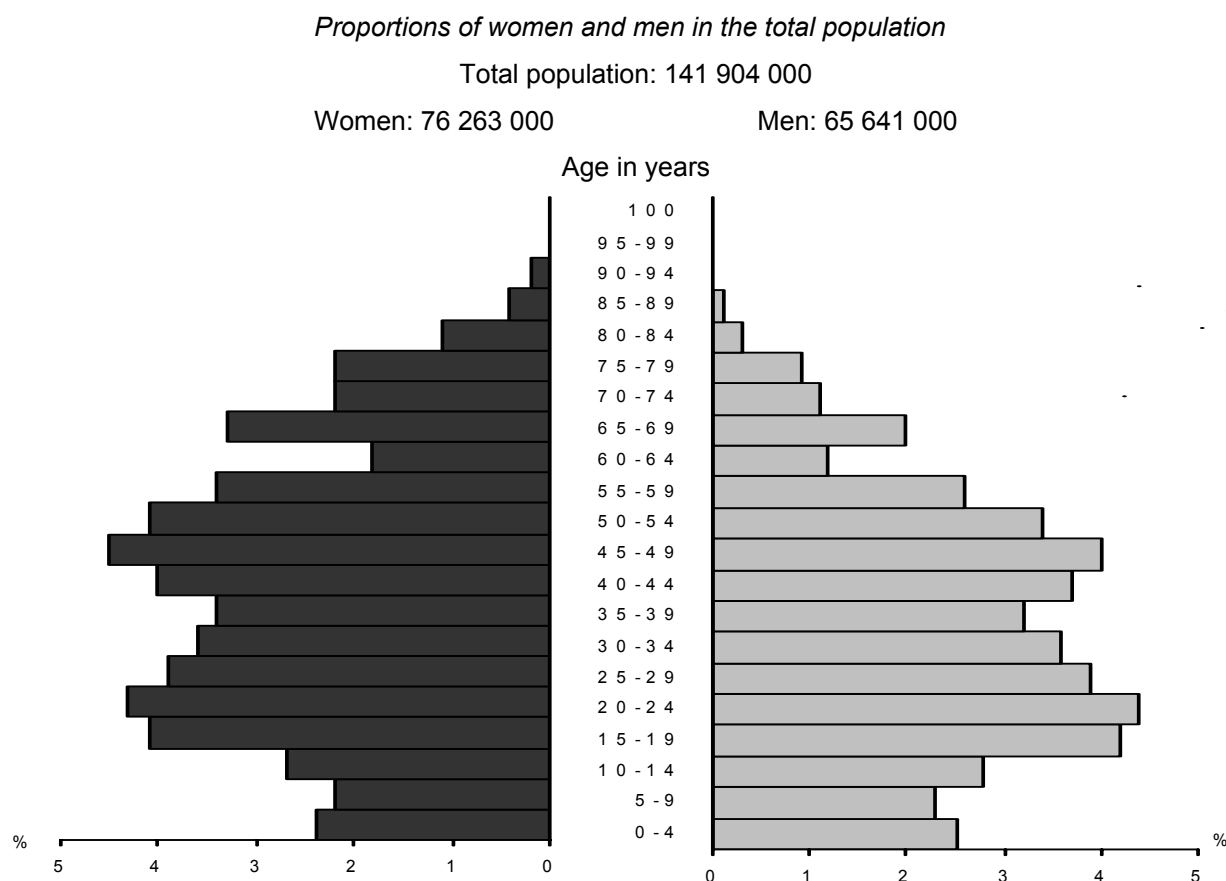
(as a percentage of the total)

	2005		2006		2007		2008		2009	
	<i>Men</i>	<i>Women</i>	<i>Men</i>	<i>Women</i>	<i>Men</i>	<i>Women</i>	<i>Men</i>	<i>Women</i>	<i>Men</i>	<i>Women</i>
Total population	100.0	100.0	100.0	100.0	100.0	100.0	100.0	100.0	100.0	100.0
including:										
of working age*	68.8	57.7	69.6	57.8	69.9	57.8	69.9	57.4	69.7	57.1
older than working age**	12.7	27.0	12.4	27.3	12.4	27.7	12.6	28.2	12.7	28.5
Urban population	100.0	100.0	100.0	100.0	100.0	100.0	100.0	100.0	100.0	100.0
Including:										
of working age*	70.3	59.5	71.0	59.4	71.1	59.2	70.9	58.7	70.6	58.2
older than working age**	12.2	26.3	12.0	26.8	12.1	27.3	12.4	27.9	12.6	28.3
Rural population	100.0	100.0	100.0	100.0	100.0	100.0	100.0	100.0	100.0	100.0
Including:										
of working age*	64.9	52.8	66.1	53.4	66.8	53.8	67.1	53.9	67.2	53.9
older than working age**	13.9	28.7	13.3	28.7	13.2	28.8	13.2	28.9	13.1	29.0

* Men aged 16-59; women aged 16-54.

** Men aged 60 and older; women aged 55 and older.

Table 3
Numbers and age breakdown of women and men, as of 1 January 2009



Age breakdown of women and men as of 1 January 2009
(percentage)

Age in years	Women	Men
0-4	2.6	2.8
5-9	2.3	2.4
10-14	2.3	2.4
15-19	3.2	3.3
20-24	4.4	4.5
25-29	4.2	4.2
30-34	3.8	3.7
35-39	3.5	3.4
40-44	3.4	3.2
45-49	4.4	3.9

<i>Age in years</i>	<i>Women</i>	<i>Men</i>
50-54	4.3	3.6
55-59	3.8	2.9
60-64	2.4	1.7
65-69	2.4	1.4
70-74	2.7	1.4
75-79	1.9	0.8
80-84	1.4	0.5
85-89	0.5	0.1
90-94	0.1	0.0
95-99	0.0	0.0
100 and older	0.0	0.0

Table 4
Changes in the size and natural movement of the population
(in thousands)

<i>Years</i>	<i>Size of the population¹</i>		<i>Births</i>		<i>Deaths</i>	
	<i>Women</i>	<i>Men</i>	<i>Women</i>	<i>Men</i>	<i>Women</i>	<i>Men</i>
1989	78 308	68 714	1 050	1 111	821	762
2002	77 562	67 605	677	720	1 082	1 250
2003	77 473	67 491	716	761	1 093	1 273
2004	77 144	67 024	730	773	1 055	1 240
2005	76 871	66 603	708	750	1 059	1 245
2006	76 590	66 164	719	761	1 018	1 149
2007	76 372	65 849	781	829	985	1 096
2008	76 292	65 717	833	881	985	1 091
2009	76 263	65 641				

¹ In this and the following tables in this section, the statistics refer, for 1989, to the census of 12 January, for 2002, to the census of 9 October and, for the remaining years, to the estimate on 1 January of the respective year.

Table 5
Indicators of natural population movement

	January-November						Reference
	Thousands		Increase (+), decrease (-)	Per 1,000 of the population ¹			Per 1,000 of the population for 2008 as a whole
	2009	2008		2009	2008	2009 in per cent relative to 2008	
Births	1 610.3	1 566.9	+43.4	12.4	12.1	102.5	12.1
Deaths	1 834.6	1 904.2	-69.6	14.1	14.7	95.9	14.6
Of which, children aged up to 1 year	12.9	13.2	-0.3	8.12)	8.72)	93.1	8.5 ²
Natural decline	-224.3	-337.3		-1.7	-2.6	65.4	-2.5
Marriages	1 117.1	1 102.3	+14.8	8.6	8.5	101.2	8.3
Divorces	636.9	642.1	-5.2	4.9	4.9	100.0	5.0

¹ Here and in the following tables in this section the indicators from monthly operational reporting are shown converted to the annual rate.

² Per 1,000 births.

Table 6
Distribution of women and men across main age groups as of 1 January 2009
(in per cent)

	Urban population		Rural population	
	Women	Men	Women	Men
Younger than working age	13.5	16.8	17.1	19.7
Of working age (women aged 16-54; men aged 16-59)	58.2	70.6	53.9	67.2
Older than working age	28.3	12.6	29	13.1

Table 7
Birth rates, death rates and natural population growth rates

Year	Per 1,000 of the population		
	Births	Deaths	Natural growth
2000	8.7	15.3	-6.6
2001	9.0	15.6	-6.6
2002	9.7	16.2	-6.5
2003	10.2	16.4	-6.2
2004	10.4	16.0	-5.6
2005	10.2	16.1	-5.9
2006	10.4	15.2	-4.8
2007	11.3	14.6	-3.3
2008	12.1	14.6	-2.5

Table 8

Total fertility rate

(average number of children that would be born to a woman over her lifetime)

<i>Year</i>	<i>Total population</i>	<i>Urban population</i>	<i>Rural population</i>
2000	1.195	1.089	1.554
2001	1.223	1.124	1.564
2002	1.286	1.189	1.633
2003	1.319	1.223	1.666
2004	1.340	1.247	1.665
2005	1.287	1.197	1.589
2006	1.296	1.199	1.611
2007	1.406	1.283	1.798
2008	1.494	1.366	1.894

Table 9

Maternal mortality (number of women who died due to complications in pregnancy, during childbirth and in the post-natal period)

<i>Year</i>	<i>Total</i>	<i>Per 100,000 live births</i>
2000	503	39.7
2001	479	36.5
2002	469	33.6
2003	463	31.9
2004	352	23.4
2005	370	25.4
2006	352	23.8
2007	354	22.0
2008	354	20.7

Table 10

Life expectancy at birth (number of years)

<i>Years</i>	<i>Total population</i>	
	<i>Women</i>	<i>Men</i>
1999	72.4	59.9
2000	72.3	59.0
2001	72.2	58.9
2002	71.9	58.7
2003	71.8	58.6
2004	72.3	58.9
2005	72.4	58.9
2006	73.1	60.6
2007	73.9	61.4
2008	74.2	61.8

Diagram 10
Number of births and deaths
 (in thousands)

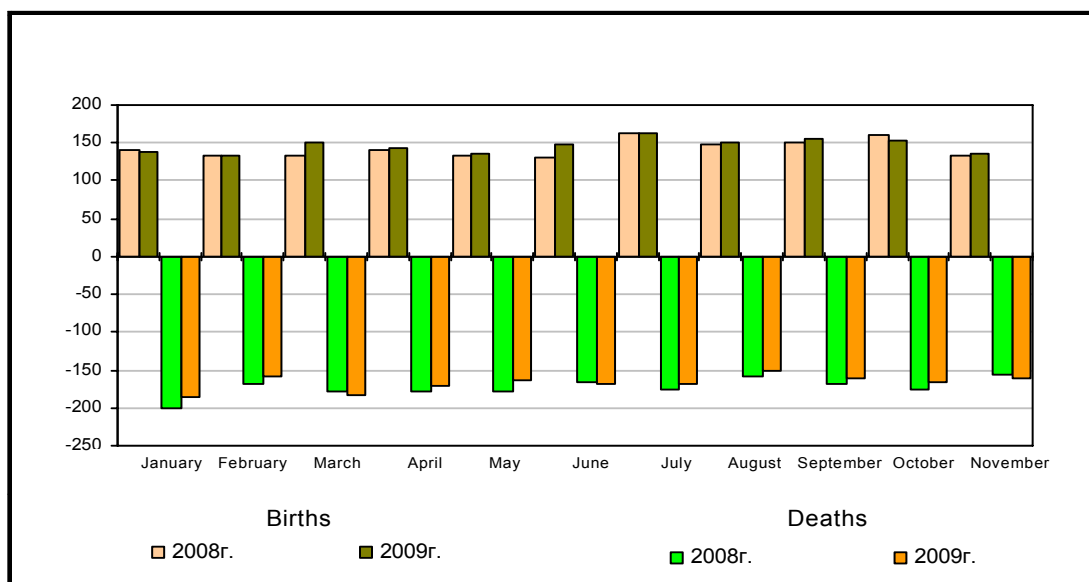


Table 11
Distribution of deaths by cause of death

	January-November					For reference		
	Thousands			2009 as per cent of total deaths	Per 100,000 of the general population		2009 as a percentage of 2008	Per 100,000 of the general population for 2008 as a whole
	2009	2008	Increase (+) decrease (-)		2009	2008		
Total deaths	1 834.6	1 904.2	-69.6	100	1413.9	1 466.8	96.4	1 462.4
Of which from:								
Diseases of the circulatory system	1 029.9	1 082.0	-52.1	56.1	793.8	833.5	95.2	835.5
Neoplasms	266.0	263.4	+2.6	14.5	205.0	202.9	101.0	203.8
External causes of death	194.4	213.9	-19.5	10.6	149.8	164.8	90.9	172.2
Of which:								
All types of traffic accidents	27.3	32.3	-5.0	1.5	21.1	24.9	84.7	25.0
Accidental poisoning by alcohol	14.9	17.7	-2.8	0.8	11.5	13.6	84.6	16.9
Suicides	34.7	35.3	-0.6	1.9	26.7	27.2	98.2	27.1
Homicides	19.3	21.4	-2.1	1.1	14.9	16.5	90.3	16.7
Diseases of the respiratory system	70.0	71.9	-1.9	3.8	53.9	55.4	97.3	56.0
Diseases of the digestive system	80.2	81.7	-1.5	4.4	61.8	63.0	98.1	63.7
Certain infectious and parasitic diseases	30.2	30.8	-0.6	1.6	23.3	23.7	98.3	24.3

Income, standard of living

Table 12
Main indicators of the standard of living of the population¹

	2009 ¹	As a percentage of 2008	December 2009 ¹	As a percentage of			For reference	
				December 2008	November 2009	2008 as a percentage of 2007	December 2008 as a percentage of	
							December 2007	November 2008
Income (average per capita), in roubles	16 818	112.6	23 541	117.6	136.1	118.5	101.5	129.3
Real disposable income		101.9		107.6	134.5	101.9	88.7	129.4
Average monthly accrued wages of an employee:								
Nominal, in roubles	18 785	108.5	23 827	109.4	124.0	127.2	115.3	123.1
Real		97.2		100.6	123.5	111.5	101.8	122.3
Average size of fixed pensions, in roubles	5 191	123.6	6 177	135.9	114.0	134.8	124.1	100.0
Real size of fixed pensions		110.7		124.9	113.5	118.1	109.5	99.3

¹ Data for 2009 and December 2009 is provisional.

Table 13
Changes in real disposable money income

	As a percentage of	
	Corresponding period of preceding year	Preceding period
2008		
January	108.0	50.5
February	110.3	125.4
March	104.4	100.2
1st quarter	107.5	73.5
April	109.7	110.2
May	103.9	94.7
June	103.7	105.0
2nd quarter	105.7	115.9
1st half year	106.6	
July	106.0	102.5
August	108.3	102.6
September	99.3	92.3
3rd quarter	104.5	103.0
January-September	105.8	
October	98.7	99.5
November	94.2	102.2
December	88.7	129.4
4th quarter	93.1	106.0
Year	101.9	

	<i>As a percentage of</i>	
	<i>Corresponding period of preceding year</i>	<i>Preceding period</i>
2009¹		
January	94.4	53.7
February	101.3	134.5
March	104.1	103.0
1st quarter	100.4	76.6
April	101.9	107.9
May	104.4	97.1
June	102.9	103.4
2nd quarter	103.1	119.0
1st half year	101.8	
July	97.7	97.4
August	91.5	96.1
September	102.4	103.3
3rd quarter	97.1	97.1
January-September	100.1	
October	109.9	106.8
November	103.5	96.2
December	107.6	134.5
4th quarter	107.0	116.9
Year	101.9	

¹ Provisional data.

Table 14
Structure of money income of population as a percentage of total

	<i>Total money income</i>	<i>Including</i>				
		<i>Income from entrepreneurial activity</i>	<i>Labour remuneration, including hidden earnings</i>	<i>Social transfers</i>	<i>Income from property</i>	<i>Other income</i>
2008						
1st quarter	100	10.2	68.7	13.4	5.6	2.0
2nd quarter	100	9.6	68.6	12.8	7.1	1.9
3rd quarter	100	10.4	66.7	12.8	8.1	2.0
4th quarter	100	10.7	69.3	13.8	4.2	2.0
Year	100	10.3	68.3	13.2	6.2	2.0
2009¹						
1st quarter	100	10.5	69.1	14.7	3.8	1.9
2nd quarter	100	9.3	69.6	14.5	4.6	2.0
3rd quarter	100	10.1	68.5	15.0	4.4	2.0
4th quarter	100	9.2	70.4	14.1	4.3	2.0
Year	100	9.7	69.4	14.6	4.3	2.0

¹ Provisional data.

Table 15

Population with money incomes below subsistence minimum level, by main age groups
(percentage of total population of the respective age group)

	2005	2006	2007	2008
Total population	17.7	15.2	13.3	13.4
Including:				
Children aged up to 16 years	22.1	19.0	17.2	18.7
Of which, children aged:				
Up to 7 years	17.4	15.1	13.7	15.7
From 7 to 16 years	25.0	21.7	19.9	21.2
Young persons aged 16-30 years	18.0	15.3	13.2	13.5
Of which:				
Men aged 16-30 years	17.3	14.6	12.7	12.8
Women aged 16-30 years	18.7	16.1	13.7	14.2
Persons of working age older than 30 years	18.3	15.7	13.6	13.5
Of which:				
Men aged 31-59 years	16.9	14.4	12.5	12.5
Women aged 31-54 years	19.8	17.0	14.7	14.6
Population older than working age – total	11.9	10.4	9.1	8.6
Including:				
Men aged 60 years and older	11.5	10.2	9.1	8.5
Women aged 55 years and older	12.1	10.5	9.1	8.6

Table 16

Distribution of population with money incomes below subsistence level, by main age groups
(in per cent)

	2005	2006	2007	2008
Total population	100	100	100	100
Including:				
Children aged up to 16 years	21.1	20.6	20.9	22.3
Of which children aged:				
Up to 7 years	6.5	6.7	7.2	8.4
From 7 to 16 years	14.6	13.9	13.7	13.9
Young persons aged 16-30 years	25.2	25.1	24.9	24.9
Of which:				
Men aged 16-30 years	12.2	12.0	12.1	11.9
Women aged 16-30 years	13.0	13.1	12.8	13.0
Persons of working age older than 30 years	39.9	40.2	39.9	39.3
Of which:				
Men aged 31-59 years	18.8	19.0	18.9	18.7
Women aged 31-54 years	21.1	21.2	21.0	20.6

	2005	2006	2007	2008
Population older than working age – total	13.8	14.1	14.3	13.5
Including:				
Men aged 60 years and older	3.8	3.9	4.0	3.7
Women aged 55 years and older	10.0	10.2	10.3	9.8

Economy, employment, unemployment

Table 17

Level of economic activity of women and men, by age group (as of end of November)

Women

(in per cent)

	2006	2007	2008
Up to 20 years	12.4	12.2	12.9
20-24	56.5	57.1	59.3
25-49	87.6	87.7	87.2
50-54	82.2	82.6	82.7
55-59	49.6	52.8	49.9
60 years and older	11.5	13.5	13.9

Men

(in per cent)

	2006	2007	2008
Up to 20 years	16.5	16.5	17.7
20-24	66.1	65.2	70.4
25-49	92.2	93.3	93.4
50-54	87.0	86.4	87.9
55-59	75.5	75.5	77.7
60 years and older	22.5	23.5	24.6

Table 18
Employed in the economy, by status as of end of November 2008

	<i>Women</i>	<i>Men</i>	<i>Distribution by gender, per cent</i>	
			<i>Women</i>	<i>Men</i>
Employed in the economy - total				
Thousands	34 734	35 869		
Per cent	100	100	49.2	50.8
Including:				
Employed by others	93.7	92.2	49.6	50.4
Not employed by others	6.3	7.8	44.0	56.0
Of which:				
Employers	1.2	1.8	38.0	62.0
Members of production cooperatives	0.2	0.4	38.3	61.7
Self-employed	4.7	5.4	46.2	53.8
Assisting in family business	0.1	0.2	41.2	58.8

Table 19
Level of employment of women and men, by age group as of end of November
 (in per cent)

	<i>2002</i>		<i>2007</i>		<i>2008</i>	
	<i>Women</i>	<i>Men</i>	<i>Women</i>	<i>Men</i>	<i>Women</i>	<i>Men</i>
Total	55.4	63.9	59.1	67.9	58.5	68.3
Including aged, in years:						
Up to 20	10.0	13.5	9.1	12.7	8.9	12.2
20-24	52.3	61.7	50.8	57.8	51.8	61.2
25-29	75.4	84.0	78.9	89.7	74.9	86.9
30-34	78.2	84.4	80.1	88.4	81.1	87.3
35-39	82.0	85.6	87.2	89.1	84.3	89.6
40-44	83.5	84.6	86.0	87.6	86.3	87.9
45-49	81.9	83.9	86.0	87.3	85.6	86.5
50-54	76.1	79.2	79.3	82.5	78.8	82.5
55-59	45.6	68.1	51.5	73.3	47.8	73.9
60 and older	11.9	22.5	13.1	22.9	13.3	23.4

Table 20
Changes in average monthly nominal and real accrued wages

	<i>Average monthly nominal accrued wages, in roubles</i>	<i>As a percentage of</i>		<i>Real accrued wages as a percentage of</i>	
		<i>The corresponding period of the previous year</i>	<i>The previous period</i>	<i>The corresponding period of the previous year</i>	<i>The previous period</i>
2008					
January	14 771	127.5	78.8	113.3	77.0
February	15 354	128.6	104.1	114.1	102.9
March	16 172	127.9	105.4	112.8	104.2
1st quarter	15 424	128.0	97.7	113.4	93.3
April	16 538	131.0	102.4	114.6	101.0
May	16 643	128.9	100.7	112.0	99.4
June	17 715	127.9	106.4	111.1	105.4
2nd quarter	16 962	129.2	110.0	112.5	105.9
1st half year	16 187	128.6		112.9	
July	17 758	130.3	100.5	113.6	100.0
August	17 244	128.9	97.5	112.1	97.2
September	17 739	128.2	102.9	111.4	102.1
3rd quarter	17,556	129.0	103.6	112.2	101.4
January-September	16 639	128.7		112.7	
October	17 643	125.3	99.5	109.7	98.6
November	17 598	119.3	99.7	104.9	98.9
December	21 681	115.3	123.1	101.8	122.3
4th quarter	18 966	119.5	108.0	105.0	105.5
Year	17 290	127.2		111.5	
2009					
January	17 119	115.5	79.0	101.9	77.2
February	17 098	111.1	100.1	97.6	98.5
March	18 129	111.9	105.8	98.2	104.4
1st quarter	17 441	112.8	92.0	99.2	87.9
April	18 009	108.3	99.3	95.7	98.6
May	18 007	107.5	100.0	95.7	99.4
June	19 247	108.2	106.9	96.7	106.3
2nd quarter	18 419	108.0	105.6	96.1	102.8
1st half year	17 929	110.3		97.6	
July	18 872	106.0	98.2	94.6	97.6
August	18 335	105.8	97.4	94.8	97.4
September	18 838	105.3	102.7	95.1	102.7
3rd quarter	18 673	105.7	101.4	94.8	100.2
January-September	18 172	108.6		96.5	

	<i>Average monthly nominal accrued wages, in roubles</i>	<i>As a percentage of</i>		<i>Real accrued wages as a percentage of</i>	
		<i>The corresponding period of the previous year</i>	<i>The previous period</i>	<i>The corresponding period of the previous year</i>	<i>The previous period</i>
October	18 798	105.9	99.7	96.5	99.7
November	19 215	108.6	102.2	99.5	101.9
December ¹	23 827	109.4	124.0	100.6	123.5
4th quarter ¹	20 626	108.1	110.5	99.0	110.2
Year ¹	18 785	108.5		97.2	

¹ Provisional data.

Table 21
Average accrued wages of women and men, by surveyed type of economic activity as of October 2007
(in per cent)

	<i>Wages of women relative to wages of men</i>	<i>Women as a proportion of the total number of employees</i>
Total	63	55
Mining and quarrying	76	23
Manufacturing	68	44
Electricity, gas and water production and supply	81	34
Construction	79	19
Wholesale and retail trade; repair of motor vehicles, motorcycles and personal and household goods	69	64
Hotels and restaurants	73	77
Transport and communications	70	39
Real estate, rental and provision of services	79	47
Scientific research and development	70	50
Education	89	79
Health care and provision of social services	85	84
Activity relating to the organization of leisure, entertainment, culture and sport	64	64

Table 22
Employed population, by gender and type of economic activity (as of end of November 2008)

	<i>Thousands</i>			<i>Per cent</i>		
	<i>Total</i>	<i>Men</i>	<i>Women</i>	<i>Total</i>	<i>Men</i>	<i>Women</i>
Total	70 603	35 869	34 734	100	50.8	49.2
Agriculture, forestry and hunting, fishing and fish farming	5 540	3 508	2 032	100	63.3	36.7
Mining and quarrying	1 308	1 043	266	100	79.7	20.3
Manufacturing	11 862	6 864	4 998	100	57.9	42.1
Electricity, gas and water production and supply	2 230	1 561	669	100	70.0	30.0
Construction	5 189	4 287	902	100	82.6	17.4
Wholesale and retail trade; repair of motor vehicles, motorcycles and personal and household goods, hotels and restaurants	12 198	4 501	7 696	100	36.9	63.1

	Thousands			Per cent		
	Total	Men	Women	Total	Men	Women
Transport and communications	6 609	4 731	1 878	100	71.6	28.4
Finance, real estate, rental and provision of services	5 737	2 921	2 816	100	50.9	49.1
Public administration and defence, compulsory social security	5 606	3 349	2 257	100	59.7	40.3
Education	6 389	1 252	5 137	100	19.6	80.4
Health care and provision of social services	5 393	1 083	4 310	100	20.1	79.9
Other types of economic activity	2 541	768	1 773	100	30.2	69.8

Table 23

Victims of workplace accidents, by type of economic activity, in 2008

	Thousands		Distribution by gender, per cent		Per 100,000 persons working	
	Women	Men	Women	Men	Women	Men
Total	17	42	29	71	157	324
Including:						
Agriculture, hunting and forestry	2	6	28	72	285	447
Mining and quarrying	0,2	3	7	93	107	394
Manufacturing	7	17	28	72	202	402
Electricity, gas and water production and supply	0,5	2	20	80	77	164
Construction	1	6	8	92	145	414
Transport and communications	2	4	35	65	166	203
Other types of activity	4	4	54	46	108	205

Table 24

Victims of workplace accidents with a fatal outcome, by type of economic activity, in 2008

	Persons		Distribution by gender, per cent		Per 100,000 persons working	
	Women	Men	Women	Men	Women	Men
Total	188	2 362	7	93	2	18
Including:						
Agriculture, hunting and forestry	24	351	6	94	3	28
Mining and quarrying	9	207	4	96	4	26
Manufacturing	71	531	12	88	2	12
Electricity, gas and water production and supply	7	169	4	96	1	15
Construction	14	560	2	98	4	40
Transport and communications	33	314	10	90	2	15
Other types of activity	30	230	12	88	1	13

Table 25

Changes in the level of unemployment among the population aged 15-72 years as a percentage of the economically active population

	<i>Level of unemployment</i>					<i>For reference</i>
	<i>Total</i>	<i>Men</i>	<i>Women</i>	<i>Urban</i>	<i>Rural</i>	<i>Proportion of the total number of unemployed who are women, in per cent</i>
2008						
February	7.1	7.3	6.9	5.8	11.0	47.4
May	5.4	5.5	5.3	4.6	7.8	47.8
August	5.8	6.0	5.7	4.7	9.3	47.7
November	7.0	7.5	6.4	5.8	10.5	45.2
2009						
February	9.4	10.2	8.6	8.2	13.1	45.0
May	8.5	9.2	7.9	7.7	10.9	45.2
August	7.8	8.3	7.4	6.9	10.7	46.4
September	7.6	8.1	7.0	6.7	10.2	45.7
October	7.7	8.2	7.2	6.7	10.6	45.7
November	8.1	8.3	7.9	7.4	10.4	47.6
December	8.2	8.8	7.6	7.1	11.5	45.2

The average age of unemployed persons in December 2009 stood at 35.1 years. Young persons up to 25 years of age constitute 27.1 per cent of unemployed persons, persons aged 50 years and older: 16.9 per cent.

Table 26

Unemployed persons, by duration of job search, as of end of November 2008

	<i>Women</i>	<i>Men</i>	<i>Distribution by gender, per cent</i>	
			<i>Women</i>	<i>Men</i>
Unemployed - total				
In thousands	2 388	2 901		
In per cent	100	100	45.2	54.8
Including searching for work, in months:				
Less than 1	13.1	14.7	42.4	57.6
From 1 to 3	18.8	22.5	40.8	59.2
From 3 to 6	15.5	15.6	45.1	54.9
From 6 to 9	7.8	7.4	46.5	53.5
From 9 to 12	8.7	8.9	44.6	55.4
12 and more	36.0	31.0	48.9	51.1

In 2008, the average duration of a job search was 8.0 months for women and 7.4 months for men. In December 2009, the average duration of a job search was 8.5 months for women and 7.6 months for men.

Table 27

Changes in the number of unemployed persons, by duration of job search

	<i>Total number of unemployed persons, in thousands</i>	<i>Of which, as a percentage of the total number of unemployed persons, searching for work for</i>						<i>Average length of job search, in months</i>
		<i>Less than 1 month</i>	<i>From 1 to 3 months</i>	<i>From 3 to 6 months</i>	<i>From 6 to 9 months</i>	<i>From 9 to 12 months</i>	<i>12 months and more</i>	
2008								
February	5 308	10.0	17.2	15.7	10.3	10.1	36.7	8.4
May	4 097	15.6	17.8	14.4	7.2	9.3	35.7	8.0
August	4 472	12.9	21.9	14.1	7.7	8.3	35.1	7.9
November	5 289	14.0	20.8	15.6	7.6	8.8	33.3	7.7
2009								
February	7 056	13.8	23.5	21.7	7.7	6.1	27.1	6.8
May	6 483	16.0	22.3	22.0	7.0	6.3	26.4	6.7
August	6 007	12.3	22.9	18.3	9.1	9.1	28.3	7.2
September	5 764	10.0	21.4	18.6	10.0	9.6	30.4	7.6
October	5 839	9.9	20.5	18.5	9.3	10.0	31.8	7.8
November	6 131	9.3	19.5	19.7	10.4	9.1	32.0	7.9
December	6 173	10.0	19.4	17.8	10.2	9.8	32.9	8.0

Unemployment is to a significant degree chronic, especially in rural areas. Of the 2.2 million unemployed rural inhabitants, 40.3 per cent have found themselves in a situation of chronic unemployment (have been searching for a job for 12 months or more).

Table 28

Unemployed persons, by duration of job search and place of residence, as of the end of November 2008

(in per cent)

<i>Have been looking for work, in months</i>	<i>Urban</i>		<i>Rural</i>	
	<i>Women</i>	<i>Men</i>	<i>Women</i>	<i>Men</i>
Up to 3	35.1	41.4	26.3	30.6
From 3 to 6	16.4	18.1	13.9	11.6
From 6 to 12	16.2	15.5	17.0	17.4
12 or more	32.3	25.0	42.8	40.4

In 2008, the average duration of a job search in the urban population was 7.5 months for women and 6.6 months for men, in the rural population it was 9.0 months for women and 8.6 months for men.

Table 29

Distribution of unemployed persons by age, as of the end of November 2008

	<i>Women</i>	<i>Men</i>	<i>Urban population, per cent</i>		<i>Rural population, per cent</i>	
			<i>Women</i>	<i>Men</i>	<i>Women</i>	<i>Men</i>
Unemployed – total						
In thousands	2 388	2 901				
In per cent	100	100	46.4	53.6	46.5	53.5
Including aged, in years:						
Up to 20	8.5	9.4	41.4	58.6	41.1	58.9
20-29	31.7	32.6	47.0	53.0	39.5	60.5
30-39	20.7	21.8	44.6	55.4	42.9	57.1
40-49	24.1	22.5	49.6	50.4	51.3	48.7
50-59	13.2	12.2	46.4	53.6	42.8	57.2
60 and older	1.7	1.5	46.1	53.9	30.8	69.2
Average age, in years	35.4	34.5	35.5	34.7	35.2	34.0

Table 30

Level of unemployment, by age group and place of residence, as of the end of November 2008 (in per cent)

	<i>Total</i>		<i>Urban population</i>		<i>Rural population</i>	
	<i>Women</i>	<i>Men</i>	<i>Women</i>	<i>Men</i>	<i>Women</i>	<i>Men</i>
Total	6.4	7.5	5.4	6.2	9.6	11.3
Including aged, in years:						
Up to 20	31.0	30.9	31.9	33.7	29.3	26.4
20-29	9.1	9.7	7.7	7.6	13.6	15.7
30-39	5.6	6.8	5.4	4.5	9.3	11.1
40-49	5.1	5.4	4.1	4.6	8.0	7.6
50-59	4.6	5.7	4.0	4.8	6.7	8.3
60 and older	4.2	5.2	4.7	4.9	2.7	6.3

Table 31

Unemployed persons, by cause of unemployment, as of the end of November 2008

	<i>Women</i>	<i>Men</i>	<i>Distribution by gender, per cent</i>	
			<i>Women</i>	<i>Men</i>
In thousands – total	2 388	2 901		
In per cent – total	100	100	45.2	54.8
Including:				
Discharged due to layoffs, reductions in staff, winding-up of the company, personal reasons	20.8	20.1	46.1	53.9
Discharged at worker's own request	20.9	23.7	42.0	58.0
Discharged due to the end of a period of time, seasonal work or a contract	6.9	9.8	37.0	63.0
Other reasons	24.0	19.8	50.0	50.0
No previous jobs	27.3	26.7	45.7	54.3

Table 32

Unemployed persons, by method of job search, as of the end of November 2008

	<i>Distribution by gender, per cent</i>			
	<i>Women</i>	<i>Men</i>	<i>Women</i>	<i>Men</i>
In thousands – total	2 388	2 901		
Percentages¹ – total	100	100	45.2	54.8
Of which, used the following methods of job search:				
State employment service	38.6	28.2	53.0	47.0
Commercial employment service	3.6	3.3	47.0	53.0
Placement of classified advertisements and response to same	15.7	14.1	47.9	52.1
Friends, relatives, acquaintances	56.6	57.4	44.8	55.2
Direct approach to authority/employer	24.4	27.2	42.5	57.5
Other methods	10.4	13.7	38.5	61.5

¹ The sum of values does not match total, as unemployed persons may have cited more than one method of job search

Table 33

Unemployed persons, by age group and family status, as of the end of November 2008

(as percentages of the total)

	<i>Including, aged in years</i>						
	<i>Total</i>	<i>Up to 20</i>	<i>20-29</i>	<i>30-39</i>	<i>40-49</i>	<i>50-59</i>	<i>60 and older</i>
Women – total	100	100	100	100	100	100	100
Including:							
Married (registered marriage)	43.9	4.1	27.3	56.5	63.0	57.5	35.6
Married (common-law marriage)	8.6	4.5	10.5	9.6	8.2	6.6	3.6
Widowed	5.9	0.0	0.1	5.0	7.8	15.7	36.3
Divorced	10.5	2.0	4.9	12.7	16.7	14.1	17.2
Separated	1.5	0.0	1.6	1.9	2.0	0.5	2.5
Never married	29.6	89.3	55.8	14.3	2.4	5.5	4.9
Men – total	100	100	100	100	100	100	100
Including:							
Married (registered marriage)	35.8	2.1	13.7	40.0	59.6	66.0	75.6
Married (common-law marriage)	10.1	2.4	8.9	14.1	13.1	9.6	1.2
Widowers	1.5	...	0.4	0.6	1.1	4.4	15.1
Divorced	8.6	...	2.2	13.8	16.3	12.7	...
Separated	1.9	0.7	0.5	2.7	2.7	2.6	7.6
Never married	42.2	94.8	74.3	28.9	7.2	4.6	0.5

Table 34
Unemployed persons, by level of education, as of the end of November 2008

	Women	Men	Distribution by gender, per cent	
			Women	Men
Total in thousands	2 388	2 901		
Total in percentage	100	100	45.2	54.8
Of which had education:				
Higher vocational	15.7	9.5	57.6	42.4
Incomplete higher vocational	3.8	3.0	51.4	48.6
Secondary vocational	23.7	15.6	55.6	44.4
Primary vocational	16.6	23.9	36.3	63.7
General secondary (complete)	30.6	33.5	42.9	57.1
Basic general	8.5	13.0	35.1	64.9
Primary general, or lacking same	1.1	1.6	36.1	63.9

Health

Table 35
Morbidity of women, by certain diseases

	1995	2000	2005	2007	2008
Patients recorded with diagnosis established for the first time in their life:					
Total, in thousands					
Malignant neoplasms	206.1	232.3	250.1	259.2	262.5
Of which:					
Of the mammary gland	37.6	44.8	49.5	51.9	52.5
Of the cervix, body of the uterus and placenta	24.9	27.5	30.2	31.8	32.7
Of the ovary	10.7	11.7	12.3	12.6	12.8
Active tuberculosis	22.2	31.3	34.3	35.8	36.2
Alcoholism and alcoholic psychoses	39.2	36.9	43.2	38.7	38.3
Cervical erosion and ectropion	506.6	496.2	499.0	510.8	491.3
Menstrual disorders	239.9	399.8	531.6	540.8	530.5
Infertility	40.8	49.8	52.5	65.9	68.6
Complications in pregnancy, during childbirth, and in the post-natal period	1 443.9	2 085.1	2 470.7	2 650.7	2 735.8
Per 100,000 women:					
Malignant neoplasms	263.7	299.6	328.5	339.5	344.2
Of which:					
Of the mammary gland	48.1	57.7	65.1	67.9	68.8
Of the cervix, body of the uterus and placenta	31.9	35.4	36.6	41.7	42.9
Of the ovary	13.7	15.1	16.2	16.5	16.7
Active tuberculosis	28.4	40.4	45.0	46.9	47.5
Alcoholism and alcoholic psychoses	50.2	47.6	56.7	50.7	50.2
Cervical erosion and ectropion ¹	844.2	812.3	796.1	807.0	774.0

	1995	2000	2005	2007	2008
Menstrual disorders ²	542.6	883.8	1 240.8	1 276.9	1 271.3
Infertility ³	116.4	139.4	146.2	183.0	191.6
Complications in pregnancy, during childbirth, and in the post-natal period ⁴	3 798.1	5 288.2	6 289.2	6 816.7	7 126.7

¹ Per 100,000 women aged 18 years and older.

² Per 100,000 women aged 10-49 years.

³ Per 100,000 women aged 18-49 years.

⁴ Per 100,000 women aged 15-49 years.

Table 36

Illness caused by the human immunodeficiency virus (HIV)¹

Patients recorded with this illness

	Total, in thousands		Per 100,000 persons of the respective gender	
	Women	Men	Women	Men
2000	17	61	22.4	90.0
2005	85	150	111.7	227.5
2006	82	155	129.5	234.7
2007	99	169	129.5	256.3
2008	114	188	149.1	285.5

¹ Data from the Ministry of Health and Social Development of Russia.

Table 37

Health status of pregnant women, women in labour and new mothers

	1995	2000	2005	2007	2008
Number of women who completed a pregnancy - total, in thousands	1 292.8	1 155.9	1 335.7	1 538.7	1 631.5
Including:					
Births at term	1 178.0	1 053.4	1 238.3	1 420.6	1 509.3
Premature births	50.5	46.9	44.2	50.8	53.3
Abortions ¹	64.3	55.6	53.2	67.3	68.9
Of the number who completed a pregnancy, in per cent:					
Examined by a general practitioner	97.2	96.9	98.3	96.8	97.9
Examined for Wassermann reaction in the first half of pregnancy	94.5	97.9	95.2	95.0	95.7
Of the number who completed a pregnancy, suffered from, in per cent:					
Anaemia	34.4	43.9	41.5	39.0	37.5
Diseases of the circulatory system	7.7	10.2	10.6	10.3	10.5
Diabetes mellitus	0.1	0.1	0.2	0.2	0.2
Oedemata, proteinuria and hypertensive disorders	14.9	21.4	21.6	19.3	18.3
Diseases of the genito-urinary system	12.9	18.6	21.2	20.4	19.9
Venous complications	2.3	3.4	3.9	4.1	4.2
Number of diseases which complicated childbirth ² :					

	1995	2000	2005	2007	2008
Anaemia	209.5	265.8	259.5	244.7	230.9
Diseases of the circulatory system	53.2	68.5	68.4	68.1	67.7
Diabetes mellitus	1.0	1.3	1.6	2.2	2.3
Oedemata, proteinuria and hypertensive disorders	156.8	215.3	223.5	207.6	194.4
Diseases of the genito-urinary system	87.0	93.6	89.5	86.7	79.5
Venous complications	17.1	17.6	18.9	21.6	23.3
Haemorrhaging during placental stage and in post-natal period	27.6	24.3	15.7	15.3	13.4
Labour activity abnormalities	124.7	132.6	122.2	113.4	109.8

¹ Spontaneous and on medical authority.

² Per 1,000 births.

Table 38

Pregnancy terminations (abortions)

	1995	2000	2005	2007	2008
Total abortions in thousands	2 766.4	2 138.8	1 675.7	1 479.0	1 385.6
Per 1,000 women aged 15-49 years	72.8	54.2	42.7	38.0	36.0
Per 100 births	202.6	168.7	117.4	92.1	81.1
Of which, mini abortions:					
In thousands	695.2	542.1	405.5	372.2	344.9
Per 1,000 women aged 15-49 years	18.3	13.7	10.3	9.6	9.0
Number of abortions in primigravid women ¹ , in thousands	177.7	161.1	161.5	149.8	136.8

¹ Data cited from institutions of the system of the Ministry of Health and Social Development of the Russian Federation.

² Ministry of Health and Social Development of the Russian Federation.

Diagram 39

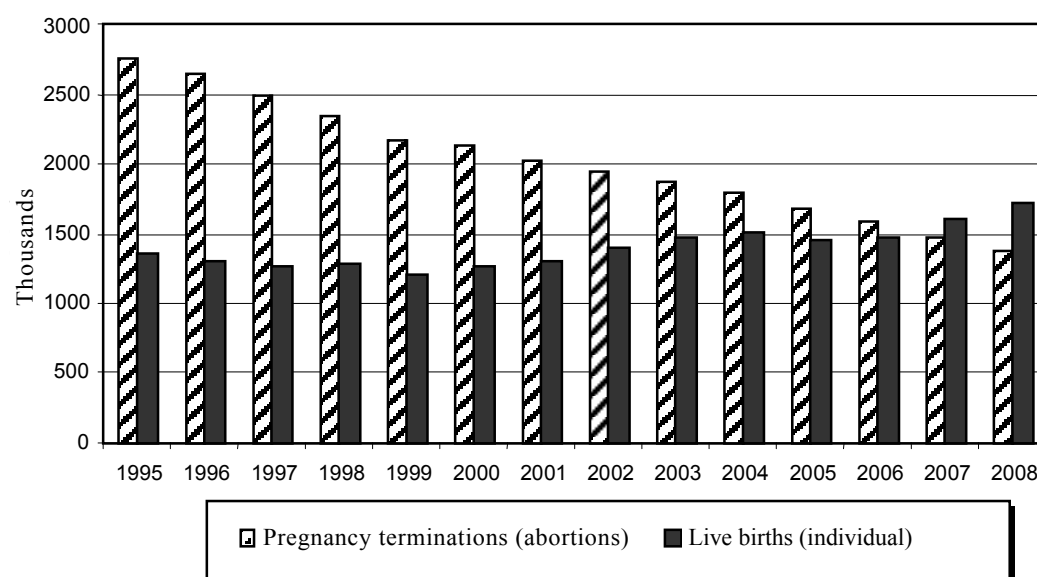
Number of pregnancy terminations (abortions) and number of live births

Table 40

Pregnancy terminations (abortions), by age group

	1995	2000	2005	2007	2008
Number of abortions (in thousands) in women aged, in years:					
Up to 15	2.8	1.3	1.0	0.9	0.9
15-19	301.3	213.1	165.7	142.1	124.6
20-34	1 892.1	1 490.9	1 200.4	1 059.9	999.9
35 and older	570.2	433.4	308.6	276.2	260.3
Per 1,000 women aged, in years:					
Up to 15	0.5	0.2	0.3	0.2	0.3
15-19	57	36	20	27	26
20-34	122	98	72	62	57
35 and older	33	31	18	17	16

Table 41

Use of contraceptives

	1995	2000	2005	2007	2008
Number of women using intrauterine devices (as of year end):					
Total, in thousands	7 235	6 323	5 399	5 144	5 007
Per 100 women aged 15-49 years	18.9	16.0	13.8	13.3	13.1
Number of women using hormonal contraception (as of year end):					
Total, in thousands	1 747	2 829	3 711	4 012	4 120
Per 100 women aged 15-49 years	4.6	7.2	9.5	10.4	10.8

	1995	2000	2005	2007	2008
Operations performed with regard to the sterilization of women:					
Total, in thousands	...	18.5	16.6	14.3	14.7
Per 100,000 women aged 15-49 years	...	47.0	42.3	36.8	38.4

Table 42
Surgical intervention during childbirth

	1995	2000	2005	2007	2008
Total, in thousands					
Births – total	1 333.4	1 237.5	1 403.9	1 569.0	1 670.3
Of which normal	479.4	384.8	476.1	575.2	614.4
Obstetric operations performed:					
Forceps delivery	5.2	3.5	2.8	2.3	2.3
Vacuum extraction	1.3	0.3	0.9	2.0	3.4
Caesarean section	134.5	176.9	250.8	302.4	334.0
Foetus-destroying operations	0.8	1.2	0.4	0.3	0.4
Per 100 women					
Normal births	36.0	31.1	33.9	36.7	36.8
Obstetric operations performed:					
Forceps delivery	0.4	0.3	0.2	0.1	0.1
Vacuum extraction	0.10	0.03	0.06	0.1	0.2
Caesarean section	10.1	14.3	17.9	19.3	20.0
Foetus-destroying operations	0.06	0.10	0.03	0.02	0.02

Table 43
Health status of neonates

	1995	2000	2005	2007	2008
Children born unhealthy or taken ill (body mass 1,000 g or more):					
In thousands	383.3	474.1	575.9	614.3	628.0
As a percentage of the number of live births	28.5	38.0	40.7	38.9	37.3
Including with congenital abnormalities:					
In thousands	34.6	36.7	46.9	47.4	48.8
As a percentage of the number of live births	2.6	2.9	3.3	3.0	2.9
Particular conditions arising in the perinatal period					
In thousands	407.7	626.8	800.3	837.6	849.9
As a percentage of the number of live births	32.0	50.2	56.7	52.9	50.5
Of the total number of live-born infants - premature:					
In thousands	81.7	74.1	76.7	84.5	88.5
As a percentage of the number of live births	6.0	5.9	5.4	5.3	5.3

Table 44
Breastfeeding of children in the first year of life

	1995	2000	2005	2007	2008
Number of children being breast-fed, aged:					
From 3 to 6 months (in thousands)	569.8	464.8	544.7	558.8	612.0
As a percentage of the number of children who reached the age of 1 year in the year under review	45.1	42.3	40.1	40.3	40.8
From 6 months to 1 year (in thousands)	411.3	320.0	487.5	537.5	589.6
As a percentage of the number of children who reached the age of 1 year in the year under review	32.5	29.5	35.9	38.7	39.3

Table 45
Curative and preventive care for women and children (as of the year end)*

	2001	2002	2003	2004	2005	2006	2007	2008
Number of obstetricians/gynaecologists, in thousands	42.0	42.2	42.6	42.8	42.9	43.5	43.6	43.3
Number of beds for pregnant women and neonates, in thousands	87.8	85.9	85.0	83.7	81.9	82.3	82.0	81.1
Number of beds for gynaecological patients, in thousands	92.2	87.1	84.6	82.3	81.7	79.1	76.7	72.9
Number of women's clinics, obstetric/gynaecological departments (units), in thousands	7.9	7.6	7.6	7.7	7.7	7.4	6.8	7.0
Number of medical and obstetric centres, in thousands	44.3	43.9	43.6	43.4	43.1	42.3	39.8	39.8
Number of paediatricians, in thousands	69.9	69.6	69.3	68.6	68.6	69.8	69.4	69.4
Number of paediatric hospitals**	433	426	420	409	407	382	365	357
Number of beds for paediatric patients, in thousands	229.1	224.1	214.0	210.4	200.3	194.9	190.2	191.9
Number of beds in paediatric inpatient wards, in thousands	73.6	91.2	83.1	81.3	69.6	67.6	-	-
Number of paediatric clinics and outpatient units, in thousands***	7.9	7.6	7.6	7.5	7.3	6.1	4.7	4.7
Per 10,000 women:								
Number of obstetricians/gynaecologists	5.4	5.5	5.6	5.6	5.6	5.7	5.7	5.7
Number of beds for gynaecological patients	11.9	11.3	11.1	10.8	10.7	10.4	10.0	9.6
Per 10,000 women (15–49 years):								
Number of beds for pregnant women and рожениц	22.2	21.6	21.4	21.2	20.9	21.1	21.2	21.3
Per 10,000 children (0–14 years)								
Number of paediatricians	28.7	30.0	31.2	31.9	32.0	33.4	33.3	32.9
Number of beds for paediatric patients	94.1	96.6	96.2	97.8	93.5	93.3	91.3	91.0
Number of beds in paediatric inpatient wards	29.8	31.4	36.6	36.6	32.7	32.4	-	-

* Rosstat data.

** Data from the Ministry of Health and Social Development of Russia.

*** Both independent ones and those that are part of other institutions.

Education

Table 46

Level of education of women and men, according to population census data

	2002			
	<i>In thousands</i>		<i>Distribution by gender, per cent</i>	
	<i>Women</i>	<i>Men</i>	<i>Women</i>	<i>Men</i>
Total population aged 15 years and older	65 893	55 407	54	46
Including having vocational education:				
Higher education (including postgraduate)	10 766	8 613	56	44
Incomplete higher education	2 018	1 722	54	46
Secondary education	19 052	13 877	58	42
Primary education	6 661	8 706	43	57
General education				
Secondary education (complete)	10 938	10 338	51	49
Basic education	8 882	7 813	53	47

Table 47

Number of students, by type of state and municipal educational institution, as of the beginning of the 2008/2009 academic year

	<i>Distribution by gender, per cent</i>			
	<i>Women</i>	<i>Men</i>	<i>Women</i>	<i>Men</i>
Number of students – total				
In thousands	11 549	11 068		
In per cent	100	100	51	49
Including in:				
Institutions of general education	56.2	58.8	50	50
Institutions of primary vocational education ²	3.3	6.6	35	65
Institutions of secondary vocational education	9.3	9.6	50	50
Institutions of higher vocational education	30.6	24.2	57	43
Postgraduate studies ¹	0.6	0.7	45	55
Postdoctoral studies ¹	0.0	0.0	47	53

¹ As of end of 2008.

² Based on Russian Federal Education Agency data, including the number of students at institutions of secondary and higher vocational education completing primary vocational educational programmes.

Table 48

**Composition of the convocation of deputies to the State Duma in 2008-2011,
as of 1 January 2009**

	<i>Number of</i>		<i>Distribution by gender, per cent</i>	
	<i>Women</i>	<i>Men</i>	<i>Women</i>	<i>Men</i>
Total	64	386	14	86
Including by parties:				
"United Russia"	45	270	14	86
"Communist Party of the Russian Federation"	4	53	7	93
"Liberal Democratic Party of Russia"	4	36	10	90
"Just Russia: Motherland/Pensioners/Life"	11	27	29	71

Annex 2

Additional materials (re: item 2 of the United Nations list of questions)

Table 49

Ethnic composition of the population Based on the results of the 2002 population census

	Urban and rural population			Urban population			Rural population		
	Men and women	Men	Women	Men and women	Men	Women	Men and women	Men	Women
Total population	145 166 731	67 605 133	77 561 598	106 429 049	49 149 510	57 279 539	38 737 682	18 455 623	20 282 059
Abazins (абаза, ашхаруа, ашхарцы, тапанта)	37 942	18 468	19 474	16 283	7 777	8 506	21 659	10 691	10 968
Abkhaz (абжуйцы, апсуа, бзыбцы)	11 366	6 242	5 124	9 883	5 411	4 472	1 483	831	652
Avars (аварал, маарулал)	814,473	403 610	410 863	298 315	153 220	145 095	516 158	250 390	265 768
Andis (андии, андал, гванал, кваннал, куаннал)	21,808	10 559	11 249	2 426	1 196	1 230	19 382	9 363	10 019
Archins (арчи, арчиб)	89	67	22	82	64	18	7	3	4
Akhvakhs (ахвалал, ашватл, ашвалъ)	6,376	3 050	3 326	71	38	33	6 305	3 012	3 293
Bagulals (багвалалы, багвалинцы, багулав, гантляло, кванадлетцы, тлибишинцы, тлиссинцы)	40	23	17	33	19	14	7	4	3
Bezhtas (капучины, хванал)	6 198	2 992	3 206	62	39	23	6 136	2 953	3 183
Botlikhs	16	9	7	11	6	5	5	3	2
Hinukhs	531	244	287	15	4	11	516	240	276
Godoberis (гибдиди, ибдиди)	39	25	14	34	21	13	5	4	1
Hunzibs (гунзал, нахада, хунзалис, хунзалы)	998	495	503	25	16	9	973	479	494
Didos (цезы, цунтинцы)	15 256	7 490	7 766	1 640	850	790	13 616	6 640	6 976
Karatas (кирди)	6 052	2 952	3 100	463	253	210	5 589	2 699	2 890
Tindals (идари, идери, тиндии, тиндинцы)	44	24	20	21	12	9	23	12	11
Khvarshins (инхокваринцы, хваршал, хваршинцы, хуани)	128	70	58	11	7	4	117	63	54
Chamalals (чамалинцы)	12	6	6	6	3	3	6	3	3
Aguls (агул шуй, агулар, агульцы)	28 297	14 262	14 035	11 065	5 579	5 486	17 232	8 683	8 549

	Urban and rural population			Urban population			Rural population		
	Men and women	Men	Women	Men and women	Men	Women	Men and women	Men	Women
Adyghes (абадзехи, адыгэ с языком адыгейским, бесленеевцы с языком адыгейским, бжедуги, мамхегу, махмегу, махмеговцы)	128 528	62 791	65 737	60 053	28 893	31 160	68 475	33 898	34 577
Azerbaijanis (азербайджанлы, азербайджанлылар, тюрк с языком азербайджанским)	621 840	386 776	235 064	479 517	307 346	172 171	142 323	79 430	62 893
Aleuts (ангагинас, сасигнан, унан'ах, унанган)	540	262	278	172	79	93	368	183	185
Altaics (алтай-кжи, кыпчак с языком алтайским, майминцы, найман с языком алтайским)	67 239	31 650	35 589	13 897	6 252	7 645	53 342	25 398	27 944
Americans	1275	812	463	1 230	780	450	45	32	13
English	529	342	187	505	324	181	24	18	6
Arabs (алжирцы, арабы Объединенных Арабских Эмиратов, аравийцы, бахрейнцы, египтяне, иорданцы, иракцы, йеменцы, катарцы, кувейтцы, ливанцы, ливийцы, мавеританцы, марокканцы, оманцы, палестинцы, саудовцы, сирийцы, суданцы, тунисцы)	10 630	9 036	1 594	10 231	8 729	1 502	399	307	92
Central Asian Arabs (араби)	181	103	78	137	87	50	44	16	28
Armenians (гай, донские армяне, крымские армяне, франк, хай, черкесогаи)	1 130 491	620 178	510 313	805 621	446 424	359 197	324 870	173 754	151 116
Assyrians (айсоры, арамеи, асори, ассурайя, атурая, сурайя, халдеи)	13 649	6 868	6 781	10 573	5 249	5 324	3 076	1 619	1 457
Balkars (малкарцы, малкъарлыла, малкъарлы, таулу)	108 426	52 199	56 227	51 565	24 470	27 095	56 861	27 729	29 132
Bashkirs (башкорт, башкурт, казаки с языком башкирским, тептяри-башкиры, тептяри с языком башкирским)	1 673 389	793 184	880 205	794 411	371 028	423 383	878 978	422 156	456 822
Belarusians (беларусы, брещуки, литвины, литвяки)	807 970	376 093	431 877	623 098	291781	331 317	184 872	84 312	100 560
Besermians (бешермяне)	3 122	1 545	1 577	766	366	400	2 356	1 179	1 177
Bulgarians	31 965	17 281	14 684	25 362	13 935	11 427	6 603	3 346	3 257
Buryats (агинцы, баряат, буряад, казаки с языком бурятским, сартулы, хамниганы, хонгодоры, хоринцы, цонголы)	445 175	212 150	233 025	194 562	90 240	104 322	250 613	121 910	128 703

	Urban and rural population			Urban population			Rural population		
	Men and women	Men	Women	Men and women	Men	Women	Men and women	Men	Women
Hungarians (мадьяр)	3 768	2 021	1 747	2 553	1 382	1 171	1 215	639	576
Vepsians (бепся, вепся, людиникат, лююдилаине с языком вепским, чудь, чухари)	8 240	3 339	4 901	4 624	1 789	2 835	3 616	1 550	2 066
Votes (вадьякко)	73	34	39	56	26	30	17	8	9
Vietnamese (вьет ньгой)	26 206	18 297	7 909	25 623	17 904	7 719	583	393	190
Gagauz	12 210	6 972	5 238	9 042	5 101	3 941	3 168	1 871	1 297
Greeks (греки-ромей, греки-эллины, грекос, понтиос, ромей, ромеос, ромеюс, рум, румей, эллинос)	97 827	49 615	48 212	61 550	31 071	30 479	36 277	18 544	17 733
Urum Greeks (орум, урмей, урум)	54	34	20	40	25	15	14	9	5
Georgians (картвели)	197 934	123 062	74 872	166 877	103 665	63 212	31 057	19 397	11 660
Adjarians (аджарели)	252	154	98	153	102	51	99	52	47
Ingiloys (ингилой)	63	35	28	57	33	24	6	2	4
Laz	221	127	94	101	59	42	120	68	52
Megrels (маргали, мингрелы)	433	290	143	364	243	121	69	47	22
Svans	41	33	8	35	28	7	6	5	1
Dargins (дарган, дарганти, урбуган)	510 156	253 936	256 220	172 421	87 841	84 580	337 735	166 095	171 640
Kaitags	5	2	3	5	2	3	-	-	-
Kubachins (угбуган)	88	50	38	87	50	37	1	-	1
Dolgans (долган, дулган, саха с языком долганским)	7 261	3 262	3 999	1 334	471	863	5 927	2 791	3 136
Dungans (лао хуйхуй, хуйцзу)	801	448	353	415	242	173	386	206	180
Jews (ашкеназ, идн)	229 938	118 365	111 573	224 672	115 427	109 245	5 266	2 938	2 328
Mountain Jews (дагестанские евреи, даг-чуфут, джуфут, джухут, татские евреи, таты-иудаисты)	3 394	2 109	1 285	3 191	1 966	1 225	203	143	60
Georgian Jews (эбразли)	53	35	18	51	34	17	2	1	1
Central Asian Jews (бани исроил, бухарские евреи, дживут бухари, джугут, иври, исроэл, яхуди, яхудои махали)	54	32	22	49	28	21	5	4	1
Yazidis (езды, иезиды, йезиды, эзды)	31 273	16 646	14 627	19 120	10 227	8 893	12 153	6 419	5 734
Izhorians (ижора, изури, ингры, карьяляйн)	327	109	218	177	76	101	150	33	117

	Urban and rural population			Urban population			Rural population		
	Men and women	Men	Women	Men and women	Men	Women	Men and women	Men	Women
Ingush (галга)	413 016	198 115	214 901	186 478	91 497	94 981	226 538	106 618	119 920
Hindi-speaking Indians (хинди, хиндустанцы)	4 980	4 264	716	4 939	4 233	706	41	31	10
Spaniards	1 547	832	715	1 476	788	688	71	44	27
Italians	862	526	336	819	503	316	43	23	20
Itelmens (ительмень, камчадалы с языком ительменским)	3 180	1 465	1 715	1 194	505	689	1 986	960	1 026
Kabardin (адыгэ с языком кабардинским, кабардей)	519 958	250 455	269 503	241 062	114 449	126 613	278 896	136 006	142 890
Kazakhs (адай, аргын, берш, жагайбайлы, жаппас, керей, кыпчак с языком казахским, найман с языком казахским, ногай с языком казахским, степские казахи, табын, тама, торкара, туратинские казахи, уак)	653 962	326 397	327 565	212 741	106 389	106 352	441 221	220 008	221 213
Kalmyks (большие дэрбэты, дербеты, дэрбетты, дюрбетты, казаки с языком калмыцким, ойраты, торгоуты, торгуты, хальмг, хойты, элеты)	173 996	84 413	89 583	85 600	40 100	45 500	88 396	44 313	44 083
Kamchadals	2 293	1 114	1 179	1 297	601	696	996	513	483
Karaims (карай)	366	200	166	349	190	159	17	10	7
Karakalpaks (калпак, каролпак)	1 609	900	709	1 081	592	489	528	308	220
Karachays (карачай, карачайлыла, карачайлы)	192 182	93 454	98 728	73 370	35 507	37 863	118 812	57 947	60 865
Karelians (карьяла, карьялайзет, карьялани, лаппи, ливвикей, ливвики, ливгиляйне, людики, лююдикей, лююдилайне с языком карельским)	93 344	39 871	53 473	52 205	21 350	30 855	41 139	18 521	22 618
Kereks	8	2	6	4	-	4	4	2	2
Kets (денг, кето, остяки с языком кетским)	1 494	712	782	406	155	251	1 088	557	531
Yughs (юген)	19	10	9	14	7	7	5	3	2
Kyrgyz (кыргыз)	31 808	18 132	13 676	28 575	16 242	12 333	3 233	1 890	1 343
Chinese (хань, ханьжэнь, чжунго жэнь)	34 577	23 894	10 683	33 279	23 032	10 247	1 298	862	436
Komi (зыряне, коми войтыр, коми-зыряне, коми йоз, коми морт)	293 406	129 428	163 978	139 416	57 291	82 125	153 990	72 137	81 853

	Urban and rural population			Urban population			Rural population		
	Men and women	Men	Women	Men and women	Men	Women	Men and women	Men	Women
Komi-Izhems (ижемцы, изъеватас)	15 607	7 353	8 254	1 516	540	976	14 091	6 813	7 278
Komi-Permyaks (коми с языком коми-пермяцким, коми морт с языком коми-пермяцким, коми отир, пермяки)	125 235	55 977	69 258	48 658	20 269	28 389	76 577	35 708	40 869
Koreans (корё сарам, хангук сарам, чосон сарам)	148 556	75 835	72 721	119 260	59 916	59 344	29 296	15 919	13 377
Koryaks (алюторцы, алутальу, апокваямыл'о, апукинцы, войкыпал'о, воямпольцы, каменцы, карагинцы, каран'ыныльо, нымыланы, олюторцы, чавчувены, чавчыё)	8 743	4 191	4 552	2 765	1 225	1 540	5 978	2 966	3 012
Krymchaks (евреи крымские)	157	96	61	145	90	55	12	6	6
Cubans	707	557	150	655	518	137	52	39	13
Kumandins (кубанды, куманды, орё куманды, тадар-кижи с языком кумандинским, тюбере куманды)	3 114	1 413	1 701	1 704	756	948	1 410	657	753
Kumuks (кумук)	422 409	205 632	216 777	198 807	96 486	102 321	223 602	109 146	114 456
Kurds (курмандж)	19 607	10 520	9 087	4 505	2 742	1 763	15 102	7 778	7 324
Laks (вулугуни, лак, лаки, лаккучу, тумал, яхолшу)	156 545	75 397	81 148	109 750	52 831	56 919	46 795	22 566	24 229
Latvians (латвиетис, латвиешы)	28 520	13 518	15 002	20 660	9 810	10 850	7 860	3 708	4 152
Latgalian (латгалиетис)	1 622	657	965	872	349	523	750	308	442
Lezgins (ахтинцы, кюрегу, кюринцы, лезги, лезгияр)	411 535	208 546	202 989	192 577	99 144	93 433	218 958	109 402	109 556
Lithuanians (аукштайты, жемайты, летувеник, летувяй, литвины с языком литовским, литвяки с языком литовским)	45 569	24 392	21 177	31 279	16 801	14 478	14 290	7 591	6 699
Mansi (вогулы, меньдси, моансь, остяки с языком мансийским)	11 432	5 167	6 265	5 919	2 562	3 357	5 513	2 605	2 908
Maris (мар, мари, марий, черемисы)	604 298	278 912	325 386	256 094	113 570	142 524	348 204	165 342	182 862
Mountain Maris (курык марий)	18 515	8 517	9 998	2 445	1 066	1 379	16 070	7 451	8 619
Meadow and Eastern Maris (ветлужские марийцы, восточные (уральские) марийцы, вутла мари, кожда марий, лесные марийцы, луговые марийцы, олык марий)	56 119	25 610	30 509	20 643	8 971	11 672	35 476	16 639	18 837

	Urban and rural population			Urban population			Rural population		
	Men and women	Men	Women	Men and women	Men	Women	Men and women	Men	Women
Moldovans (волохь, молдовень)	172 330	98 097	74 233	128 777	74 388	54 389	43 553	23 709	19 844
Mongols (халха, халха-монголы, халхасцы)	2 656	1 364	1 292	2 367	1 222	1 145	289	142	147
Mordvins (каратаи, мордвины, мордовцы)	843 350	384 458	458 892	439 063	198 645	240 418	404 287	185 813	218 474
Moksha Mordvins (мокша)	49 624	23 017	26 607	21 554	9 800	11 754	28 070	13 217	14 853
Erzya Mordvins (терюхане, эрзя)	84 407	38 060	46 347	22 481	10 106	12 375	61 926	27 954	33 972
Nagaybaks	9 600	4 391	5 209	1 889	830	1 059	7 711	3 561	4 150
Nanais (гольды, нанай, нани с языком нанайским)	12 160	5 636	6 524	3 702	1 619	2 083	8 458	4 017	4 441
Nganasans (ня, тавгийцы)	834	362	472	165	60	105	669	302	367
Negidals (амгун бэйенин, на бэйенин, негды, няхагил, элькан дэйнин)	567	249	318	164	69	95	403	180	223
Germans (голендры, дейч, дойч, меннонитен, меннониты, немцы-меннониты)	597 212	290 115	307 097	339 288	164 015	175 273	257 924	126 100	131 824
Nenets (не, ненач, ненэй ненэц, ненэйне, нещанг, пян хасова, хандеяры)	41 302	19 267	22 035	7 844	3 180	4 664	33 458	16 087	17 371
Nivkhs (гиляки, нибах, нивах, нивух, нивхгу, нывгунгун)	5 162	2 379	2 783	2 483	1 107	1 376	2 679	1 272	1 407
Nogais (караногайцы, карагаши, ногоай-карагаш, ногоай)	90 666	43 917	46 749	19 327	9 393	9 934	71 339	34 524	36 815
Orochs (нани с языком ороцким, ороц с языком ороцким, орочён с языком ороцким, орочисэл)	686	322	364	338	151	187	348	171	177
Ossetians (туалаг, туалыцы)	514 875	249 874	265 001	332 629	160 107	172 522	182 246	89 767	92 479
Ossetians-Digorians (дигор, дигорон, дигорцы)	607	297	310	321	154	167	286	143	143
Ossetians-Ironians (ирон, иронцы, кудаираг, кударцы)	97	56	41	73	41	32	24	15	9
Persians (иранцы, мавры, парс, фарс)	3 821	2 304	1 517	2 982	1 814	1 168	839	490	349
Poles (поляцы)	73 001	31 761	41 240	56 050	24 022	32 028	16 951	7 739	9 212
Pashtuns (афганцы, патаны, пахтуны)	9 800	8 245	1 555	9 544	8 042	1 502	256	203	53
Romanians (ромынь)	5 308	2 755	2 553	3 344	1 832	1 512	1 964	923	1 041
Rusyns (бойки, карпатороссы, лемки)	97	55	42	84	47	37	13	8	5

	Urban and rural population			Urban population			Rural population		
	Men and women	Men	Women	Men and women	Men	Women	Men and women	Men	Women
Russians (затундренные крестьяне, индигирчики, каменщики, карымы, кержаки, колымские, колымчане, ленские старожилы, мезенцы, обские старожилы, походчане, русско-устыинцы, семейские, якутяне, ямские)	115 889 107	53 337 496	62 551 611	88 931 060	40 589 298	48 341 762	26 958 047	12 748 198	14 209 849
Cossacks	140 028	76 720	63 308	63 987	35 619	28 368	76 041	41 101	34 940
Pomors (канинские поморы)	6 571	3 406	3 165	4 779	2 412	2 367	1 792	994	798
Rutuls (мегьебор, мых абдыр, мюхадар, рутул, хинатбы, хновцы)	29 929	15 301	14 628	10 350	5 390	4 960	19 579	9 11	9 668
Saami (лопары, саами)	1 991	882	1 109	853	332	521	1 138	550	588
Selkups (остяки с языком селькупским, сёлькуп, суссе кум, чумиль-куп, шелькуп, шешкум)	4 249	2 028	2 221	786	353	433	3 463	1 675	1 788
Serbs	4 156	3 163	993	3 777	2 939	838	379	224	155
Slovaks	568	332	236	481	284	197	87	48	39
Soyots	2 769	1 392	1 377	252	112	140	2 517	1 280	1 237
Tabasarans (кабган, табасаран, табасаранцы)	131 785	66 555	65 230	53 610	27 730	25 880	78 175	38 825	39 350
Tajiks (тоджик)	120 136	93 824	26 312	102 937	81 929	21 008	17 199	11 895	5 304
Taz (удэ с языком китайским или русским)	276	131	145	110	53	57	166	78	88
Talysh (талышон)	2 548	1 766	782	2 397	1 661	736	151	105	46
Tatars (казанлы, казанские татары, каринские (нукратские) татары, касимовские татары, мещеряки, мишари, мишэр, татар, тептяри с языком татарским, тептяри-татары)	5 554 601	2 605 039	2 949 562	3 795 319	1 759 613	2 035 706	1 759 282	845 426	913 856
Astrakhan Tatars (алабугатские татары, юртовские татары)	2 003	974	1 029	776	384	392	1 227	590	637
Keräşens (крещеные, крещенцы, крещеные татары)	24 668	11 520	13 148	12 624	5 857	6 767	12 044	5 663	6 381

	Urban and rural population			Urban population			Rural population		
	Men and women	Men	Women	Men and women	Men	Women	Men and women	Men	Women
Siberian Tatars (бараба, барабинцы, бохарлы, бухарцы, заболотные татары, калмаки, курдакско-саргатские татары, параба, сибир татарлар, тарлик, тарские татары, тееризские татары, тоболик, тобольские татары, тураминцы, тюменско-тюринские татары, чаты, зуштинцы, ясколбинские татары)	9 611	4 573	5 038	4 271	1 988	2 283	5 340	2 585	2 755
Crimean Tatars (кърым татарлар, ногаи крымские, нугай татар, тат с языком крымскотатарским)	4 131	2 112	20 19	2 217	1 136	1 081	1 914	976	938
Tats (там, таты-азербайджанцы)	2 303	1 191	1 112	2 171	1 118	1 053	132	73	59
Telengits (телесы)	2 399	1 151	1 248	115	46	69	2 284	1 105	1 179
Teleuts (тадар-кижи с языком телеутским)	2 650	1 210	1 440	1 142	529	613	1 508	681	827
Tofalars (карагасы, тофа)	837	421	416	138	73	65	699	348	351
Tubalars (туба)	1 565	786	779	150	65	85	1 415	721	694
Tuvans (тува, тыва, тыва-кижи)	243 442	116 523	126 919	107 850	50 898	56 952	135 592	65 625	69 967
Tuvans-Todzhins (тоджинцы, туга, туха)	4 442	2 154	2 288	7	4	3	4 435	2 150	2 285
Turks (османы, турки-батумцы, турки-османы, турки-сухумцы, тюрк с языком турецким)	92 415	49 680	42 735	18 217	12 062	6 155	74 198	37 618	36 580
Meskhethian Turks	3 257	1 772	1 485	1 529	835	694	1 728	937	791
Turkmen (трухмены, тюрк с языком туркменским)	33 053	18 944	14 109	14 695	9 350	5 345	18 358	9 594	8 764
Udis (уди, ути)	3 721	1 943	1 778	2 078	1 114	964	1 643	829	814
Udmurts (вотяки, одморт, одмурт, удморт, укморт, урморт, уртморт)	636 906	286 517	350 389	296 976	129 227	167 749	339 930	157 290	182 640
Udege (удэ, удэхе, удэхейцы)	1 657	791	866	425	160	265	1 232	631	601
Uzbeks (озбак, тюрк с языком узбекским)	122 916	80 745	42 171	98 548	65 182	33 366	24 368	15 563	8 805
Uyghurs (илийцы, кашгарцы, таранчи)	2 867	1 700	1 167	2 173	1 284	889	694	416	278

	Urban and rural population			Urban population			Rural population		
	Men and women	Men	Women	Men and women	Men	Women	Men and women	Men	Women
Ukrainians (буковинцы, верховинцы, гуцулы, казаки с языком украинским)	2 942 961	1 410 164	1 532 797	2 251 198	1 088 279	1 162 919	691 763	321 885	369 878
Ulta (Oroks) (ороч с языком ульта, орочен с языком ульта, уйльта, ульта, ульча с языком ульта)	346	168	178	201	95	106	145	73	72
Ulchs (мангуны, нани, ульча с языком ульчским)	2 913	1 366	1 547	564	239	325	2 349	1 127	1 222
Finns (суомалайсет, суоми)	34 050	14 755	19 295	23 484	10 031	13 453	10 566	4 724	5 842
Ingrian Finns (ингерманландцы, инкерилайнен)	314	150	164	274	131	143	40	19	21
French	819	509	310	780	486	294	39	23	16
Khakas (качинцы, койбалы, кызыл, кызыльцы, сагай, сагайцы, тадар, тадар-кижи с языком хакасским, хаас, хааш, хойбал, хызыл)	75 622	35 569	40 053	32 743	15 037	17 706	42 879	20 532	22 347
Khanty (кантага ях, остяки с языком хантыйским, хандэ, ханти, хантых, хантэ)	28 678	13 033	15 645	9 924	4 152	5 772	18 754	8 881	9 873
Hemshinli (хамшены, хамшецы, хемшины)	1 542	802	740	115	68	47	1427	734	693
Tsakhurs (йыхбы)	10 366	5 426	4 940	3 678	2 077	1 601	6 688	3 349	3 339
Romani (дом, ром, рома, сэрвы)	182 766	89 366	93 400	113 852	55 368	58 484	68 914	33 998	34 916
Central Asian Roma (гурбат, джуги, люли, мугат, мультони, тавоктарош)	486	259	227	246	130	116	240	129	111
Chelkans (чалканцы)	855	376	479	135	65	70	720	311	409
Circassians (адыгэ с языком черкесским, бесленеевцы с языком кабардино-черкесским, бесленеи)	60 517	29 488	31 029	22 585	10 828	11 757	37 932	18 660	19 272
Czechs (мораване)	2 904	1 390	1 514	2 060	977	1083	844	413	431
Chechens (нохчий, чаан)	1 360 253	649 801	710 452	502 362	239 881	262 481	857 891	409 920	447 971
Chechens-Akkints (аккинцы, ауховцы)	218	125	93	80	54	26	138	71	67
Chuvans (атали, марковцы, этели)	1 087	483	604	366	146	220	721	337	384
Chuvash (вирьял, мижерь, чаваш)	1 637 094	761 472	875 622	839 848	384 208	455 640	797 246	377 264	419 982
Chukchis (анкалын, анкальын, луораветлан, лыгъоравэтлят, чаучу)	15 767	7 443	8 324	3 402	1 508	1 894	12 365	5 935	6 430

	Urban and rural population			Urban population			Rural population		
	Men and women	Men	Women	Men and women	Men	Women	Men and women	Men	Women
Chulyms (карагасы томские, чулымские татары, чулымские тюрки)	656	318	338	54	29	25	602	289	313
Shapsugs	3 231	1 626	1 605	810	417	393	2 421	1 209	1 212
Shors (тадар-кижи с языком шорским, шор-кижи)	13 975	6 455	7 520	9 939	4 524	5 415	4 036	1 931	2 105
Evenks (илэ, манегры, мурчен, орочён с языком эвенкийским, тонгус, тунгусы с языком эвенкийским)	35 527	17 005	18 522	8 576	3 862	4 714	26 951	13 143	13 808
Evens (илкан, ламут, ламут-намааткан, мэнэ, овен, овон, ороч с языком эвенским, орочёл, орочень, орочён с языком эвенским, тунгусы с языком эвенским, тургэжал, ывын, эбэн, эвон, эвын, эвэн, эвэс)	19 071	8 059	11 012	6 116	2 224	3 892	12 955	5 835	7 120
Enets (могади, пэ-бай, энъчо)	237	122	115	51	23	28	186	99	87
Eskimos (сиренигмит, уназигмит, юпагыт, юпит)	1 750	835	915	557	237	320	1 193	598	595
Estonians (чухонцы, эсты)	28 113	12 481	15 632	18 082	7 869	10 213	10 031	4 612	5 419
Estonians-Setos (полуверцы, сето, сету)	197	106	91	55	26	29	142	80	62
Yukagirs (алаи, ваду, деткиль, дудки, одул, омоки, хангайцы)	1 509	722	787	685	328	357	824	394	430
Yakuts (саха)	443 852	212 911	230 941	157 825	72 107	85 718	286 027	140 804	145 223
Japanese (нихондзин)	835	399	436	768	363	405	67	36	31
Persons of other nationalities (not listed above)	42 980	27 185	15 795	36 169	23 293	12 876	6 811	3 892	2 919
Persons who did not indicate a nationality in the census schedule	1 460 751	709 738	751 013	1 425 408	691 979	733 429	35 343	17 759	17 584

Table 50

Distribution of economically disadvantaged population, by main demographic and socio-economic groups
(percentages)

	2005	2006	2007	2008
Total economically disadvantaged population	100	100	100	100
Children aged up to 16 years	21.8	21.2	21.4	22.6
Population of working age	65.5	65.7	65.2	64.8
Men aged 16-30 years	12.3	12.3	12.3	12.3
Women aged 16-30 years	13.3	13.3	13.1	13.3
Men aged 31-59 years	18.7	19.0	18.9	18.6
Women aged 31-54 years	21.2	21.1	21.0	20.6
Population older than working age	12.7	13.1	13.3	12.6
Men aged 60 years and older	3.5	3.6	3.8	3.5
Women aged 55 years and older	9.1	9.5	9.6	9.1

Diagram 51

Change in the level of poverty, as a function of gender and age, in 2008
(as a percentage of the 2005 level)

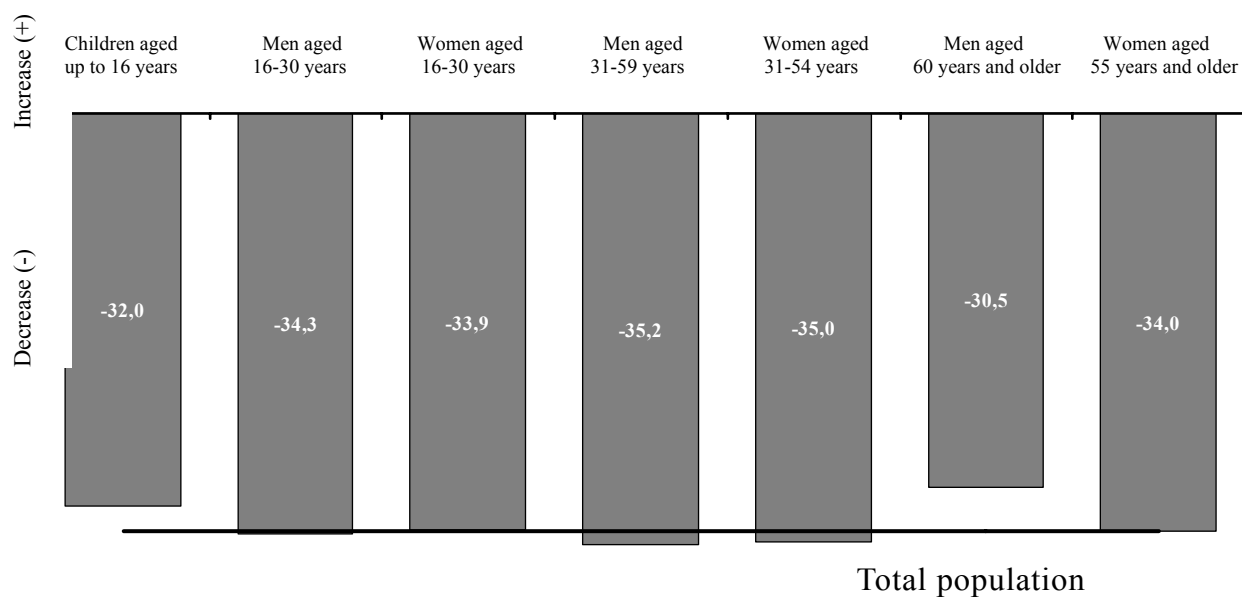


Diagram 52

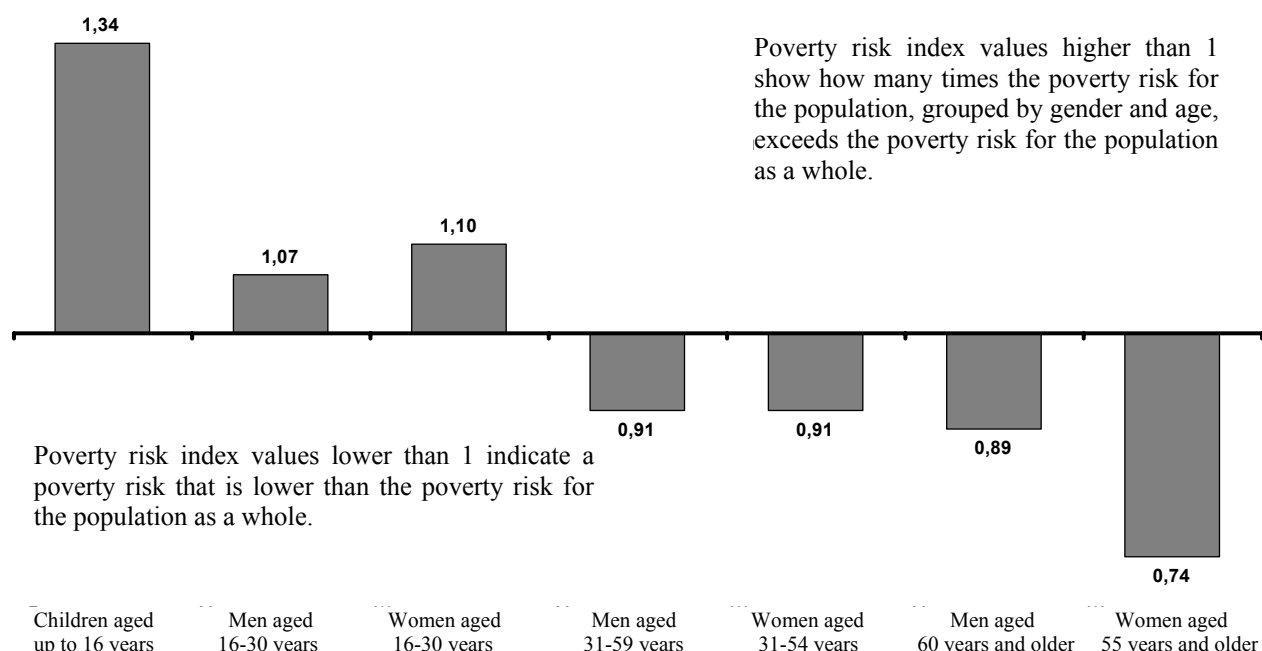
Risk of poverty, as a function of gender and age, in 2008

Table 53

Distribution of main demographic and socio-economic groups of the economically disadvantaged population, as a function of place of residence

(Percentages)

	<i>Total economically disadvantaged population</i>	<i>Including:</i>	
		<i>Urban population</i>	<i>Rural population</i>
2005			
Total	100	61.4	38.6
Children aged up to 16 years	100	57.4	42.6
Population of working age	100	61.6	38.4
Men aged 16-30 years	100	61.0	39.0
Women aged 16-30 years	100	63.9	36.1
Men aged 31-59 years	100	59.7	40.3
Women aged 31-54 years	100	62.3	37.7
Population older than working age	100	67.1	32.9
Men aged 60 years and older	100	67.6	32.4
Women aged 55 years and older	100	67.0	33.0
2006			
Total	100	60.8	39.2
Children aged up to 16 years	100	56.3	43.7
Population of working age	100	61.3	38.7
Men aged 16-30 years	100	60.5	39.5

	<i>Total economically disadvantaged population</i>	<i>Including:</i>	
		<i>Urban population</i>	<i>Rural population</i>
Women aged 16-30 years	100	64.1	35.9
Men aged 31-59 years	100	59.4	40.6
Women aged 31-54 years	100	61.6	38.4
Population older than working age	100	65.8	34.2
Men aged 60 years and older	100	67.1	32.9
Women aged 55 years and older	100	65.4	34.6
2007			
Total	100	59.6	40.4
Children aged up to 16 years	100	55.2	44.8
Population of working age	100	59.8	40.2
Men aged 16-30 years	100	59.7	40.3
Women aged 16-30 years	100	62.2	37.8
Men aged 31-59 years	100	57.9	42.1
Women aged 31-54 years	100	60.0	40.0
Population older than working age	100	65.9	34.1
Men aged 60 years and older	100	66.7	33.3
Women aged 55 years and older	100	65.5	34.5
2008			
Total	100	58.0	42.0
Children aged up to 16 years	100	53.8	46.2
Population of working age	100	57.9	42.1
Men aged 16-30 years	100	58.0	42.0
Women aged 16-30 years	100	58.9	41.1
Men aged 31-59 years	100	56.4	43.6
Women aged 31-54 years	100	58.4	41.6
Population older than working age	100	66.0	34.0
Men aged 60 years and older	100	65.9	34.1
Women aged 55 years and older	100	66.0	34.0

Diagram 54

Distribution of economically disadvantaged and impoverished population, by gender/age group, as a function of place of residence in 2008

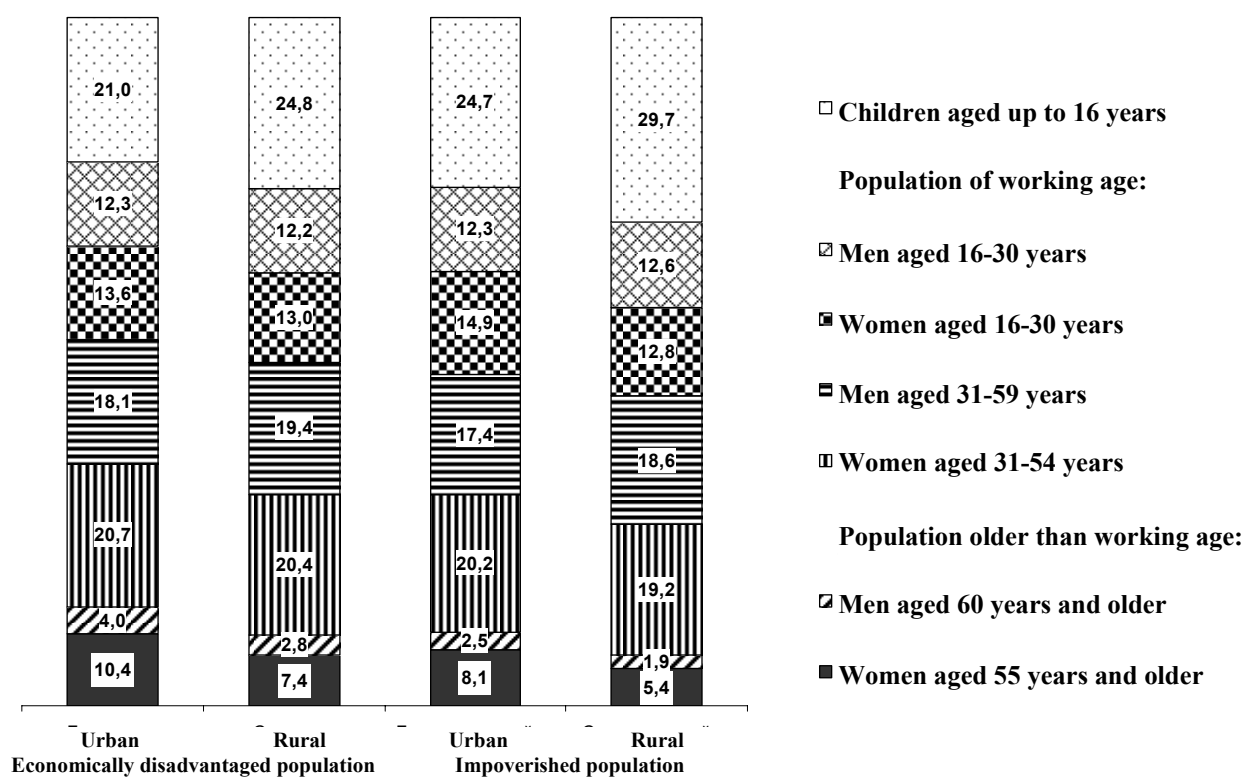


Table 55
Based on data from the Office of the Prosecutor General of the Russian Federation

Types of crime	Articles of the Criminal Code of the Russian Federation, by part	Number of persons convicted on the basis of additional qualification		Number of persons convicted on the basis of additional qualification		Number of persons convicted on the basis of additional qualification	
		Number of persons convicted on the basis of main article	Number of persons convicted on the basis of additional qualification	Number of persons convicted on the basis of main article	Number of persons convicted on the basis of additional qualification	Number of persons convicted on the basis of main article	Number of persons convicted on the basis of additional qualification
		2007		2008		6 months of 2009	
Trafficking in persons, i.e. the buying-selling of a person or other actions committed for the purpose of such person's exploitation in the form of recruitment, transportation, transfer, harboring, or receipt of such person	127.1 part 1	2	2	3	7	1	5
The same act, with aggravating circumstances	127.1 part 2	10	5	23	3	11	5
Acts provided for by parts one or two of this article, resulting through negligence in death, the infliction of grave injury to the health of the victim or any other grave consequences	127.1 part 3	0	0	10	2	0	0
Total	127.1	12	7	36	12	12	10
The use of the labour of any person over whom power similar to the right of ownership is exercised, if such person, for reasons beyond his control, is unable to refuse to perform such work (services)	127.2 part 1	3	0	0	0	0	0
The same act, committed with aggravating circumstances	127.2 part 2	3	0	3	3	6	0
Acts provided for in parts one or two of this article, resulting through negligence in death, the infliction of grave injury to the health of the victim or any other grave consequences, or committed by an organized group	127.2 part 3	0	0	0	0	0	0
Total	127.2	6	0	3	3	6	0
Rape	131 part 1	2 444	346	1901	403	798	164
Rape with aggravating circumstances	131 part 2	3 810	484	3269	672	1 453	334
Rape with particularly aggravating circumstances	131 part 3	114	34	113	50	74	35
Total	131	6 368	864	5 283	1 125	2 325	533
Depraved actions	135	379	85	350	173	163	120
Violation of the equality of citizens	136 part 1	1	0	0	0	0	0
The same act committed by a person exploiting his official position	136 part 2	0	2	0	0	0	0
Total	136	1	2	0	0	0	0

Types of crime	Articles of the Criminal Code of the Russian Federation, by part	Number of persons convicted on the basis of main article		Number of persons convicted on the basis of main article		Number of persons convicted on the basis of main article	
		2007	Number of persons convicted on the basis of additional qualification	2008	Number of persons convicted on the basis of additional qualification	6 months of 2009	Number of persons convicted on the basis of additional qualification
Recruitment to engage in prostitution	240 part 1	9	11	9	16	2	12
The same acts, committed with the use of force or with the threat of its use; involving the transfer of a victim across the state borders of the Russian Federation or his unlawful detention abroad; by a group of persons through prior agreement	240 part 2	42	37	28	29	17	22
Acts provided for in parts one or two of this article, committed by an organized group or in relation to a person known to be a minor	240 part 3	69	14	58	37	37	15
Total	240	120	62	95	82	56	49
Organization of the activity of prostitution (including article 241 of the Criminal Code of the Russian Federation, in the old wording)	241 part 1	778	40	789	47	360	26
The same acts, committed by a person exploiting his official position; with the use of force or with the threat of its use; exploiting persons known to be minors for engagement in	241 part 2	65	35	91	59	37	24
Acts provided for in parts one or two of this article, involving the exploitation of persons known to be under the	241 part 3	4	2	4	1	1	0
Total	241	847	77	884	107	398	50

Table 56
Data from the Supreme Court of the Russian Federation

	2007	2008	1-6/2009
Criminal	1 188 770	1 166 238	546 416
Civil	9 010 161	10 720 606	5 899 531
Administrative (by number of persons)	5 553 466	5 414 819	2 771 797

(re: item 16 of the United Nations list of questions)

Table 57
Composition of the staff of the civil service of the Russian Federation by gender, category and group of position, and management level as of 1 October 2008

	<i>Total individual employees</i>	<i>Including</i>		<i>As a percentage</i>				
		<i>Men</i>	<i>Women</i>	<i>Of the aggregate total</i>			<i>Of the total number</i>	
				<i>Total</i>	<i>Including</i>		<i>Men</i>	<i>Women</i>
					<i>Men</i>	<i>Women</i>		
All public posts and civil service positions	846 307	239 402	606 905	100	100	100	28.3	71.7
Public posts of the constituent entities of the Russian Federation	35 123	15 281	19 842	4.2	6.4	3.3	43.5	56.5
Civil service positions - total	811 184	224 121	587 063	95.8	93.6	96.7	27.6	72.4
including:								
executives – total	139 606	54 157	85 449	16.5	22.6	14.1	38.8	61.2
including, by group:								
higher	9 541	6 393	3 148	1.1	2.7	0.5	67.0	33.0
principal	22 868	11 472	11 396	2.7	4.8	1.9	50.2	49.8
chief	107 197	36 292	70 905	12.7	15.2	11.7	33.9	66.1
Assistants (advisers) - total	29 397	7 294	22 103	3.5	3.0	3.6	24.8	75.2
including, by group:								
higher	892	682	210	0.1	0.3	0.0	76.5	23.5
principal	1 350	781	569	0.2	0.3	0.1	57.9	42.1
chief	27 155	5 831	21 324	3.2	2.4	3.5	21.5	78.5
specialists - total	467 515	135 021	332 494	55.2	56.4	54.8	28.9	71.1
including, by group:								
higher	1 699	932	767	0.2	0.4	0.1	54.9	45.1
principal	12 489	5 620	6 869	1.5	2.3	1.1	45.0	55.0
chief	109 986	32 787	77 199	13.0	13.7	12.7	29.8	70.2
senior	343 341	95 682	247 659	40.6	40.0	40.8	27.9	72.1
support specialists – total	174 666	27 649	147 017	20.6	11.5	24.2	15.8	84.2
including, by group:								
principal	974	261	713	0.1	0.1	0.1	26.8	73.2
chief	5 329	1 158	4 171	0.6	0.5	0.7	21.7	78.3

	<i>Total individual employees</i>	<i>Including</i>		<i>As a percentage</i>				
		<i>Men</i>	<i>Women</i>	<i>Of the aggregate total</i>			<i>Of the total number</i>	
				<i>Total</i>	<i>Including</i>		<i>Men</i>	<i>Women</i>
					<i>Men</i>	<i>Women</i>		
senior	55 055	8 367	46 688	6.5	3.5	7.7	15.2	84.8
junior	113 308	17 863	95 445	13.4	7.5	15.7	15.8	84.2
All public posts and civil service positions at the regional level	810 356	224 758	585 598	100	100	100	27.7	72.3
Public posts of the constituent entities of the Russian Federation	34 275	14 567	19 708	4.2	6.5	3.4	42.5	57.5
State civil service positions - total	776 081	210 191	565 890	95.8	93.5	96.6	27.1	72.9
including:								
executives – total	136 233	51 688	84 545	16.8	23.0	14.4	37.9	62.1
including, by group:								
higher	7 705	4 924	2 781	1.0	2.2	0.5	63.9	36.1
principal	21 397	10 515	10 882	2.6	4.7	1.9	49.1	50.9
chief	107 131	36 249	70 882	13.2	16.1	12.1	33.8	66.2
assistants (advisers) - total	27 896	6 530	21 366	3.4	2.9	3.6	23.4	76.6
Including, by group:								
higher	672	506	166	0.1	0.2	0.0	75.3	24.7
principal	1 085	590	495	0.1	0.3	0.1	54.4	45.6
chief	26 139	5 434	20 705	3.2	2.4	3.5	20.8	79.2
specialists - total	442 944	125 395	317 549	54.7	55.8	54.2	28.3	71.7
Including, by group:								
higher	1 230	567	663	0.2	0.3	0.1	46.1	53.9
principal	8 280	3 301	4 979	1.0	1.5	0.9	39.9	60.1
chief	98 086	28 045	70 041	12.1	12.5	12.0	28.6	71.4
senior	335 348	93 482	241 866	41.4	41.6	41.3	27.9	72.1
support specialists - total	169 008	26 578	142 430	20.9	11.8	24.3	15.7	84.3
Including, by group:								
principal	687	160	527	0.1	0.1	0.1	23.3	76.7
chief	3 881	934	2 947	0.5	0.4	0.5	24.1	75.9
senior	52 610	7 973	44 637	6.5	3.5	7.6	15.2	84.8
junior	111 830	17 511	94 319	13.8	7.8	16.1	15.7	84.3
Legislative authorities of the Russian Federation								
All public posts and civil service positions	12 716	5 324	7 392	100	100	100	41.9	58.1
Public posts of the constituent entities of the Russian Federation	1 945	1 638	307	15.3	30.8	4.2	84.2	15.8
State civil service positions - total	10 771	3 686	7 085	84.7	69.2	95.8	34.2	65.8
including:								
executives - total	1 573	835	738	12.4	15.7	10.0	53.1	46.9

	<i>Total individual employees</i>	<i>Including</i>		<i>As a percentage</i>				
		<i>Men</i>	<i>Women</i>	<i>Of the aggregate total</i>			<i>Of the total number</i>	
				<i>Total</i>	<i>Including</i>		<i>Men</i>	<i>Women</i>
					<i>Men</i>	<i>Women</i>		
including, by group:								
higher	701	437	264	5.5	8.2	3.6	62.3	37.7
principal	686	315	371	5.4	5.9	5.0	45.9	54.1
chief	186	83	103	1.5	1.6	1.4	44.6	55.4
assistants (advisers) - total	1 953	857	1 096	15.4	16.1	14.8	43.9	56.1
Including, by group:								
higher	114	85	29	0.9	1.6	0.4	74.6	25.4
principal	376	193	183	3.0	3.6	2.5	51.3	48.7
chief	1 463	579	884	11.5	10.9	12.0	39.6	60.4
specialists - total	4 900	1 561	3 339	38.5	29.3	45.2	31.9	68.1
Including, by group:								
higher	199	99	100	1.6	1.9	1.4	49.7	50.3
principal	1 259	512	747	9.9	9.6	10.1	40.7	59.3
chief	2 835	822	2 013	22.3	15.4	27.2	29.0	71.0
senior	607	128	479	4.8	2.4	6.5	21.1	78.9
support specialists - total	2 345	433	1 912	18.4	8.1	25.9	18.5	81.5
Including, by group:								
principal	133	36	97	1.0	0.7	1.3	27.1	72.9
chief	831	198	633	6.5	3.7	8.6	23.8	76.2
senior	1 060	151	909	8.3	2.8	12.3	14.2	85.8
junior	321	48	273	2.5	0.9	3.7	15.0	85.0
All public posts and civil service positions at the regional level	8 849	3 512	5 337	100	100	100	39.7	60.3
Public posts of the constituent entities of the Russian Federation	1 333	1 098	235	15.1	31.3	4.4	82.4	17.6
State civil service positions - total	7 516	2 414	5 102	84.9	68.7	95.6	32.1	67.9
including:								
executives - total	1 317	639	678	14.9	18.2	12.7	48.5	51.5
including, by group:								
higher	547	312	235	6.2	8.9	4.4	57.0	43.0
principal	584	244	340	6.6	6.9	6.4	41.8	58.2
chief	186	83	103	2.1	2.4	1.9	44.6	55.4
assistants (advisers) - total	966	422	544	10.9	12.0	10.2	43.7	56.3
Including, by group:								
higher	76	53	23	0.9	1.5	0.4	69.7	30.3
principal	310	148	162	3.5	4.2	3.0	47.7	52.3
chief	580	221	359	6.6	6.3	6.7	38.1	61.9
specialists – total	3 632	1 044	2 588	41.0	29.7	48.5	28.7	71.3

	<i>Total individual employees</i>	<i>Including</i>		<i>As a percentage</i>				
		<i>Men</i>	<i>Women</i>	<i>Of the aggregate total</i>			<i>Of the total number</i>	
				<i>Total</i>	<i>Including</i>		<i>Men</i>	<i>Women</i>
					<i>Men</i>	<i>Women</i>		
Including, by group:								
higher	99	33	66	1.1	0.9	1.2	33.3	66.7
principal	665	238	427	7.5	6.8	8.0	35.8	64.2
chief	2 276	652	1 624	25.7	18.6	30.4	28.6	71.4
senior	592	121	471	6.7	3.4	8.8	20.4	79.6
support specialists - total	1 601	309	1 292	18.1	8.8	24.2	19.3	80.7
including, by group:								
principal	115	30	85	1.3	0.9	1.6	26.1	73.9
chief	458	122	336	5.2	3.5	6.3	26.6	73.4
senior	726	113	613	8.2	3.2	11.5	15.6	84.4
junior	302	44	258	3.4	1.3	4.8	14.6	85.4
Executive authorities of the Russian Federation								
All public posts and civil service positions	699 160	204 272	494 888	100	100	100	29.2	70.8
Public posts of the constituent entities of the Russian Federation	1 384	1 210	174	0.2	0.6	0.0	87.4	12.6
State civil service positions - total	697 776	203 062	494 714	99.8	99.4	100	29.1	70.9
including:								
executives - total	129 282	49 631	79 651	18.5	24.3	16.1	38.4	61.6
including, by group:								
higher	8 234	5 583	2 651	1.2	2.7	0.5	67.8	32.2
principal	20 283	10 432	9 851	2.9	5.1	2.0	51.4	48.6
chief	100 765	33 616	67 149	14.4	16.5	13.6	33.4	66.6
assistants (advisers) - total	3 972	2 044	1 928	0.6	1.0	0.4	51.5	48.5
Including, by group:								
higher	764	590	174	0.1	0.3	0.0	77.2	22.8
principal	858	527	331	0.1	0.3	0.1	61.4	38.6
chief	2 350	927	1 423	0.3	0.5	0.3	39.4	60.6
specialists – total	412 091	126 430	285 661	58.9	61.9	57.7	30.7	69.3
Including, by group:								
higher	1 409	772	637	0.2	0.4	0.1	54.8	45.2
principal	9 685	4 439	5 246	1.4	2.2	1.1	45.8	54.2
chief	101 536	30 321	71 215	14.5	14.8	14.4	29.9	70.1
senior	299 461	90 898	208 563	42.8	44.5	42.1	30.4	69.6
support specialists - total	152 431	24 957	127 474	21.8	12.2	25.8	16.4	83.6
Including, by group:								
principal	532	122	410	0.1	0.1	0.1	22.9	77.1
chief	3 362	685	2 677	0.5	0.3	0.5	20.4	79.6

	<i>Total individual employees</i>	<i>Including</i>		<i>As a percentage</i>				
		<i>Men</i>	<i>Women</i>	<i>Of the aggregate total</i>			<i>Of the total number</i>	
				<i>Total</i>	<i>Including</i>		<i>Men</i>	<i>Women</i>
					<i>Men</i>	<i>Women</i>		
senior	45 149	7 390	37 759	6.5	3.6	7.6	16.4	83.6
junior	103 388	16 760	86 628	14.8	8.2	17.5	16.2	83.8
All public posts and civil service positions at the regional level	671 094	192 951	478 143	100	100	100	28.8	71.2
Public posts of the constituent entities of the Russian Federation	1 360	1 188	172	0.2	0.6	0.0	87.4	12.6
State civil service positions - total	669 734	191 763	477 971	99.8	99.4	100	28.6	71.4
including:								
executives - total	126 471	47 562	78 909	18.8	24.6	16.5	37.6	62.4
including, by group:								
higher	6 772	4 399	2 373	1.0	2.3	0.5	65.0	35.0
principal	18 984	9 590	9 394	2.8	5.0	2.0	50.5	49.5
chief	100 715	33 573	67 142	15.0	17.4	14.0	33.3	66.7
assistants (advisers) - total	3 645	1 779	1 866	0.5	0.9	0.4	48.8	51.2
Including, by group:								
higher	585	447	138	0.1	0.2	0.0	76.4	23.6
principal	713	407	306	0.1	0.2	0.1	57.1	42.9
chief	2 347	925	1 422	0.3	0.5	0.3	39.4	60.6
specialists - total	391 336	118 218	273 118	58.3	61.3	57.1	30.2	69.8
Including, by group:								
higher	1 097	518	579	0.2	0.3	0.1	47.2	52.8
principal	7 106	2 865	4 241	1.1	1.5	0.9	40.3	59.7
chief	91 314	26 037	65 277	13.6	13.5	13.7	28.5	71.5
senior	291 819	88 798	203 021	43.5	46.0	42.5	30.4	69.6
support specialists - total	148 282	24 204	124 078	22.1	12.5	26.0	16.3	83.7
Including, by group:								
principal	514	117	397	0.1	0.1	0.1	22.8	77.2
chief	2 589	597	1 992	0.4	0.3	0.4	23.1	76.9
senior	43 139	7 052	36 087	6.4	3.7	7.5	16.3	83.7
junior	102 040	16 438	85 602	15.2	8.5	17.9	16.1	83.9
Judicial and and prosecution authorities of the Russian Federation								
All public posts and civil service positions	124 750	26 079	98 671	100	100	100	20.9	79.1
Public posts of the constituent entities of the Russian Federation	30 702	11 832	18 870	24.6	45.4	19.1	38.5	61.5
State civil service positions - total	94 048	14 247	79 801	75.4	54.6	80.9	15.1	84.9
including:								
executives – total	7 652	3 137	4 515	6.1	12.0	4.6	41.0	59.0

	<i>Total individual employees</i>	<i>Including</i>		<i>As a percentage</i>				
		<i>Men</i>	<i>Women</i>	<i>Of the aggregate total</i>			<i>Of the total number</i>	
				<i>Total</i>	<i>Including</i>		<i>Men</i>	<i>Women</i>
					<i>Men</i>	<i>Women</i>		
including, by group:								
higher	178	118	60	0.1	0.5	0.1	66.3	33.7
principal	1 400	496	904	1.1	1.9	0.9	35.4	64.6
chief	6 074	2 523	3 551	4.9	9.7	3.6	41.5	58.5
assistants (advisers) - total	23 316	4 310	19 006	18.7	16.5	19.3	18.5	81.5
Including, by group:								
higher	10	5	5	0.0	0.0	0.0	50.0	50.0
principal	54	22	32	0.0	0.1	0.0	40.7	59.3
chief	23 252	4 283	18 969	18.6	16.4	19.2	18.4	81.6
specialists - total	44 466	4 826	39 640	35.6	18.5	40.2	10.9	89.1
Including, by group:								
higher	13	8	5	0.0	0.0	0.0	61.5	38.5
principal	425	167	258	0.3	0.6	0.3	39.3	60.7
chief	2 979	727	2 252	2.4	2.8	2.3	24.4	75.6
senior	41 049	3 924	37 125	32.9	15.0	37.6	9.6	90.4
support specialists - total	18 614	1 974	16 640	14.9	7.6	16.9	10.6	89.4
Including, by group:								
principal	241	92	149	0.2	0.4	0.2	38.2	61.8
chief	789	182	607	0.6	0.7	0.6	23.1	76.9
senior	8 401	728	7 673	6.7	2.8	7.8	8.7	91.3
junior	9 183	972	8 211	7.4	3.7	8.3	10.6	89.4
All public posts and civil service positions at the regional level	122 313	25 250	97 063	100	100	100	20.6	79.4
Public posts of the constituent entities of the Russian Federation	30 520	11 705	18 815	25.0	46.4	19.4	38.4	61.6
State civil service positions - total	91 793	13 545	78 248	75.0	53.6	80.6	14.8	85.2
including:								
executives - total	7 476	3 031	4 445	6.1	12.0	4.6	40.5	59.5
including, by group:								
higher	76	53	23	0.1	0.2	0.0	69.7	30.3
principal	1 342	455	887	1.1	1.8	0.9	33.9	66.1
chief	6 058	2 523	3 535	5.0	10.0	3.6	41.6	58.4
Assistants (advisers) - total	23 154	4 265	18 889	18.9	16.9	19.5	18.4	81.6
Including, by group:								
higher	7	4	3	0.0	0.0	0.0	57.1	42.9
principal	21	12	9	0.0	0.0	0.0	57.1	42.9
chief	23 126	4 249	18 877	18.9	16.8	19.4	18.4	81.6
specialists – total	43 109	4 441	38 668	35.2	17.6	39.8	10.3	89.7

	<i>Total individual employees</i>	<i>Including</i>		<i>As a percentage</i>				
		<i>Men</i>	<i>Women</i>	<i>Of the aggregate total</i>			<i>Of the total number</i>	
				<i>Total</i>	<i>Including</i>		<i>Men</i>	<i>Women</i>
					<i>Men</i>	<i>Women</i>		
Including, by group:								
higher	2	-	2	0.0	-	0.0	-	100
principal	29	6	23	0.0	0.0	0.0	20.7	79.3
chief	2 322	594	1 728	1.9	2.4	1.8	25.6	74.4
senior	40 756	3 841	36 915	33.3	15.2	38.0	9.4	90.6
support specialists - total	18 054	1 808	16 246	14.8	7.2	16.7	10.0	90.0
including, by group:								
principal	24	5	19	0.0	0.0	0.0	20.8	79.2
chief	605	137	468	0.5	0.5	0.5	22.6	77.4
senior	8 347	719	7 628	6.8	2.8	7.9	8.6	91.4
junior	9 078	947	8 131	7.4	3.8	8.4	10.4	89.6
Other Government agencies of the Russian Federation								
All public posts and civil service positions	9 681	3 727	5 954	100	100	100	38.5	61.5
Public posts of the constituent entities of the Russian Federation	1 092	601	491	11.3	16.1	8.2	55.0	45.0
State civil service positions - total	8 589	3 126	5 463	88.7	83.9	91.8	36.4	63.6
including:								
executives – total	1 099	554	545	11.4	14.9	9.2	50.4	49.6
including, by group:								
higher	428	255	173	4.4	6.8	2.9	59.6	40.4
principal	499	229	270	5.2	6.1	4.5	45.9	54.1
chief	172	70	102	1.8	1.9	1.7	40.7	59.3
Assistants (advisers) - total	156	83	73	1.6	2.2	1.2	53.2	46.8
Including, by group:								
higher	4	2	2	0.0	0.1	0.0	50.0	50.0
principal	62	39	23	0.6	1.0	0.4	62.9	37.1
chief	90	42	48	0.9	1.1	0.8	46.7	53.3
specialists - total	6 058	2 204	3 854	62.6	59.1	64.7	36.4	63.6
Including, by group:								
higher	78	53	25	0.8	1.4	0.4	67.9	32.1
principal	1 120	502	618	11.6	13.5	10.4	44.8	55.2
chief	2 636	917	1 719	27.2	24.6	28.9	34.8	65.2
senior	2 224	732	1 492	23.0	19.6	25.1	32.9	67.1
support specialists - total	1 276	285	991	13.2	7.6	16.6	22.3	77.7
Including, by group:								
principal	68	11	57	0.7	0.3	1.0	16.2	83.8
chief	347	93	254	3.6	2.5	4.3	26.8	73.2

	<i>Total individual employees</i>	<i>Including</i>		<i>As a percentage</i>				
		<i>Men</i>	<i>Women</i>	<i>Of the aggregate total</i>			<i>Of the total number</i>	
				<i>Total</i>	<i>Including</i>		<i>Men</i>	<i>Women</i>
					<i>Men</i>	<i>Women</i>		
senior	445	98	347	4.6	2.6	5.8	22.0	78.0
junior	416	83	333	4.3	2.2	5.6	20.0	80.0
All public posts and civil service positions at the regional level	8 100	3 045	5 055	100	100	100	37.6	62.4
Public posts of the constituent entities of the Russian Federation	1 062	576	486	13.1	18.9	9.6	54.2	45.8
State civil service positions - total	7 038	2 469	4 569	86.9	81.1	90.4	35.1	64.9
Including:								
executives – total	969	456	513	12.0	15.0	10.1	47.1	52.9
Including, by group:								
higher	310	160	150	3.8	5.3	3.0	51.6	48.4
principal	487	226	261	6.0	7.4	5.2	46.4	53.6
chief	172	70	102	2.1	2.3	2.0	40.7	59.3
assistants (advisers) - total	131	64	67	1.6	2.1	1.3	48.9	51.1
Including, by group:								
higher	4	2	2	0.0	0.1	0.0	50.0	50.0
principal	41	23	18	0.5	0.8	0.4	56.1	43.9
chief	86	39	47	1.1	1.3	0.9	45.3	54.7
specialists – total	4 867	1 692	3 175	60.1	55.6	62.8	34.8	65.2
Including, by group:								
higher	32	16	16	0.4	0.5	0.3	50.0	50.0
principal	480	192	288	5.9	6.3	5.7	40.0	60.0
Chief	2 174	762	1 412	26.8	25.0	27.9	35.1	64.9
Senior	2 181	722	1 459	26.9	23.7	28.9	33.1	66.9
Support specialists – total	1 071	257	814	13.2	8.4	16.1	24.0	76.0
Including, by group:								
Principal	34	8	26	0.4	0.3	0.5	23.5	76.5
Chief	229	78	151	2.8	2.6	3.0	34.1	65.9
Senior	398	89	309	4.9	2.9	6.1	22.4	77.6
Junior	410	82	328	5.1	2.7	6.5	20.0	80.0

Table 58

Composition of staff of the federal State civil service, by gender, category and group of position, branch of Government and management level as of 1 October 2008

	Total individual employees	Including		As a percentage				
		Men	Women	Of the aggregate total			Of the total number	
				Total	Including		Men	Women
					Men	Women		
Federal Government agencies – total								
Public posts of the Russian Federation and federal civil service positions	611 811	173 690	438 121	100	100	100	28.4	71.6
Public posts of the Russian Federation	24 744	10 262	14 482	4.0	5.9	3.3	41.5	58.5
State civil service positions - total	587 067	163 428	423 639	96.0	94.1	96.7	27.8	72.2
Including:								
executives - total	93 784	34 871	58 913	15.3	20.1	13.4	37.2	62.8
Including, by group:								
higher	1 879	1 503	376	0.3	0.9	0.1	80.0	20.0
principal	5 109	3 287	1 822	0.8	1.9	0.4	64.3	35.7
chief	86 796	30 081	56 715	14.2	17.3	12.9	34.7	65.3
assistants (advisers) - total	23 969	5 302	18 667	3.9	3.1	4.3	22.1	77.9
Including, by group:								
higher	245	200	45	0.0	0.1	0.0	81.6	18.4
principal	268	192	76	0.0	0.1	0.0	71.6	28.4
chief	23 456	4 910	18 546	3.8	2.8	4.2	20.9	79.1
specialists – total	336 203	101 621	234 582	55.0	58.5	53.5	30.2	69.8
Including, by group:								
higher	594	478	116	0.1	0.3	0.0	80.5	19.5
principal	4 499	2 520	1 979	0.7	1.5	0.5	56.0	44.0
chief	67 334	20 263	47 071	11.0	11.7	10.7	30.1	69.9
senior	263 776	78 360	185 416	43.1	45.1	42.3	29.7	70.3
support specialists - total	133 111	21 634	111 477	21.8	12.5	25.4	16.3	83.7
Including, by group:								
principal	302	104	198	0.0	0.1	0.0	34.4	65.6
chief	1 933	345	1 588	0.3	0.2	0.4	17.8	82.2
senior	40 849	6 048	34 801	6.7	3.5	7.9	14.8	85.2
junior	90 027	15 137	74 890	14.7	8.7	17.1	16.8	83.2
At the federal level								
Public posts of the Russian Federation and federal civil service positions	35 951	14 644	21 307	100	100	100	40.7	59.3
Public posts of the Russian Federation	848	714	134	2.4	4.9	0.6	84.2	15.8
State civil service positions - total	35 103	13 930	21 173	97.6	95.1	99.4	39.7	60.3
Including:								
executives - total	3 373	2 469	904	9.4	16.9	4.2	73.2	26.8

	<i>Total individual employees</i>	<i>Including</i>		<i>As a percentage</i>				
		<i>Men</i>	<i>Women</i>	<i>Of the aggregate total</i>			<i>Of the total number</i>	
				<i>Total</i>	<i>Including</i>		<i>Men</i>	<i>Women</i>
					<i>Men</i>	<i>Women</i>		
Including, by group:								
higher	1 836	1 469	367	5.1	10.0	1.7	80.0	20.0
principal	1 471	957	514	4.1	6.5	2.4	65.1	34.9
chief	66	43	23	0.2	0.3	0.1	65.2	34.8
assistants (advisers) - total	1 501	764	737	4.2	5.2	3.5	50.9	49.1
Including, by group:								
higher	220	176	44	0.6	1.2	0.2	80.0	20.0
principal	265	191	74	0.7	1.3	0.3	72.1	27.9
chief	1 016	397	619	2.8	2.7	2.9	39.1	60.9
specialists - total	24 571	9 626	14 945	68.3	65.7	70.1	39.2	60.8
Including, by group:								
higher	469	365	104	1.3	2.5	0.5	77.8	22.2
principal	4 209	2 319	1 890	11.7	15.8	8.9	55.1	44.9
chief	11 900	4 742	7 158	33.1	32.4	33.6	39.8	60.2
senior	7 993	2 200	5 793	22.2	15.0	27.2	27.5	72.5
support specialists - total	5 658	1 071	4 587	15.7	7.3	21.5	18.9	81.1
Including, by group:								
principal	287	101	186	0.8	0.7	0.9	35.2	64.8
chief	1 448	224	1 224	4.0	1.5	5.7	15.5	84.5
senior	2 445	394	2 051	6.8	2.7	9.6	16.1	83.9
junior	1 478	352	1 126	4.1	2.4	5.3	23.8	76.2
<i>At the regional level</i>								
Public posts of the Russian Federation and federal civil service positions	575 860	159 046	416 814	100	100	100	27.6	72.4
Public posts of the Russian Federation	23 896	9 548	14 348	4.1	6.0	3.4	40.0	60.0
State civil service positions - total	551 964	149 498	402 466	95.9	94.0	96.6	27.1	72.9
Including:								
executives - total	90 411	32 402	58 009	15.7	20.4	13.9	35.8	64.2
Including, by group:								
higher	43	34	9	0.0	0.0	-	79.1	20.9
principal	3 638	2 330	1 308	0.6	1.5	0.3	64.0	36.0
chief	86 730	30 038	56 692	15.1	18.9	13.6	34.6	65.4
assistants (advisers) – total	22 468	4 538	17 930	3.9	2.9	4.3	20.2	79.8
Including, by group:								
higher	25	24	1	-	0.0	-	96.0	4.0
principal	3	1	2	-	-	-	33.3	66.7
chief	22 440	4 513	17 927	3.9	2.8	4.3	20.1	79.9
specialists – total	311 632	91 995	219 637	54.1	57.8	52.7	29.5	70.5

	<i>Total individual employees</i>	<i>Including</i>		<i>As a percentage</i>				
		<i>Men</i>	<i>Women</i>	<i>Of the aggregate total</i>			<i>Of the total number</i>	
				<i>Total</i>	<i>Including</i>		<i>Men</i>	<i>Women</i>
					<i>Men</i>	<i>Women</i>		
Including, by group:								
higher	125	113	12	0.0	0.1	-	90.4	9.6
principal	290	201	89	0.1	0.1	0.0	69.3	30.7
chief	55 434	15 521	39 913	9.6	9.8	9.6	28.0	72.0
senior	255 783	76 160	179 623	44.4	47.9	43.1	29.8	70.2
support specialists - total	127 453	20 563	106 890	22.1	12.9	25.6	16.1	83.9
Including, by group:								
principal	15	3	12	-	-	-	20.0	80.0
chief	485	121	364	0.1	0.1	0.1	24.9	75.1
senior	38 404	5 654	32 750	6.7	3.6	7.9	14.7	85.3
junior	88 549	14 785	73 764	15.4	9.3	17.7	16.7	83.3
Federal legislative authorities								
Public posts of the Russian Federation and federal civil service positions	3 867	1 812	2 055	100	100	100	46.9	53.1
Public posts of the Russian Federation	612	540	72	15.8	29.8	3.5	88.2	11.8
State civil service positions - total	3 255	1 272	1 983	84.2	70.2	96.5	39.1	60.9
Including:								
executives - total	256	196	60	6.6	10.8	2.9	76.6	23.4
Including, by group:								
higher	154	125	29	4.0	6.9	1.4	81.2	18.8
principal	102	71	31	2.6	3.9	1.5	69.6	30.4
assistants (advisers) - total	987	435	552	25.5	24.0	26.9	44.1	55.9
Including, by group:								
higher	38	32	6	1.0	1.8	0.3	84.2	15.8
principal	66	45	21	1.7	2.5	1.0	68.2	31.8
chief	883	358	525	22.8	19.8	25.5	40.5	59.5
specialists – total	1 268	517	751	32.8	28.5	36.5	40.8	59.2
Including, by group:								
higher	100	66	34	2.6	3.6	1.7	66.0	34.0
principal	594	274	320	15.4	15.1	15.6	46.1	53.9
chief	559	170	389	14.5	9.4	18.9	30.4	69.6
senior	15	7	8	0.4	0.4	0.4	46.7	53.3
support specialists - total	744	124	620	19.2	6.8	30.2	16.7	83.3
Including, by group:								
principal	18	6	12	0.5	0.3	0.6	33.3	66.7
chief	373	76	297	9.6	4.2	14.5	20.4	79.6
senior	334	38	296	8.6	2.1	14.4	11.4	88.6
junior	19	4	15	0.5	0.2	0.7	21.1	78.9

	Total individual employees	Including		As a percentage				
		Men	Women	Of the aggregate total			Of the total number	
				Total	Including		Men	Women
					Men	Women		
Federal executive authorities								
Public posts of the Russian Federation and federal civil service positions	500 425	148 509	351 916	100	100	100	29.7	70.3
Public posts of the Russian Federation	24	22	2	-	0.0	-	91.7	8.3
State civil service positions - total	500 401	148 487	351 914	100	100	100	29.7	70.3
Including:								
executives - total	86 054	31 583	54 471	17.2	21.3	15.5	36.7	63.3
Including, by group:								
higher	1 491	1 211	280	0.3	0.8	0.1	81.2	18.8
principal	3 689	2 764	925	0.7	1.9	0.3	74.9	25.1
chief	80 874	27 608	53 266	16.2	18.6	15.1	34.1	65.9
assistants (advisers) - total	1 147	776	371	0.2	0.5	0.1	67.7	32.3
Including, by group:								
higher	204	167	37	0.0	0.1	0.0	81.9	18.1
principal	148	121	27	0.0	0.1	0.0	81.8	18.2
chief	795	488	307	0.2	0.3	0.1	61.4	38.6
specialists – total	294 436	96 295	198 141	58.8	64.8	56.3	32.7	67.3
Including, by group:								
higher	437	367	70	0.1	0.2	0.0	84.0	16.0
principal	2 857	1 775	1 082	0.6	1.2	0.3	62.1	37.9
chief	63 722	19 294	44 428	12.7	13.0	12.6	30.3	69.7
senior	227 420	74 859	152 561	45.4	50.4	43.4	32.9	67.1
support specialists - total	118 764	19 833	98 931	23.7	13.4	28.1	16.7	83.3
Including, by group:								
principal	18	5	13	-	-	-	27.8	72.2
chief	804	94	710	0.2	0.1	0.2	11.7	88.3
senior	33 191	5 369	27 822	6.6	3.6	7.9	16.2	83.8
junior	84 751	14 365	70 386	16.9	9.7	20.0	16.9	83.1

At the federal level

Public posts of the Russian Federation and federal civil service positions	28 066	11 321	16 745	100	100	100	40.3	59.7
Public posts of the Russian Federation	24	22	2	0.1	0.2	0.0	91.7	8.3
State civil service positions - total	28 042	11 299	16 743	99.9	99.8	100	40.3	59.7
Including:								
executives - total	2 811	2 069	742	10.0	18.3	4.4	73.6	26.4
Including, by group:								
higher	1 462	1 184	278	5.2	10.5	1.7	81.0	19.0

	<i>Total individual employees</i>	<i>Including</i>		<i>As a percentage</i>				
		<i>Men</i>	<i>Women</i>	<i>Of the aggregate total</i>			<i>Of the total number</i>	
				<i>Total</i>	<i>Including</i>		<i>Men</i>	<i>Women</i>
					<i>Men</i>	<i>Women</i>		
principal	1 299	842	457	4.6	7.4	2.7	64.8	35.2
chief	50	43	7	0.2	0.4	0.0	86.0	14.0
assistants (advisers) - total	327	265	62	1.2	2.3	0.4	81.0	19.0
Including, by group:								
higher	179	143	36	0.6	1.3	0.2	79.9	20.1
principal	145	120	25	0.5	1.1	0.1	82.8	17.2
chief	3	2	1	0.0	0.0	0.0	66.7	33.3
specialists – total	20 755	8 212	12 543	74.0	72.5	74.9	39.6	60.4
Including, by group:								
higher	312	254	58	1.1	2.2	0.3	81.4	18.6
principal	2 579	1 574	1 005	9.2	13.9	6.0	61.0	39.0
chief	10 222	4 284	5 938	36.4	37.8	35.5	41.9	58.1
senior	7 642	2 100	5 542	27.2	18.5	33.1	27.5	72.5
support specialists - total	4 149	753	3 396	14.8	6.7	20.3	18.1	81.9
Including, by group:								
principal	18	5	13	0.1	0.0	0.1	27.8	72.2
chief	773	88	685	2.8	0.8	4.1	11.4	88.6
senior	2 010	338	1 672	7.2	3.0	10.0	16.8	83.2
junior	1 348	322	1 026	4.8	2.8	6.1	23.9	76.1
<i>At the regional level</i>								
Public posts of the Russian Federation and federal civil service positions	472 359	137 188	335 171	100	100	100	29.0	71.0
State civil service positions - total	472 359	137 188	335 171	100	100	100	29.0	71.0
Including:								
executives - total	83 243	29 514	53 729	17.6	21.5	16.0	35.5	64.5
Including, by group:								
higher	29	27	2	0.0	0.0	-	93.1	6.9
principal	2 390	1 922	468	0.5	1.4	0.1	80.4	19.6
chief	80 824	27 565	53 259	17.1	20.1	15.9	34.1	65.9
assistants (advisers) - total	820	511	309	0.2	0.4	0.1	62.3	37.7
Including, by group:								
higher	25	24	1	0.0	0.0	-	96.0	4.0
principal	3	1	2	-	-	-	33.3	66.7
chief	792	486	306	0.2	0.4	0.1	61.4	38.6
specialists – total	273 681	88 083	185 598	57.9	64.2	55.4	32.2	67.8
Including, by group:								
higher	125	113	12	0.0	0.1	-	90.4	9.6
principal	278	201	77	0.1	0.1	0.0	72.3	27.7

	<i>Total individual employees</i>	<i>Including</i>		<i>As a percentage</i>				
		<i>Men</i>	<i>Women</i>	<i>Of the aggregate total</i>			<i>Of the total number</i>	
				<i>Total</i>	<i>Including</i>		<i>Men</i>	<i>Women</i>
					<i>Men</i>	<i>Women</i>		
chief	53 500	15 010	38 490	11.3	10.9	11.5	28.1	71.9
senior	219 778	72 759	147 019	46.5	53.0	43.9	33.1	66.9
support specialists - total	114 615	19 080	95 535	24.3	13.9	28.5	16.6	83.4
Including, by group:								
chief	31	6	25	0.0	-	0.0	19.4	80.6
senior	31 181	5 031	26 150	6.6	3.7	7.8	16.1	83.9
junior	83 403	14 043	69 360	17.7	10.2	20.7	16.8	83.2
Federal judicial and prosecution authorities								
Public posts of the Russian Federation and federal civil service positions	105 938	22 687	83 251	100	100	100	21.4	78.6
Public posts of the Russian Federation	24 078	9 675	14 403	22.7	42.6	17.3	40.2	59.8
State civil service positions - total	81 860	13 012	68 848	77.3	57.4	82.7	15.9	84.1
Including:								
executives – total	7 344	2 994	4 350	6.9	13.2	5.2	40.8	59.2
Including, by group:								
higher	116	72	44	0.1	0.3	0.1	62.1	37.9
principal	1 306	449	857	1.2	2.0	1.0	34.4	65.6
chief	5 922	2 473	3 449	5.6	10.9	4.1	41.8	58.2
assistants (advisers) - total	21 810	4 072	17 738	20.6	17.9	21.3	18.7	81.3
Including, by group:								
higher	3	1	2	-	-	-	33.3	66.7
principal	33	10	23	0.0	0.0	0.0	30.3	69.7
chief	21 774	4 061	17 713	20.6	17.9	21.3	18.7	81.3
specialists – total	39 308	4 297	35 011	37.1	18.9	42.1	10.9	89.1
Including, by group:								
higher	11	8	3	0.0	0.0	-	72.7	27.3
principal	408	161	247	0.4	0.7	0.3	39.5	60.5
chief	2 591	644	1 947	2.4	2.8	2.3	24.9	75.1
senior	36 298	3 484	32 814	34.3	15.4	39.4	9.6	90.4
support specialists - total	13 398	1 649	11 749	12.6	7.3	14.1	12.3	87.7
Including, by group:								
principal	232	90	142	0.2	0.4	0.2	38.8	61.2
chief	638	160	478	0.6	0.7	0.6	25.1	74.9
senior	7 277	632	6 645	6.9	2.8	8.0	8.7	91.3
junior	5 251	767	4 484	5.0	3.4	5.4	14.6	85.4

	Total individual employees	Including		As a percentage				
		Men	Women	Of the aggregate total			Of the total number	
				Total	Including		Men	Women
					Men	Women		
At the federal level								
Public posts of the Russian Federation and federal civil service positions	2 437	829	1 608	100	100	100	34.0	66.0
Public posts of the Russian Federation	182	127	55	7.5	15.3	3.4	69.8	30.2
State civil service positions - total	2 255	702	1 553	92.5	84.7	96.6	31.1	68.9
Including:								
executives - total	176	106	70	7.2	12.8	4.4	60.2	39.8
Including, by group:								
higher	102	65	37	4.2	7.8	2.3	63.7	36.3
principal	58	41	17	2.4	4.9	1.1	70.7	29.3
chief	16	-	16	0.7	-	1.0	-	100
assistants (advisers) - total	162	45	117	6.6	5.4	7.3	27.8	72.2
Including, by group:								
higher	3	1	2	0.1	0.1	0.1	33.3	66.7
principal	33	10	23	1.4	1.2	1.4	30.3	69.7
chief	126	34	92	5.2	4.1	5.7	27.0	73.0
specialists – total	1 357	385	972	55.7	46.4	60.4	28.4	71.6
Including, by group:								
higher	11	8	3	0.5	1.0	0.2	72.7	27.3
principal	396	161	235	16.2	19.4	14.6	40.7	59.3
chief	657	133	524	27.0	16.0	32.6	20.2	79.8
senior	293	83	210	12.0	10.0	13.1	28.3	71.7
support specialists - total	560	166	394	23.0	20.0	24.5	29.6	70.4
Including, by group:								
principal	217	87	130	8.9	10.5	8.1	40.1	59.9
chief	184	45	139	7.6	5.4	8.6	24.5	75.5
senior	54	9	45	2.2	1.1	2.8	16.7	83.3
junior	105	25	80	4.3	3.0	5.0	23.8	76.2
At the regional level								
Public posts of the Russian Federation and federal civil service positions	103 501	21 858	81 643	100	100	100	21.1	78.9
Public posts of the Russian Federation	23 896	9 548	14 348	23.1	43.7	17.6	40.0	60.0
State civil service positions - total	79 605	12 310	67 295	76.9	56.3	82.4	15.5	84.5
Including:								
executives - total	7 168	2 888	4 280	6.9	13.2	5.2	40.3	59.7
Including, by group:								
higher	14	7	7	0.0	0.0	0.0	50.0	50.0
principal	1 248	408	840	1.2	1.9	1.0	32.7	67.3

	<i>Total individual employees</i>	<i>Including</i>		<i>As a percentage</i>				
		<i>Men</i>	<i>Women</i>	<i>Of the aggregate total</i>			<i>Of the total number</i>	
				<i>Total</i>	<i>Including</i>		<i>Men</i>	<i>Women</i>
					<i>Men</i>	<i>Women</i>		
chief	5 906	2 473	3 433	5.7	11.3	4.2	41.9	58.1
assistants (advisers) - total	21 648	4 027	17 621	20.9	18.4	21.6	18.6	81.4
Including, by group:								
chief	21 648	4 027	17 621	20.9	18.4	21.6	18.6	81.4
Specialists - total	37 951	3 912	34 039	36.7	17.9	41.7	10.3	89.7
Including, by group:								
principal	12	-	12	0.0	-	0.0	-	100
chief	1 934	511	1 423	1.9	2.3	1.7	26.4	73.6
senior	36 005	3 401	32 604	34.8	15.6	39.9	9.4	90.6
support specialists - total	12 838	1 483	11 355	12.4	6.8	13.9	11.6	88.4
Including, by group:								
principal	15	3	12	0.0	0.0	0.0	20.0	80.0
chief	454	115	339	0.4	0.5	0.4	25.3	74.7
senior	7 223	623	6 600	7.0	2.9	8.1	8.6	91.4
junior	5 146	742	4 404	5.0	3.4	5.4	14.4	85.6
Other federal Government agencies								
Public posts of the Russian Federation and federal civil service positions	1 581	682	899	100	100	100	43.1	56.9
Public posts of the Russian Federation	30	25	5	1.9	3.7	0.6	83.3	16.7
State civil service positions - total	1 551	657	894	98.1	96.3	99.4	42.4	57.6
Including:								
Executives - total	130	98	32	8.2	14.4	3.6	75.4	24.6
Including, by group:								
higher	118	95	23	7.5	13.9	2.6	80.5	19.5
principal	12	3	9	0.8	0.4	1.0	25.0	75.0
Assistants (advisers) - total	25	19	6	1.6	2.8	0.7	76.0	24.0
Including, by group:								
principal	21	16	5	1.3	2.3	0.6	76.2	23.8
chief	4	3	1	0.3	0.4	0.1	75.0	25.0
Specialists - total	1 191	512	679	75.3	75.1	75.5	43.0	57.0
Including, by group:								
higher	46	37	9	2.9	5.4	1.0	80.4	19.6
principal	640	310	330	40.5	45.5	36.7	48.4	51.6
chief	462	155	307	29.2	22.7	34.1	33.5	66.5
senior	43	10	33	2.7	1.5	3.7	23.3	76.7
support specialists - total	205	28	177	13.0	4.1	19.7	13.7	86.3
Including, by group:								
principal	34	3	31	2.2	0.4	3.4	8.8	91.2

	<i>Total individual employees</i>	<i>Including</i>		<i>As a percentage</i>				
		<i>Men</i>	<i>Women</i>	<i>Of the aggregate total</i>			<i>Of the total number</i>	
				<i>Total</i>	<i>Including</i>		<i>Men</i>	<i>Women</i>
					<i>Men</i>	<i>Women</i>		
chief	118	15	103	7.5	2.2	11.5	12.7	87.3
senior	47	9	38	3.0	1.3	4.2	19.1	80.9
Junior	6	1	5	0.4	0.1	0.6	16.7	83.3

Table 59

Composition of staff of the State civil service of the constituent entities of the Russian Federation, by gender, category and group of position, and branch of Government as of 1 October 2008

	Total individual employees	Including		As a percentage				
		Men	Women	Relative to the aggregate total			Of the total number	
				Total	Including		Men	Women
					Men	Women		
Public posts and civil service positions of the constituent entities of the Russian Federation – total								
Public posts and civil service positions of the constituent entities of the Russian Federation - total	234 496	65 712	168 784	100	100	100	28.0	72.0
Public posts of the constituent entities of the Russian Federation	10 379	5 019	5 360	4.4	7.6	3.2	48.4	51.6
State civil service positions - total	224 117	60 693	163 424	95.6	92.4	96.8	27.1	72.9
Including:								
executives – total	45 822	19 286	26 536	19.5	29.3	15.7	42.1	57.9
Including, by group:								
higher	7 662	4 890	2 772	3.3	7.4	1.6	63.8	36.2
principal	17 759	8 185	9 574	7.6	12.5	5.7	46.1	53.9
chief	20 401	6 211	14 190	8.7	9.5	8.4	30.4	69.6
assistants (advisers) - total	5 428	1 992	3 436	2.3	3.0	2.0	36.7	63.3
Including, by group:								
higher	647	482	165	0.3	0.7	0.1	74.5	25.5
principal	1 082	589	493	0.5	0.9	0.3	54.4	45.6
chief	3 699	921	2 778	1.6	1.4	1.6	24.9	75.1
specialists - total	131 312	33 400	97 912	56.0	50.8	58.0	25.4	74.6
Including, by group:								
higher	1 105	454	651	0.5	0.7	0.4	41.1	58.9
principal	7 990	3 100	4 890	3.4	4.7	2.9	38.8	61.2
chief	42 652	12 524	30 128	18.2	19.1	17.9	29.4	70.6
Senior	79 565	17 322	62 243	33.9	26.4	36.9	21.8	78.2
support specialists - total	41 555	6 015	35 540	17.7	9.2	21.1	14.5	85.5
Including, by group:								
principal	672	157	515	0.3	0.2	0.3	23.4	76.6
chief	3 396	813	2 583	1.4	1.2	1.5	23.9	76.1

	<i>Total individual employees</i>	<i>Including</i>		<i>As a percentage</i>				
		<i>Men</i>	<i>Women</i>	<i>Relative to the aggregate total</i>			<i>Of the total number</i>	
				<i>Total</i>	<i>Including</i>		<i>Men</i>	<i>Women</i>
					<i>Men</i>	<i>Women</i>		
Senior	14 206	2 319	11 887	6.1	3.5	7.0	16.3	83.7
Junior	23 281	2 726	20 555	9.9	4.1	12.2	11.7	88.3
Legislative authorities of the constituent entities of the Russian Federation								
Public posts and civil service positions of the constituent entities of the Russian Federation - total	8 849	3 512	5 337	100	100	100	39.7	60.3
Public posts of the constituent entities of the Russian Federation	1 333	1 098	235	15.1	31.3	4.4	82.4	17.6
State civil service positions - total	7 516	2 414	5 102	84.9	68.7	95.6	32.1	67.9
Including:								
executives – total	1 317	639	678	14.9	18.2	12.7	48.5	51.5
Including, by group:								
higher	547	312	235	6.2	8.9	4.4	57.0	43.0
principal	584	244	340	6.6	6.9	6.4	41.8	58.2
chief	186	83	103	2.1	2.4	1.9	44.6	55.4
assistants (advisers) - total	966	422	544	10.9	12.0	10.2	43.7	56.3
Including, by group:								
higher	76	53	23	0.9	1.5	0.4	69.7	30.3
principal	310	148	162	3.5	4.2	3.0	47.7	52.3
chief	580	221	359	6.6	6.3	6.7	38.1	61.9
specialists - total	3 632	1 044	2 588	41.0	29.7	48.5	28.7	71.3
Including, by group:								
higher	99	33	66	1.1	0.9	1.2	33.3	66.7
principal	665	238	427	7.5	6.8	8.0	35.8	64.2
chief	2 276	652	1 624	25.7	18.6	30.4	28.6	71.4
senior	592	121	471	6.7	3.4	8.8	20.4	79.6
support specialists – total	1 601	309	1 292	18.1	8.8	24.2	19.3	80.7
Including, by group:								
principal	115	30	85	1.3	0.9	1.6	26.1	73.9
chief	458	122	336	5.2	3.5	6.3	26.6	73.4
senior	726	113	613	8.2	3.2	11.5	15.6	84.4
Junior	302	44	258	3.4	1.3	4.8	14.6	85.4

Executive authorities of the constituent entities of the Russian Federation

Public posts and civil service positions of the constituent entities of the Russian Federation - total	198 735	55 763	142 972	100	100	100	28.1	71.9
Public posts of the constituent entities of the Russian Federation	1 360	1 188	172	0.7	2.1	0.1	87.4	12.6
State civil service positions - total	197 375	54 575	142 800	99.3	97.9	99.9	27.7	72.3
Including:								
executives – total	43 228	18 048	25 180	21.8	32.4	17.6	41.8	58.2

	<i>Total individual employees</i>	<i>Including</i>		<i>As a percentage</i>				
		<i>Men</i>	<i>Women</i>	<i>Relative to the aggregate total</i>			<i>Of the total number</i>	
				<i>Total</i>	<i>Including</i>		<i>Men</i>	<i>Women</i>
					<i>Men</i>	<i>Women</i>		
Including, by group:								
higher	6 743	4 372	2 371	3.4	7.8	1.7	64.8	35.2
principal	16 594	7 668	8 926	8.3	13.8	6.2	46.2	53.8
chief	19 891	6 008	13 883	10.0	10.8	9.7	30.2	69.8
assistants (advisers) - total	2 825	1 268	1 557	1.4	2.3	1.1	44.9	55.1
Including, by group:								
higher	560	423	137	0.3	0.8	0.1	75.5	24.5
principal	710	406	304	0.4	0.7	0.2	57.2	42.8
chief	1 555	439	1 116	0.8	0.8	0.8	28.2	71.8
specialists - total	117 655	30 135	87 520	59.2	54.0	61.2	25.6	74.4
Including, by group:								
higher	972	405	567	0.5	0.7	0.4	41.7	58.3
principal	6 828	2 664	4 164	3.4	4.8	2.9	39.0	61.0
chief	37 814	11 027	26 787	19.0	19.8	18.7	29.2	70.8
senior	72 041	16 039	56 002	36.2	28.8	39.2	22.3	77.7
support specialists - total	33 667	5 124	28 543	16.9	9.2	20.0	15.2	84.8
Including, by group:								
principal	514	117	397	0.3	0.2	0.3	22.8	77.2
chief	2 558	591	1 967	1.3	1.1	1.4	23.1	76.9
senior	11 958	2 021	9 937	6.0	3.6	7.0	16.9	83.1
junior	18 637	2 395	16 242	9.4	4.3	11.4	12.9	87.1
Judicial authorities of the constituent entities of the Russian Federation								
Public posts and civil service positions of the constituent entities of the Russian Federation - total	18 812	3 392	15 420	100	100	100	18.0	82.0
Public posts of the constituent entities of the Russian Federation	6 624	2 157	4 467	35.2	63.6	29.0	32.6	67.4
State civil service positions – total	12 188	1 235	10 953	64.8	36.4	71.0	10.1	89.9
Including:								
executives – total	308	143	165	1.6	4.2	1.1	46.4	53.6
Including, by group:								
higher	62	46	16	0.3	1.4	0.1	74.2	25.8
principal	94	47	47	0.5	1.4	0.3	50.0	50.0
chief	152	50	102	0.8	1.5	0.7	32.9	67.1
assistants (advisers) - total	1 506	238	1 268	8.0	7.0	8.2	15.8	84.2
Including, by group:								
higher	7	4	3	0.0	0.1	0.0	57.1	42.9
principal	21	12	9	0.1	0.4	0.1	57.1	42.9
chief	1 478	222	1 256	7.9	6.5	8.1	15.0	85.0

	<i>Total individual employees</i>	<i>Including</i>		<i>As a percentage</i>				
		<i>Men</i>	<i>Women</i>	<i>Relative to the aggregate total</i>			<i>Of the total number</i>	
				<i>Total</i>	<i>Including</i>		<i>Men</i>	<i>Women</i>
					<i>Men</i>	<i>Women</i>		
specialists - total	5 158	529	4 629	27.4	15.6	30.0	10.3	89.7
including, by group:								
higher	2	-	2	0.0	-	0.0	-	100
principal	17	6	11	0.1	0.2	0.1	35.3	64.7
chief	388	83	305	2.1	2.4	2.0	21.4	78.6
senior	4 751	440	4 311	25.3	13.0	28.0	9.3	90.7
support specialists - total	5 216	325	4 891	27.7	9.6	31.7	6.2	93.8
including, by group:								
principal	9	2	7	0.0	0.1	0.0	22.2	77.8
chief	151	22	129	0.8	0.6	0.8	14.6	85.4
senior	1 124	96	1 028	6.0	2.8	6.7	8.5	91.5
junior	3 932	205	3 727	20.9	6.0	24.2	5.2	94.8
Other Government agencies of the constituent entities of the Russian Federation								
Public posts and civil service positions of the constituent entities of the Russian Federation - total	8 100	3 045	5 055	100	100	100	37.6	62.4
Public posts of the constituent entities of the Russian Federation	1 062	576	486	13.1	18.9	9.6	54.2	45.8
State civil service positions - total	7 038	2 469	4 569	86.9	81.1	90.4	35.1	64.9
Including:								
executives – total	969	456	513	12.0	15.0	10.1	47.1	52.9
Including, by group:								
higher	310	160	150	3.8	5.3	3.0	51.6	48.4
principal	487	226	261	6.0	7.4	5.2	46.4	53.6
chief	172	70	102	2.1	2.3	2.0	40.7	59.3
assistants (advisers) - total	131	64	67	1.6	2.1	1.3	48.9	51.1
Including, by group:								
higher	4	2	2	0.0	0.1	0.0	50.0	50.0
principal	41	23	18	0.5	0.8	0.4	56.1	43.9
chief	86	39	47	1.1	1.3	0.9	45.3	54.7
specialists - total	4 867	1 692	3 175	60.1	55.6	62.8	34.8	65.2
Including, by group:								
higher	32	16	16	0.4	0.5	0.3	50.0	50.0
principal	480	192	288	5.9	6.3	5.7	40.0	60.0
chief	2 174	762	1 412	26.8	25.0	27.9	35.1	64.9
senior	2 181	722	1 459	26.9	23.7	28.9	33.1	66.9
support specialists - total	1 071	257	814	13.2	8.4	16.1	24.0	76.0
including, by group:								
principal	34	8	26	0.4	0.3	0.5	23.5	76.5

	Total individual employees	Including		As a percentage					
		Men	Women	Relative to the aggregate total			Of the total number		
				Total	Including		Men	Women	
					Men	Women			
chief	229	78	151	2.8	2.6	3.0	34.1	65.9	
senior	398	89	309	4.9	2.9	6.1	22.4	77.6	
Junior	410	82	328	5.1	2.7	6.5	20.0	80.0	

Diagram 60

Composition of civil service employees, by gender and category of post, as of 1 October 2008

Diagram 61

Composition of civil service grades of employees (men and women), as of 1 October 2008 as a percentage of the aggregate total

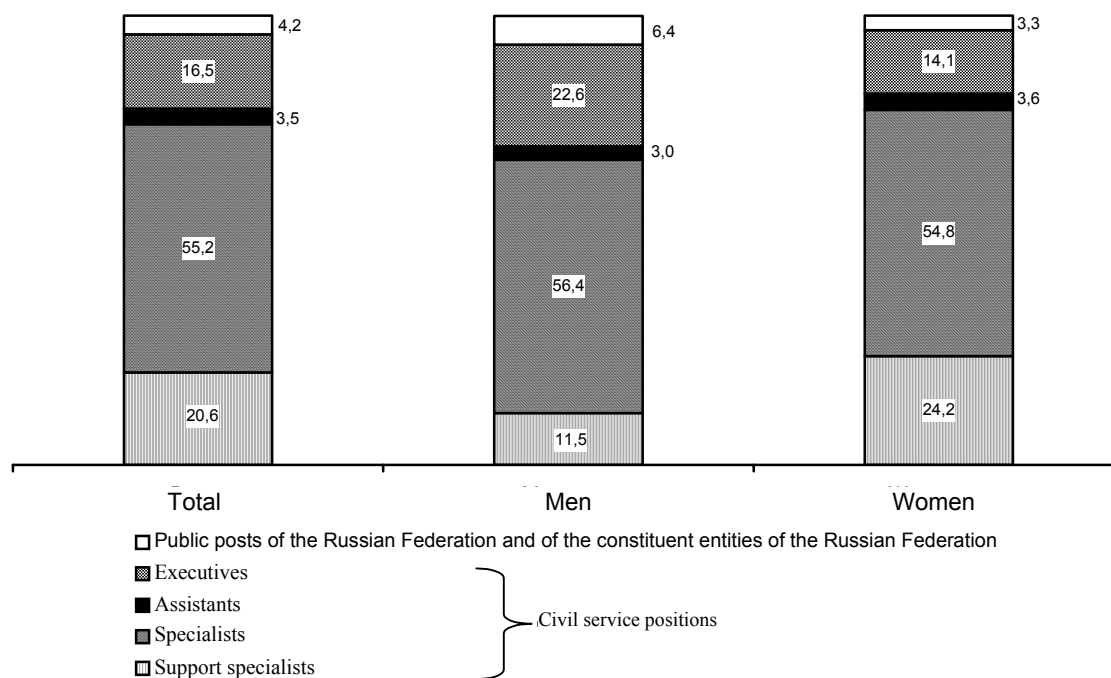


Table 62

Composition of staff of municipal services, by gender, and category and group of position as of 1 October 2008

	Total individual employees	Including		As a percentage				
		Men	Women	Of the aggregate total			Of the total number	
				Total	Including		Men	Women
					Men	Women		
Local government agencies – total								
All municipal posts and municipal service positions	367 620	89 838	277 782	100	100	100	24.4	75.6
Municipal posts	23 764	16 538	7 226	6.5	18.4	2.6	69.6	30.4
Municipal service positions – total	343 856	73 300	270 556	93.5	81.6	97.4	21.3	78.7
Including, by group:								
Higher	22 722	11 038	11 684	6.2	12.3	4.2	48.6	51.4
Principal	48 187	16 349	31 838	13.1	18.2	11.5	33.9	66.1
Chief	62 010	14 858	47 152	16.9	16.5	17.0	24.0	76.0
Senior	139 229	23 180	116 049	37.9	25.8	41.8	16.6	83.4
Junior	71 708	7 875	63 833	19.5	8.8	23.0	11.0	89.0

	<i>Total individual employees</i>	<i>Including</i>		<i>As a percentage</i>				
		<i>Men</i>	<i>Women</i>	<i>Of the aggregate total</i>			<i>Of the total number</i>	
				<i>Total</i>	<i>Including</i>		<i>Men</i>	<i>Women</i>
					<i>Men</i>	<i>Women</i>		
Posts created for directly supporting the authority of a person deputizing for a municipal post	5 426	2 667	2 759	1.5	3.0	1.0	49.2	50.8
Representative agencies of municipal entities								
All municipal posts and municipal service positions	11 206	3 813	7 393	100	100	100	34.0	66.0
Municipal posts	3 081	2 189	892	27.5	57.4	12.1	71.0	29.0
Municipal service positions – total	8 125	1 624	6 501	72.5	42.6	87.9	20.0	80.0
Including, by group:								
higher	614	245	369	5.5	6.4	5.0	39.9	60.1
principal	1 481	394	1 087	13.2	10.3	14.7	26.6	73.4
chief	2 044	412	1 632	18.2	10.8	22.1	20.2	79.8
senior	3 078	474	2 604	27.5	12.4	35.2	15.4	84.6
Junior	908	99	809	8.1	2.6	10.9	10.9	89.1
Posts created for directly supporting the authority of a person deputizing for a municipal post	349	122	227	3.1	3.2	3.1	35.0	65.0
Local administrations (executive-administrative agencies of municipal entities)								
All municipal posts and municipal service positions	355 072	85 744	269 328	100	100	100	24.1	75.9
Municipal posts	20 479	14 281	6 198	5.8	16.7	2.3	69.7	30.3
Municipal service positions – total	334 593	71 463	263 130	94.2	83.3	97.7	21.4	78.6
including, by group:								
higher	21 946	10 737	11 209	6.2	12.5	4.2	48.9	51.1
Principal	46 431	15 898	30 533	13.1	18.5	11.3	34.2	65.8
Chief	59 632	14 392	45 240	16.8	16.8	16.8	24.1	75.9
Senior	135 830	22 669	113 161	38.3	26.4	42.0	16.7	83.3
Junior	70 754	7 767	62 987	19.9	9.1	23.4	11.0	89.0
Posts created for directly supporting the authority of a person deputizing for a municipal post	5 070	2544	2 526	1.4	3.0	0.9	50.2	49.8
Supervisory agencies of municipal entities								
All municipal posts and municipal service positions	1 046	218	828	100	100	100	20.8	79.2
Municipal posts	91	33	58	8.7	15.1	7.0	36.3	63.7
Municipal service positions - total	955	185	770	91.3	84.9	93.0	19.4	80.6
including, by group:								
higher	157	52	105	15.0	23.9	12.7	33.1	66.9
principal	247	52	195	23.6	23.9	23.6	21.1	78.9
chief	285	48	237	27.2	22.0	28.6	16.8	83.2

	<i>Total individual employees</i>	<i>Including</i>		<i>As a percentage</i>				
		<i>Men</i>	<i>Women</i>	<i>Of the aggregate total</i>			<i>Of the total number</i>	
				<i>Total</i>	<i>Including</i>		<i>Men</i>	<i>Women</i>
					<i>Men</i>	<i>Women</i>		
senior	230	25	205	22.0	11.5	24.8	10.9	89.1
junior	36	8	28	3.4	3.7	3.4	22.2	77.8
Posts created for directly supporting the authority of a person deputizing for a municipal post	2	-	2	0.2	-	0.2	-	-
Other local government agencies								
All municipal posts and municipal service positions	296	63	233	100	100	100	21.3	78.7
Municipal posts	113	35	78	38.2	55.6	33.5	31.0	69.0
Municipal service positions - total	183	28	155	61.8	44.4	66.5	15.3	84.7
including, by group:								
higher	5	4	1	1.7	6.3	0.4	80.0	20.0
principal	28	5	23	9.5	7.9	9.9	17.9	82.1
chief	49	6	43	16.6	9.5	18.5	12.2	87.8
senior	91	12	79	30.7	19.0	33.9	13.2	86.8
Junior	10	1	9	3.4	1.6	3.9	10.0	90.0
Posts created for directly supporting the authority of a person deputizing for a municipal post	5	1	4	1.7	1.6	1.7	20.0	80.0

(re: item 20 of the United Nations list of questions)

Table 63

Proportion of employees of organizations employed in harmful and/or dangerous working conditions, by separate type of economic activity, as of year end, as a percentage of the total number of employees of the respective gender and type of economic activity

		<i>Mining and quarrying</i>	<i>Manufacturing</i>	<i>Electricity, gas and water production and supply</i>	<i>Construction</i>	<i>Transport</i>	<i>Communication</i>
Employed in conditions which do not conform to hygienic standards for working conditions							
2005		33.7	23.4	27.9	11.9	23.3	2.9
	Men	37.9	28.8	32.8	13.3	28.9	4.6
	Women	20.5	16.8	18.1	6.5	11.2	2.0
2006		35.0	24.4	28.0	12.1	26.5	3.0
	Men	39.6	29.9	32.8	13.6	32.4	5.3
	Women	20.4	17.5	18.3	6.2	13.6	1.7
2007		37.9	25.3	29.5	14.0	29.9	2.7
	Men	42.4	30.8	34.7	15.7	36.2	4.8
	Women	23.1	18.3	19.1	7.0	16.1	1.7

2008	39.1	26.8	30.6	14.6	31.4	2.9
Men	43.4	32.4	36.0	16.4	37.9	5.1
Women	24.5	19.4	20.0	7.1	16.9	1.9
Employed in heavy work						
2005	14.5	4.3	6.2	6.8	8.0	0.7
Men	17.7	6.1	8.4	7.8	11.0	1.5
Women	4.3	2.0	1.9	3.2	1.6	0.3
2006	16.0	4.8	6.8	7.1	9.7	0.9
Men	19.5	7.0	9.2	8.2	13.2	1.8
Women	4.8	2.2	2.0	3.2	2.0	0.4
2007	18.8	6.3	8.1	8.3	10.9	1.4
Men	22.7	8.7	10.9	9.5	14.5	2.9
Women	5.9	3.2	2.6	3.2	3.0	0.6
2008	20.2	7.2	8.7	9.5	11.6	1.3
Men	24.5	9.6	11.8	10.9	15.4	3.0
Women	5.7	4.1	2.7	3.2	3.4	0.6
Working on equipment which does not conform to occupational health and safety requirements						
2005	1.6	0.3	0.4	0.1	0.2	0.0
Men	1.9	0.4	0.5	0.2	0.2	0.0
Women	0.8	0.2	0.2	0.0	0.1	0.0
2006	1.5	0.4	0.5	0.1	0.2	0.0
Men	1.7	0.5	0.7	0.2	0.2	0.0
Women	0.7	0.2	0.3	0.1	0.1	0.0
2007	1.5	0.4	0.6	0.3	0.2	0.0
Men	1.7	0.6	0.7	0.3	0.2	0.0
Women	0.8	0.2	0.3	0.1	0.1	0.0
2008	1.5	0.4	0.7	0.3	0.2	0.0
Men	1.7	0.6	0.8	0.4	0.3	0.0
Women	0.7	0.3	0.3	0.1	0.1	0.0
Employed in work linked to workflow stress						
2007	12.7	4.3	6.0	3.3	12.2	1.0
Men	14.1	5.2	7.1	3.7	15.3	1.9
Women	7.8	3.1	3.6	1.8	5.3	0.6
2008	14.8	5.3	7.0	4.7	14.7	1.2
Men	16.8	6.3	8.5	5.2	18.4	2.0
Women	7.9	3.9	4.0	2.2	6.3	0.8

Table 64

Proportion of employees of organizations entitled to compensation for working in harmful and/or dangerous working conditions, by type of economic activity at year end, as a percentage of the total number of employees of the respective gender and type of economic activity

	<i>Mining and quarrying</i>	<i>Manufacturing</i>	<i>Electricity, gas and water production and supply</i>	<i>Construction</i>	<i>Transport</i>	<i>Communications</i>
2005, total	66.9	42.0	42.3	33.5	43.7	9.0
Men	74.3	48.1	49.9	37.0	52.2	17.5
Women	43.5	34.5	27.2	20.5	25.3	4.3
2006, total	67.0	42.0	42.2	33.4	43.7	8.1
Men	74.5	48.0	49.9	36.9	52.2	16.9
Women	43.0	34.4	26.6	19.8	24.8	3.5
2007, total	67.8	41.4	43.0	33.6	44.5	7.2
Men	74.9	47.2	50.8	37.0	53.2	15.1
Women	44.1	34.0	27.5	19.6	25.3	3.1
2008	68.4	41.9	43.3	33.7	44.6	6.7
Men	75.8	47.8	51.3	37.3	53.3	14.1
Women	43.4	34.2	27.6	18.4	25.0	3.0

(re: item 22 of the United Nations list of questions)

Table 65

Employed population by employment as of the end of November 2008

	<i>Women</i>	<i>Men</i>	<i>Distribution by gender, per cent</i>	
			<i>Women</i>	<i>Men</i>
Employed in the economy - total				
In thousands	34 734	35 869		
In per cent	100	100	49.2	50.8
Including:				
Executives (representatives) of public authorities	5.3	8.7	37.0	63.0
Specialists with high level of qualification	23.8	14.7	61.0	39.0
Specialists with intermediate level of qualification	21.0	9.5	68.2	31.8
Office workers employed in the preparation of information and the drafting of documents	5.6	0.6	89.7	10.3
Employees in the services, housing and utilities sector	19.8	7.5	71.8	28.2
Skilled workers in the agriculture, forestry and hunting sector	3.7	3.3	52.0	48.0
Skilled workers in large and small industrial enterprises	6.6	23.0	21.7	78.3
Operators, operatives, and machinists of plant and machinery and metalworkers	3.0	21.7	11.9	88.1
Unskilled workers	11.3	11.0	50.0	50.0

(re: item 23 of the United Nations list of questions)

Table 66

Employed population in the business sector without forming a legal entity, by type of economic activity, as of the end of November 2008

	<i>Women</i>	<i>Men</i>	<i>Distribution by gender, per cent</i>	
			<i>Women</i>	<i>Men</i>
Employed in the economy as self-employed in the business sector without forming a legal entity - total				
In thousands	505.1	659.5		
In per cent	100	100	43.4	56.6
Including:				
Agriculture, hunting and forestry	0.8	5.0	10.6	89.4
Fisheries and fish farming		0.1		100.0
Manufacturing	5.7	7.2	37.7	62.3
Electricity, gas and water production and supply		0.6		100.0
Construction	1.4	7.7	12.1	87.9
Wholesale and retail trade; repair of motor vehicles, motorcycles and personal and household goods	73.0	53.0	51.3	48.7
Hotels and restaurants	1.9	0.8	66.3	33.7
Transport and communications	2.1	20.1	7.4	92.6
Real estate, rental and provision of services	6.4	2.6	65.5	34.5
Education	0.1		100.0	
Health care and provision of social services	0.3	0.4	37.7	62.3
Provision of other communal services, social and personal services	8.3	2.6	70.8	29.2

(re: item 27 of the United Nations list of questions)

Table 67

Heads of agricultural organizations, by gender and age¹ as of 1 July 2006

	<i>Large and medium-sized organizations</i>				<i>Small enterprises</i>			
	<i>Number of persons</i>		<i>Distribution by gender, per cent</i>		<i>Number of persons</i>		<i>Distribution by gender, per cent</i>	
	<i>Women</i>	<i>Men</i>	<i>Women</i>	<i>Men</i>	<i>Women</i>	<i>Men</i>	<i>Women</i>	<i>Men</i>
Number of heads - total	1 952	18 511	10	90	1 985	12 175	14	86
Including aged:								
Up to 30 years	58	416	12	88	72	454	14	86
30-49 years	1 036	10 381	9	91	1 167	7 229	14	86
50 years and older	858	7 714	10	90	746	4 492	14	86

¹ Here and in tables 41 and 42 and diagram 43, the data is taken from the 2006 national agricultural census.

Table 68

Heads of private (peasant) farms and individual entrepreneurs, by gender and age, as of 1 July 2006

	<i>Private (peasant) farms</i>				<i>Individual entrepreneurs</i>			
	<i>Number of persons</i>		<i>Distribution by gender, per cent</i>		<i>Number of persons</i>		<i>Distribution by gender, per cent</i>	
	<i>Women</i>	<i>Men</i>	<i>Women</i>	<i>Men</i>	<i>Women</i>	<i>Men</i>	<i>Women</i>	<i>Men</i>
Number of heads – total	30 912	115 297	21	79	3 578	21 057	14	86
Including aged:								
Up to 30 years	1 636	4 361	27	73	208	1 075	16	84
30-49 years	15 903	65 929	19	81	1 988	12 215	14	86
50 years and older	13 373	45 007	23	77	1 382	7 767	15	85

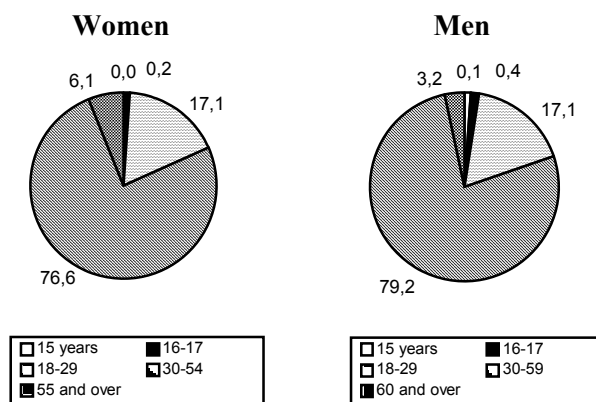
Table 69

Age composition of full-time employees of agriculture organizations as of 1 July 2006

	<i>Agricultural organizations</i>	<i>Of which</i>	
		<i>Large and medium-sized organizations</i>	<i>Small enterprises</i>
Number of full-time employees - total, in thousands	2 447.2	2 238.2	209.0
Including:			
Men	1 496.7	1 355.1	141.6
Of whom aged, in years:			
15	1.0	1.0	0.1
16-17	6.2	5.9	0.4
18-29	255.8	235.6	20.1
30-59	1 185.4	1 068.2	117.2
60 and older	48.3	44.5	3.8
Women	950.5	883.1	67.5
Of whom aged, in years:			
15	0.4	0.4	0.0
16-17	1.7	1.6	0.1
18-29	163.0	153.5	9.5
30-54	727.7	674.4	53.3
55 and older	57.7	53.1	4.5

Diagram 70

Distribution of the number of full-time employees of agricultural organizations, by age, as of 1 July 2006, as a percentage of the total number of full-time employees of the respective gender



(re: item 28 of the United Nations list of questions)

Table 71

Gender/age composition of foreign employees (2007)

1	Total working during the reporting period						
	2	3	4	5	6	7	8
Number of foreign employees – total	1 717 137	596 699	555 612	408 899	108 810	37 554	9 562
Men	1 450 643	510 792	462 568	346 732	89 044	32 894	8 612
Women	266 494	85 907	93 044	63 167	19 766	4 660	949

Table 72

Gender/age composition of foreign employees (first half of 2008)

1	Total working during the reporting period						
	2	3	4	5	6	7	8
Number of foreign employees – total	1 852 939	680 542	570 775	436 804	116 061	38 743	10 014
Men	1 594 256	589 408	484 820	374 418	102 379	34 183	9 048
Women	258 683	91 134	85 955	62 386	13 682	4 560	966

Table 73
Gender/age structure of foreign employees (2008)

1	Total working during the reporting period 2	18-29 years 3	30-39 years 4	40-49 years 5	50-54 years 6	55-59 years 7	60 years and older 8
Number of foreign employees – total	2 425 921	887 425	739 428	568 882	155 625	58 308	16 253
Men	2 075 674	767 259	623 014	484 762	134 132	51 725	14 782
Women	350 247	120 166	116 414	84 120	21 493	6 583	1 471

Table 74
Gender/age structure of foreign employees (1st half of 2009)

1	Total working during the reporting period 2	18-29 years 3	30-39 years 4	40-49 years 5	50-54 years 6	55-59 years 7	60 years and older 8
Number of foreign employees – total	1 770 090	685 238	522,105	397,282	107,048	44,228	14,189
Men	1 528 649	606 358	436 711	341 049	92 171	39 287	13 073
Women	241 441	78 880	85 394	56 233	14 877	4 941	1 116

Annex 3

List of normative legal acts adopted in 2008-2009

1. Decree of the President of the Russian Federation of 28 January 2010, No. 117 “On monetary incentives for the best teachers”
2. Decree of the President of the Russian Federation of 13 May 2008, No. 775 (in the version of 29 April 2009) “On the establishment of the Order “Parents’ Glory”
3. Order of the Government of the Russian Federation of 30 December 2009, No. 2135-r “On the approval of a list of vital and essential medicines”
4. Federal law of 30 April 2008, No. 55-FZ (version of 24 July 2009) “On the introduction of amendments to certain legislative acts of the Russian Federation in connection with the adoption of the Federal Law “On additional insurance contributions to the funded part of an occupational pension and on state support of the formation of pension savings”
5. Federal law of 25 November 2008, No. 218-FZ “On the introduction of amendments to article 127.1 of the Criminal Code of the Russian Federation”
6. Federal law of 30 December 2008, No. 303-FZ “On the introduction of an amendment to article 2 of the Federal Law “On the introduction of amendments to the Federal Law “On state benefits for citizens who have children”
7. Federal law of 30 December 2008, No. 319-FZ “On the introduction of amendments to the Federal Law “On occupational pensions in the Russian Federation”
8. Federal law of 9 February 2009, No. 13-FZ “On the introduction of an amendment to article 6 of the Federal Law “On the provision of temporary incapacity, maternity and childbirth benefits subject to compulsory social insurance”
9. Federal law of 5 April 2009, No. 42-FZ “On the introduction of amendments to articles 25 and 26 of the Federal Law “On political parties” and the Federal Law “On fundamental guarantees of electoral rights and of the right of citizens of the Russian Federation to participate in a referendum”
10. Federal law of 28 April 2009, No. 72-FZ “On the introduction of amendments to certain legislative acts of the Russian Federation in order to improve the level of material support for individual categories of citizens”
11. Federal law of 3 June 2009, No. 101-FZ “On ratification of the European Social Charter (revised) of 3 May 1996”
12. Federal law of 28 June 2009, No. 127-FZ “On the introduction of amendments to articles 6 and 7 of the Federal Law “On the legal status of foreign citizens in the Russian Federation” and article 14 of the Federal Law “On citizenship of the Russian Federation”
13. Federal law of 29 June 2009, No. 130-FZ “On the introduction of amendments to the Federal Law “On occupational pensions in the Russian Federation” with regard to the establishment of an occupational pension in the event of loss of the breadwinner for children who have lost both parents, and the restoration of pensions”
14. Federal law of 27 July 2009, No. 215-FZ “On the introduction of amendments to the Criminal Code of the Russian Federation”

15. Federal law of 25 November 2009, No. 267-FZ “On the introduction of amendments to the Fundamental principles of the Russian Federation on protection of the health of citizens and certain legislative acts of the Russian Federation”
16. Federal law of 28 November 2009, No. 294-FZ “On the budget of the Federal Compulsory Medical Insurance Fund for 2010 and for the planning period 2011 and 2012 “
17. Federal law of 28 November 2009, No. 297-FZ “On insurance premiums for compulsory social insurance against accidents at work and occupational diseases for 2010 and for the base periods 2011 and 2012”
18. Federal law of 28 November 2009, No. 298-FZ “On rules for financial expenditure per month on a single citizen receiving state social assistance in the form of a social service for the provision of medicines, medical devices and specialized medical nutritional products for children with disabilities”
19. Federal law of 30 November 2009, No. 307-FZ “On the budget of the Pension Fund of the Russian Federation for 2010 and the planning period 2011 and 2012”
20. Federal law of 2 December 2009, No. 308-FZ “On the federal budget for 2010 and for the planning period 2011 and 2012”
21. Federal law of 17 December 2009, No. 315-FZ “On the introduction of amendments to the Federal Law “On additional guarantees of social support for orphaned children and children left without parental care” with respect to adjustment of the mechanisms and conditions for the provision of social support measures for orphaned children and children left without parental care”
22. Federal law of 25 December 2009, No. 341-FZ “On the introduction of amendments to article 4.1 of the Federal Law “On state social assistance” and the Federal Law “On the introduction of amendments to certain legislative acts of the Russian Federation and the annulment of certain legislative acts (provisions of legislative acts) of the Russian Federation in connection with the adoption of the Federal Law “On insurance contributions to the Pension Fund of the Russian Federation, the Social Insurance Fund of the Russian Federation, the Federal Compulsory Medical Insurance Fund and territorial compulsory medical insurance funds”
23. Federal law of 27 December 2009, No. 367-FZ “On the introduction of amendments to the Law of the Russian Federation “On employment of the population of the Russian Federation”
24. Federal law of 27 December 2009, No. 377-FZ “On the introduction of amendments to certain legislative acts of the Russian Federation in connection with the enactment of provisions of the Criminal Code of the Russian Federation and of the Criminal Enforcement Code of the Russian Federation on punishment in the form of restriction of liberty”
25. Federal law of 27 December 2009, No. 378-FZ “On the introduction of amendments to certain legislative acts of the Russian Federation in connection with the adoption of the Federal Law “On additional state support measures for families with children”
26. Federal law of 28 November 2009, No. 298-FZ “On rules for financial expenditure per month on a single citizen receiving state social assistance in the form of a social service for the provision of medicines, medical devices and specialized medical nutritional products for children with disabilities”
27. Federal law of 27 December 2009, No. 378-FZ “On the introduction of amendments to certain legislative acts of the Russian Federation in connection with the adoption of the Federal Law “On additional state support measures for families with children”

28. Resolution of the Government of the Russian Federation of 12 January 2009, No. 19 (in the version of 3 October 2009) “On the procedure for the payment of a lump-sum monetary incentive to one of the parents (adoptive parents) upon award of the order of “Parental glory” and the provision of other inter-budget transfers out of the federal budget to budgets of the constituent entities of the Russian Federation for the payment of lump-sum monetary incentives to persons awarded the order of “Parental glory”
29. Resolution of the Government of the Russian Federation of 13 January 2009, No. 20 “On the introduction of amendments to Rules for directing maternal (family) capital resources (portions of resources) to the improvement of housing conditions”
30. Resolution of the Government of the Russian Federation of 27 January 2009, No. 55 “On the introduction of amendments to Resolution of the Government of the Russian Federation of 29 December 2007, No. 944 and approval of the distribution of subsidies provided in 2009 out of the federal budget to the budgets of constituent entities of the Russian Federation for the maintenance of children in the families of guardians (trustees) and foster families, and also for remuneration of the labour of foster parents”
31. Resolution of the Government of the Russian Federation of 10 February 2009, No. 101 (version of 31 December 2009) “On the introduction of amendments to Resolution of the Government of the Russian Federation of 29 December 2007, No. 973 and approval of the distribution for 2009 among constituent entities of the Russian Federation of subsidies for the payment of compensation of part of the parental payment for the maintenance of a child in educational organizations implementing the basic general educational preschool education programme, реализующих основную общеобразовательную программу дошкольного образования”
32. Resolution of the Government of the Russian Federation of 10 February 2009, No. 102 “On approval of the Rules for the directing in 2009 of budgetary allocations from the federal budget to financial provision for the conducting of an additional medical examination of working citizens by federal health care institutions under the jurisdiction of the Federal Bio-Medical Agency”
33. Resolution of the Government of the Russian Federation of 3 March 2009, No. 190 (version of 15 July 2009) “On the establishment of an indexation rate of the size of the monthly insurance premium for compulsory social insurance against accidents at work and occupational diseases”
34. Resolution of the Government of the Russian Federation of 10 March 2009, No. 209 “On the provision of inter-budget transfers to the budget of the Pension Fund of the Russian Federation for the repayment out of maternal (family) capital funds of the principal and for the payment of interest on credits or loans for the acquisition (construction) of residential accommodation, including mortgages provided to citizens under a credit agreement (loan agreement)”
35. Resolution of the Government of the Russian Federation of 21 March 2009, No. 247 “On approval of a rate of additional increase from 1 April 2009 in the size of the insurance portion of the occupational pension”
36. Resolution of the Government of the Russian Federation of 21 March 2009, No. 248 “On approval of an indexation rate for the notional pension capital of insured persons”
37. Resolution of the Government of the Russian Federation of 9 April 2009, No. 316 (in the version of 21 December 2009) “On addition measures to support the labour market of the Russian Federation”
38. Resolution of the Government of the Russian Federation of 15 April 2009, No. 331 “On the financing in 2009 of preventive measures for reducing the incidence of industrial injuries and

occupational diseases in employees and for the sanatorium-and-spa treatment of employees engaged in work involving harmful and (or) dangerous production factors”

39. Resolution of the Government of the Russian Federation of 23 April 2009, No. 364 “On special state grants from the Government of the Russian Federation out of federal budget funds for postgraduates and students studying in an intramural form of study in federal state educational institutions of higher and secondary vocational education”

40. Resolution of the Government of the Russian Federation of 19 May 2009, No. 432 “On the temporary transfer of children residing in organizations for orphaned children and children left without parental care to the families of citizens permanently resident in the territory of the Russian Federation”

41. Resolution of the Government of the Russian Federation of 23 July 2009, No. 609 “On approval of the growth index of average monthly earnings in the Russian Federation for 2008 and of the growth index of income of the Pension Fund of the Russian Federation, calculated per pensioner, directed to payment of the insurance portion of occupational pensions, for 2008”

42. Resolution of the Government of the Russian Federation of 23 July 2009, No. 611 “On approval of the indexation rate since 1 August 2009 of the insurance portion of the occupational pension”

43. Resolution of the Government of the Russian Federation of 8 August 2009, No. 654 (in the version of 30 December 2009) “On improvement of the state regulation of prices for vital and essential medicines”

44. Resolution of the Government of the Russian Federation of 2 October 2009, No. 790 “On the procedure for the payment of insurance contributions by persons who have voluntarily entered into legal relations regarding compulsory social insurance in case of temporary incapacity to work and in connection with maternity”

45. Resolution of the Government of the Russian Federation of 2 October 2009, No. 792 “On approval of the state programme “Ensuring the safety of victims, witnesses and other participants in criminal proceedings for the period 2009 - 2013”

46. Resolution of the Government of the Russian Federation of 2 October 2009, No. 811 “On the Programme of state guarantees of the provision of free medical care to citizens of the Russian Federation for 2010”

47. Resolution of the Government of the Russian Federation of 17 October 2009, No. 819 “On the introduction of amendments to the Provisions on the provision of compulsory state social insurance benefits for persons convicted to deprivation of liberty, recruited for paid employment”

48. Resolution of the Government of the Russian Federation of 14 November 2009, No. 926 “On the minimum and maximum amounts of unemployment benefits for 2010”

49. Resolution of the Government of the Russian Federation of 4 December 2009, No. 994 “On the introduction of amendments to the Rules for directing maternal (family) capital resources (portions of resources) to the improvement of housing conditions”

50. Resolution of the Government of the Russian Federation of 29 December 2009, No. 1106 “On the procedure for providing out of the federal budget subsidies to the budgets of the constituent entities of the Russian Federation for implementing measures to conduct a health promotion campaign for children who find themselves in a difficult situation in life”

51. Resolution of the Government of the Russian Federation of 29 December 2009, No. 1100 “On approval of the Provision on the calculation of average earnings (income, monetary allowance) for

awarding maternity and childbirth benefits and monthly child care benefits to particular categories of citizens”

52. Resolution of the Government of the Russian Federation of 29 December 2009, No. 1110 “On the procedure for the granting in 2010 of subsidies out of the federal budget to the budgets of the constituent entities of the Russian Federation for financially securing the provision of additional medical care by district physicians, district pediatricians, general practitioners (family doctors), district nurses for district physicians and district pediatricians and nurses for general practitioners (family doctors)”

53. Resolution of the Government of the Russian Federation of 29 December 2009, No. 1111 “On the procedure for the granting in 2010 of subsidies out of the federal budget to the budgets of the constituent entities of the Russian Federation for implementing monetary payments to the medical personnel of rural health posts, doctors, physician assistants and nurses of emergency medical care institutions and units of the municipal healthcare system, and in the absence of these in the territory of the municipal entity – of emergency call service institutions and units of the constituent entities of the Russian Federation”

54. Resolution of the Government of the Russian Federation of 29 December 2009, No. 1112 “On the granting in 2010 of subsidies out of the federal budget to the budgets of the constituent entities of the Russian Federation for organizing distance education for children with disabilities”

55. Resolution of the Government of the Russian Federation of 30 December 2009, No. 1117 “On approval of the Rules for the financial provision in 2010 of monetary payments for the medical personnel of rural health posts, the doctors, physician assistants and nurses of emergency medical care stations (departments) of federal healthcare institutions under the jurisdiction of the Federal Bio-Medical Agency”

56. Resolution of the Government of the Russian Federation of 30 December 2009, No. 1122 “On the granting in 2010 of subsidies out of the federal budget to the budgets of the constituent entities of the Russian Federation for the payment of monetary remuneration for performing classroom teacher functions to the teaching staff of state educational institutions of the constituent entities of the Russian Federation and of municipal educational institutions”

57. Resolution of the Government of the Russian Federation of 30 December 2009, No. 1124 “On the granting in 2010 of subsidies for financially providing for the delivery to particular categories of citizens of a social service of additional free medical care with regard to the provision of essential medicines, medical devices and specialized medical nutritional products for children with disabilities”

58. Resolution of the Government of the Russian Federation of 30 December 2009, No. 1125 “On the introduction of amendments to Resolution of the Government of the Russian Federation of 29 December 2007, N 944 and approval of the allocation of subsidies granted out of the federal budget in 2010 to budgets of the constituent entities of the Russian Federation for the maintenance of children in the families of guardians (trustees) and foster families, and also for the remuneration due to the foster parent”

59. Resolution of the Government of the Russian Federation of 30 December 2009, No. 1136 “On approval of a list of areas of training (specialties) in higher vocational education for which other set time-limits have been established for the development of basic programmes of higher vocational education (Bachelor’s degree programmes, specialist training programmes or Master’s degree programmes) and a list of areas of training (specialties) in higher vocational education supported by the award to a person of the qualification (grade) of “specialist””

60. Resolution of the Government of the Russian Federation of 31 December 2009, No. 1146 “On the procedure for the granting in 2010 out of the budget of the Federal Compulsory Medical Insurance Fund of subsidies to the budgets of territorial compulsory medical insurance funds for conducting additional medical examinations of working citizens”
61. Resolution of the Government of the Russian Federation of 30 December 2009, No. 1152 “On the financial provision out of budget allocations from the federal budget of the state target to deliver high-technology medical care to the citizens of the Russian Federation in 2010 “
62. Resolution of the Government of the Russian Federation of 31 December 2009, No. 1153 “On the procedure for the financing of expenditure for the payment of particular types of state benefits to persons not liable to compulsory social insurance in case of temporary incapacity for work and in connection with maternity, as well as persons who have been dismissed (discontinued activity, authorization) in the established manner”
63. Resolution of the Government of the Russian Federation of 30 December 2009, No. 1160 “On approval of the Rules for the financial provision in 2010 of measures aimed at the additional training of doctors”
64. Resolution of the Social Insurance Fund of the Russian Federation of 20 April 2009, No. 95 “On approval of the forms for applying for and reporting on the expenditure of funds provided for the financial provision of expenditure on the payment of monthly child care benefits to persons implementing child care in practice and not liable to compulsory social insurance under the Federal Law “On state benefits for citizens with children”
65. Resolution of the Social Insurance Fund of the Russian Federation of 26 June 2009, No. 138 “On the approval of the forms for applying for and reporting on the expenditure of funds provided for the financial provision of expenditure on the payment of monthly child care benefits to persons implementing child care in practice and not liable to compulsory social insurance under the Federal Law “On state benefits for citizens with children”, granted by regional divisions of the Fund to the Social Insurance Fund of the Russian Federation”
66. Order of the Ministry of Health and Social Development of the Russian Federation of 2 February 2009, No. 36n “On the approval of forms for applying to receive other inter-budget transfers for the financial provision of budgetary expenditure of a constituent entity of the Russian Federation for the payment of a lump-sum monetary incentive to parents (adoptive parents) awarded the order of “Parental glory”, and for reporting on the implementation of budgetary expenditure of a constituent entity of the Russian Federation for the payment of a lump-sum monetary incentive to parents (adoptive parents) awarded the order of “Parental glory”, the source of financial provision of which are other inter-budget transfers out of the federal budget”
67. Order of the Ministry of Health and Social Development of the Russian Federation of 11 February 2009, No. 43n “On the approval of forms for reporting on the use of grants provided for financing the delivery to particular categories of citizens of a social service of additional free medical care with regard to the provision of essential medicines, medical devices and specialized medical nutritional products for children with disabilities”
68. Order of the Ministry of Health and Social Development of the Russian Federation of 16 February 2009, No. 46n “On the approval of a List of industries, professions and jobs, employment in which gives entitlement to receive free remedial and protective foods in connection with particularly harmful working conditions, diets of remedial and protective foods, regulations for the free issue of vitamin medication and Rules for the free issue of remedial and protective foods”

69. Order of the Ministry of Health and Social Development of the Russian Federation of 24 February 2009, No. 67n “On the procedure for conducting in 2009 additional medical examinations of working citizens”
70. Order of the Ministry of Health and Social Development of the Russian Federation of 3 March 2009, No. 85n “On the organization of work on the provision of monthly compensation payments to unemployed women with children aged up to three years, who have been dismissed in connection with the winding-up of an organization”
71. Order of the Ministry of Health and Social Development of the Russian Federation of 15 May 2009, No. 245n “On the approval of Rules for the filing of an application for the provision of a lump-sum payment out of maternal (family) capital funds and the procedure for its implementation”
72. Order of the Ministry of Health and Social Development of the Russian Federation of 22 June 2009, No. 357n “On the approval of model rules for the free issue of special clothing, special footwear and other means of personal protection to employees employed in jobs with harmful and (or) dangerous working conditions, as well as in jobs carried out under particular temperature conditions or connected with pollution”
73. Order of the Ministry of Health and Social Development of the Russian Federation of 22 July 2009, No. 540n (version of 29 October 2009) “On the approval of a list of sanatorium-and-spa institutions to which travel permits are granted for sanatorium-and-spa treatment to citizens entitled to receive state social assistance”
74. Order of the Ministry of Health and Social Development of the Russian Federation of 29 September 2009, No. 804n “On the approval of Rules for the conversion (assessment) of social support measures provided in kind for pensioners in accordance with legislation of the Russian Federation and legislation of the constituent entities of the Russian Federation with respect to payment for telephone usage, payment for residential accommodation and utilities and payment for travel on all kinds of passenger transport (urban, suburban and interurban) into monetary equivalents for calculating the total amount of material support for the pensioner”
75. Order of the Ministry of Health and Social Development of the Russian Federation of 2 October 2009, No. 808n “On the approval of the procedure for the delivery of obstetric and gynaecological care”
76. Order of the Ministry of Health and Social Development of the Russian Federation of 6 November 2009, No. 871n “On the approval of the form for calculation with respect to accrued and paid-in insurance contributions for compulsory social insurance in cases of temporary incapacity for work and in connection with maternity and with respect to compulsory social insurance against accidents at work and occupational diseases, as well as with respect to expenditure on the payment of insurance cover”
77. Order of the Ministry of Health and Social Development of the Russian Federation of 18 November 2009, No. 908n “On the approval of the procedure for recording insurance contributions for compulsory social insurance in case of temporary incapacity for work and in connection with maternity, penalties and fines, expenditure on the payment of insurance cover and calculations with respect to compulsory social insurance funds in case of temporary incapacity for work and in connection with maternity”
78. Order of the Ministry of Health and Social Development of the Russian Federation of 23 December 2009, No. 1012n “On the approval of the procedure and conditions for the allocation and payment of state benefits to citizens with children”
-

