



**Executive Board of the  
United Nations Development  
Programme and of the  
United Nations Population Fund**

Distr.: General

9 July 2007

English only

**Second regular session 2007**

10 to 14 September 2007, New York

Item 2 of the provisional agenda

**Financial, budgetary and administrative matters**

**Information on United Nations system regular and extra-budgetary  
technical cooperation expenditure, 2006  
Addendum**

**Statistical annex****Contents**

|                        | <i>Page</i> |
|------------------------|-------------|
| Abbreviations.....     | 3-4         |
| Note on the data ..... | 5-9         |

**List of statistical tables**

|         |   |       |
|---------|---|-------|
| Table 1 | United Nations system: summary of technical cooperation expenditure<br>by source of funding, 2005-2006 .....  | 10    |
| Table 2 | United Nations system: summary of technical cooperation<br>expenditure by sector, 2005-2006 .....   | 11    |
| Table 3 | United Nations system: technical cooperation expenditure by<br>category of expenditure, 2006.....   | 12-13 |
| Table 4 | Executing organizations: regular budget expenditure by<br>country or area, 2006. ....   | 14-17 |
| Table 5 | Executing organizations: extra-budgetary expenditure financed from<br>non-United Nations system multilateral sources by country or area, 2006 ..... | 18-20 |

|          | <i>Page</i>  |
|----------|--|
| Table 6  | Executing organizations: extra-budgetary expenditure financed from bilateral sources but channelled through the United Nations system by country or area, 2006 ..... 21-23 |
| Table 7  | United Nations system: technical cooperation expenditure originating from multilateral sources by country or area, 2006 ..... 24-25  |
| Table 8  | United Nations system: a detailed view of total technical cooperation assistance delivered, 2006..... 26-30  |
| Table 9  | Extra-budgetary contributions to agencies: bilateral and multilateral, excluding self-supporting, sources, 2006 ..... 31-40  |
| Table 10 | Extra-budgetary contributions to agencies: unilateral self-supporting sources, 2006..... 41-45   |
| Table 11 | WFP, UNICEF and UNFPA: contributions, 2002-2006 ..... 46-56  |
| Table 12 | UNDP: geographical distribution of expenditure, 2002-2006 ..... 57   |
| Table 13 | UNFPA: geographical distribution of expenditure, 2002-2006 ..... 58  |
| Table 14 | UNICEF: geographical distribution of expenditure, 2002-2006 ..... 59   |
| Table 15 | WFP: geographical distribution of expenditure, 2002-2006 ..... 60  |
| Table 16 | United Nations system: nominal technical cooperation expenditure, 1981-2006..... 61  |
| Table 17 | United Nations system: growth of nominal technical cooperation expenditure, 1981-2006 ..... 62   |
| Table 18 | Executing organizations and specialized agencies: technical cooperation expenditure funded from regular budgets, 1987-2006 ..... 63  |
| Table 19 | Executing organizations and specialized agencies: technical cooperation expenditure funded from extra-budgetary sources, 1987-2006..... 64                                 |
| Table 20 | Executing organizations and specialized agencies: extra-budgetary contributions for technical cooperation activities, 1981-2006 ..... 65                                   |
| Table 21 | Executing organizations and specialized agencies: growth of extra-budgetary contributions for technical cooperation activities, 1981-2006..... 66                          |
| Table 22 | Voluntary contributions received by UNDP, UNFPA, UNICEF and WFP, 1984-2006..... 67   |
| Table 23 | World Bank/IDA: project support expenditure, 2006..... 68-70   |

## Abbreviations

|         |  |
|---------|--|
| ACC     | Administrative Committee on Coordination                             |
| AfDB    | African Development Bank   |
| AFESD   | Arab Fund for Economic and Social Development                        |
| AGFUND  | Arab Gulf Programme for United Nations Development Organizations     |
| AsDB    | Asian Development Bank   |
| BADEA   | Arab Bank for Economic Development in Africa                         |
| CEC     | Commission of the European Communities                               |
| DESA    | Department of Economic and Social Affairs                            |
| DESIPA  | Department for Economic and Social Information and Policy Analysis   |
| DHA     | Department of Humanitarian Affairs of the United Nations Secretariat |
| DPKO    | Department of Peacekeeping Operations                                |
| EBE     | Extra-Budgetary Expenditures   |
| ECA     | Economic Commission for Africa                                       |
| ECE     | Economic Commission for Europe                                       |
| ECLAC   | Economic Commission for Latin America and the Caribbean              |
| ESCAP   | Economic and Social Commission for Asia and the Pacific              |
| ESCWA   | Economic and Social Commission for Western Africa                    |
| FAO     | Food and Agriculture Organization of the United Nations              |
| GCCC    | Government Cash Counterpart Contribution                             |
| GEF     | Global Environment Facility  |
| IAEA    | International Atomic Energy Agency                                   |
| IBRD    | International Bank for Reconstruction and Development                |
| ICAO    | International Civil Aviation Organization                            |
| IDA     | International Development Association                                |
| IFAD    | International Fund for Agricultural Development                      |
| IFC     | International Finance Corporation                                    |
| ILO     | International Labour Organization                                    |
| IMF     | International Monetary Fund  |
| IMO     | International Maritime Organization                                  |
| IOM     | International Organization for Migration                             |
| IPF     | Indicative Planning Figure   |
| ITC     | International Trade Centre   |
| ITU     | International Telecommunication Union                                |
| MSA     | Management Services Agreement  |
| NFTCE   | Non-UNDP-Financed Technical Cooperation Expenditures                 |
| NGO     | Non-Governmental Organization  |
| OAPI    | African Intellectual Property Organization                           |
| OCHA    | Office for the Coordination of Humanitarian Affairs                  |
| ODA     | Official Development Assistance                                      |
| RBE     | Regular Budgetary Expenditure  |
| SIS     | Special Industrial Services  |
| SMF/LDC | Special Measures Fund for the Least Developed Countries              |
| SPR     | Special Programme Resources  |

**Abbreviations (continued)**

|         |   |
|---------|---|
| UNCDF   | United Nations Capital Development Fund   |
| UNCED   | United Nations Conference on Environment and Development  |
| UNCHS   | United Nations Human Settlements Programme (HABITAT – formerly United Nations Centre for Human Settlements) |
| UNCTAD  | United Nations Conference on Trade and Development  |
| UNDCP   | United Nations Office on Drugs and Crime (formerly United Nations International Drug Control Programme)     |
| UNDP    | United Nations Development Programme  |
| UNEP    | United Nations Environment Programme  |
| UNESCO  | United Nations Educational, Scientific and Cultural Organization  |
| UNFALD  | United Nations Field Administration and Logistics Division  |
| UNFIP   | United Nations Fund for International Partnerships  |
| UNFPA   | United Nations Population Fund  |
| UNHCR   | Office of the United Nations Commissioner for Refugees  |
| UNICEF  | United Nations Children’s Fund  |
| UNIDO   | United Nations Industrial Development Organization  |
| UNIFEM  | United Nations Development Fund for Women   |
| UNITAR  | United Nations Institute for Training and Research  |
| UNOG    | United Nations Office at Geneva   |
| UNRFNRE | United Nations Revolving Fund for Natural Resources Exploration   |
| UNRWA   | United Nations Relief Works Agency for Palestine Refugees in the Near East                                  |
| UNSO    | Drylands Development Centre (formerly Office to Combat Desertification and Drought)                         |
| UNTFAD  | United Nations Trust Fund for African Development   |
| UNU     | United Nations University   |
| UNV     | United Nations Volunteers   |
| UPU     | Universal Postal Union  |
| WFP     | World Food Programme  |
| WHO     | World Health Organization   |
| WIPO    | World Intellectual Property Organization  |
| WMO     | World Meteorological Organization   |
| WTO     | World Tourism Organization  |
| WMU     | World Maritime University   |

## Note on the data

### A. Mandate

1. In its decision 81/34 of 27 June 1981, the Governing Council requested that the Administrator continue to provide data on the magnitude and composition of technical cooperation activities funded by organizations of the United Nations system.

### B. Presentation of the data

2. The raw data submitted by United Nations organizations for 2006 were checked for consistency and accuracy prior to processing and presentation in tables 1 through 11. The data contained in these tables are shown at both summary and detailed levels. Tables 1 through 8 provide data on technical cooperation expenditures, while tables 9, 10 and 11 reflect contributions. Tables 12 through 22 contain historical data on both contributions and expenditures since 1981. Data pertinent to the World Bank and IDA data are presented in table 23.

3. Table 1 presents a summary of technical cooperation expenditures by source organizations of the United Nations system, while table 2 presents the same data in the context of the Administrative Committee on Coordination (ACC) programme classification categories or sectors. These tables provide information at the aggregate level.

4. Table 3 presents an overview of the technical cooperation expenditures by executing agencies in the United Nations system. For each United Nations organization, expenditures are broken down according to category: Regular budget (A); United Nations system extra-budgetary sources other than UNDP (B1); non-United Nations system multilateral sources (B2); bilateral sources channelled through the United Nations system (C1); and unilateral 'self-supporting' sources (C2). It should be noted that all expenditures by UNDP, UNICEF and WFP are classified as (B1) expenditures, distributed according to sector. While this may appear to imply that these entities were directly responsible for the implementation of their entire programme, this is not necessarily the case; the aim is simply to preserve tractability and minimize double counting.

5. Tables 4 through 8 provide a detailed analysis of the organization's expenditure categories, regions and recipient countries contained in table 3. Specifically, table 4 breaks down regular budget expenditures as described in (A) above by country and organization. This makes it possible to ascertain the amount of regular budgetary expenditure incurred by a given organization in a given country.

6. Table 5 provides information on the distribution of expenditure of all non-United Nations system multilateral sources (B2), by country and organization. Normally the total in this table agrees with that of line B2 at the end of table 3 and at the extreme right column of the row. However, there may be instances where

there is a difference due to reporting anomalies in the presentation and/or interpretation of the data provided by the source organization.

7. Table 6 is identified by (C1) in table 3. It reflects the detailed breakdown by country and organization of bilateral resources channelled to the United Nations executing organizations and specialized agencies. The distribution by country and organization of unilateral expenditure (C2) routed to executing organizations and specialized agencies and back to the contributing countries is shown by the 'self-supporting expenditures' column of table 8; the total of this column is in agreement with the amount reflected in the extreme right column of line (C2) of table 3.

8. Table 9 provides data on extra-budgetary contributions to the executing organizations and specialized agencies, organized under the following headings: unilateral and bilateral sources (country or territory and NGOs) and multilateral sources (United Nations system and non-United Nations system). Contributions received by executing organizations and specialized agencies to fund 'self-supporting' technical cooperation expenditures are presented in table 10.

9. The remaining tables contain historical data with varying time periods between 1981 and 2006. Contributions to and expenditure by UNDP, UNFPA, UNICEF, and WFP from 2002 to 2006 are provided in tables 11 through 15. Technical cooperation expenditure, nominal amounts and rates of growth by the entire United Nations system for the period 1981 to 2006 are found in tables 16 and 17. Tables 18 and 19 reflect historical data on regular and extra-budgetary expenditure by executing organizations and specialized agencies. Tables 20 and 21 provide historical data and rates of growth of extra-budgetary contributions to executing organizations and specialized agencies. Table 22 reports historical summary data on voluntary contributions received by UNDP, UNFPA, UNICEF and WFP. Table 23 reflects 2006 data relating to World Bank and IDA assistance.

## C. Caveats

10. Use of the data in the present document may be guided by the application of the following caveats:

(a) *Scope.* The data on expenditure/contributions refer only to those for technical cooperation. The report defines technical cooperation activities to include the work of UNDP, executing organizations and specialized agencies, UNFPA, UNICEF and WFP.

(b) *Expenditure coverage.* All expenditure data refer to the field programme activities of the entities concerned. All expenditure data are net of administrative, support and other costs. Expenditure data thus refer to the actual amount of resources directly invested in developmental activities, which are classified here and in document DP/2007/42 as field programme expenditure. The only exception is WHO, whose expenditure is inclusive of those other costs.

(c) *The World Bank and the International Development Association (IDA).* In 1998 there was a shift in orientation and focus within the World Bank and IDA. These institutions would no longer specifically attempt to capture the technical

assistance components of their projects. This decision resulted in the introduction of a new lending instrument: learning and innovations loans (LILs). LILs provide structured support for small, time-sensitive projects. They are often used as companions to structural adjustment loans to address long-term capacity-building issues that are linked to economic policy reform. All data submitted by the World Bank and IDA for 2005 are presented in a separate table (table 23), which is new to this report.

(e) *Contributions – Organizations.* Data on contributions by United Nations organizations refer to extra-budgetary contributions only; regular budgetary contributions are not included in the report. Based on this premise, contribution data on United Nations organizations must not be equated with income.

(f) *Contributions – UNDP and UNFPA.* Data on contributions to UNDP and UNFPA refer to voluntary contributions to regular resources only. In the case of UNDP, cost-sharing, contributions to local office costs, government cash counterpart contributions, funds and trust funds, management services agreements and miscellaneous contributions have been excluded from the total. For both entities, voluntary contributions are not the same as total contributions or total income.

(g) *Contributions – UNICEF.* Contribution data refer to voluntary contributions to regular resources from Governments, the private sector and inter-organizational sources; contributions are not the same as total income.

## D. Terminology

11. The utility of the data contained in this addendum can be significantly enhanced through an understanding of the terminology employed. The most important definitions and concepts are given below.

12. *Technical cooperation activities.* These are activities that aim to promote increasing self-reliance and thus strengthen the conditions necessary for sustainable human development. All United Nations organizations reviewed in the present report (with the exception of the World Bank and the IDA, to some extent) are considered to engage in technical cooperation activities.

13. *Regular budget expenditures.* These refer to technical cooperation expenditures of executing organizations and specialized agencies financed from assessed budgets (i.e., contributions). Table 4 in the statistical annex contains detailed data on the regular budget expenditures of United Nations organizations. UNDP, UNICEF, UNFPA and WFP do not have regular budget expenditures because contributions are entirely voluntary.

14. *Extra-budgetary expenditures.* As distinct from regular budget contributions, these refer to expenditures by United Nations organizations financed from voluntary contributions originating from multilateral and bilateral sources.

15. *Multilateral.* Multilateral sources are divided into: (a) United Nations system (B1); and (b) multilateral sources outside the United Nations system (B2). Total B1 (see table 3) expenditure comprises organization B1 expenditures and rest-of-system B1 expenditures, excluding the World Bank and IDA.

Organization B1 expenditures fund technical cooperation activities from resources available within the United Nations system. Considerable efforts have been made to avoid the problem of double-counting – counting a payment and/or a receipt twice. Rest-of-system B1 comprises expenditures from UNDP, UNICEF, UNFPA and WFP.

16. *Bilateral.* Bilateral extra-budgetary expenditures are also grouped into two categories: (a) non-United Nations system sources (C1); and (b) unilateral self-supporting sources. The former comprises expenditures incurred against resources provided directly to a United Nations organization by a Member State or an NGO to fund technical cooperation activities in developing countries. The term ‘unilateral’ indicates that such expenditures finance activities within the country that made the contribution to the United Nations system. Unilateral expenditures are thus passed from the given country to the United Nations system and back to the same country, having acquired a dual character: unilateral because they return to the contributing country; bilateral because they were routed from a country to the United Nations system.

17. *Agency extra-budgetary contributions.* These are used to fund extra-budgetary expenditures. Extra-budgetary contributions are voluntary contributions, which may be tied to a specific purpose or geographic location and which are divided in two broad groups: bilateral and multilateral. Bilateral contributions are broken down into: (a) contributions from countries and territories, representing funds donated to the United Nations system to support activities in developing countries; (b) contributions from NGOs to the United Nations system; and (c) unilateral self-supporting contributions, made by a country to finance technical cooperation activities in that country. Multilateral contributions are subdivided into: (a) contributions from the United Nations system and (b) contributions originating outside the United Nations system, made by multilateral organizations that are not part of the United Nations system. Examples of such organizations are the African Development Bank and the Arab Gulf Programme for United Nations Development Organizations.



Statistical annex

Table 1. The United Nations system: summary of technical cooperation expenditure by source of funding, 2005-2006  
(in thousands of dollars)

| Agency               | Total agency technical cooperation expenditures |             | Funded by regular budgets |           | Funded by extra-budgetary sources other than UNDP, UNFPA, UNICEF and WFP |             | Technical cooperation expenditures by UNFPA |           | Technical cooperation expenditures by UNICEF and WFP |             | Technical cooperation expenditures by UNDP central resources |             | Technical cooperation expenditures by UNDP - d administered funds |             | Total UNDP  |             |
|----------------------|---|-------------|---------------------------|-----------|--|-------------|---|-----------|--|-------------|--|-------------|---|-------------|-------------|-------------|
|                      | 2005  | 2006        | 2005                      | 2006      | 2005   | 2006        | 2005  | 2006      | 2005   | 2006        | 2005   | 2006        | 2005  | 2006        | 2005        | 2006        |
| UNITED NATIONS       | 45 971.2  | 47 571.8    | 6 883.3                   | 5 072.2   | 38 707.9   | 42 499.6    | -   | -         | -  | -           | 6 034.0  | 3 400.0     | ( 27.0)   | ( 4.0)      | 6 007.0     | 3 396.0     |
| UNEP                 | 70 028.8  | 67 942.8    | -                         | -         | 70 028.8   | 67 942.8    | -   | -         | -  | -           | 8 836.1  | 5 000.0     | 1 077.0   | -           | 9 913.1     | 5 000.0     |
| UNCTAD               | 27 491.4  | 32 787.9    | 814.1                     | 606.6     | 26 677.3   | 31 951.3    | -   | -         | -  | -           | 861 213.0  | 869 200.0   | -   | -           | 861 213.0   | 869 200.0   |
| UNDP                 | -   | -           | -                         | -         | -  | -           | ( 114.6)                                    | -         | -  | -           | 2 270.3  | 2 000.0     | 27 655.0  | 30 307.0    | 29 925.3    | 32 907.0    |
| UNEP                 | -   | -           | -                         | -         | -  | -           | -   | -         | -  | -           | -  | -           | -   | -           | -           | -           |
| UNESCO               | 280 059.0                                       | 358 444.0   | -                         | -         | 280 059.0  | 358 444.0   | 86.9  | -         | -  | -           | 1 232.1  | 1 200.0     | 344.0   | 732.0       | 1 576.1     | 1 932.0     |
| UNFPA                | -   | -           | -                         | -         | -  | -           | 288 907.4                                   | -         | -  | -           | -  | -           | -   | -           | -           | -           |
| UNICEF               | -   | -           | -                         | -         | -  | -           | -   | 392 116.0 | 2 070 325.4  | -           | -  | -           | -   | -           | -           | -           |
| UNIDO                | 105 182.0                                       | 106 743.4   | 5 223.7                   | 3 698.3   | 99 958.3   | 103 045.2   | -   | -         | 1 960 433.8  | -           | 838.9  | 600.0       | 3 709.0   | 8 704.0     | 4 547.9     | 9 304.0     |
| UNITAR               | 481 025.8                                       | 597 967.7   | 18 990.5                  | 19 834.8  | 462 035.3  | 578 133.0   | 64.7  | -         | -  | -           | -  | -           | -   | -           | -           | -           |
| UNRWA                | -   | -           | -                         | -         | -  | -           | -   | -         | -  | -           | -  | -           | -   | -           | -           | -           |
| UNOPS                | -   | -           | -                         | -         | -  | -           | -   | -         | -  | -           | -  | -           | -   | -           | -           | -           |
| ECA                  | 9 460.4   | 10 983.7    | 3 713.5                   | 3 464.0   | 5 746.9  | 7 529.7     | 1 238.7                                     | -         | -  | -           | 80 719.3   | 59 800.0    | 120 355.0   | 67 576.0    | 201 074.3   | 127 376.0   |
| ECE                  | 9 451.1   | 8 690.0     | 1 512.9                   | 1 190.3   | 7 938.2  | 7 499.7     | 32.1  | -         | -  | -           | -  | -           | -   | -           | -           | -           |
| ECLAC                | 10 909.5  | 10 357.8    | 2 989.3                   | 1 827.8   | 7 940.2  | 8 530.0     | 523.6                                       | -         | -  | -           | -  | -           | -   | -           | -           | -           |
| ESCAP                | 11 826.3  | 11 187.6    | -                         | -         | 11 826.3   | 11 187.6    | 305.2                                       | -         | -  | -           | 91.5   | -           | -   | -           | 91.5        | -           |
| ESCAP                | 3 650.8   | 6 186.3     | 1 733.5                   | 1 690.5   | 1 917.3  | 4 495.7     | ( 24.6)                                     | -         | -  | -           | -  | -           | -   | -           | -           | -           |
| FAO                  | 382 574.2                                       | 420 793.3   | 50 327.3                  | 31 058.4  | 332 247.0  | 389 734.9   | 609.3                                       | -         | -  | -           | 2 071.2  | 1 400.0     | 31.0  | 1 411.0     | 2 102.2     | 2 811.0     |
| IAEA                 | 73 557.0  | 97 618.3    | 64 666.1                  | 78 248.0  | 8 890.9  | 19 370.3    | -   | -         | -  | -           | -  | -           | -   | -           | -           | -           |
| ICAO                 | 70 845.5  | 99 287.7    | -                         | -         | 70 845.5   | 99 287.7    | -   | -         | -  | -           | 5 210.7  | 4 200.0     | -   | -           | 5 210.7     | 4 200.0     |
| IFC                  | -   | -           | -                         | -         | -  | -           | -   | -         | -  | -           | -  | -           | -   | -           | -           | -           |
| ILO                  | 188 025.5                                       | 178 790.5   | 16 984.1                  | 7 155.4   | 169 041.4  | 171 635.1   | -   | -         | -  | -           | 2 933.8  | 2 000.0     | 11.0  | -           | 2 933.8     | 2 000.0     |
| IMF                  | -   | -           | -                         | -         | -  | -           | -   | -         | -  | -           | 3 265.3  | 5 000.0     | -   | -           | 3 276.3     | 5 000.0     |
| IMO                  | 10 422.9  | 9 692.1     | 6 191.0                   | 4 524.5   | 4 231.9  | 5 167.7     | -   | -         | -  | -           | -  | -           | -   | -           | -           | -           |
| ITC                  | 22 954.7  | 25 946.0    | -                         | -         | 22 954.7   | 25 946.0    | -   | -         | -  | -           | 196.4  | -           | -   | -           | 196.4       | -           |
| ITU                  | 12 462.8  | 11 971.3    | 5 375.1                   | 4 579.1   | 7 087.7  | 7 392.2     | -   | -         | -  | -           | 679.4  | 700.0       | -   | -           | 679.4       | 700.0       |
| UJU                  | 1 570.0   | 2 514.0     | 561.0                     | 895.0     | 1 009.0  | 1 616.0     | -   | -         | -  | -           | -  | -           | -   | -           | -           | -           |
| WFP                  | -   | -           | -                         | -         | -  | -           | -   | -         | 2 892 401.0  | 2 864 993.9 | -  | -           | -   | -           | -           | -           |
| WHO                  | 1 492 243.5                                     | 956 731.0   | 403 555.0                 | 209 100.0 | 1 078 688.5  | 747 631.0   | 2 452.1                                     | -         | -  | -           | -  | 100.0       | -   | -           | -           | 100.0       |
| WIPO                 | 13 247.0  | 14 351.0    | 7 513.0                   | 7 147.0   | 5 734.0  | 7 214.0     | -   | -         | -  | -           | 93.6   | 1 100.0     | -   | -           | 93.6        | 1 100.0     |
| WMO                  | 11 039.1  | 8 858.4     | -                         | -         | 11 039.1   | 8 858.4     | -   | -         | -  | -           | 755.9  | 400.0       | -   | -           | 755.9       | 400.0       |
| WTO                  | 1 239.4   | 1 510.9     | -                         | -         | 1 239.4  | 1 510.9     | -   | -         | -  | -           | 95.6   | -           | -   | -           | 95.6        | -           |
| WORLD BANK           | -   | -           | -                         | -         | -  | -           | -   | -         | -  | -           | -  | -           | -   | -           | -           | -           |
| IDA                  | -   | -           | -                         | -         | -  | -           | -   | -         | -  | -           | -  | -           | -   | -           | -           | -           |
| AfDB                 | -   | -           | -                         | -         | -  | -           | -   | -         | -  | -           | -  | -           | -   | -           | -           | -           |
| AFESD                | -   | -           | -                         | -         | -  | -           | -   | -         | -  | -           | -  | -           | -   | -           | -           | -           |
| ASDB                 | -   | -           | -                         | -         | -  | -           | -   | -         | -  | -           | -  | -           | -   | -           | -           | -           |
| EBRD                 | -   | -           | -                         | -         | -  | -           | -   | -         | -  | -           | -  | -           | -   | -           | -           | -           |
| NGOs                 | -   | -           | -                         | -         | -  | -           | 33 848.4                                    | -         | -  | -           | 24 557.9   | 34 600.0    | 18 385.0  | 16 143.0    | 42 946.9    | 52 743.0    |
| NEX                  | -   | -           | -                         | -         | -  | -           | 79 977.1                                    | -         | -  | -           | 1 358 831.1  | 1 624 300.0 | 212 830.0   | 234 760.0   | 1 571 661.1 | 1 859 060.0 |
| OTHERS <sup>a/</sup> | -   | -           | -                         | -         | -  | -           | 74.5  | -         | -  | -           | 2 550.3  | 3 500.0     | 711 767.0   | 851 686.0   | 714 317.3   | 855 186.0   |
| GCDC                 | -   | -           | -                         | -         | -  | -           | -   | -         | -  | -           | -  | -           | -   | -           | -           | -           |
| OTHERS <sup>b/</sup> | -   | -           | -                         | -         | -  | -           | -   | -         | -  | -           | 172 170.9  | 178 852.0   | 20 667.0  | 26 685.0    | 192 837.9   | 205 537.0   |
| TOTAL Agencies       | 3 322 837.9                                     | 3 086 937.6 | 596 883.3                 | 360 291.8 | 2 725 944.6  | 2 706 645.6 | 388 022.3                                   | 392 116.0 | 4 852 834.8  | 4 735 319.3 | 2 635 067.5  | 2 798 352.0 | 1 117 835.0   | 1 242 335.0 | 3 652 965.5 | 4 040 687.0 |

a/ The sum total of this column is equal to B1 minus [UNFPA+UNICEF+WFP+UNDP (central resources and administered funds)+B2+C1+C2 in table 3 or, alternatively, the sums of table 5 through table 7 minus [UNFPA+UNICEF+WFP+UNDP (central resources and administered funds) + "Self-supporting expenditures" of table 8.

b/ This column represents UNICEF and WFP expenditures for which the agency breakdown was not available for 2005, but unspecified agencies in 2006

c/ Based on expenditures from regular resources, cost-sharing

d/ central resources: UNIFEM - 400.0 + UNCDF - 3 100.0; Administered funds = UNSO+UNCDF+UNIFEM+Direct Execution

e/ In 2005 UNFPA reported an unspecified amount of 74.5

**Table 2. United Nations system: summary of technical cooperation expenditure by sector, 2005 - 2008**  
(In thousands of dollars)

| AOC Programme<br>Classification<br>Categories | Total agency<br>technical cooperation<br>expenditures |             | Funded by<br>regular<br>budgets |           | Funded by extra-budgetary<br>sources from UNDP,<br>UNEP-administered funds,<br>UNFPA, UNICEF<br>and WFP a/ | Technical cooperation<br>expenditures by<br>UNFPA | Technical cooperation<br>expenditures by<br>UNICEF | Technical cooperation<br>expenditures by<br>WFP | Central resources b/<br>Administered funds |             | Total       |             |
|---|---|-------------|---------------------------------|-----------|--|---|--|---|--|-------------|-------------|-------------|
|   | 2005  | 2006        | 2005                            | 2006      | 2005   | 2005  | 2006   | 2005  | 2006                                       | 2005        | 2006        | 2006        |
| 01 Political Affairs                          | 57 499.5  | 49 641.7    | 14 067.2                        | 13 224.7  | 43 112.3   | 36 417.0  | -  | -   | 103 852.6                                  | 160 085.6   | 23 581.0    | 127 533.6   |
| 02 General Development Issues                 | 2 067.1   | 3 133.8     | 1 546.3                         | 1 385.0   | 520.8  | 1 748.7   | -  | -   | 762 895.5                                  | 941 346.0   | 447 062.0   | 1 239 797.5 |
| 03 General Statistics                         | 19 249.7  | 18 424.3    | 4 786.8                         | 3 773.8   | 14 462.8   | 14 650.5  | -  | -   | 91 053.5                                   | 129 106.0   | 20 887.0    | 111 940.5   |
| 04 Natural Resources                          | 12 824.1  | 12 818.5    | 5 316.2                         | 4 484.2   | 7 507.9  | 8 324.3   | -  | -   | 32 307.8                                   | 41 528.1    | 3 814.0     | 36 121.8    |
| 05 Energy                                     | 402 861.4   | 445 147.7   | 57 840.4                        | 40 382.8  | 346 021.0  | 404 754.9   | -  | -   | 25 863.3                                   | 37 761.0    | 24 407.0    | 48 410.6    |
| 06 Agriculture, Forestry and Fisheries        | 14 244.3  | 13 935.7    | 3 666.1                         | 3 600.7   | 10 576.2   | 10 335.1  | -  | -   | 14 736.2                                   | 11 883.0    | 965.0       | 50 370.3    |
| 07 Industry                                   | 81 843.5  | 110 359.3   | 5 710.1                         | 4 870.1   | 76 133.5   | 105 689.2   | -  | -   | 489 465.8                                  | 594 803.6   | 20 540.0    | 167 413.9   |
| 08 Transport                                  | 31 951.9  | 42 855.5    | 7 347.8                         | 6 631.1   | 24 604.2   | 36 225.4  | -  | -   | 22 323.2                                   | 39 008.0    | 9 835.0     | 510 005.8   |
| 09 Communications and Information             | 79 330.4  | 65 455.3    | 2 933.4                         | 2 949.3   | 76 397.0   | 82 506.0  | -  | -   | 3 480.1                                    | 4 829.3     | 55.0        | 32 188.2    |
| 10 Trade and Development                      | 1 728.9   | 2 145.6     | -                               | 144.2     | 1 726.9  | 2 001.4   | -  | -   | 10 159.0                                   | 26 038.0    | 336.0       | 10 487.0    |
| 11 Population                                 | 72 789.4  | 69 192.8    | 87.5                            | -         | 72 701.9   | 69 192.8  | -  | -   | 26 016.0                                   | 52 962.5    | 1 992.0     | 20 370.0    |
| 12 Human Settlements                          | 1 512 291.8   | 1 000 140.5 | 424 779.3                       | 236 681.3 | 1 067 512.5  | 763 149.2   | -  | -   | 1 992.0                                    | 2 012.4     | 2 012.4     | 20 370.0    |
| 13 Health                                     | 149 167.3   | 190 583.4   | 5 301.2                         | 2 218.4   | 143 866.1  | 188 375.0   | -  | -   | 1 992.0                                    | 2 012.4     | 2 012.4     | 20 370.0    |
| 14 Education                                  | 59 217.4  | 57 660.8    | 9 126.9                         | 4 218.3   | 40 090.5   | 53 441.5  | -  | -   | 1 992.0                                    | 2 012.4     | 2 012.4     | 20 370.0    |
| 15 Employment                                 | 486 625.5   | 604 588.0   | 18 953.9                        | 3 834.6   | 467 671.6  | 599 741.5   | -  | -   | 1 992.0                                    | 2 012.4     | 2 012.4     | 20 370.0    |
| 16 Humanitarian Assistance                    | 128 235.2   | 136 971.9   | 5 078.2                         | 5 078.2   | 123 157.0  | 131 893.7   | -  | -   | 1 992.0                                    | 2 012.4     | 2 012.4     | 20 370.0    |
| 17 Social Development                         | 78 882.7  | 91 677.3    | 22 011.2                        | 25 510.0  | 56 876.5   | 66 167.4  | -  | -   | 1 992.0                                    | 2 012.4     | 2 012.4     | 20 370.0    |
| 18 Science and Technology                     | 73 031.9  | 82 710.5    | 8 002.5                         | 5 801.5   | 65 029.4   | 76 918.9  | -  | -   | 1 992.0                                    | 2 012.4     | 2 012.4     | 20 370.0    |
| 19 Environment                                | 705.0   | 1 260.2     | 332.0                           | 801.5     | 373.0  | 458.7   | -  | -   | 1 992.0                                    | 2 012.4     | 2 012.4     | 20 370.0    |
| 20 Unspecified                                | 12 109.3  | 11 187.6    | 24.7                            | -         | 12 084.6   | 11 187.6  | -  | -   | 1 992.0                                    | 2 012.4     | 2 012.4     | 20 370.0    |
| Others  | -   | -           | -                               | -         | -  | -   | -  | -   | 1 992.0                                    | 2 012.4     | 2 012.4     | 20 370.0    |
| GOCC  | -   | -           | -                               | -         | -  | -   | -  | -   | 1 992.0                                    | 2 012.4     | 2 012.4     | 20 370.0    |
| TOTAL (all sectors)                           | 3 322 837.9   | 3 068 937.6 | 496 784.1                       | 380 291.8 | 2 725 944.6  | 2 706 645.8                                       | 388 022.3  | 392 116.0                                       | 2 535 067.5                                | 2 798 352.0 | 1 117 839.0 | 3 652 906.5 |
|   |   |             |                                 |           |  |   |  |   |  |             |             | 4 040 687.0 |

a/ The sum total of this column is equal to B1 minus [UNFPA+UNICEF+WFP+UNDP/(central resources and administered funds)]+B2+C1+C2. In table 3 or, alternatively, the sums of table 7 minus [UNFPA+UNICEF+WFP+UNDP/(central resources and administered funds)] + table 5 + table 6 + "Self-supporting expenditures" of table 8.

b/ Based on expenditure from regular resources, cost-sharing



[illegible]

a/ For the sector represented by these numbers, see the left-hand column of table 2.

a/ For the sector represented by these numbers, see the left-hand column of table 2.  
b/ A - Regular budget  
B1 - Funded by United Nations system multilateral sources plus UNFPA, UNICEF, WFP and UNDP (central resources and administered funds).

B1 - Funded by United Nations system multilateral sources plus UNEFA, UNICEF, WFP and UNDP (central resources and administered funds).

B2 - Non-United Nations system multilateral sources.

C1 - Bilateral resources channelled through the United Nations system.

<sup>c/</sup> Sectoral breakdowns were not available for amounts under "Others".

d/ Includes DESA and DESIPA.

e/ The data provided by UNESCO under "Regular budget (category 'A') re

Note: This table is an overall summary of technical cooperation expenditure including support costs.

Note: This table is an overall summary of technical cooperation expenditures distribution of expenditures. The purpose of the table is to identify

Source of funds category "A" corresponds to the "Funded by reg-

UNFPA, UNICEF and WFP" column of tables 1 and 2 plus the c

Since total B1 of this table comprises agency expenditures fund-  
tables 4 through 7, and the Self-supporting expenditures fund-

total B1 - [UNFPA+UNICEF+WFP+UNDP](central resources and

Total multilateral expenditure from United Nations system sources

Table 4. Executing organizations: regular budget expenditure by country or area, 2006 a/  
(in thousands of dollars)

| Country or area                        | United Nations | UNCTAD | UNIDO  | UNRWA | ECA | EC | ECLAC | ESWA | FAO   | IAEA    | ILO  | ITU | UPU  | WHO     | WIPO | TOTAL   |
|--|----------------|--------|--------|-------|-----|----|-------|------|-------|---------|------|-----|------|---------|------|---------|
| Algeria                                | -              | -      | 89.4   | -     | -   | -  | -     | -    | 149.2 | 49.6    | 41.8 | -   | -    | 2 623.0 | -    | 2 963.0 |
| Albania                                | -              | -      | -      | -     | -   | -  | -     | -    | 42.8  | 703.5   | 6.0  | -   | -    | 180.0   | -    | 951.1   |
| Angola                                 | -              | -      | -      | -     | -   | -  | -     | -    | 128.1 | 1 281.1 | 8.3  | -   | -    | 488.0   | -    | 1 873.6 |
| Anguilla                               | -              | -      | -      | -     | -   | -  | -     | -    | 181.6 | 163.0   | 57.5 | -   | -    | 1 356.0 | -    | 1 758.1 |
| Antigua and Barbuda                    | -              | -      | -      | -     | -   | -  | -     | -    | 12.4  | -       | -    | -   | -    | 20.0    | -    | 41.4    |
| Argentina                              | -              | -      | -      | -     | -   | -  | -     | -    | 259.3 | 584.2   | 32.2 | -   | -    | 443.0   | -    | 1 326.7 |
| Armenia                                | -              | -      | -      | -     | -   | -  | -     | -    | 145.5 | 738.0   | 8.0  | -   | -    | 516.0   | -    | 1 402.6 |
| Aruba                                  | -              | -      | -      | -     | -   | -  | -     | -    | -     | -       | -    | -   | -    | -       | -    | -       |
| Australia                              | -              | -      | -      | -     | -   | -  | -     | -    | -     | -       | -    | -   | -    | -       | -    | -       |
| Azerbaijan                             | -              | -      | 37.1   | -     | -   | -  | -     | -    | 107.6 | 976.4   | -    | -   | -    | 306.0   | -    | 1 427.1 |
| Bahamas                                | -              | -      | -      | -     | -   | -  | -     | -    | 32.1  | -       | -    | -   | -    | 271.0   | -    | 303.1   |
| Bangladesh                             | -              | -      | -      | -     | -   | -  | -     | -    | 147.9 | 470.7   | 3.0  | -   | -    | 24.0    | -    | 465.2   |
| Barbados                               | -              | -      | -      | -     | -   | -  | -     | -    | 110.2 | 470.7   | 27.9 | -   | -    | 4 465.2 | -    | 4 652.2 |
| Belarus                                | -              | -      | 7.8    | -     | -   | -  | -     | -    | 13.6  | 764.8   | 18.3 | -   | -    | 12.2    | -    | 796.3   |
| Belize                                 | -              | -      | 12.3   | -     | -   | -  | -     | -    | 105.3 | -       | -    | -   | -    | 74.0    | -    | 191.6   |
| Benin                                  | -              | -      | -      | -     | -   | -  | -     | -    | 202.8 | 238.5   | 31.1 | -   | -    | 952.0   | -    | 1 425.3 |
| Bhutan                                 | -              | -      | -      | -     | -   | -  | -     | -    | 153.2 | -       | -    | -   | 23.0 | 1 435.0 | -    | 1 611.2 |
| Bolivia                                | -              | -      | 148.1  | -     | -   | -  | -     | -    | 19.8  | 438.5   | 8.6  | -   | -    | 869.0   | -    | 1 485.9 |
| Bosnia and Herzegovina                 | -              | -      | -      | -     | -   | -  | -     | -    | 23.7  | 328.2   | 10.2 | -   | -    | 243.0   | -    | 605.1   |
| Botswana                               | -              | -      | -      | -     | -   | -  | -     | -    | 171.4 | 80.2    | 35.0 | -   | -    | 985.0   | -    | 1 281.5 |
| Brazil                                 | -              | -      | -      | -     | -   | -  | -     | -    | 601.2 | 601.4   | 84.0 | -   | -    | 2 132.0 | -    | 3 418.6 |
| Brunei Darussalam                      | -              | -      | -      | -     | -   | -  | -     | -    | -     | -       | -    | -   | -    | 2.0     | -    | 2.0     |
| Bulgaria                               | -              | -      | -      | -     | -   | -  | -     | -    | 208.5 | 408.1   | 31.5 | -   | 70.0 | 1 000.0 | -    | 1 760.1 |
| Burkina Faso                           | -              | -      | 70.5   | -     | -   | -  | -     | -    | 36.6  | 238.5   | 37.4 | -   | -    | 1 136.0 | -    | 1 620.0 |
| Burundi                                | -              | -      | -      | -     | -   | -  | -     | -    | 164.6 | -       | 21.7 | -   | -    | 1 475.0 | -    | 1 661.3 |
| Cambodia                               | -              | -      | -      | -     | -   | -  | -     | -    | 112.3 | -       | 12.2 | -   | -    | 1 365.0 | -    | 1 477.3 |
| Cameroon                               | -              | -      | ( 0.5) | -     | -   | -  | -     | -    | 288.9 | 410.6   | 98.4 | -   | 38.0 | 1 360.0 | -    | 1 850.5 |
| Canada                                 | -              | -      | -      | -     | -   | -  | -     | -    | -     | -       | -    | -   | -    | 1 007.0 | -    | 1 782.4 |
| Cape Verde                             | -              | -      | -      | -     | -   | -  | -     | -    | 139.0 | -       | 8.0  | -   | -    | 860.0   | -    | 1 007.0 |
| Caribbean Islands                      | -              | -      | -      | -     | -   | -  | -     | -    | -     | -       | -    | -   | -    | -       | -    | -       |
| Central African Republic               | -              | -      | -      | -     | -   | -  | -     | -    | 109.8 | 45.3    | -    | -   | -    | 840.0   | -    | 949.8   |
| Central America                        | -              | -      | -      | -     | -   | -  | -     | -    | -     | -       | -    | -   | -    | 1 002.0 | -    | 1 157.0 |
| Central and Eastern European countries | -              | -      | -      | -     | -   | -  | -     | -    | -     | -       | -    | -   | -    | -       | -    | -       |
| Chad                                   | -              | -      | -      | -     | -   | -  | -     | -    | 272.8 | -       | 8.0  | -   | -    | 35.0    | -    | 43.0    |
| Chile                                  | -              | -      | -      | -     | -   | -  | -     | -    | 182.1 | 704.3   | 79.1 | -   | -    | 390.0   | -    | 1 315.5 |
| China                                  | -              | -      | 0.6    | -     | -   | -  | -     | -    | 42.6  | 42.6    | 16.4 | -   | -    | 2 880.4 | -    | 4 369.0 |
| China, Hong Kong                       | -              | -      | 56.4   | -     | -   | -  | -     | -    | 220.3 | 419.9   | 16.4 | -   | -    | 1 911.0 | -    | 2 507.0 |
| Commonwealth of Independent States     | -              | -      | -      | -     | -   | -  | -     | -    | 92.3  | -       | 14.6 | -   | -    | 1 012.0 | -    | 1 118.9 |
| Comoros                                | -              | -      | -      | -     | -   | -  | -     | -    | -     | -       | -    | -   | -    | -       | -    | -       |
| Congo                                  | -              | -      | -      | -     | -   | -  | -     | -    | 44.6  | -       | 6.5  | -   | -    | 1 114.0 | -    | 1 165.1 |
| Cook Islands                           | -              | -      | -      | -     | -   | -  | -     | -    | 79.5  | -       | -    | -   | -    | 302.5   | -    | 382.0   |
| Costa Rica                             | -              | -      | -      | -     | -   | -  | -     | -    | 356.4 | 163.3   | -    | -   | -    | 352.0   | -    | 811.7   |
| Côte d'Ivoire                          | -              | -      | -      | -     | -   | -  | -     | -    | 90.8  | 15.7    | 10.0 | -   | -    | 1 140.0 | -    | 1 266.2 |
| Croatia                                | -              | -      | 18.6   | -     | -   | -  | -     | -    | 81.1  | 346.1   | -    | -   | -    | 208.0   | -    | 653.7   |
| Cuba                                   | -              | -      | -      | -     | -   | -  | -     | -    | 257.9 | 791.3   | 4.4  | -   | -    | 449.0   | -    | 1 502.6 |
| Cyprus                                 | -              | -      | -      | -     | -   | -  | -     | -    | 72.4  | 72.4    | -    | -   | -    | 72.4    | -    | 235.6   |
| Czech Republic                         | -              | -      | -      | -     | -   | -  | -     | -    | 420.5 | -       | -    | -   | -    | 1 690.0 | -    | 2 010.5 |
| Democratic People's Republic of Korea  | -              | -      | -      | -     | -   | -  | -     | -    | -     | -       | -    | -   | -    | -       | -    | -       |
| Democratic Republic of the Congo       | -              | -      | -      | -     | -   | -  | -     | -    | 239.3 | 383.6   | 38.1 | -   | -    | 1 312.0 | -    | 1 971.0 |
| Djibouti                               | -              | -      | -      | -     | -   | -  | -     | -    | 114.5 | -       | 10.7 | -   | 11.0 | 900.2   | -    | 1 025.4 |
| Dominica                               | -              | -      | -      | -     | -   | -  | -     | -    | 33.4  | -       | -    | -   | -    | 854.0   | -    | 887.4   |
| Dominican Republic                     | -              | -      | 208.6  | -     | -   | -  | -     | -    | 218.5 | 38.0    | -    | -   | -    | 860.0   | -    | 1 136.5 |
| Ecuador                                | -              | -      | -      | -     | -   | -  | -     | -    | 340.2 | 494.9   | 23.5 | -   | -    | 1 315.0 | -    | 2 386.4 |
| Egypt                                  | -              | -      | -      | -     | -   | -  | -     | -    | 115.2 | 956.5   | 39.2 | -   | -    | 1 118.0 | -    | 2 229.6 |
| El Salvador                            | -              | -      | ( 0.3) | -     | -   | -  | -     | -    | 297.0 | 254.8   | -    | -   | -    | 764.0   | -    | 1 345.8 |
| Equatorial Guinea                      | -              | -      | -      | -     | -   | -  | -     | -    | 343.1 | -       | -    | -   | -    | 997.0   | -    | 1 340.1 |
| Eritrea                                | -              | -      | ( 2.6) | -     | -   | -  | -     | -    | 90.5  | 90.5    | 14.0 | -   | -    | 1 399.0 | -    | 1 495.7 |
| Estonia                                | -              | -      | -      | -     | -   | -  | -     | -    | 451.1 | -       | -    | -   | -    | 116.0   | -    | 567.1   |
| Ethiopia                               | -              | -      | ( 6.0) | -     | -   | -  | -     | -    | 137.2 | 1 070.9 | 79.6 | -   | -    | 1 070.0 | -    | 3 151.6 |
| French Guiana                          | -              | -      | -      | -     | -   | -  | -     | -    | 82.0  | -       | 31.5 | -   | -    | 1 171.5 | -    | 1 285.0 |
| French Polynesia                       | -              | -      | -      | -     | -   | -  | -     | -    | -     | -       | -    | -   | -    | 33.0    | -    | 33.0    |
| Gabon                                  | -              | -      | -      | -     | -   | -  | -     | -    | 220.2 | 184.7   | 9.0  | -   | -    | 908.0   | -    | 1 301.9 |



Table 4. (continued)

| Country or area                   | United Nations | UNCTAD | UNIDO   | UNRWA | ECA | ECE | ECLAC | ESOWA | FAO    | IAEA    | ILO  | IMO | ITU | UPU  | WHO     | WIPO | TOTAL   |
|-----------------------------------|----------------|--------|---------|-------|-----|-----|-------|-------|--------|---------|------|-----|-----|------|---------|------|---------|
| Gambia                            | -              | -      | -       | -     | -   | -   | -     | -     | 218.3  | 389.5   | 8.5  | -   | -   | -    | 919.0   | -    | 1 145.8 |
| Georgia                           | -              | -      | -       | -     | -   | -   | -     | -     | 8      | 8       | 8.1  | -   | -   | -    | 785.0   | -    | 785.0   |
| Ghana                             | -              | -      | -       | -     | -   | -   | -     | -     | 111.0  | 523.1   | 87.7 | -   | -   | -    | 965.0   | -    | 1 055.1 |
| Greece                            | -              | -      | -       | -     | -   | -   | -     | -     | -      | 65.1    | -    | -   | -   | -    | -       | -    | 65.1    |
| Grenada                           | -              | -      | -       | -     | -   | -   | -     | -     | 63.0   | -       | -    | -   | -   | -    | -       | -    | 63.0    |
| Guatemala                         | -              | -      | -       | -     | -   | -   | -     | -     | -      | -       | -    | -   | -   | -    | -       | -    | -       |
| Guinea                            | -              | -      | 24.8    | -     | -   | -   | -     | -     | 547.6  | 228.4   | -    | -   | -   | -    | 822.0   | -    | 1 622.8 |
| Guinea-Bissau                     | -              | -      | ( 3.3)  | -     | -   | -   | -     | -     | 296.4  | -       | 11.1 | -   | -   | -    | 1 158.0 | -    | 1 422.2 |
| Guyana                            | -              | -      | -       | -     | -   | -   | -     | -     | 708.4  | -       | -    | -   | -   | -    | 1 001.0 | -    | 1 709.4 |
| Haiti                             | -              | -      | 27.9    | -     | -   | -   | -     | -     | 32.4   | -       | -    | -   | -   | -    | 423.0   | -    | 455.4   |
| Honduras                          | -              | -      | -       | -     | -   | -   | -     | -     | 101.7  | 102.2   | 15.2 | -   | -   | -    | 915.0   | -    | 1 162.0 |
| Hong Kong, China                  | -              | -      | -       | -     | -   | -   | -     | -     | -      | -       | -    | -   | -   | -    | -       | -    | -       |
| Hungary                           | -              | -      | -       | -     | -   | -   | -     | -     | 361.1  | 226.6   | -    | -   | -   | -    | 842.0   | -    | 1 429.6 |
| Indonesia                         | -              | -      | 187.8   | -     | -   | -   | -     | -     | 227.4  | 148.2   | -    | -   | -   | -    | 135.0   | -    | 510.6   |
| Iran (Islamic Republic of)        | -              | -      | 335.3   | -     | -   | -   | -     | -     | 488.2  | 447.4   | 73.3 | -   | -   | -    | 4 171.0 | -    | 4 990.1 |
| Iraq                              | -              | -      | -       | -     | -   | -   | -     | -     | -      | -       | 81.3 | -   | -   | -    | 5 475.2 | -    | -       |
| Israel                            | -              | -      | -       | -     | -   | -   | -     | -     | 128.1  | 670.2   | 0.8  | -   | -   | -    | 1 038.0 | -    | 1 837.0 |
| Jamaica                           | -              | -      | ( 2.8)  | -     | -   | -   | -     | -     | 312.5  | 168.0   | 22.9 | -   | -   | -    | 961.0   | -    | 1 233.7 |
| Japan                             | -              | -      | -       | -     | -   | -   | -     | -     | 82.1   | 179.4   | -    | -   | -   | -    | 471.0   | -    | 1 683.0 |
| Jordan                            | -              | -      | -       | -     | -   | -   | -     | -     | -      | -       | -    | -   | -   | -    | 8.0     | -    | 8.0     |
| Kazakhstan                        | -              | -      | -       | -     | -   | -   | -     | -     | 95.0   | 762.5   | 18.1 | -   | -   | -    | 667.0   | -    | 1 562.6 |
| Kenya                             | -              | -      | -       | -     | -   | -   | -     | -     | 57.8   | 521.5   | 5.1  | -   | -   | -    | 259.0   | -    | 843.4   |
| Kiribati                          | -              | -      | ( 0.7)  | -     | -   | -   | -     | -     | 183.0  | 737.9   | 3.5  | -   | -   | -    | 1 293.0 | -    | 2 216.8 |
| Kuwait                            | -              | -      | -       | -     | -   | -   | -     | -     | 85.9   | -       | 9.2  | -   | -   | -    | 271.0   | -    | 366.1   |
| Kyrgyzstan                        | -              | -      | -       | -     | -   | -   | -     | -     | 3.6    | 35.3    | -    | -   | -   | -    | 50.0    | -    | 85.9    |
| Laos                              | -              | -      | -       | -     | -   | -   | -     | -     | 134.4  | 77.2    | 5.9  | -   | -   | -    | 348.0   | -    | 558.4   |
| Laos People's Democratic Republic | -              | -      | 42.8    | -     | -   | -   | -     | -     | 130.4  | 76.0    | 8.7  | -   | -   | 14.0 | 1 330.0 | -    | 1 389.3 |
| Latvia                            | -              | -      | -       | -     | -   | -   | -     | -     | 83.2   | 76.0    | -    | -   | -   | -    | 90.0    | -    | 173.2   |
| Lebanon                           | -              | -      | 70.5    | -     | -   | -   | -     | -     | 235.9  | 21.4    | 43.6 | -   | -   | -    | 623.0   | -    | 594.4   |
| Lesotho                           | -              | -      | -       | -     | -   | -   | -     | -     | 280.0  | -       | 45.9 | -   | -   | -    | 785.0   | -    | 1 120.9 |
| Liberia                           | -              | -      | -       | -     | -   | -   | -     | -     | 374.0  | -       | 96.8 | -   | -   | -    | 1 104.0 | -    | 1 594.8 |
| Libyan Arab Jamahiriya            | -              | -      | -       | -     | -   | -   | -     | -     | 50.3   | 559.0   | 20.0 | -   | -   | -    | 205.0   | -    | 814.3   |
| Lithuania                         | -              | -      | -       | -     | -   | -   | -     | -     | 299.2  | 379.9   | -    | -   | -   | -    | 96.0    | -    | 775.1   |
| Malawi                            | -              | -      | -       | -     | -   | -   | -     | -     | -      | -       | -    | -   | -   | -    | -       | -    | -       |
| Malaysia                          | -              | -      | -       | -     | -   | -   | -     | -     | 290.8  | 328.7   | 74.7 | -   | -   | -    | 1 094.0 | -    | 1 765.2 |
| Maldives                          | -              | -      | -       | -     | -   | -   | -     | -     | 8.5    | -       | 0.6  | -   | -   | -    | 958.0   | -    | 1 007.0 |
| Mali                              | -              | -      | 6.0     | -     | -   | -   | -     | -     | 60.4   | 441.3   | 16.1 | -   | -   | -    | 921.0   | -    | 1 038.8 |
| Malta                             | -              | -      | -       | -     | -   | -   | -     | -     | 283.5  | 141.5   | 20.3 | -   | -   | 8.0  | 1 094.0 | -    | 1 307.5 |
| Mauritania                        | -              | -      | -       | -     | -   | -   | -     | -     | ( 2.9) | 356.0   | -    | -   | -   | -    | 1 500.0 | -    | 1 773.5 |
| Mauritius                         | -              | -      | -       | -     | -   | -   | -     | -     | 84.4   | -       | -    | -   | -   | -    | 11.0    | -    | 86.1    |
| Mexico                            | -              | -      | 102.5   | -     | -   | -   | -     | -     | 183.4  | -       | 35.4 | -   | -   | -    | 109.0   | -    | 193.4   |
| Micronesia (Federated States of)  | -              | -      | -       | -     | -   | -   | -     | -     | 145.2  | 175.9   | 36.1 | -   | -   | -    | 1 085.0 | -    | 1 283.8 |
| Moldova                           | -              | -      | -       | -     | -   | -   | -     | -     | 145.2  | 656.4   | 70.5 | -   | -   | -    | 410.0   | -    | 757.2   |
| Mongolia                          | -              | -      | 22.5    | -     | -   | -   | -     | -     | 27.3   | -       | -    | -   | -   | -    | 1 405.0 | -    | 2 379.6 |
| Morocco                           | -              | -      | ( 22.1) | -     | -   | -   | -     | -     | -      | -       | -    | -   | -   | -    | 99.0    | -    | 126.3   |
| Mozambique                        | -              | -      | -       | -     | -   | -   | -     | -     | 336.4  | 597.6   | 24.6 | -   | -   | -    | 1 410.0 | -    | 2 381.2 |
| Myanmar                           | -              | -      | -       | -     | -   | -   | -     | -     | 49.5   | 307.9   | 12.0 | -   | -   | -    | 1 277.0 | -    | 1 676.4 |
| Namibia                           | -              | -      | -       | -     | -   | -   | -     | -     | 234.6  | 553.5   | 25.1 | -   | -   | -    | 1 080.0 | -    | 1 317.7 |
| Nauru                             | -              | -      | -       | -     | -   | -   | -     | -     | 199.8  | 247.4   | 2.8  | -   | -   | -    | 3 905.0 | -    | 4 258.3 |
| Nepal                             | -              | -      | -       | -     | -   | -   | -     | -     | 339.6  | -       | -    | -   | -   | -    | 711.0   | -    | 1 300.9 |
| Netherlands Antilles              | -              | -      | -       | -     | -   | -   | -     | -     | 168.4  | -       | -    | -   | -   | -    | 13.0    | -    | 121.4   |
| New Caledonia                     | -              | -      | -       | -     | -   | -   | -     | -     | 111.8  | -       | 34.5 | -   | -   | -    | 4 558.0 | -    | 4 701.3 |
| New Zealand                       | -              | -      | -       | -     | -   | -   | -     | -     | -      | -       | -    | -   | -   | -    | -       | -    | -       |
| Nicaragua                         | -              | -      | -       | -     | -   | -   | -     | -     | 280.6  | 707.8   | -    | -   | -   | -    | -       | -    | -       |
| Niger                             | -              | -      | -       | -     | -   | -   | -     | -     | 197.9  | 214.0   | 23.4 | -   | -   | -    | 705.0   | -    | 1 693.4 |
| Nigeria                           | -              | -      | 73.8    | -     | -   | -   | -     | -     | 262.4  | 1 267.2 | 38.9 | -   | -   | -    | 1 629.0 | -    | 2 064.3 |
| Niue                              | -              | -      | -       | -     | -   | -   | -     | -     | 131.6  | -       | -    | -   | -   | -    | 2 240.0 | -    | 3 872.3 |
| Oman                              | -              | -      | -       | -     | -   | -   | -     | -     | 53.1   | -       | 26.8 | -   | -   | -    | 116.0   | -    | 247.6   |
| Pakistan                          | -              | -      | 206.5   | -     | -   | -   | -     | -     | -      | -       | -    | -   | -   | -    | 503.0   | -    | 652.9   |
| Palau                             | -              | -      | -       | -     | -   | -   | -     | -     | 587.7  | 1 015.0 | 55.7 | -   | -   | 28.0 | 2 187.0 | -    | 4 078.9 |
| Paraguay                          | -              | -      | -       | -     | -   | -   | -     | -     | 331.1  | 360.5   | -    | -   | -   | -    | 91.0    | -    | 712.6   |
| Peru                              | -              | -      | -       | -     | -   | -   | -     | -     | 241.0  | -       | 38.6 | -   | -   | -    | 1 866.0 | -    | 1 955.6 |
| Philippines                       | -              | -      | 95.9    | -     | -   | -   | -     | -     | 112.8  | 178.1   | 14.8 | -   | -   | -    | 230.0   | -    | 631.2   |

Table 4. (continued)

| Country or area                           | United Nations | UNCTAD | UNIDO    | UNRWA | ECA | ECE | ECLAC | ESCWA | FAO      | IAEA     | ILO     | IMO | ITU | UPU   | WHO       | WIPO | TOTAL     |
|---|----------------|--------|----------|-------|-----|-----|-------|-------|----------|----------|---------|-----|-----|-------|-----------|------|-----------|
| Peru                                      | -              | -      | ( 7.1 )  | -     | -   | -   | -     | -     | 213.2    | 555.2    | 62.3    | -   | -   | -     | 1 526.0   | -    | 2 249.6   |
| Philippines                               | -              | -      | 15.9     | -     | -   | -   | -     | -     | 197.4    | 419.1    | 72.9    | -   | -   | -     | 772.0     | -    | 1 477.3   |
| Poland                                    | -              | -      | -        | -     | -   | -   | -     | -     | 297.5    | 265.3    | 1.2     | -   | -   | -     | 139.0     | -    | 703.1     |
| Portugal                                  | -              | -      | -        | -     | -   | -   | -     | -     | -        | 98.3     | -       | -   | -   | -     | -         | -    | 98.3      |
| Puerto Rico                               | -              | -      | -        | -     | -   | -   | -     | -     | -        | -        | -       | -   | -   | -     | 1.0       | -    | 1.0       |
| Qatar                                     | -              | -      | -        | -     | -   | -   | -     | -     | 5.5      | 250.1    | 10.8    | -   | -   | -     | -         | -    | 266.4     |
| Republic of Korea                         | -              | -      | -        | -     | -   | -   | -     | -     | 186.3    | 188.8    | -       | -   | -   | -     | 196.0     | -    | 384.6     |
| Republic of Moldova                       | -              | -      | -        | -     | -   | -   | -     | -     | 185.3    | 613.8    | 12.0    | -   | -   | -     | 314.0     | -    | 1 125.1   |
| Reunion                                   | -              | -      | -        | -     | -   | -   | -     | -     | -        | -        | -       | -   | -   | -     | -         | -    | -         |
| Romania                                   | -              | -      | 3.6      | -     | -   | -   | -     | -     | -        | 593.5    | 2.3     | -   | -   | -     | 127.0     | -    | 726.4     |
| Russian Federation                        | -              | -      | 18.0     | -     | -   | -   | -     | -     | 173.3    | 128.7    | 35.5    | -   | -   | -     | 571.0     | -    | 751.2     |
| Rwanda                                    | -              | -      | 171.5    | -     | -   | -   | -     | -     | -        | -        | 2.7     | -   | -   | -     | 1 328.0   | -    | 1 676.5   |
| Saint Helena                              | -              | -      | -        | -     | -   | -   | -     | -     | 101.4    | -        | -       | -   | -   | -     | -         | -    | 101.4     |
| Saint Kitts and Nevis                     | -              | -      | -        | -     | -   | -   | -     | -     | 107.6    | -        | -       | -   | -   | -     | 35.0      | -    | 136.4     |
| Saint Lucia                               | -              | -      | -        | -     | -   | -   | -     | -     | -        | -        | -       | -   | -   | -     | 43.0      | -    | 150.6     |
| Saint Vincent and the Grenadines          | -              | -      | -        | -     | -   | -   | -     | -     | 7.5      | -        | 1.6     | -   | -   | -     | 3.0       | -    | 12.1      |
| Samoa                                     | -              | -      | -        | -     | -   | -   | -     | -     | 149.6    | -        | -       | -   | -   | -     | 692.0     | -    | 841.6     |
| Sao Tome and Principe                     | -              | -      | -        | -     | -   | -   | -     | -     | 164.8    | -        | 7.8     | -   | -   | -     | 983.0     | -    | 1 155.4   |
| Saudi Arabia                              | -              | -      | -        | -     | -   | -   | -     | -     | 133.3    | 133.3    | -       | -   | -   | -     | 715.0     | -    | 848.3     |
| Senegal                                   | -              | -      | 10.0     | -     | -   | -   | -     | -     | 344.9    | 451.2    | 84.7    | -   | -   | 83.0  | 1 041.0   | -    | 1 984.8   |
| Serbia and Montenegro                     | -              | -      | -        | -     | -   | -   | -     | -     | 66.9     | 1 342.0  | 31.2    | -   | -   | -     | 325.0     | -    | 1 765.1   |
| Seychelles                                | -              | -      | -        | -     | -   | -   | -     | -     | 47.1     | 13.2     | 8.5     | -   | -   | -     | 393.0     | -    | 461.9     |
| Sierra Leone                              | -              | -      | 4.2      | -     | -   | -   | -     | -     | 185.2    | 340.8    | 5.7     | -   | -   | -     | 1 284.0   | -    | 1 820.9   |
| Singapore                                 | -              | -      | -        | -     | -   | -   | -     | -     | -        | -        | -       | -   | -   | -     | -         | -    | -         |
| Slovakia                                  | -              | -      | -        | -     | -   | -   | -     | -     | 237.0    | -        | -       | -   | -   | -     | 157.0     | -    | 394.0     |
| Slovenia                                  | -              | -      | 1.6      | -     | -   | -   | -     | -     | 58.8     | 224.7    | 13.9    | -   | -   | -     | 56.0      | -    | 290.7     |
| South Africa                              | -              | -      | 1.6      | -     | -   | -   | -     | -     | 15.1     | -        | 15.1    | -   | -   | -     | 927.0     | -    | 942.1     |
| South Korea                               | -              | -      | -        | -     | -   | -   | -     | -     | 184.7    | 558.4    | 33.9    | -   | -   | -     | 832.0     | -    | 1 709.0   |
| Spain                                     | -              | -      | -        | -     | -   | -   | -     | -     | -        | -        | -       | -   | -   | -     | -         | -    | -         |
| Sri Lanka                                 | -              | -      | 19.4     | -     | -   | -   | -     | -     | 90.0     | 690.8    | 49.1    | -   | -   | 8.0   | 2 119.0   | -    | 2 968.3   |
| Sudan                                     | -              | -      | -        | -     | -   | -   | -     | -     | 34.1     | 506.4    | 14.0    | -   | -   | -     | 2 158.0   | -    | 3 320.4   |
| Suriname                                  | -              | -      | -        | -     | -   | -   | -     | -     | 117.0    | -        | -       | -   | -   | -     | 229.0     | -    | 346.0     |
| Swaziland                                 | -              | -      | -        | -     | -   | -   | -     | -     | 85.9     | -        | 1.2     | -   | -   | -     | 929.0     | -    | 1 016.1   |
| Syrian Arab Republic                      | -              | -      | -        | -     | -   | -   | -     | -     | 165.9    | 364.9    | 33.4    | -   | -   | -     | 822.0     | -    | 1 388.2   |
| Tajikistan                                | -              | -      | ( 0.1 )  | -     | -   | -   | -     | -     | 225.1    | 1 203.3  | -       | -   | -   | -     | 796.0     | -    | 2 164.3   |
| Thailand                                  | -              | -      | -        | -     | -   | -   | -     | -     | 167.5    | 744.7    | 23.1    | -   | -   | -     | 2 441.0   | -    | 3 383.3   |
| The former Yugoslav Republic of Macedonia | -              | -      | -        | -     | -   | -   | -     | -     | 160.9    | 634.7    | 0.7     | -   | -   | -     | 832.0     | -    | 1 637.6   |
| Timor-Leste                               | -              | -      | 5.5      | -     | -   | -   | -     | -     | 121.0    | -        | 14.0    | -   | -   | -     | 975.0     | -    | 921.5     |
| Togo                                      | -              | -      | -        | -     | -   | -   | -     | -     | -        | -        | -       | -   | -   | -     | -         | -    | 1 110.0   |
| Tokelau Islands                           | -              | -      | -        | -     | -   | -   | -     | -     | -        | -        | -       | -   | -   | -     | 78.0      | -    | 78.0      |
| Tonga                                     | -              | -      | -        | -     | -   | -   | -     | -     | 68.2     | -        | -       | -   | -   | -     | 522.0     | -    | 590.2     |
| Trinidad and Tobago                       | -              | -      | -        | -     | -   | -   | -     | -     | 20.9     | -        | 3.7     | -   | -   | -     | 197.0     | -    | 221.6     |
| Trust Territory of the Pacific Islands    | -              | -      | -        | -     | -   | -   | -     | -     | 44.1     | -        | -       | -   | -   | -     | 44.1      | -    | 44.1      |
| Tunisia                                   | -              | -      | 7.1      | -     | -   | -   | -     | -     | 71.4     | 627.7    | 14.5    | -   | -   | -     | 615.0     | -    | 1 335.6   |
| Turkey                                    | -              | -      | -        | -     | -   | -   | -     | -     | 63.6     | 266.5    | 13.9    | -   | -   | -     | 683.0     | -    | 1 007.0   |
| Turkmenistan                              | -              | -      | -        | -     | -   | -   | -     | -     | -        | -        | -       | -   | -   | -     | 162.0     | -    | 162.0     |
| Turks and Caicos Islands                  | -              | -      | -        | -     | -   | -   | -     | -     | -        | -        | -       | -   | -   | -     | 2.0       | -    | 2.0       |
| Tuvalu                                    | -              | -      | -        | -     | -   | -   | -     | -     | 120.1    | -        | -       | -   | -   | -     | 30.0      | -    | 150.1     |
| Uganda                                    | -              | -      | 27.8     | -     | -   | -   | -     | -     | 315.5    | 254.2    | 9.5     | -   | -   | 13.0  | 1 011.0   | -    | 1 628.0   |
| Ukraine                                   | -              | -      | 172.7    | -     | -   | -   | -     | -     | 263.1    | 693.9    | 5.1     | -   | -   | -     | 1 404.8   | -    | 2 169.8   |
| United Arab Emirates                      | -              | -      | -        | -     | -   | -   | -     | -     | 14.2     | -        | 6.3     | -   | -   | -     | 17.0      | -    | 37.5      |
| United Republic of Tanzania               | -              | -      | 58.9     | -     | -   | -   | -     | -     | 343.6    | 685.0    | 54.7    | -   | -   | -     | 1 331.0   | -    | 2 473.3   |
| United States                             | -              | -      | -        | -     | -   | -   | -     | -     | -        | -        | -       | -   | -   | -     | 4.0       | -    | 4.0       |
| Uruguay                                   | -              | -      | 4.9      | -     | -   | -   | -     | -     | 238.9    | 698.5    | 22.3    | -   | -   | -     | 205.0     | -    | 1 167.6   |
| Uzbekistan                                | -              | -      | -        | -     | -   | -   | -     | -     | 298.5    | 624.9    | 5.2     | -   | -   | -     | 488.0     | -    | 1 416.6   |
| Vanuatu                                   | -              | -      | -        | -     | -   | -   | -     | -     | 122.6    | -        | 3.3     | -   | -   | -     | 711.0     | -    | 836.9     |
| Venezuela, Bolivarian Republic of         | -              | -      | ( 4.9 )  | -     | -   | -   | -     | -     | 229.2    | -        | 22.3    | -   | -   | -     | 885.0     | -    | 1 134.6   |
| Viet Nam                                  | -              | -      | 8.5      | -     | -   | -   | -     | -     | 21.7     | 761.8    | 45.3    | -   | -   | -     | 2 105.0   | -    | 2 942.4   |
| West Bank and Gaza                        | -              | -      | -        | -     | -   | -   | -     | -     | -        | -        | 20.6    | -   | -   | 38.0  | -         | -    | 58.6      |
| Yemen                                     | -              | -      | 113.6    | -     | -   | -   | -     | -     | 71.7     | 450.0    | 7.6     | -   | -   | 8.0   | 2 484.0   | -    | 3 134.6   |
| Zambia                                    | -              | -      | ( 65.5 ) | -     | -   | -   | -     | -     | 289.9    | 359.0    | 37.6    | -   | -   | 11.0  | 1 569.0   | -    | 1 987.5   |
| Zimbabwe                                  | -              | -      | -        | -     | -   | -   | -     | -     | 71.4     | 261.1    | 31.4    | -   | -   | -     | 477.0     | -    | 750.5     |
| Others                                    | -              | -      | 2.8      | -     | -   | -   | -     | -     | 1.4      | 51.8     | -       | -   | -   | -     | -         | -    | 543.0     |
| Total (all countries)                     | -              | -      | 2 412.9  | -     | -   | -   | -     | -     | 24 777.7 | 46 829.5 | 3 212.1 | -   | -   | 343.0 | 147 658.0 | -    | 225 033.2 |

Table 4. (continued)

| Country or area                          | United Nations | UNCTAD | UNIDO   | UNRWA    | ECA     | ECE     | ECLAC   | ESWA    | FAO      | IAEA     | ILO     | IMO     | ITU     | UPU   | WHO       | WIPO    | TOTAL     |
|--|----------------|--------|---------|----------|---------|---------|---------|---------|----------|----------|---------|---------|---------|-------|-----------|---------|-----------|
| Regional Africa                          | -              | -      | 318.6   | -        | 3 464.0 | -       | -       | -       | 1 477.2  | 8 327.3  | 1 213.3 | 1 588.9 | 1 051.9 | 102.0 | 1 725.0   | -       | 16 265.2  |
| Regional Arab States                     | -              | -      | ( 0.1)  | 19 834.8 | -       | -       | -       | 1 660.5 | 588.7    | -        | 215.2   | 234.4   | 355.5   | 192.0 | 10 374.0  | -       | 33 434.0  |
| Regional Asia and the Pacific            | -              | -      | 62.2    | -        | -       | -       | -       | -       | 1 085.2  | 6 710.9  | 574.4   | 748.6   | 640.5   | 112.0 | 18 012.0  | -       | 27 955.8  |
| Regional Europe                          | -              | -      | 63.4    | -        | -       | 1 190.3 | -       | -       | 370.9    | 7 805.8  | 61.9    | 0.0     | 174.7   | 80.0  | 14 487.0  | -       | 24 233.9  |
| Regional Latin America and the Caribbean | -              | -      | 284.9   | -        | -       | -       | 1 827.8 | -       | 1 756.7  | 5 768.7  | 571.4   | 890.1   | 480.5   | 24.0  | 13 724.0  | -       | 25 331.4  |
| Interregional e/                         | 5 072.2        | 806.6  | 40.0    | -        | -       | -       | -       | -       | 586.3    | 2 062.9  | 268.7   | 1 072.5 | 1 864.7 | 42.0  | -         | 7 147.0 | 16 045.7  |
| Global                                   | -              | -      | 516.5   | -        | -       | -       | -       | -       | 405.7    | 721.7    | 1 036.4 | -       | -       | -     | 3 320.0   | -       | 8 555.6   |
| Other                                    | -              | -      | -       | -        | -       | -       | -       | -       | -        | -        | -       | -       | -       | -     | -         | -       | -         |
| Total (Intercountry)                     | 5 072.2        | 806.6  | 1 266.4 | 19 834.8 | 3 464.0 | 1 190.3 | 1 827.8 | 1 660.5 | 6 280.7  | 31 418.4 | 3 943.3 | 4 524.5 | 4 579.1 | 552.0 | 61 642.0  | 7 147.0 | 155 256.6 |
| GRAND TOTAL                              | 5 072.2        | 806.6  | 3 698.3 | 19 834.8 | 3 464.0 | 1 190.3 | 1 827.8 | 1 660.5 | 31 058.4 | 78 248.0 | 7 155.4 | 4 524.5 | 4 579.1 | 895.0 | 209 100.0 | 7 147.0 | 380 291.8 |

a/ This table gives a detailed breakdown of total line A (regular budget) expenditures in table 3.

b/ The data provided by ECA does not include PSC.

c/ Data include support costs.

d/ ESCWA - General Statistics - Statistics Coordination Unit was budgeted as a new sub-programme in 2006-2007 under one account

e/ UN, UNCTAD, UNIDO, FAO, IAEA, ILO, UPU and WIPO reported interregional expenditure within their regular budgets with no further breakdown.





Table 5. (continued)

| Country or area                        | UNCHS | UNCTAD | UNESCO | UNIDO | UNRWA | ECA | ESCAP | ESCHWA | FAO     | IAEA | ICAO | ILO     | IMO | ITC     | ITU | UPU  | WIPO | WMO     | TOTAL   |
|--|-------|--------|--------|-------|-------|-----|-------|--------|---------|------|------|---------|-----|---------|-----|------|------|---------|---------|
| Malaysia                               | -     | -      | -      | -     | -     | -   | -     | -      | -       | -    | -    | -       | -   | 108.0   | -   | -    | -    | -       | 108.0   |
| Marshall Islands                       | -     | -      | -      | -     | -     | -   | -     | -      | 7.8     | -    | -    | -       | -   | -       | -   | -    | -    | 7.8     | 7.8     |
| Mali                                   | -     | -      | -      | -     | -     | -   | -     | -      | 6.8     | -    | -    | -       | -   | -       | -   | -    | -    | 6.8     | 6.8     |
| Mauritania                             | -     | -      | 491.0  | -     | -     | -   | -     | -      | -       | -    | -    | -       | -   | -       | -   | -    | -    | -       | 491.0   |
| Mauritius                              | -     | -      | -      | -     | -     | -   | -     | -      | 5.9     | -    | -    | -       | -   | -       | -   | -    | -    | 5.9     | 5.9     |
| Mexico                                 | -     | -      | -      | -     | -     | -   | -     | -      | 5.0     | -    | -    | -       | -   | -       | -   | -    | -    | 5.0     | 5.0     |
| Mongolia                               | -     | -      | -      | -     | -     | -   | -     | -      | 34.8    | -    | -    | -       | -   | 95.7    | -   | -    | -    | 35.7    | 95.7    |
| Morocco                                | -     | -      | -      | -     | -     | -   | -     | -      | 29.8    | -    | -    | -       | -   | -       | -   | 1.0  | -    | 30.8    | 30.8    |
| Mozambique                             | -     | -      | -      | -     | -     | -   | -     | -      | 23.8    | -    | -    | -       | -   | -       | -   | -    | -    | 23.8    | 23.8    |
| Myanmar                                | -     | -      | -      | -     | -     | -   | -     | -      | 443.8   | -    | -    | -       | -   | -       | -   | -    | -    | -       | 443.8   |
| Nauru                                  | -     | -      | -      | -     | -     | -   | -     | -      | 15.4    | -    | -    | -       | -   | -       | -   | -    | -    | 15.4    | 15.4    |
| Nepal                                  | -     | -      | -      | -     | -     | -   | -     | -      | 9.0     | -    | -    | -       | -   | 60.5    | -   | -    | -    | 69.5    | 69.5    |
| Netherlands                            | -     | -      | -      | -     | -     | -   | -     | -      | 2 073.2 | -    | -    | -       | -   | 2 073.2 | -   | -    | -    | 2 073.2 | 2 073.2 |
| Nicaragua                              | -     | -      | -      | -     | -     | -   | -     | -      | 28.9    | -    | -    | 940.6   | -   | -       | -   | -    | -    | 28.9    | 940.6   |
| Niger                                  | -     | -      | 1.0    | -     | -     | -   | -     | -      | -       | -    | -    | -       | -   | -       | -   | -    | -    | -       | -       |
| Nigeria                                | -     | -      | -      | -     | -     | -   | -     | -      | 44.4    | -    | -    | -       | -   | -       | -   | -    | -    | -       | 44.4    |
| Niue                                   | -     | -      | -      | -     | -     | -   | -     | -      | 10.0    | -    | -    | -       | -   | -       | -   | -    | -    | 10.0    | 10.0    |
| Pakistan                               | -     | -      | -      | 944.1 | -     | -   | -     | -      | 2 180.6 | -    | -    | -       | -   | 1 304.6 | -   | 24.0 | -    | 4 459.3 | 4 459.3 |
| Palau                                  | -     | -      | -      | -     | -     | -   | -     | -      | 6.3     | -    | 0.0  | -       | -   | -       | -   | -    | -    | 6.3     | 6.3     |
| Paraguay                               | -     | -      | -      | -     | -     | -   | -     | -      | 20.5    | -    | -    | -       | 1.3 | -       | -   | -    | -    | 21.8    | 21.8    |
| Peru                                   | -     | -      | 94.0   | -     | -     | -   | -     | -      | 25.4    | -    | -    | -       | -   | -       | -   | -    | -    | 119.4   | 119.4   |
| Philippines                            | -     | -      | -      | -     | -     | -   | -     | -      | 13.5    | -    | -    | 32.3    | -   | 108.4   | -   | -    | -    | 155.1   | 155.1   |
| Republic of Moldova                    | -     | -      | -      | -     | -     | -   | -     | -      | 402.0   | -    | -    | -       | -   | -       | -   | -    | -    | -       | -       |
| Russian Federation                     | 907.6 | 21.1   | -      | 443.6 | -     | -   | -     | -      | 155.5   | -    | -    | -       | -   | -       | -   | -    | -    | 1 774.3 | 1 774.3 |
| Rwanda                                 | -     | -      | 137.0  | -     | -     | -   | -     | -      | -       | -    | -    | -       | -   | -       | -   | -    | -    | 282.5   | 282.5   |
| Saint Kitts and Nevis                  | -     | -      | -      | -     | -     | -   | -     | -      | 0.8     | -    | -    | -       | -   | -       | -   | -    | -    | 0.8     | 0.8     |
| Saint Lucia                            | -     | -      | -      | -     | -     | -   | -     | -      | 7.8     | -    | -    | -       | -   | -       | -   | -    | -    | 7.8     | 7.8     |
| Saint Vincent and the Grenadines       | -     | -      | -      | -     | -     | -   | -     | -      | 23.0    | -    | -    | -       | -   | -       | -   | -    | -    | 23.0    | 23.0    |
| Samoa                                  | -     | -      | -      | -     | -     | -   | -     | -      | 7.4     | -    | -    | -       | -   | -       | -   | -    | -    | 7.4     | 7.4     |
| Sao Tome and Principe                  | -     | -      | -      | -     | -     | -   | -     | -      | -       | -    | -    | 118.3   | -   | -       | -   | -    | -    | -       | 118.3   |
| Senegal                                | -     | -      | -      | 401.7 | -     | -   | -     | -      | 12.6    | -    | -    | -       | -   | -       | -   | -    | -    | -       | -       |
| Serbia and Montenegro                  | 538.0 | -      | -      | -     | -     | -   | -     | -      | 74.4    | -    | -    | 20.3    | -   | -       | -   | -    | -    | -       | -       |
| Sierra Leone                           | -     | -      | 92.0   | -     | -     | -   | -     | -      | -       | 7.6  | -    | -       | -   | -       | -   | -    | -    | 7.6     | 7.6     |
| Slovakia                               | -     | -      | -      | -     | -     | -   | -     | -      | -       | -    | -    | -       | -   | -       | -   | -    | -    | -       | -       |
| Solomon Islands                        | -     | -      | -      | -     | -     | -   | -     | -      | -       | -    | -    | -       | -   | -       | -   | -    | -    | -       | -       |
| Somalia                                | -     | -      | -      | -     | -     | -   | -     | -      | 6 607.5 | -    | -    | 1 833.4 | -   | -       | -   | -    | -    | -       | 414.3   |
| Sri Lanka                              | 671.0 | -      | -      | -     | -     | -   | -     | -      | 2 415.6 | -    | -    | -       | -   | 607.6   | -   | -    | -    | 9 191.9 | 9 191.9 |
| Sudan                                  | -     | -      | -      | -     | -     | -   | -     | -      | 192.2   | -    | -    | -       | -   | -       | -   | -    | -    | 3 023.4 | 3 023.4 |
| Swaziland                              | -     | -      | -      | -     | -     | -   | -     | -      | 19.1    | -    | -    | -       | -   | -       | -   | -    | -    | 18.1    | 18.1    |
| Switzerland                            | -     | -      | -      | -     | -     | -   | -     | -      | 19.5    | -    | -    | -       | -   | -       | -   | -    | -    | 19.5    | 19.5    |
| Syrian Arab Republic                   | -     | -      | -      | -     | -     | -   | -     | -      | -       | -    | -    | -       | -   | -       | -   | -    | -    | -       | -       |
| Tajikistan                             | -     | -      | -      | -     | -     | -   | -     | -      | 508.9   | -    | -    | -       | -   | -       | -   | -    | -    | 926.9   | 926.9   |
| Taiwan                                 | -     | -      | -      | -     | -     | -   | -     | -      | 25.1    | -    | -    | 157.3   | -   | 110.5   | -   | -    | -    | 282.9   | 282.9   |
| Thailand                               | -     | -      | -      | -     | -     | -   | -     | -      | 669.3   | -    | -    | -       | -   | -       | -   | -    | -    | 869.3   | 869.3   |
| Timor-Leste                            | -     | -      | -      | -     | -     | -   | -     | -      | 23.0    | -    | -    | -       | -   | -       | -   | -    | -    | 23.0    | 23.0    |
| Togo                                   | -     | -      | -      | -     | -     | -   | -     | -      | 54.6    | -    | -    | -       | -   | -       | -   | -    | -    | 54.6    | 54.6    |
| Tonga                                  | -     | -      | -      | -     | -     | -   | -     | -      | -       | -    | -    | -       | -   | -       | -   | -    | -    | -       | -       |
| Trinidad and Tobago                    | -     | -      | -      | -     | -     | -   | -     | -      | 4.3     | -    | -    | -       | -   | -       | -   | -    | -    | 4.3     | 4.3     |
| Trust Territory of the Pacific Islands | -     | -      | -      | -     | -     | -   | -     | -      | -       | -    | -    | -       | -   | -       | -   | -    | -    | -       | -       |
| Tunisia                                | -     | -      | -      | -     | -     | -   | -     | -      | -       | -    | -    | -       | -   | -       | -   | -    | -    | -       | -       |
| Turkey                                 | -     | -      | -      | -     | -     | -   | -     | -      | -       | -    | -    | -       | -   | -       | -   | -    | -    | -       | -       |
| Turkmenistan                           | -     | -      | -      | -     | -     | -   | -     | -      | 12.5    | -    | -    | 1 539.5 | -   | -       | -   | -    | -    | 1 552.2 | 1 552.2 |
| Turks and Caicos Islands               | -     | -      | -      | -     | -     | -   | -     | -      | -       | -    | -    | -       | -   | -       | -   | -    | -    | -       | -       |
| Tuvalu                                 | -     | -      | -      | -     | -     | -   | -     | -      | 10.9    | -    | -    | -       | -   | -       | -   | -    | -    | 10.9    | 10.9    |
| Uganda                                 | -     | -      | -      | -     | -     | -   | -     | -      | 746.9   | -    | -    | -       | -   | -       | -   | -    | -    | 746.9   | 746.9   |
| Ukraine                                | -     | -      | -      | -     | -     | -   | -     | -      | 2.8     | -    | -    | -       | -   | -       | -   | -    | -    | 2.8     | 2.8     |
| United Arab Emirates                   | -     | -      | -      | -     | -     | -   | -     | -      | -       | -    | -    | -       | -   | -       | -   | -    | -    | -       | -       |
| United Kingdom                         | -     | -      | -      | -     | -     | -   | -     | -      | -       | -    | -    | -       | -   | -       | -   | -    | -    | -       | -       |
| United Republic of Tanzania            | -     | -      | 382.7  | -     | -     | -   | -     | -      | 768.2   | -    | -    | -       | -   | -       | -   | -    | -    | -       | 1 170.9 |
| United States                          | -     | -      | -      | -     | -     | -   | -     | -      | 36.6    | -    | -    | -       | -   | -       | -   | -    | -    | 36.6    | 36.6    |
| United States of America               | -     | -      | -      | -     | -     | -   | -     | -      | -       | -    | -    | -       | -   | -       | -   | -    | -    | -       | -       |
| Uruguay                                | -     | -      | 8.0    | -     | -     | -   | -     | -      | -       | -    | -    | -       | -   | -       | -   | -    | -    | 8.0     | 8.0     |
| Uzbekistan                             | -     | -      | -      | -     | -     | -   | -     | -      | -       | -    | -    | -       | -   | -       | -   | -    | -    | -       | -       |
| Vanuatu                                | -     | -      | -      | -     | -     | -   | -     | -      | -       | -    | -    | -       | -   | -       | -   | -    | -    | -       | -       |
| Venezuela, Bolivarian Republic of      | -     | -      | -      | -     | -     | -   | -     | -      | 9.6     | -    | -    | -       | -   | 170.9   | -   | -    | -    | 180.7   | 180.7   |
| Viet Nam                               | -     | -      | -      | -     | -     | -   | -     | -      | -       | -    | -    | -       | -   | -       | -   | -    | -    | -       | -       |
| West Bank and Gaza                     | -     | -      | -      | -     | -     | -   | -     | -      | -       | -    | -    | -       | -   | -       | -   | -    | -    | -       | -       |
| Yemen                                  | -     | -      | -      | -     | -     | -   | -     | -      | -       | -    | -    | -       | -   | -       | -   | -    | -    | -       | -       |

Table 5. (continued)

| Country or area                          | UNCHS          | UNCTAD         | UNESCO          | UNIDO          | UNRWA            | ECA          | ESCAP        | ESWA         | FAO             | IAEA           | ICAO           | ILO            | IMO          | ITC            | ITU            | UPU          | WIPO         | WMO          | TOTAL            |
|--|----------------|----------------|-----------------|----------------|------------------|--------------|--------------|--------------|-----------------|----------------|----------------|----------------|--------------|----------------|----------------|--------------|--------------|--------------|------------------|
| Zambia                                   | -              | -              | -               | -              | -                | -            | -            | -            | 893.0           | -              | -              | 16.9           | -            | -              | -              | -            | -            | -            | 710.0            |
| Zimbabwe                                 | -              | -              | -               | -              | -                | -            | -            | -            | 1 902.7         | -              | -              | -              | -            | -              | -              | -            | -            | -            | 1 902.7          |
| Others <sup>b/</sup>                     | ( 18.7)        | 502.1          | -               | -              | -                | -            | -            | -            | 302.9           | -              | 0.2            | -              | -            | -              | -              | -            | -            | -            | 788.3            |
| Unspecified                              | -              | -              | -               | -              | -                | -            | -            | -            | -               | -              | -              | -              | -            | -              | -              | -            | -            | -            | 0.2              |
| <b>Total (all countries)</b>             | <b>5 389.5</b> | <b>1 276.0</b> | <b>6 485.0</b>  | <b>3 336.4</b> | -                | -            | -            | -            | <b>34 076.1</b> | <b>416.1</b>   | <b>2.3</b>     | <b>5 180.7</b> | -            | -              | <b>3 626.8</b> | -            | <b>25.0</b>  | -            | <b>86 605.8</b>  |
| Regional Africa                          | 325.9          | 578.4          | 130.0           | 676.1          | -                | 188.3        | -            | -            | 1 098.2         | 20.5           | 1 594.7        | 425.9          | 27.0         | 1 282.0        | -              | 30.0         | -            | 147.9        | 6 480.9          |
| Regional Arab States                     | -              | -              | 15.0            | -              | 577 853.4        | -            | -            | 150.6        | 4.1             | -              | -              | -              | -            | -              | -              | 82.0         | -            | -            | 578 115.1        |
| Regional Asia and the Pacific            | -              | 13.5           | 294.0           | -              | -                | -            | 378.6        | -            | 1 902.2         | 467.8          | 487.8          | 254.2          | -            | 592.4          | 66.3           | 73.0         | -            | -            | 3 643.0          |
| Regional Europe                          | -              | -              | 156.0           | 3.2            | -                | -            | -            | -            | 9.8             | 636.6          | 148.8          | 513.3          | -            | -              | -              | -            | -            | -            | 1 667.5          |
| Regional Latin America and the Caribbean | 18.0           | -              | 31.0            | -              | -                | -            | -            | -            | 570.9           | 1.2            | 132.0          | 56.4           | -            | -              | -              | 127.0        | -            | -            | 936.5            |
| Interregional <sup>c/</sup>              | -              | -              | 2 215.0         | ( 3.6)         | -                | -            | -            | -            | 27 505.9        | -              | -              | 653.5          | -            | -              | 414.6          | -            | 173.0        | -            | 32 221.9         |
| Global                                   | 426.2          | 643.1          | 1 752.0         | -              | -                | -            | -            | -            | 31 999.6        | -              | -              | -              | 883.4        | -              | -              | -            | -            | -            | 34 361.4         |
| Other <sup>d/</sup>                      | -              | -              | -               | -              | -                | -            | -            | -            | -               | -              | -              | -              | -            | -              | -              | -            | -            | -            | -                |
| <b>Total (intercountry)</b>              | <b>770.0</b>   | <b>1 253.0</b> | <b>4 863.0</b>  | <b>676.8</b>   | <b>577 853.4</b> | <b>188.3</b> | <b>378.6</b> | <b>160.6</b> | <b>62 188.9</b> | <b>658.3</b>   | <b>2 343.1</b> | <b>1 903.3</b> | <b>710.4</b> | <b>2 289.0</b> | <b>66.3</b>    | <b>485.0</b> | -            | <b>788.3</b> | <b>657 288.3</b> |
| Extrabudgetary <sup>a/</sup> through W   | -              | -              | -               | -              | -                | -            | -            | -            | -               | -              | -              | -              | -            | -              | -              | -            | -            | -            | -                |
| Other agencies W                         | -              | -              | -               | -              | -                | -            | -            | -            | -               | -              | -              | -              | -            | -              | -              | -            | -            | -            | -                |
| GCCO                                     | -              | -              | -               | -              | -                | -            | -            | -            | -               | -              | -              | -              | -            | -              | -              | -            | -            | -            | -                |
| Others                                   | -              | -              | -               | -              | -                | -            | -            | -            | -               | -              | -              | -              | -            | -              | -              | -            | 171.0        | -            | 171.0            |
| <b>GRAND TOTAL</b>                       | <b>6 159.5</b> | <b>2 529.0</b> | <b>11 058.0</b> | <b>4 012.2</b> | <b>577 853.4</b> | <b>188.3</b> | <b>378.6</b> | <b>160.6</b> | <b>98 865.0</b> | <b>1 074.4</b> | <b>2 345.4</b> | <b>7 084.0</b> | <b>710.4</b> | <b>6 115.8</b> | <b>66.3</b>    | <b>510.0</b> | <b>171.0</b> | <b>780.4</b> | <b>718 013.1</b> |

Notes:

a/ Extrabudgetary contributions do not represent total contributions to agencies since contributions to regular budgets, based on assessments, have been excluded. This table is the same as B2 of table 3.

b/ The figures in this table have been rounded. WIPO classified B2 contributions as 'others' only for 171.1 This grand total = All countries + Intercountry + WIPO (others)

c/ ESCWA reported a significant decrease in 2006 expenditure which was the result of a decrease in contributions received from various donors

d/ ICAD reported a 38% increase in expenditure due to an increase in regional projects

e/ ITC experienced a 137% growth in expenditure for the 2006 reporting year. Additionally, there was a 900% increase due to contributions received from WHO.







Table 6. (continued)

| Country or area                                | United Nations  | UNC48           | UNCTAD          | UNESCO           | UNDO            | ECA            | ECE            | ECIAC          | ESCAP          | ESWA         | FAO              | IEA             | ICAO           | ILO              | IMO            | ITC             | ITU            | UPU          | WHO              | WFP            | WMO            | WTO            | TOTAL              |
|--|-----------------|-----------------|-----------------|------------------|-----------------|----------------|----------------|----------------|----------------|--------------|------------------|-----------------|----------------|------------------|----------------|-----------------|----------------|--------------|------------------|----------------|----------------|----------------|--------------------|
| Somalia  | -               | -               | -               | -                | 3 408.0         | -              | -              | -              | -              | -            | 3 611.1          | -               | -              | 1 597.7          | -              | -               | -              | -            | 9 400.0          | -              | -              | -              | 18 134.3           |
| South Africa                                   | -               | -               | -               | -                | 3 601.0         | -              | -              | -              | -              | -            | -                | 29.1            | -              | 1 104.2          | -              | 4.2             | -              | -            | 197.0            | -              | -              | -              | 1 795.9            |
| Sri Lanka                                      | -               | 83.9            | -               | -                | 74.0            | 493.8          | -              | -              | -              | -            | 8 370.7          | -               | -              | 8 072.9          | -              | -               | -              | -            | 880.0            | -              | -              | -              | 15 986.2           |
| Sudan  | -               | 727.0           | -               | -                | 36.8            | 144.0          | -              | -              | -              | -            | 18 088.0         | -               | -              | -                | -              | -               | -              | -            | 21 881.0         | -              | -              | -              | 41 070.9           |
| Suriname                                       | -               | -               | -               | -                | -               | -              | -              | -              | -              | -            | -                | -               | -              | -                | -              | -               | -              | -            | -                | -              | -              | -              | -                  |
| Swaziland                                      | -               | -               | -               | -                | 31.0            | -              | -              | -              | -              | -            | -                | -               | -              | -                | -              | -               | -              | -            | 3.0              | -              | -              | -              | 33.0               |
| Sweden   | -               | -               | -               | -                | 166.0           | -              | -              | -              | -              | -            | 194.2            | -               | -              | -                | -              | -               | -              | -            | 118.0            | -              | -              | -              | 692.0              |
| Switzerland                                    | -               | -               | -               | -                | -               | -              | -              | -              | -              | -            | -                | -               | -              | -                | -              | -               | -              | -            | -                | -              | -              | -              | 65.0               |
| System Arab Republic                           | -               | -               | -               | -                | 127.0           | -              | -              | -              | -              | -            | 722.6            | 4.4             | -              | -                | -              | -               | -              | -            | 32.0             | -              | -              | -              | 885.9              |
| Tajikistan                                     | -               | -               | -               | -                | 269.0           | -              | -              | -              | -              | -            | 510.0            | -               | -              | 33.6             | -              | 292.1           | -              | -            | 390.0            | -              | -              | -              | 1 321.7            |
| Thailand                                       | -               | -               | -               | -                | 219.0           | -              | -              | -              | -              | -            | 157.0            | 0.6             | -              | 230.2            | -              | -               | -              | -            | 116.0            | -              | -              | -              | 1 153.3            |
| The former Yugoslav Republic of Macedonia      | -               | -               | -               | -                | -               | -              | -              | -              | -              | -            | -                | -               | -              | -                | -              | -               | -              | -            | 174.0            | -              | -              | -              | 174.0              |
| Timor-Leste                                    | -               | -               | -               | -                | 194.0           | -              | -              | -              | -              | -            | 26.3             | -               | -              | 117.6            | -              | -               | -              | -            | 325.0            | -              | -              | -              | 783.9              |
| Togo   | -               | -               | -               | -                | 111.0           | -              | -              | -              | -              | -            | -                | -               | -              | 136.1            | -              | -               | -              | -            | 197.0            | -              | -              | -              | 396.1              |
| Tonga  | -               | -               | -               | -                | 22.0            | -              | -              | -              | -              | -            | -                | -               | -              | -                | -              | -               | -              | -            | -                | -              | -              | -              | 22.0               |
| Trinidad and Tobago                            | -               | -               | -               | -                | -               | -              | -              | -              | -              | -            | -                | -               | -              | -                | -              | -               | -              | -            | 3.0              | -              | -              | -              | 3.0                |
| Tunisia  | -               | -               | -               | -                | 32.0            | -              | -              | -              | -              | -            | -                | -               | -              | -                | -              | -               | -              | -            | 47.0             | -              | -              | -              | 1 461.1            |
| Turkey   | -               | -               | -               | -                | 2.0             | -              | -              | -              | -              | -            | 1 044.9          | 4.0             | -              | 843.6            | -              | -               | -              | -            | 650.0            | -              | -              | -              | 1 797.2            |
| Turks and Caicos Islands                       | -               | -               | -               | -                | -               | -              | -              | -              | -              | -            | -                | -               | -              | -                | -              | -               | -              | -            | -                | -              | -              | -              | -                  |
| Uganda   | -               | -               | -               | -                | 107.1           | -              | -              | -              | -              | -            | 2 328.8          | -               | -              | 411.4            | -              | -               | -              | -            | 9 408.0          | -              | -              | -              | 13 921.0           |
| Ukraine  | -               | -               | -               | -                | 83.0            | -              | -              | -              | -              | -            | -                | -               | -              | 867.9            | -              | -               | -              | -            | 1 240.0          | -              | -              | -              | 3 697.1            |
| United Arab Emirates                           | -               | -               | -               | -                | -               | -              | -              | -              | -              | -            | -                | -               | -              | -                | -              | -               | -              | -            | -                | -              | -              | -              | -                  |
| United Kingdom                                 | -               | -               | -               | -                | -               | -              | -              | -              | -              | -            | -                | -               | -              | -                | -              | -               | -              | -            | -                | -              | -              | -              | -                  |
| United Republic of Tanzania                    | -               | -               | -               | -                | 70.0            | -              | -              | -              | -              | -            | 3 266.5          | -               | -              | 1 760.1          | -              | -               | -              | -            | 3 910.0          | -              | -              | -              | 10 300.6           |
| United States                                  | -               | -               | -               | -                | -               | -              | -              | -              | -              | -            | -                | -               | -              | -                | -              | -               | -              | -            | -                | -              | -              | -              | -                  |
| Uruguay  | -               | -               | -               | -                | -               | -              | -              | -              | -              | -            | -                | -               | -              | -                | -              | -               | -              | -            | -                | -              | -              | -              | -                  |
| Uzbekistan                                     | -               | -               | -               | -                | 404.0           | -              | -              | -              | -              | -            | -                | -               | -              | 828.7            | -              | -               | -              | -            | 151.0            | -              | -              | -              | 1 460.0            |
| Venezuela                                      | -               | -               | -               | -                | 14.9            | -              | -              | -              | -              | -            | -                | -               | -              | -                | -              | -               | -              | -            | -                | -              | -              | -              | -                  |
| Venezuela, Bolivarian Republic of              | -               | -               | -               | -                | 117.0           | -              | -              | -              | -              | -            | -                | -               | -              | -                | -              | -               | -              | -            | -                | -              | -              | -              | -                  |
| Viet Nam                                       | -               | -               | -               | -                | 328.0           | -              | -              | -              | -              | -            | 900.2            | 18.4            | 0.2            | 1 965.4          | -              | -               | -              | -            | 3 330.0          | -              | -              | -              | 9 561.4            |
| West Bank and Gaza                             | -               | -               | -               | -                | -               | -              | -              | -              | -              | -            | -                | -               | -              | -                | -              | -               | -              | -            | -                | -              | -              | -              | -                  |
| Yemen  | -               | -               | -               | -                | 146.0           | -              | -              | -              | -              | -            | -                | -               | -              | 204.8            | -              | -               | -              | -            | 3 135.0          | -              | -              | -              | 3 487.8            |
| Zambia   | -               | -               | -               | -                | 89.8            | -              | -              | -              | -              | -            | 883.3            | -               | -              | 688.0            | -              | -               | -              | -            | 1 098.0          | -              | -              | -              | 2 722.9            |
| Zimbabwe                                       | -               | -               | -               | -                | 37.0            | -              | -              | -              | -              | -            | 660.6            | -               | -              | 136.2            | -              | -               | -              | -            | 1 526.0          | -              | -              | -              | 2 342.8            |
| Others <sup>b/</sup>                           | -               | -               | -               | -                | 110.3           | -              | -              | -              | -              | -            | 1 422.2          | 52.7            | -              | -                | -              | -               | -              | -            | 2 071.0          | -              | -              | -              | 7 239.8            |
| Unspecified                                    | -               | -               | -               | -                | -               | -              | -              | -              | -              | -            | -                | -               | -              | -                | -              | -               | -              | -            | -                | -              | -              | -              | 10.1               |
| <b>Total (All countries)</b>                   | <b>7 191.7</b>  | <b>12 188.0</b> | <b>2 692.0</b>  | <b>41 779.0</b>  | <b>29 100.8</b> | <b>-</b>       | <b>-</b>       | <b>1 348.0</b> | <b>-</b>       | <b>-</b>     | <b>119 283.7</b> | <b>1 656.1</b>  | <b>153.0</b>   | <b>70 794.2</b>  | <b>3 846.1</b> | <b>1 777.3</b>  | <b>777.3</b>   | <b>76.0</b>  | <b>351 733.0</b> | <b>6 840.0</b> | <b>426.1</b>   | <b>127.3</b>   | <b>652 240.9</b>   |
| Regional Africa                                | 2 628.3         | 4 600.6         | 458.5           | 4 699.0          | 916.9           | 7 342.9        | -              | -              | -              | -            | 22 723.8         | 466.9           | 36.8           | 19 503.9         | 460.4          | 1 224.4         | 178.9          | 226.0        | 117 067.0        | -              | 1 406.6        | -              | 163 976.0          |
| Regional Asia                                  | 84.8            | -               | -               | 15 844.0         | 891.2           | 84.8           | -              | -              | -              | -            | 1 010.2          | -               | -              | 798.1            | 15.3           | -               | -              | 22.0         | 39 208.0         | -              | -              | -              | 88 137.4           |
| Regional Asia and the Pacific                  | 1 015.5         | 555.4           | 1 144.5         | 5 817.0          | 1 044.2         | -              | -              | -              | 8 017.5        | -            | 13 106.5         | 656.5           | 1 210.7        | 8 978.3          | 309.6          | 170.1           | 97.1           | 64.0         | 38 006.0         | -              | -              | -              | 80 422.6           |
| Regional Europe                                | 543.9           | 599.7           | 631.7           | 2 337.0          | 473.4           | -              | -              | -              | -              | -            | 5 406.3          | 566.3           | 866.9          | 10 773.8         | 146.4          | 14.7            | -              | 8.0          | 5 106.0          | -              | -              | -              | 36 445.6           |
| Regional Latin America and the Caribbean       | -               | -               | -               | -                | -               | -              | -              | -              | -              | -            | -                | -               | -              | -                | -              | -               | -              | -            | -                | -              | -              | -              | -                  |
| Interregional                                  | 28 075.7        | -               | -               | 13 889.3         | 15 475.0        | 2 607.5        | -              | -              | -              | -            | 51 829.6         | 126.7           | 0.2            | 32 953.5         | 2 242.5        | -               | -              | 43.0         | -                | -              | -              | -              | 161 560.6          |
| Official                                       | 1 079.4         | 21 162.9        | -               | 28 531.0         | 8 446.4         | -              | -              | -              | -              | -            | 10 667.4         | -               | -              | 2 096.4          | -              | -               | -              | -            | -                | -              | -              | -              | 137 964.2          |
| Other  | -               | -               | -               | -                | -               | -              | -              | -              | -              | -            | -                | -               | -              | -                | -              | -               | -              | -            | -                | -              | -              | -              | -                  |
| <b>Total (Intercountry)</b>                    | <b>34 337.6</b> | <b>28 814.5</b> | <b>18 124.1</b> | <b>77 147.0</b>  | <b>14 300.4</b> | <b>7 342.9</b> | <b>7 486.7</b> | <b>6 613.5</b> | <b>8 017.5</b> | <b>153.2</b> | <b>100 841.0</b> | <b>7 817.5</b>  | <b>2 266.5</b> | <b>87 634.1</b>  | <b>3 868.8</b> | <b>18 588.8</b> | <b>627.4</b>   | <b>397.0</b> | <b>208 852.0</b> | <b>-</b>       | <b>2 013.1</b> | <b>1 062.0</b> | <b>716 132.7</b>   |
| Portfolios <sup>c/</sup> through <sup>d/</sup> | -               | -               | -               | -                | -               | -              | -              | -              | -              | -            | -                | -               | -              | -                | -              | -               | -              | -            | -                | -              | -              | -              | -                  |
| Specialized agencies <sup>e/</sup>             | -               | -               | -               | -                | -               | -              | -              | -              | -              | -            | -                | -               | -              | -                | -              | -               | -              | -            | -                | -              | -              | -              | -                  |
| IOCC   | -               | -               | -               | -                | -               | -              | -              | -              | -              | -            | -                | -               | -              | -                | -              | -               | -              | -            | -                | -              | -              | -              | -                  |
| Others   | -               | -               | -               | -                | -               | -              | -              | -              | -              | -            | -                | -               | -              | -                | -              | -               | -              | -            | -                | -              | -              | -              | -                  |
| <b>GRAND TOTAL</b>                             | <b>41 529.3</b> | <b>39 102.4</b> | <b>18 706.0</b> | <b>119 126.0</b> | <b>43 401.2</b> | <b>7 342.9</b> | <b>7 492.7</b> | <b>7 962.5</b> | <b>8 017.5</b> | <b>153.2</b> | <b>225 128.7</b> | <b>12 824.0</b> | <b>2 400.1</b> | <b>163 328.4</b> | <b>3 265.6</b> | <b>19 133.9</b> | <b>1 304.7</b> | <b>443.0</b> | <b>647 285.0</b> | <b>6 965.0</b> | <b>2 430.2</b> | <b>1 209.3</b> | <b>1 588 086.6</b> |

a/ This table gives a detailed breakdown of total C1 expenditures as given in table 3 of this annex. C1 expenditures, based on contributions from bilateral sources, are specific to the executing and specialized agencies; no other entity in the United Nations system has C1 expenditures.

b/ UNDO has a rounding of 1 presents expenditure for 1 a. 43 401.1 versus 43 401.2

c/ UNDO reported amounts under Hong Kong (China and China), in keeping with relevant rules of reporting on countries and territories, these have been combined.

d/ ECA experienced a 35% growth in expenditure due to increased contribution from Finland, GTZ, Netherlands, and UK

e/ ICAO experienced a 61% increase in expenditure due to additional new regional projects





Table 7. (continued)

| Country or area | United Nations | UNEP   | UNESCO | UNFPA | UNICEF | UNDO   | UNHCR | ECA | ECOWAS | PANU | MEA | ICAD | LO | MF | MD | ITC | ITU | WFP | WHO | WFPD | WMO | W. BANGKOK | NDOU | NEZ   | OW  | TOTAL  |
|-----------------|----------------|--------|--------|-------|--------|--------|-------|-----|--------|------|-----|------|----|----|----|-----|-----|-----|-----|------|-----|------------|------|-------|-----|--------|
| Algeria         | -              | 14,010 | 250    | 2,240 | 5,120  | 12,410 | -     | -   | -      | -    | -   | -    | -  | -  | -  | -   | -   | -   | 50  | -    | -   | -          | 26   | 4,890 | 130 | 43,240 |
| Algeria         | -              | 14,010 | 250    | 2,240 | 5,120  | 12,410 | -     | -   | -      | -    | -   | -    | -  | -  | -  | -   | -   | -   | 50  | -    | -   | -          | 26   | 4,890 | 130 | 43,240 |
| Algeria         | -              | 14,010 | 250    | 2,240 | 5,120  | 12,410 | -     | -   | -      | -    | -   | -    | -  | -  | -  | -   | -   | -   | 50  | -    | -   | -          | 26   | 4,890 | 130 | 43,240 |
| Algeria         | -              | 14,010 | 250    | 2,240 | 5,120  | 12,410 | -     | -   | -      | -    | -   | -    | -  | -  | -  | -   | -   | -   | 50  | -    | -   | -          | 26   | 4,890 | 130 | 43,240 |
| Algeria         | -              | 14,010 | 250    | 2,240 | 5,120  | 12,410 | -     | -   | -      | -    | -   | -    | -  | -  | -  | -   | -   | -   | 50  | -    | -   | -          | 26   | 4,890 | 130 | 43,240 |
| Algeria         | -              | 14,010 | 250    | 2,240 | 5,120  | 12,410 | -     | -   | -      | -    | -   | -    | -  | -  | -  | -   | -   | -   | 50  | -    | -   | -          | 26   | 4,890 | 130 | 43,240 |
| Algeria         | -              | 14,010 | 250    | 2,240 | 5,120  | 12,410 | -     | -   | -      | -    | -   | -    | -  | -  | -  | -   | -   | -   | 50  | -    | -   | -          | 26   | 4,890 | 130 | 43,240 |
| Algeria         | -              | 14,010 | 250    | 2,240 | 5,120  | 12,410 | -     | -   | -      | -    | -   | -    | -  | -  | -  | -   | -   | -   | 50  | -    | -   | -          | 26   | 4,890 | 130 | 43,240 |
| Algeria         | -              | 14,010 | 250    | 2,240 | 5,120  | 12,410 | -     | -   | -      | -    | -   | -    | -  | -  | -  | -   | -   | -   | 50  | -    | -   | -          | 26   | 4,890 | 130 | 43,240 |
| Algeria         | -              | 14,010 | 250    | 2,240 | 5,120  | 12,410 | -     | -   | -      | -    | -   | -    | -  | -  | -  | -   | -   | -   | 50  | -    | -   | -          | 26   | 4,890 | 130 | 43,240 |
| Algeria         | -              | 14,010 | 250    | 2,240 | 5,120  | 12,410 | -     | -   | -      | -    | -   | -    | -  | -  | -  | -   | -   | -   | 50  | -    | -   | -          | 26   | 4,890 | 130 | 43,240 |
| Algeria         | -              | 14,010 | 250    | 2,240 | 5,120  | 12,410 | -     | -   | -      | -    | -   | -    | -  | -  | -  | -   | -   | -   | 50  | -    | -   | -          | 26   | 4,890 | 130 | 43,240 |
| Algeria         | -              | 14,010 | 250    | 2,240 | 5,120  | 12,410 | -     | -   | -      | -    | -   | -    | -  | -  | -  | -   | -   | -   | 50  | -    | -   | -          | 26   | 4,890 | 130 | 43,240 |
| Algeria         | -              | 14,010 | 250    | 2,240 | 5,120  | 12,410 | -     | -   | -      | -    | -   | -    | -  | -  | -  | -   | -   | -   | 50  | -    | -   | -          | 26   | 4,890 | 130 | 43,240 |
| Algeria         | -              | 14,010 | 250    | 2,240 | 5,120  | 12,410 | -     | -   | -      | -    | -   | -    | -  | -  | -  | -   | -   | -   | 50  | -    | -   | -          | 26   | 4,890 | 130 | 43,240 |
| Algeria         | -              | 14,010 | 250    | 2,240 | 5,120  | 12,410 | -     | -   | -      | -    | -   | -    | -  | -  | -  | -   | -   | -   | 50  | -    | -   | -          | 26   | 4,890 | 130 | 43,240 |
| Algeria         | -              | 14,010 | 250    | 2,240 | 5,120  | 12,410 | -     | -   | -      | -    | -   | -    | -  | -  | -  | -   | -   | -   | 50  | -    | -   | -          | 26   | 4,890 | 130 | 43,240 |
| Algeria         | -              | 14,010 | 250    | 2,240 | 5,120  | 12,410 | -     | -   | -      | -    | -   | -    | -  | -  | -  | -   | -   | -   | 50  | -    | -   | -          | 26   | 4,890 | 130 | 43,240 |
| Algeria         | -              | 14,010 | 250    | 2,240 | 5,120  | 12,410 | -     | -   | -      | -    | -   | -    | -  | -  | -  | -   | -   | -   | 50  | -    | -   | -          | 26   | 4,890 | 130 | 43,240 |
| Algeria         | -              | 14,010 | 250    | 2,240 | 5,120  | 12,410 | -     | -   | -      | -    | -   | -    | -  | -  | -  | -   | -   | -   | 50  | -    | -   | -          | 26   | 4,890 | 130 | 43,240 |
| Algeria         | -              | 14,010 | 250    | 2,240 | 5,120  | 12,410 | -     | -   | -      | -    | -   | -    | -  | -  | -  | -   | -   | -   | 50  | -    | -   | -          | 26   | 4,890 | 130 | 43,240 |
| Algeria         | -              |        |        |       |        |        |       |     |        |      |     |      |    |    |    |     |     |     |     |      |     |            |      |       |     |        |

<sup>1</sup> This table gives a detailed breakdown of total B1 expenditures as given in table 3 of this annex.

Expenditures do not include overhead paid to executing agencies.

Includes UNO, UNCDF and UNIFEM. UNOPS, NGO and NEX report 275, 156 and 5 426 for operations under the Bratislava Regional Center

(Others) = 28.6 + 28.685 = 28.713

Q10178) = 28.6 + 28.685 = 28.713

UNFPA reported rounding of (1.0) as per their communication of 20 April 07

UN/CAO reported a 56% decrease in expenditures due to downsized operations in Afghanistan, DRC, and UNMIK/Kosovo. The significant increase in expenditure is a direct result of the amount spent from UNDG ITF contributions received in 2005 and 2006

the ICRC reported a 50% decrease in expenditures due to down-sized operations in Afghanistan, UNICEF, and UNHCR. Kosovo



**Table 8. United Nations system: a detailed view of total technical cooperation assistance delivered, 2006**  
(in thousands of dollars)

| Country or area                        | Agency regular budgets | Agency extra-budgetary | Self-supporting expenditures | Total Agency | UNFPA   | UNICEF   | WFP      | UNDP central funds | UNDP-administered funds | Total UNDP | GRAND TOTAL |
|--|------------------------|------------------------|------------------------------|--------------|---------|----------|----------|--------------------|-------------------------|------------|-------------|
| Afghanistan                            | 2 963.0                | 46 006.8               | 3 138.0                      | 52 107.7     | 4 056.0 | 55 666.7 | 94 872.2 | 58 919.0           | 145 115.0               | 204 034.0  | 410 636.6   |
| Albania                                | 951.1                  | 3 252.3                | 43.3                         | 4 246.7      | 584.0   | 3 455.8  | 7.9      | 2 826.0            | 6 473.0                 | 11 299.0   | 19 593.4    |
| Algeria                                | 1 873.6                | 1 879.0                | 52.2                         | 3 803.8      | 829.0   | 1 666.0  | 10 411.3 | 1 896.0            | 1 273.0                 | 3 169.0    | 19 869.2    |
| Angola                                 | 1 758.1                | 8 428.9                | 72.4                         | 10 259.4     | 2 362.0 | 43 359.3 | 28 053.6 | 25 964.0           | 5 602.0                 | 31 786.0   | 115 802.3   |
| Antigua and Barbuda                    | 41.4                   | -                      | 6 665.4                      | 6 666.8      | -       | -        | -        | -                  | 179.0                   | 179.0      | 6 875.8     |
| Argentina                              | 1 328.7                | 5 612.9                | 76.7                         | 7 218.3      | 546.0   | 3 089.3  | -        | 269 730.0          | 1 667.0                 | 271 397.0  | 262 250.6   |
| Armenia                                | 1 402.6                | 412.5                  | -                            | 1 815.1      | 500.0   | 1 460.1  | 2 725.4  | 3 238.0            | 1 365.0                 | 4 603.0    | 11 103.6    |
| Aruba                                  | -                      | -                      | -                            | -            | -       | -        | -        | -                  | -                       | -          | -           |
| Australia                              | -                      | 47.0                   | -                            | 47.0         | -       | -        | -        | -                  | -                       | -          | 47.0        |
| Austria                                | -                      | 119.0                  | -                            | 119.0        | -       | -        | -        | -                  | -                       | -          | 119.0       |
| Azerbaijan                             | 1 427.1                | 511.5                  | 250.0                        | 2 188.6      | 813.0   | 2 578.3  | 5 084.1  | 13 469.0           | 2 579.0                 | 16 048.0   | 26 712.0    |
| Bahamas                                | 303.1                  | 6.0                    | 0.2                          | 309.3        | -       | -        | -        | -                  | -                       | -          | 309.3       |
| Bahrain                                | 27.0                   | 30.0                   | 129.5                        | 186.5        | -       | -        | -        | 1 588.0            | 199.0                   | 1 787.0    | 1 973.5     |
| Bangladesh                             | 4 646.2                | 15 435.1               | 111.4                        | 20 192.7     | 7 175.0 | 29 261.7 | 48 521.1 | 17 699.0           | 6 616.0                 | 24 315.0   | 130 465.5   |
| Barbados                               | 122.2                  | 26.0                   | 21.6                         | 171.9        | -       | -        | 163.8    | 798.0              | 1 331.0                 | 2 129.0    | 2 484.7     |
| Belarus, Republic of                   | 949.3                  | 140.9                  | -                            | 1 090.2      | 280.0   | 943.7    | -        | 4 056.0            | 5 900.0                 | 9 956.0    | 12 269.9    |
| Belgium                                | 105.3                  | 199.8                  | -                            | 305.1        | -       | -        | -        | -                  | -                       | -          | 305.1       |
| Belize                                 | 86.3                   | 96.9                   | -                            | 185.2        | -       | 773.9    | -        | 24.0               | 434.0                   | 458.0      | 1 417.1     |
| Benin                                  | 1 425.3                | 902.7                  | 24.1                         | 2 352.1      | 1 738.0 | 11 392.6 | 3 140.9  | 11 479.0           | 6 107.0                 | 17 586.0   | 36 209.6    |
| Bhutan                                 | 1 611.2                | 506.2                  | 48.9                         | 2 166.3      | 1 356.0 | 2 469.3  | 1 694.4  | 2 328.0            | 691.0                   | 3 019.0    | 10 705.0    |
| Bolivia                                | 1 485.9                | 949.9                  | 1 682.3                      | 4 117.1      | 1 627.0 | 11 922.1 | 4 951.8  | 32 778.0           | 1 776.0                 | 34 554.0   | 57 172.0    |
| Bosnia and Herzegovina                 | 605.1                  | 2 076.4                | 12.4                         | 2 693.8      | 426.0   | 3 136.0  | -        | 11 146.0           | 5 290.0                 | 16 436.0   | 22 693.8    |
| Botswana                               | 1 261.5                | 697.9                  | 451.0                        | 2 430.4      | 895.0   | 2 327.5  | -        | 3 133.0            | 2 185.0                 | 5 318.0    | 10 970.9    |
| Bratislava Regional Center             | -                      | -                      | -                            | -            | -       | -        | -        | -                  | -                       | -          | -           |
| Brazil                                 | 3 418.6                | 17 558.1               | 214 923.1                    | 235 899.8    | 1 275.0 | 12 345.4 | -        | 228 875.0          | 7 084.0                 | 235 959.0  | 485 479.2   |
| British Virgin Islands                 | -                      | -                      | -                            | -            | -       | -        | -        | -                  | -                       | -          | -           |
| Brunei Darussalam                      | 2.0                    | 20.0                   | -                            | 22.0         | -       | -        | -        | -                  | -                       | -          | 22.0        |
| Bulgaria                               | 750.1                  | 1 066.4                | -                            | 1 836.5      | 369.0   | 805.5    | -        | 23 067.0           | 1 863.0                 | 24 930.0   | 27 841.0    |
| Burkina Faso                           | 1 629.0                | 3 037.5                | 125.5                        | 4 791.9      | 2 511.0 | 12 825.2 | 6 198.9  | 14 445.0           | 1 227.0                 | 15 672.0   | 41 999.1    |
| Burundi                                | 1 661.3                | 8 416.1                | 48.6                         | 10 127.9     | 1 119.0 | 25 499.0 | 46 970.4 | 5 169.0            | 4 911.0                 | 10 080.0   | 93 796.3    |
| Cambodia                               | 1 530.5                | 16 811.5               | 3 184.6                      | 21 526.6     | 2 612.0 | 22 713.8 | 13 940.1 | 19 898.0           | 9 457.0                 | 29 055.0   | 89 847.5    |
| Cameroon                               | 1 782.4                | 2 584.5                | 163.6                        | 4 510.5      | 3 087.0 | 7 215.0  | 2 739.6  | 4 026.0            | 477.0                   | 4 503.0    | 22 055.1    |
| Canada                                 | -                      | 54.0                   | -                            | 54.0         | -       | -        | -        | -                  | -                       | -          | 54.0        |
| Cape Verde                             | 1 007.0                | 540.3                  | 321.3                        | 1 868.5      | 990.0   | 653.6    | 931.8    | 1 195.0            | 1 242.0                 | 2 437.0    | 6 891.0     |
| Caribbean Islands                      | 840.0                  | 403.5                  | -                            | 1 243.5      | 3 473.0 | 2 930.1  | -        | -                  | -                       | -          | 7 646.6     |
| Central African Republic               | 1 157.0                | 2 553.8                | 143.3                        | 3 854.2      | 3 306.0 | 7 339.4  | 7 228.2  | 21 228.0           | -                       | 21 228.0   | 42 953.8    |
| Central America                        | 145.7                  | 24.8                   | -                            | 170.5        | -       | -        | -        | -                  | 1 036.0                 | 1 036.0    | 1 206.5     |
| Central and Eastern European countries | 43.0                   | 2 550.0                | -                            | 2 593.0      | -       | 0.2      | -        | -                  | -                       | -          | 2 593.2     |
| Chad                                   | 1 317.8                | 5 543.5                | (2.0)                        | 5 859.3      | 1 707.0 | 21 228.1 | 55 307.9 | 9 387.0            | 2 088.0                 | 11 455.0   | 95 557.3    |
| Chile                                  | 3 115.5                | 292.0                  | 276.1                        | 1 883.6      | 154.0   | 1 021.3  | -        | 23 203.0           | 3 294.0                 | 26 497.0   | 29 555.9    |
| China                                  | 4 380.4                | 18 611.7               | 547.6                        | 23 539.6     | 3 995.0 | 18 267.3 | 180.9    | 32 860.0           | 19 897.0                | 52 787.0   | 98 469.8    |
| Colombia                               | 1 611.0                | 1 008.6                | 3 017.2                      | 5 636.8      | 1 569.0 | 6 538.0  | 12 543.8 | 85 177.0           | 4 143.0                 | 89 320.0   | 115 603.6   |
| Commonwealth of Independent States     | 10.0                   | -                      | -                            | 10.0         | -       | -        | -        | -                  | -                       | -          | 10.0        |
| Comoros                                | 1 118.9                | 231.0                  | 83.0                         | 1 432.9      | 411.0   | 2 272.6  | -        | 1 573.0            | 1 929.0                 | 3 502.0    | 7 595.5     |
| Congo                                  | 1 165.1                | 1 080.1                | 495.0                        | 2 740.2      | 1 207.0 | 5 367.4  | 2 747.5  | 3 997.0            | 1 960.0                 | 5 957.0    | 18 013.1    |
| Cook Islands                           | 302.5                  | 95.7                   | 9.0                          | 407.2        | -       | -        | -        | 9.0                | 83.0                    | 92.0       | 495.2       |
| Costa Rica                             | 871.7                  | 702.6                  | 234.7                        | 1 809.0      | 564.0   | 818.9    | -        | 891.0              | 1 999.0                 | 2 890.0    | 6 081.9     |
| Côte d'Ivoire                          | 1 256.2                | 4 272.9                | 388.2                        | 5 917.3      | 2 935.0 | 18 636.3 | 23 790.7 | 11 373.0           | 1 501.0                 | 12 874.0   | 64 153.3    |
| Croatia                                | 653.7                  | 133.5                  | 1.5                          | 788.7        | -       | 784.3    | -        | 2 164.0            | 795.0                   | 2 959.0    | 4 532.0     |
| Cuba                                   | 1 502.8                | 1 563.8                | 46.2                         | 3 112.7      | 648.0   | 1 416.5  | 5 106.1  | 8 532.0            | 2 913.0                 | 11 445.0   | 21 729.3    |

Table 8. (continued)

| Country or area                       | Agency regular budgets<br>a/ | Agency extra-budgetary<br>b/ | Self-supporting expenditures | Total Agency | UNFPA    | UNICEF    | WFP       | UNDP central funds<br>d/ | UNDP-administered funds<br>e/ | Total UNDP | GRAND TOTAL |
|---------------------------------------|------------------------------|------------------------------|------------------------------|--------------|----------|-----------|-----------|--------------------------|-------------------------------|------------|-------------|
| Cyprus                                | 72.4                         | -                            | 158.8                        | 231.2        | -        | -         | -         | 4 859.0                  | 10 982.0                      | 15 841.0   | 16 072.2    |
| Czech Republic                        | 233.6                        | 18.3                         | 22.4                         | 274.3        | -        | -         | -         | -                        | -                             | -          | 274.3       |
| Democratic People's Republic of Korea | 2 010.5                      | 7 465.2                      | 110.6                        | 9 586.3      | 1 012.0  | 8 731.8   | 9 963.6   | 3 194.0                  | 1 257.0                       | 4 451.0    | 33 744.7    |
| Democratic Republic of the Congo      | 1 973.0                      | 26 551.8                     | 190.5                        | 28 715.2     | 9 458.0  | 88 689.1  | 47 873.7  | 112 037.0                | 118 093.0                     | 230 130.0  | 404 866.0   |
| Djibouti                              | 990.2                        | 1 506.0                      | -                            | 2 496.2      | 850.0    | 3 924.9   | 5 297.0   | 817.0                    | 1 254.0                       | 2 071.0    | 14 448.1    |
| Dominica                              | 33.4                         | -                            | -                            | 33.4         | -        | -         | -         | -                        | -                             | -          | -           |
| Dominican Republic                    | 1 136.5                      | 2 142.3                      | 194.0                        | 3 472.8      | 917.0    | 1 397.7   | 1.9       | 520.0                    | 17.0                          | 69.0       | 102.4       |
| Ecuador                               | 2 386.4                      | 1 299.5                      | 618.9                        | 4 304.8      | 889.0    | 4 351.7   | 1 145.9   | 33 176.0                 | 10 306.0                      | 6 778.0    | 12 587.4    |
| Egypt                                 | 2 229.6                      | 4 603.9                      | 1 212.0                      | 8 045.5      | 3 028.0  | 9 362.8   | 1 501.4   | 42 541.0                 | 6 029.0                       | 43 482.0   | 54 173.5    |
| El Salvador                           | 1 345.8                      | 2 491.6                      | 103.6                        | 3 941.0      | 1 375.0  | 2 945.1   | 2 283.3   | 14 560.0                 | 1 419.0                       | 48 570.0   | 70 507.7    |
| Equatorial Guinea                     | 1 340.1                      | 270.1                        | 39.9                         | 1 650.1      | 1 922.0  | 1 242.2   | -         | 2 741.0                  | 23.0                          | 2 764.0    | 7 578.3     |
| Eritrea                               | 1 475.7                      | 3 480.9                      | -                            | 4 956.6      | 1 766.0  | 19 273.3  | -         | 11 109.0                 | 1 686.0                       | 12 795.0   | 36 803.9    |
| Estonia                               | 567.1                        | 46.0                         | 1 284.1                      | 1 877.2      | -        | -         | -         | -                        | -                             | -          | 1 877.2     |
| Ethiopia                              | 3 151.6                      | 25 414.6                     | 504.2                        | 29 070.5     | 4 059.0  | 90 967.7  | 194 379.7 | 22 666.0                 | 2 514.0                       | 25 079.0   | 343 555.9   |
| Fiji                                  | 1 217.5                      | 357.8                        | 6.0                          | 1 581.3      | -        | -         | -         | 4 153.0                  | 3 916.0                       | 8 069.0    | 9 650.3     |
| Finland                               | -                            | 35.0                         | 37.6                         | 72.6         | -        | -         | -         | -                        | -                             | -          | 72.6        |
| France                                | -                            | 1 174.1                      | 209.9                        | 1 383.9      | -        | -         | -         | -                        | -                             | -          | 1 383.9     |
| French Guiana                         | 33.0                         | -                            | -                            | 33.0         | -        | -         | -         | -                        | -                             | -          | 33.0        |
| French Polynesia                      | -                            | -                            | -                            | -            | -        | -         | -         | -                        | -                             | -          | -           |
| Gabon                                 | 1 301.9                      | 339.3                        | 110.1                        | 1 751.4      | 398.0    | 1 755.5   | -         | 7 293.0                  | 1 539.0                       | 8 832.0    | 12 737.9    |
| Gambia                                | 1 145.8                      | 778.4                        | 432.3                        | 2 356.5      | 839.0    | 2 065.8   | 2 128.6   | 2 151.0                  | 129.0                         | 2 280.0    | 9 669.9     |
| Georgia                               | 755.0                        | 210.4                        | 987.1                        | 1 952.5      | 1 270.0  | 2 066.0   | 4 589.1   | 10 639.0                 | 2 822.0                       | 13 461.0   | 22 373.1    |
| Germany                               | -                            | 395.9                        | -                            | 395.9        | -        | -         | -         | -                        | -                             | -          | 395.9       |
| Ghana                                 | 1 690.7                      | 4 137.1                      | 72.1                         | 5 900.0      | 1 523.0  | 26 965.7  | 3 261.2   | 8 315.0                  | 6 326.0                       | 14 641.0   | 52 290.9    |
| Greece                                | 65.1                         | -                            | 465.1                        | 530.2        | -        | -         | -         | -                        | -                             | -          | 530.2       |
| Grenada                               | 63.0                         | 438.9                        | -                            | 501.9        | -        | -         | -         | 210.0                    | 82.0                          | 292.0      | 793.9       |
| Guam                                  | 15.0                         | -                            | -                            | 15.0         | -        | -         | -         | -                        | -                             | -          | 15.0        |
| Guatemala                             | 1 622.8                      | 1 769.4                      | 45 326.0                     | 48 718.2     | 3 909.0  | 7 034.1   | 15 047.6  | 93 587.0                 | 8 816.0                       | 102 403.0  | 177 111.8   |
| Guinea                                | 1 422.2                      | 898.1                        | 132.6                        | 2 452.9      | 2 360.0  | 8 503.5   | 10 661.8  | 4 881.0                  | 2 402.0                       | 30 409.2   | 30 409.2    |
| Guinea-Bissau                         | 1 709.4                      | 270.3                        | -                            | 1 979.7      | 1 114.0  | 6 124.4   | 3 843.9   | 4 897.0                  | -                             | 7 099.0    | 20 161.0    |
| Guyana                                | 455.4                        | 653.9                        | 51.3                         | 1 160.6      | -        | 1 677.8   | -         | 3 644.0                  | 1 951.0                       | 5 595.0    | 8 433.4     |
| Haiti                                 | 1 162.0                      | 4 880.2                      | 565.0                        | 6 607.2      | 3 887.0  | 11 170.3  | 14 686.5  | 21 881.0                 | 16 674.0                      | 38 555.0   | 74 906.0    |
| Holy See                              | -                            | 1.9                          | -                            | 1.9          | -        | -         | -         | -                        | -                             | -          | 1.9         |
| Honduras                              | 1 429.6                      | 1 371.7                      | 2 830.8                      | 5 632.1      | 1 914.0  | 2 221.3   | 1 921.9   | 104 311.0                | 2 621.0                       | 106 932.0  | 118 421.3   |
| Hungary                               | 510.6                        | 198.9                        | -                            | 709.5        | -        | -         | -         | -                        | -                             | -          | 709.5       |
| India                                 | 4 590.1                      | 44 833.1                     | 3 054.7                      | 52 477.8     | 13 911.0 | 116 256.1 | 14 980.2  | 26 736.0                 | 13 233.0                      | 39 969.0   | 237 604.1   |
| Indonesia                             | 5 478.2                      | 43 533.1                     | 90.8                         | 49 102.0     | 10 347.0 | 98 386.7  | 92 026.5  | 72 728.0                 | 22 896.0                      | 95 624.0   | 345 486.2   |
| Iran (Islamic Republic of)            | 1 837.0                      | 3 170.2                      | 481.0                        | 5 488.2      | 1 750.0  | 8 745.1   | 383.9     | 4 323.0                  | 2 628.0                       | 6 951.0    | 23 319.2    |
| Iraq                                  | 1 293.7                      | 75 339.9                     | -                            | 76 633.6     | 2 783.0  | 63 994.1  | 7 271.1   | 12 811.0                 | 56 863.0                      | 69 674.0   | 220 365.8   |
| Israel                                | 168.0                        | 40.5                         | -                            | 208.5        | -        | -         | -         | -                        | -                             | -          | 208.5       |
| Italy                                 | -                            | 6 069.0                      | -                            | 6 069.0      | -        | -         | -         | -                        | -                             | -          | 6 069.0     |
| Jamaica                               | 732.6                        | 99.9                         | 0.2                          | 832.6        | -        | 1 760.1   | -         | 1 165.0                  | 417.0                         | 1 582.0    | 4 174.7     |
| Jerusalem                             | -                            | -                            | -                            | -            | -        | 22 875.2  | -         | -                        | -                             | -          | 22 875.2    |
| Japan                                 | 8.0                          | 2 687.0                      | -                            | 2 695.0      | -        | -         | -         | -                        | -                             | -          | 2 695.0     |
| Jordan                                | 1 562.6                      | 2 295.4                      | 416.8                        | 4 274.8      | 728.0    | 1 377.3   | 500.1     | 3 444.0                  | 6 832.0                       | 10 276.0   | 17 156.2    |
| Kazakhstan                            | 843.4                        | 187.1                        | -                            | 1 030.6      | 614.0    | 1 820.0   | -         | 1 570.0                  | 4 867.0                       | 6 437.0    | 9 910.6     |
| Kenya                                 | 2 216.9                      | 11 342.8                     | 14.4                         | 13 573.9     | 3 656.0  | 31 540.8  | 153 134.1 | 11 437.0                 | 10 491.0                      | 21 928.0   | 223 834.8   |
| Kiribati                              | 368.1                        | 35.6                         | -                            | 403.7        | -        | -         | -         | -                        | -                             | -          | 403.7       |
| Kosovo                                | -                            | -                            | -                            | -            | 1 218.0  | -         | -         | 13 561.0                 | 844.0                         | 14 405.0   | 15 623.0    |
| Kuwait                                | 88.9                         | 172.2                        | 35.2                         | 296.3        | -        | -         | -         | 2 392.0                  | 5 378.0                       | 2 688.3    | 2 688.3     |
| Kyrgyzstan                            | 555.4                        | 1 390.6                      | -                            | 1 946.0      | 704.0    | 1 466.2   | -         | 6 802.0                  | -                             | 12 180.0   | 16 298.2    |

Table 8. (continued)

| Country or area                   | Agency regular budgets<br>\$l | Agency extra-budgetary<br>bl | Self-supporting expenditures | Total Agency | UNFPA    | UNICEF   | WFP<br>\$l | UNDP central funds<br>\$l | UNDP-administered funds<br>\$l | Total UNDP | GRAND TOTAL |
|-----------------------------------|-------------------------------|------------------------------|------------------------------|--------------|----------|----------|------------|---------------------------|--------------------------------|------------|-------------|
| Leao People's Democratic Republic | 1 366.8                       | 4 089.3                      | 786.0                        | 6 254.1      | 1 679.0  | 8 827.0  | 4 397.3    | 8 341.0                   | 3 496.0                        | 11 837.0   | 32 994.5    |
| Latvia                            | 282.3                         | 87.9                         | 152.5                        | 502.6        | -        | -        | -          | 98.0                      | 788.0                          | 887.0      | 1 389.6     |
| Lebanon                           | 994.4                         | 4 002.9                      | 637.1                        | 5 634.4      | 1 441.0  | 13 881.6 | 24 336.7   | 12 208.0                  | 5 239.0                        | 17 447.0   | 62 742.7    |
| Lesotho                           | 1 120.9                       | 1 718.9                      | 34.9                         | 2 874.7      | 2 930.0  | 5 085.2  | 10 637.6   | 3 157.0                   | 512.0                          | 3 669.0    | 22 810.5    |
| Liberia                           | 1 594.8                       | 2 616.2                      | 23.1                         | 4 234.1      | 2 930.0  | 26 607.9 | 34 281.9   | 22 625.0                  | 28 693.0                       | 51 218.0   | 119 271.9   |
| Libyan Arab Jamahiriya            | 814.3                         | 220.4                        | 5 273.3                      | 6 308.1      | -        | -        | 1 264.7    | 3 140.0                   | 29.0                           | 3 169.0    | 10 741.8    |
| Lithuania                         | 775.1                         | 95.4                         | 41.8                         | 912.3        | -        | -        | -          | 840.0                     | 693.0                          | 1 533.0    | 2 445.3     |
| Luxembourg                        | -                             | -                            | -                            | -            | -        | -        | -          | -                         | -                              | -          | -           |
| Macau                             | -                             | -                            | 3.5                          | 3.5          | -        | -        | -          | -                         | -                              | -          | 3.5         |
| Madagascar                        | 1 786.2                       | 3 749.1                      | 936.9                        | 6 472.2      | 1 486.0  | 11 769.6 | 4 013.8    | 12 485.0                  | 2 947.0                        | 15 432.0   | 39 173.5    |
| Malawi                            | 1 007.0                       | 2 736.7                      | 2.0                          | 3 745.7      | 4 270.0  | 25 939.3 | 48 663.6   | 11 874.0                  | 1 214.0                        | 13 088.0   | 95 706.6    |
| Malaysia                          | 1 038.8                       | 154.0                        | -                            | 1 192.8      | 413.0    | 2 089.2  | -          | 2 389.0                   | 5 100.0                        | 7 489.0    | 11 164.0    |
| Maldives                          | 1 357.5                       | 1 262.5                      | 50.0                         | 2 669.9      | 1 413.0  | 16 361.2 | 3 309.5    | 13 788.0                  | 10 116.0                       | 23 884.0   | 47 637.6    |
| Mali                              | 1 773.5                       | 3 034.9                      | 375.5                        | 5 183.9      | 2 548.0  | 15 015.4 | 16 896.6   | 13 403.0                  | 1 810.0                        | 15 213.0   | 54 856.9    |
| Malta                             | 364.1                         | -                            | 763.1                        | 1 127.2      | -        | -        | -          | -                         | -                              | -          | 1 127.2     |
| Marshall Islands                  | 193.4                         | 7.8                          | -                            | 201.3        | -        | -        | -          | -                         | -                              | -          | 201.3       |
| Mauritania                        | 1 293.8                       | 1 798.1                      | 43.2                         | 3 135.1      | 2 380.0  | 5 242.5  | 13 520.8   | 5 641.0                   | 6 025.0                        | 11 667.0   | 35 945.4    |
| Mauritius                         | 767.2                         | 434.6                        | 4.9                          | 1 206.8      | 121.0    | -        | -          | 2 336.0                   | 703.0                          | 3 039.0    | 4 365.8     |
| Mexico                            | 2 379.6                       | 14 164.8                     | 5 171.6                      | 21 716.0     | 2 248.0  | 5 127.0  | -          | 15 599.0                  | 7 995.0                        | 23 594.0   | 52 885.0    |
| Micronesia (Federated States of)  | 126.3                         | 6.5                          | -                            | 132.8        | -        | -        | -          | -                         | 652.0                          | 652.0      | 784.8       |
| Mongolia                          | 2 381.2                       | 1 340.9                      | 78.5                         | 3 800.7      | 1 710.0  | 2 712.0  | -          | 4 061.0                   | -                              | 4 061.0    | 12 283.7    |
| Montserrat                        | 1 675.4                       | 4 259.8                      | 218.6                        | 6 153.8      | -        | -        | -          | 60.0                      | -                              | 60.0       | 60.0        |
| Mozambique                        | 1 317.7                       | 7 908.5                      | 2 001.4                      | 11 227.6     | 10 105.0 | 26 222.5 | 36 870.7   | 11 897.0                  | 3 987.0                        | 15 884.0   | 100 309.7   |
| Myanmar                           | 4 258.3                       | 5 033.3                      | 80.8                         | 9 372.4      | 3 784.0  | 26 716.1 | 9 526.7    | 29 036.0                  | 3 974.0                        | 33 010.0   | 82 419.2    |
| Namibia                           | 1 300.9                       | 678.4                        | 737.3                        | 2 717.5      | 670.0    | 4 354.4  | 2 487.7    | 1 998.0                   | 6 986.0                        | 8 986.0    | 19 196.7    |
| Nauru                             | 121.4                         | 15.4                         | 0.3                          | 137.1        | -        | -        | -          | -                         | -                              | -          | 137.1       |
| Nepal                             | 4 701.3                       | 6 983.6                      | 321.9                        | 12 016.9     | 6 508.0  | 18 713.1 | 25 344.8   | 17 630.0                  | 785.0                          | 18 415.0   | 80 997.8    |
| Netherlands                       | -                             | 2 080.2                      | -                            | 2 080.2      | -        | -        | -          | -                         | -                              | -          | 2 080.2     |
| Netherlands Antilles              | -                             | -                            | 24.0                         | 24.0         | -        | -        | -          | -                         | -                              | -          | 24.0        |
| New Caledonia                     | -                             | -                            | 201.0                        | 201.0        | -        | -        | -          | -                         | -                              | -          | 201.0       |
| New Zealand                       | -                             | -                            | -                            | -            | -        | -        | -          | -                         | -                              | -          | -           |
| Nicaragua                         | 1 683.4                       | 2 220.3                      | 11.4                         | 3 925.0      | 2 554.0  | 5 280.6  | -          | -                         | -                              | -          | -           |
| Niger                             | 2 064.3                       | 11 161.4                     | 45.9                         | 13 271.6     | 3 680.0  | 29 052.2 | 10 416.5   | 19 504.0                  | 4 421.0                        | 23 925.0   | 46 081.1    |
| Nigeria                           | 3 872.3                       | 32 179.2                     | 8 383.7                      | 44 435.1     | 8 531.0  | 98 729.9 | 38 156.5   | 10 568.0                  | 2 225.0                        | 12 793.0   | 96 953.3    |
| Niue                              | 247.6                         | ( 1.0)                       | -                            | 246.6        | -        | -        | -          | 40 965.0                  | 110 642.0                      | 151 607.0  | 303 303.0   |
| Norway                            | -                             | 33.0                         | -                            | 33.0         | -        | -        | -          | -                         | 74.0                           | 74.0       | 320.6       |
| Onan                              | 582.9                         | 370.4                        | 268.9                        | 1 223.2      | 532.0    | 467.7    | -          | -                         | -                              | -          | 33.0        |
| Pacific multi-islands             | -                             | -                            | -                            | -            | 2 248.0  | 5 471.0  | -          | -                         | -                              | -          | 2 222.9     |
| Pakistan                          | 4 078.9                       | 43 519.6                     | 2 478.1                      | 50 076.6     | 9 415.0  | 97 422.7 | 113 280.8  | 25 959.0                  | 19 129.0                       | 45 088.0   | 315 283.1   |
| Palau                             | 91.0                          | 27.0                         | -                            | 118.0        | -        | -        | -          | -                         | -                              | -          | 118.0       |
| Panama                            | 1 282.6                       | 317.9                        | 9 630.8                      | 11 231.2     | 564.0    | 792.8    | 856.6      | 163 793.0                 | 756.0                          | 154 549.0  | 167 992.7   |
| Papua New Guinea                  | 1 966.6                       | 1 416.1                      | 1 336.7                      | 4 722.4      | 967.0    | 4 568.4  | -          | 3 930.0                   | 1 255.0                        | 5 185.0    | 15 452.8    |
| Paraguay                          | 631.2                         | 129.8                        | ( 1.3)                       | 759.7        | 1 171.0  | 1 658.3  | -          | 33 741.0                  | 1 796.0                        | 35 537.0   | 39 126.0    |
| Peru                              | 2 249.6                       | 598.5                        | 4 901.1                      | 7 749.1      | 12 690.0 | 5 239.1  | 1 351.6    | 108 375.0                 | 3 545.0                        | 111 920.0  | 138 940.8   |
| Philippines                       | 1 477.3                       | 4 991.4                      | 1 975.8                      | 8 444.5      | 5 684.0  | 13 952.8 | 4 551.5    | 8 757.0                   | 14 309.0                       | 23 068.0   | 55 598.8    |
| Poland                            | 703.1                         | 17.4                         | -                            | 720.5        | 52.0     | -        | -          | 6 807.0                   | 1 416.0                        | 8 223.0    | 8 995.5     |
| Portugal                          | 98.3                          | 16.4                         | 102.8                        | 216.4        | -        | -        | -          | -                         | -                              | -          | 216.4       |
| Puerto Rico                       | 1.0                           | -                            | -                            | 1.0          | -        | -        | -          | -                         | -                              | -          | 1.0         |
| Qatar                             | 266.4                         | 457.4                        | 647.1                        | 1 371.0      | -        | -        | -          | -                         | -                              | -          | 1 371.0     |
| Republic of Korea                 | 384.6                         | 1 188.4                      | 117.5                        | 1 690.6      | -        | -        | -          | 2 026.0                   | 2 376.0                        | 4 404.0    | 6 094.6     |

Table 8. (continued)

| Country or area                           | Agency regular budgets<br>\$f | Agency extra-budgetary<br>\$f | Self-supporting expenditures | Total Agency | UNFPA    | UNICEF    | WFP<br>\$f | UNDP central funds<br>\$f | UNDP-administered funds<br>\$f | Total UNDP | GRAND TOTAL |
|---|-------------------------------|-------------------------------|------------------------------|--------------|----------|-----------|------------|---------------------------|--------------------------------|------------|-------------|
| Republic of Moldova                       | 939.8                         | 246.1                         | 218.3                        | 1 404.3      | 398.0    | 4 290.6   | -          | 3 998.0                   | 2 805.0                        | 6 803.0    | 12 885.9    |
| Reunion                                   | -                             | -                             | -                            | -            | -        | -         | -          | -                         | -                              | -          | -           |
| Romania                                   | 726.4                         | 6 129.5                       | 199.8                        | 7 055.6      | 845.0    | 2 823.6   | -          | 4 254.0                   | 1 552.0                        | 5 806.0    | 16 530.2    |
| Russian Federation                        | 751.2                         | 9 850.0                       | 119.3                        | 10 720.5     | 616.0    | 11 039.9  | 5 931.1    | 12 976.0                  | 3 466.0                        | 16 442.0   | 44 749.5    |
| Rwanda                                    | 1 675.5                       | 2 980.3                       | 888.8                        | 5 552.7      | 1 944.0  | 10 785.5  | 22 592.4   | 11 317.0                  | 1 842.0                        | 13 159.0   | 54 033.6    |
| Saint Helena                              | -                             | -                             | -                            | -            | -        | -         | -          | (38.0)                    | -                              | (38.0)     | (38.0)      |
| Saint Kitts and Nevis                     | 136.4                         | 86.6                          | -                            | 223.1        | -        | -         | -          | -                         | 153.0                          | 153.0      | 376.1       |
| Saint Lucia                               | 150.6                         | 41.8                          | 97.7                         | 290.1        | -        | -         | -          | 112.0                     | 25.0                           | 137.0      | 427.1       |
| Saint Vincent and the Grenadines          | 12.1                          | 54.0                          | 7.7                          | 73.8         | -        | -         | -          | 80.0                      | 241.0                          | 314.8      | 314.8       |
| Samoa                                     | 841.6                         | 116.0                         | -                            | 957.6        | -        | -         | -          | 831.0                     | 2 621.0                        | 3 452.0    | 4 409.6     |
| Sao Tome and Principe                     | 1 165.4                       | 247.3                         | 0.2                          | 1 412.8      | 444.0    | 1 093.4   | 816.4      | 1 414.0                   | 292.0                          | 1 706.0    | 5 472.7     |
| Saudi Arabia                              | 848.3                         | 379.1                         | 14 469.9                     | 15 697.3     | -        | 740.8     | -          | 15 815.0                  | 8.0                            | 15 823.0   | 32 261.1    |
| Senegal                                   | 1 984.8                       | 3 415.0                       | 58.3                         | 5 458.1      | 2 879.0  | 9 983.9   | 6 167.3    | 4 656.0                   | 6 463.0                        | 11 119.0   | 35 607.3    |
| Serbia and Montenegro                     | 1 785.1                       | 5 805.0                       | 81.1                         | 7 671.2      | 46.0     | 3 018.9   | -          | 6 413.0                   | 7 755.0                        | 14 168.0   | 24 884.1    |
| Seychelles                                | 461.9                         | 603.0                         | -                            | 1 064.9      | 43.0     | -         | -          | -                         | -                              | -          | 1 107.9     |
| Sierra Leone                              | 1 820.9                       | 2 288.8                       | 1.0                          | 4 080.7      | 2 489.0  | 16 086.1  | 10 117.7   | 9 676.0                   | 2 099.0                        | 11 775.0   | 44 508.5    |
| Singapore                                 | -                             | 6.0                           | 140.2                        | 146.2        | -        | -         | -          | -                         | -                              | -          | 146.2       |
| Slovakia                                  | 394.0                         | 43.9                          | 55.6                         | 493.5        | -        | -         | -          | -                         | -                              | -          | 493.5       |
| Slovenia                                  | 280.7                         | 15.7                          | 4.9                          | 301.4        | -        | -         | -          | -                         | -                              | -          | 301.4       |
| Solomon Islands                           | 999.2                         | 101.0                         | 486.0                        | 1 586.2      | -        | -         | -          | -                         | -                              | -          | 1 586.2     |
| Somalia                                   | 2 721.1                       | 29 548.1                      | -                            | 32 269.2     | 943.0    | 59 525.0  | 53 465.0   | 24 198.0                  | 15 990.0                       | 40 188.0   | 188 390.3   |
| South Africa                              | 1 709.0                       | 1 795.9                       | 1 229.8                      | 4 734.7      | 719.0    | 7 304.4   | 892.5      | 5 009.0                   | 1 453.0                        | 6 462.0    | 20 112.6    |
| Spain                                     | -                             | 560.0                         | 5.5                          | 565.5        | -        | -         | -          | -                         | -                              | -          | 565.5       |
| Sri Lanka                                 | 2 968.3                       | 19 750.4                      | 82.5                         | 22 801.2     | 6 201.0  | 53 031.7  | 23 590.7   | 5 907.0                   | 5 745.0                        | 11 652.0   | 117 276.5   |
| Sudan                                     | 3 320.4                       | 42 471.1                      | 845.8                        | 46 637.3     | 11 306.0 | 127 143.6 | 557 630.9  | 87 083.0                  | 29 006.0                       | 116 089.0  | 868 806.8   |
| Suriname                                  | 346.0                         | 33.0                          | 0.2                          | 379.3        | -        | -         | -          | -                         | -                              | -          | 379.3       |
| Swaziland                                 | 1 016.1                       | 472.2                         | -                            | 1 488.4      | 640.0    | 4 892.3   | 8 136.0    | 946.0                     | 210.0                          | 1 156.0    | 16 312.7    |
| Sweden                                    | -                             | 652.0                         | 301.3                        | 953.3        | -        | -         | -          | -                         | -                              | -          | 953.3       |
| Switzerland                               | -                             | 84.1                          | -                            | 84.1         | -        | -         | -          | -                         | -                              | -          | 84.1        |
| Syrian Arab Republic                      | 1 386.2                       | 1 291.6                       | 718.9                        | 3 396.7      | 2 530.0  | 2 315.0   | 1 035.7    | 7 683.0                   | 405.0                          | 8 088.0    | 17 365.4    |
| Tajikistan                                | 2 164.3                       | 2 301.6                       | -                            | 4 465.9      | 688.0    | 3 883.1   | 13 709.4   | 10 978.0                  | 5 236.0                        | 16 214.0   | 38 960.3    |
| Thailand                                  | 3 346.3                       | 2 172.2                       | 1 978.5                      | 7 497.0      | 1 986.0  | 12 703.7  | -          | 4 524.0                   | 6 827.0                        | 11 351.0   | 33 537.7    |
| The former Yugoslav Republic of Macedonia | 1 036.3                       | 178.3                         | 117.2                        | 1 334.8      | 3.0      | 1 679.8   | -          | 5 810.0                   | 440.0                          | 6 250.0    | 9 267.6     |
| Timor-Leste                               | 921.5                         | 2 008.8                       | 29.0                         | 2 959.2      | 1 816.0  | 11 120.0  | 7 275.4    | 10 982.0                  | 8 078.0                        | 19 070.0   | 42 240.6    |
| Togo                                      | 1 110.0                       | 394.4                         | 75.4                         | 1 579.8      | 991.0    | 3 702.2   | 464.6      | 7 728.0                   | 278.0                          | 8 006.0    | 14 743.8    |
| Tokelau Islands                           | 78.0                          | -                             | -                            | 78.0         | -        | -         | -          | 131.0                     | 3.0                            | 134.0      | 212.0       |
| Tonga                                     | 590.2                         | 155.6                         | 2.0                          | 747.8        | -        | -         | -          | -                         | -                              | -          | 747.8       |
| Trinidad and Tobago                       | 221.6                         | 7.3                           | 404.0                        | 633.0        | -        | -         | -          | 6 047.0                   | 397.0                          | 6 444.0    | 7 077.0     |
| Trust Territory of the Pacific Islands    | 44.1                          | -                             | -                            | 44.1         | -        | -         | -          | -                         | -                              | -          | 44.1        |
| Tunisia                                   | 1 335.6                       | 1 708.9                       | 207.5                        | 3 252.0      | 517.0    | 1 090.6   | -          | 1 344.0                   | 2 877.0                        | 4 221.0    | 9 080.6     |
| Turkey                                    | 1 007.0                       | 4 332.8                       | -                            | 5 339.7      | 1 382.0  | 6 177.4   | -          | 8 665.0                   | 5 163.0                        | 13 828.0   | 26 727.1    |
| Turkmenistan                              | 182.0                         | -                             | 0.2                          | 182.2        | 612.0    | 1 575.7   | -          | 1 487.0                   | 827.0                          | 2 314.0    | 4 683.9     |
| Turks and Caicos Islands                  | 2.0                           | 3.0                           | -                            | 5.0          | -        | -         | -          | -                         | -                              | -          | 5.0         |
| Tuvalu                                    | 150.1                         | 21.0                          | 5.0                          | 176.1        | -        | -         | -          | -                         | -                              | -          | 176.1       |
| Uganda                                    | 1 629.0                       | 14 732.4                      | 15.4                         | 16 376.8     | 5 688.0  | 55 730.1  | 103 253.2  | 8 446.0                   | 1 060.0                        | 9 506.0    | 190 554.1   |
| Ukraine                                   | 1 404.8                       | 3 100.0                       | -                            | 4 504.7      | 827.0    | 2 582.2   | -          | 8 012.0                   | 15 590.0                       | 23 602.0   | 31 515.9    |
| United Arab Emirates                      | 37.5                          | -                             | (21.6)                       | 53.1         | -        | -         | -          | 3 067.0                   | 149.0                          | 3 216.0    | 3 269.1     |
| United Kingdom                            | -                             | 90.9                          | -                            | 90.9         | -        | -         | -          | -                         | -                              | -          | 90.9        |
| United Republic of Tanzania               | 2 473.3                       | 11 821.4                      | 1 001.9                      | 15 296.7     | 3 611.0  | 22 238.3  | 38 608.0   | 15 025.0                  | 2 683.0                        | 17 708.0   | 97 462.0    |
| United States                             | 4.0                           | 313.8                         | -                            | 317.8        | -        | -         | -          | -                         | -                              | -          | 317.8       |

Table 8. (continued)

| Country or area                          | Agency<br>regular<br>budgets<br>a/ | Agency<br>extra-<br>budgetary<br>b/ | Self-<br>supporting<br>expenditures | Total<br>Agency    | UNFPA            | UNICEF             | WFP<br>c/          | UNDP<br>central<br>funds<br>d/ | UNDP-<br>administered<br>funds<br>e/ | Total<br>UNDP      | GRAND<br>TOTAL      |
|--|------------------------------------|-------------------------------------|-------------------------------------|--------------------|------------------|--------------------|--------------------|--------------------------------|--------------------------------------|--------------------|---------------------|
| Uruguay                                  | 1 167.6                            | 1 412.3                             | 499.2                               | 3 079.1            | 550.0            | 841.7              | -                  | 10 875.0                       | 1 498.0                              | 12 373.0           | 16 843.8            |
| Uzbekistan                               | 1 416.6                            | 709.1                               | -                                   | 2 125.8            | 963.0            | 3 323.1            | -                  | 14 865.0                       | 3 574.0                              | 18 439.0           | 24 850.9            |
| Vanuatu                                  | 836.9                              | 198.9                               | 394.0                               | 1 419.8            | -                | -                  | -                  | -                              | 37.0                                 | 37.0               | 1 458.8             |
| Venezuela, Bolivarian Republic of        | 1 134.6                            | 1 014.3                             | 3 447.1                             | 5 596.0            | 2 881.0          | 1 686.1            | -                  | 38 225.0                       | 1 237.0                              | 37 482.0           | 47 615.1            |
| Viet Nam                                 | 2 942.4                            | 12 086.4                            | ( 3.6)                              | 15 035.0           | 4 332.0          | 12 440.8           | -                  | 10 360.0                       | 3 715.0                              | 14 075.0           | 45 862.8            |
| West Bank and Gaza                       | 56.6                               | 366.4                               | -                                   | 425.0              | -                | -                  | -                  | -                              | -                                    | -                  | 425.0               |
| Yemen                                    | 3 134.8                            | 3 725.6                             | 1 107.1                             | 7 967.5            | 4 359.0          | 13 689.0           | 7 890.5            | 12 590.0                       | 4 812.0                              | 17 402.0           | 51 308.0            |
| Zambia                                   | 2 197.1                            | 3 602.5                             | 53.2                                | 5 852.8            | 1 266.0          | 10 400.9           | 60 134.5           | 14 935.0                       | 1 964.0                              | 16 899.0           | 94 555.2            |
| Zimbabwe                                 | 1 652.5                            | 6 228.5                             | 47.4                                | 7 928.4            | 3 483.0          | 19 514.7           | 98 869.6           | 10 218.0                       | 2 723.0                              | 12 941.0           | 142 736.7           |
| Others                                   | 713.3                              | 10 830.9                            | 18.4                                | 11 562.6           | 1 580.0          | 3 586.4            | 38 824.9           | -                              | -                                    | -                  | 53 354.0            |
| Unspecified                              | -                                  | 1.0                                 | -                                   | 1.0                | -                | -                  | -                  | -                              | -                                    | -                  | 1.0                 |
| <b>Total (all countries)</b>             | <b>225 033.2</b>                   | <b>839 861.2</b>                    | <b>372 571.9</b>                    | <b>1 437 466.2</b> | <b>298 188.0</b> | <b>1 973 240.0</b> | <b>2 426 608.4</b> | <b>2 652 247.0</b>             | <b>1 014 106.0</b>                   | <b>3 666 355.0</b> | <b>9 801 837.6</b>  |
| Regional Africa                          | 19 268.2                           | 200 604.5                           | 11 737.9                            | 231 610.6          | 9 214.0          | 17 331.1           | 7 443.9            | -                              | 4 288.0                              | 4 288.0            | 269 887.6           |
| Regional Arab States                     | 33 484.0                           | 643 765.0                           | 412.7                               | 677 661.7          | 5 038.0          | 2 333.5            | 111.2              | -                              | ( 240.0)                             | ( 240.0)           | 684 904.4           |
| Regional Asia and the Pacific            | 27 956.8                           | 88 848.9                            | 446.0                               | 117 250.7          | 9 825.0          | 10 247.4           | 5 655.9            | -                              | 1 701.0                              | 1 701.0            | 144 683.0           |
| Regional Europe                          | 24 233.9                           | 63 173.0                            | 859.7                               | 88 266.6           | -                | 4 229.1            | -                  | -                              | ( 45.0)                              | ( 45.0)            | 92 450.7            |
| Regional Latin America and the Caribbean | 25 331.4                           | 39 632.1                            | 1 375.2                             | 66 341.8           | 3 610.0          | 4 632.6            | 1 477.6            | -                              | 2 527.0                              | 2 527.0            | 78 569.0            |
| Interregional                            | 13 962.8                           | 201 159.1                           | 513.7                               | 215 635.6          | 66 262.0         | 58 311.5           | -                  | 77 007.0                       | -                                    | 77 007.0           | 417 216.1           |
| Global                                   | 10 300.7                           | 180 172.1                           | 60 614.4                            | 251 087.2          | -                | -                  | -                  | 69 042.0                       | -                                    | 69 042.0           | 320 129.2           |
| Other                                    | 721.7                              | -                                   | 521.5                               | 1 243.3            | -                | -                  | 223 893.9          | -                              | 219 996.0                            | 219 996.0          | 444 933.2           |
| <b>Total (intercountry)</b>              | <b>155 256.7</b>                   | <b>1 417 354.6</b>                  | <b>76 484.2</b>                     | <b>1 649 097.4</b> | <b>93 949.0</b>  | <b>97 065.2</b>    | <b>238 385.5</b>   | <b>146 049.0</b>               | <b>228 227.0</b>                     | <b>374 276.0</b>   | <b>2 452 793.1</b>  |
| Footnotes #/ through #/                  | -                                  | -                                   | -                                   | -                  | -                | -                  | -                  | -                              | -                                    | -                  | -                   |
| GCCC                                     | -                                  | -                                   | -                                   | -                  | -                | -                  | -                  | -                              | -                                    | -                  | -                   |
| Other agencies #/                        | -                                  | 78.0                                | -                                   | 78.0               | -                | -                  | -                  | 56.0                           | -                                    | -                  | 56.0                |
| Others                                   | -                                  | 296.0                               | -                                   | 296.0              | -                | -                  | -                  | -                              | -                                    | -                  | 296.0               |
| Others                                   | -                                  | -                                   | -                                   | -                  | ( 1.0)           | -                  | -                  | -                              | -                                    | -                  | ( 1.0)              |
| <b>GRAND TOTAL</b>                       | <b>380 291.8</b>                   | <b>2 257 589.8</b>                  | <b>449 056.1</b>                    | <b>3 086 937.7</b> | <b>382 116.0</b> | <b>2 070 325.2</b> | <b>2 664 993.9</b> | <b>2 798 352.0</b>             | <b>1 242 335.0</b>                   | <b>4 040 687.0</b> | <b>12 255 059.8</b> |

a/ Comprising data contained in table 4.

b/ Comprising the sum of the total amounts contained in tables 5-7 less the amounts reported by UNFPA, UNICEF, WFP. Note that the total amount in this column is not the same as the total amount in the column entitled "Funded by extrabudgetary sources other than UNDP, UNDP-administered funds, UNFPA, UNICEF, WFP" of tables 1 and 2 since it excludes self-supporting expenditures.

c/ Includes expenditures against WFP general resources and special trust funds in support of programmes and projects of developing countries.

d/ Excludes administrative and other support costs.

e/ Including expenditures against UNDP central resources and cost-sharing and trust funds established by the Administrator, where applicable.

f/ The table showing breakdown by agency may be obtained on request from UNDP.

g/ For agency breakdown of this amount, refer to table 4.

h/ For agency breakdown of this amount, refer to tables 5, 6 and 7.

i/ UNFPA reported a minute difference in expenditure between sectors and countries

j/ WFP reported this expenditure under "Other" to include operational expenditure such as General Fund, Special Accounts, Insurance and Trust Funds that cannot be apportioned by project/operation

k/ UNICEF reports overall minimal difference in expenditure between sectors and countries of .1





Table 9 (continued)

Table 9 (continued)

[illegible]



Table 9 (continued)

Table 9 (continued)

[illegible]





Table 9 (continued)

[illegible]

Table 9 (continued)

[illegible]



[illegible]

[illegible]

For purposes of brevity, all non-governmental organizations whose respective contributions to the WHO fall below \$500,000 have been grouped under "Others". ESCWA reported significant changes in contributions ranging from receipts to the ESCWA TF from the Ministry of Finance, the State of Qatar, and a new contribution received from the Government of the State of Kuwait for 1999. For 2000 contributions recorded under Governments include regular and other resources. 2002/2022 reflects an income adjustment. UNICEF reported no significant changes in contributions for 1999. For 2000 contributions recorded under Governments include regular and other resources. 2002/2022 reflects an income adjustment.

**Table 10. Extra-budgetary contributions to United Nations organizations: unilateral self-supporting sources, 2006**  
*(in thousands of dollars)*

| Country or area                        | United Nations | UNCHS | UNCTAD  | UNIDO | UNESCO    | ECLAC | ESCWA | FAO     | IAEA    | ICAO    | a/<br>ILO | b/<br>ITC | ITU   | UPU   | WHO | WMO   | WTO  | TOTAL     |
|--|----------------|-------|---------|-------|-----------|-------|-------|---------|---------|---------|-----------|-----------|-------|-------|-----|-------|------|-----------|
| Afghanistan                            | -              | -     | -       | -     | -         | -     | -     | 3 075.2 | -       | -       | 187.0     | -         | -     | -     | -   | -     | -    | 3 262.2   |
| African National Congress - Zimbabwe   | -              | -     | -       | -     | -         | -     | -     | -       | -       | -       | -         | -         | -     | -     | -   | -     | -    | -         |
| Albania                                | -              | -     | 50.8    | -     | -         | -     | -     | -       | -       | -       | -         | -         | 30.3  | -     | -   | -     | -    | 81.1      |
| Algeria                                | -              | -     | 66.3    | -     | -         | -     | -     | -       | 56.1    | -       | -         | -         | 0.6   | -     | -   | -     | -    | 125.1     |
| Andorra                                | -              | -     | -       | -     | -         | -     | -     | -       | -       | -       | -         | -         | -     | -     | -   | -     | -    | -         |
| Angola                                 | -              | -     | -       | -     | -         | -     | -     | -       | -       | -       | -         | -         | 418.6 | -     | -   | -     | -    | 418.6     |
| Anguilla                               | -              | -     | -       | -     | -         | -     | -     | -       | -       | -       | -         | -         | -     | -     | -   | -     | -    | -         |
| Antigua and Barbuda                    | -              | -     | -       | -     | -         | -     | -     | -       | -       | -       | -         | -         | -     | -     | -   | -     | -    | -         |
| Argentina                              | -              | -     | -       | -     | -         | -     | -     | 330.4   | 5 814.6 | -       | -         | -         | -     | -     | -   | -     | -    | 6 145.0   |
| Armenia                                | -              | -     | -       | -     | -         | -     | -     | -       | -       | -       | -         | -         | -     | -     | -   | -     | -    | -         |
| Aruba                                  | -              | -     | -       | -     | -         | -     | -     | -       | -       | -       | -         | -         | 2.0   | -     | -   | -     | -    | 2.0       |
| Australia                              | -              | -     | -       | -     | -         | -     | -     | -       | -       | -       | -         | -         | -     | -     | -   | -     | -    | -         |
| Austria                                | -              | -     | -       | -     | -         | -     | -     | -       | -       | -       | -         | -         | -     | -     | -   | -     | -    | -         |
| Azerbaijan                             | -              | -     | -       | -     | -         | -     | -     | 1 250.0 | -       | -       | -         | -         | -     | -     | -   | -     | -    | 1 250.0   |
| Bahamas                                | -              | -     | -       | -     | -         | -     | -     | -       | -       | -       | -         | -         | -     | -     | -   | -     | -    | -         |
| Bahrain                                | -              | -     | -       | -     | -         | -     | -     | -       | -       | -       | -         | -         | -     | -     | -   | -     | -    | -         |
| Baltic countries                       | -              | -     | -       | -     | -         | -     | -     | ( 86.8) | -       | -       | -         | -         | -     | -     | -   | -     | -    | ( 86.8)   |
| Bangladesh                             | -              | -     | -       | -     | -         | -     | -     | -       | -       | -       | -         | -         | -     | -     | -   | -     | -    | -         |
| Barbados                               | -              | -     | -       | -     | -         | -     | -     | -       | -       | -       | -         | -         | -     | -     | -   | -     | -    | -         |
| Belarus                                | -              | -     | -       | -     | -         | -     | -     | -       | -       | -       | -         | -         | -     | -     | -   | -     | -    | -         |
| Belgium                                | -              | -     | -       | -     | -         | -     | -     | -       | -       | -       | -         | -         | -     | -     | -   | -     | -    | -         |
| Belize                                 | -              | -     | -       | -     | -         | -     | -     | -       | -       | -       | -         | -         | -     | -     | -   | -     | -    | -         |
| Benin                                  | -              | -     | -       | -     | -         | -     | -     | -       | -       | -       | -         | -         | -     | -     | -   | -     | -    | -         |
| Bermuda                                | -              | -     | -       | -     | -         | -     | -     | -       | -       | -       | -         | -         | -     | -     | -   | -     | -    | -         |
| Bhutan                                 | -              | -     | -       | -     | -         | -     | -     | -       | -       | 10.6    | -         | -         | -     | 12.0  | -   | -     | -    | 22.6      |
| Bolivia                                | -              | -     | -       | -     | -         | -     | -     | -       | 40.7    | 1 946.2 | -         | -         | -     | -     | -   | -     | -    | 1 986.9   |
| Bosnia and Herzegovina                 | -              | -     | -       | -     | -         | -     | -     | -       | -       | -       | -         | -         | -     | -     | -   | -     | -    | -         |
| Botswana                               | -              | -     | -       | -     | -         | -     | -     | -       | -       | 1 192.5 | -         | -         | -     | -     | -   | -     | -    | 1 192.5   |
| Brazil                                 | -              | -     | -       | 1.7   | 155 534.7 | 373.1 | -     | 3 922.9 | 8 952.4 | 489.0   | -         | 80.0      | -     | -     | -   | 807.3 | -    | 170 161.1 |
| British Virgin Islands                 | -              | -     | -       | -     | -         | -     | -     | -       | -       | -       | -         | -         | -     | -     | -   | -     | -    | -         |
| Brunel Darussalam                      | -              | -     | -       | -     | -         | -     | -     | -       | -       | -       | -         | -         | -     | -     | -   | -     | -    | -         |
| Bulgaria                               | -              | -     | -       | -     | -         | -     | -     | -       | -       | -       | -         | -         | 0.8   | -     | -   | -     | -    | 0.8       |
| Burkina Faso                           | -              | -     | -       | -     | -         | -     | -     | -       | -       | -       | -         | -         | -     | 96.0  | -   | -     | -    | 96.0      |
| Burundi                                | -              | -     | 100.0   | -     | -         | -     | -     | 81.8    | -       | -       | -         | -         | -     | -     | -   | -     | -    | 181.8     |
| Cambodia                               | -              | -     | 1 000.0 | -     | -         | -     | -     | 1 461.3 | -       | -       | 431.0     | -         | -     | 21.0  | -   | -     | -    | 2 913.3   |
| Cameroun                               | -              | -     | -       | -     | 86.7      | -     | -     | -       | -       | -       | 626.0     | -         | -     | -     | -   | -     | -    | 1 223.7   |
| Canada                                 | -              | -     | 511.0   | -     | -         | -     | -     | -       | -       | -       | -         | -         | -     | -     | -   | -     | -    | -         |
| Cape Verde                             | -              | -     | -       | -     | -         | -     | -     | -       | -       | -       | -         | -         | 22.4  | 57.0  | -   | -     | -    | 79.4      |
| Caribbean Islands                      | -              | -     | -       | -     | -         | -     | -     | -       | -       | -       | -         | -         | -     | -     | -   | -     | -    | -         |
| Cayman Islands                         | -              | -     | -       | -     | -         | -     | -     | -       | -       | -       | -         | -         | -     | -     | -   | -     | -    | -         |
| Central African Republic               | -              | -     | -       | -     | -         | -     | -     | -       | -       | -       | -         | -         | -     | -     | -   | -     | -    | -         |
| Central America                        | -              | -     | -       | -     | -         | -     | -     | -       | -       | -       | -         | -         | -     | -     | -   | -     | -    | -         |
| Central and Eastern European countries | -              | -     | -       | -     | -         | -     | -     | -       | -       | -       | -         | -         | -     | -     | -   | -     | -    | -         |
| Chad                                   | -              | -     | -       | -     | -         | -     | -     | -       | -       | -       | -         | -         | -     | -     | -   | -     | -    | -         |
| Channel Islands                        | -              | -     | -       | -     | -         | -     | -     | -       | -       | -       | -         | -         | -     | -     | -   | -     | -    | -         |
| Chile                                  | -              | -     | -       | -     | 112.2     | 199.1 | -     | -       | -       | -       | -         | -         | -     | -     | -   | -     | -    | 311.3     |
| China                                  | -              | -     | -       | 557.1 | -         | -     | -     | -       | 220.0   | -       | -         | -         | -     | -     | -   | -     | 90.4 | 867.4     |
| Colombia                               | -              | -     | -       | 62.1  | -         | 66.7  | -     | 2 223.3 | -       | 51.4    | -         | -         | -     | 444.0 | -   | -     | -    | 2 847.5   |
| Commonwealth of Independent States     | -              | 12.0  | -       | -     | -         | -     | -     | -       | -       | -       | -         | -         | 8.6   | -     | -   | -     | -    | 20.6      |
| Comoros                                | -              | -     | -       | -     | -         | -     | -     | -       | -       | -       | -         | -         | -     | -     | -   | -     | -    | -         |



Table 10 (continued)

[illegible]

Table 10 (continued)

| Country or area                  | United Nations | UNCHS | UNCTAD  | UNIDO | UNESCO | ECLAC | ESCSA | FAO       | IAEA    | ICAO    | ILO     | IMO | ITC   | ITU | UPU  | WHO | WMO     | WTO | TOTAL     |
|----------------------------------|----------------|-------|---------|-------|--------|-------|-------|-----------|---------|---------|---------|-----|-------|-----|------|-----|---------|-----|-----------|
| Ireland                          | -              | -     | -       | -     | -      | -     | -     | -         | -       | -       | -       | -   | -     | -   | -    | -   | -       | -   | -         |
| Israel                           | -              | -     | -       | -     | -      | -     | -     | (1 231.2) | -       | -       | -       | -   | -     | -   | -    | -   | -       | -   | (1 231.2) |
| Italy                            | -              | -     | -       | -     | -      | -     | -     | -         | -       | -       | -       | -   | -     | -   | -    | -   | -       | -   | -         |
| Jamaica                          | -              | -     | -       | -     | -      | -     | -     | -         | -       | -       | -       | -   | -     | -   | -    | -   | -       | -   | -         |
| Japan                            | -              | -     | -       | -     | -      | -     | -     | -         | -       | -       | -       | -   | -     | -   | -    | -   | -       | -   | -         |
| Jerusalem                        | -              | -     | -       | -     | -      | -     | -     | -         | -       | -       | -       | -   | -     | -   | -    | -   | -       | -   | -         |
| Jordan                           | -              | -     | 1 000.0 | -     | -      | -     | -     | -         | 68.5    | (3.3)   | -       | -   | -     | -   | 1.3  | -   | -       | -   | 1 068.5   |
| Kazakhstan                       | -              | -     | -       | -     | -      | -     | -     | -         | -       | -       | -       | -   | -     | -   | -    | -   | -       | -   | -         |
| Kenya                            | -              | -     | -       | -     | -      | -     | -     | -         | -       | (7.0)   | -       | -   | -     | -   | -    | -   | -       | -   | (7.0)     |
| Kiribati                         | -              | -     | -       | -     | -      | -     | -     | -         | -       | -       | -       | -   | -     | -   | -    | -   | -       | -   | -         |
| Kuwait                           | -              | -     | -       | -     | -      | -     | -     | -         | -       | -       | -       | -   | -     | -   | -    | -   | -       | -   | -         |
| Kyrgyzstan                       | -              | -     | -       | -     | -      | -     | -     | -         | -       | -       | -       | -   | -     | -   | -    | -   | -       | -   | -         |
| Lao People's Democratic Republic | -              | -     | -       | -     | -      | -     | -     | -         | -       | -       | -       | -   | -     | -   | 10.0 | -   | 90.0    | -   | 100.0     |
| Latvia                           | -              | -     | -       | -     | -      | -     | -     | -         | 76.3    | -       | -       | -   | -     | -   | -    | -   | -       | -   | 76.3      |
| Lebanon                          | -              | -     | 700.0   | -     | -      | -     | -     | -         | -       | 1 083.4 | -       | -   | -     | -   | -    | -   | -       | -   | 1 783.4   |
| Lesotho                          | -              | -     | -       | -     | -      | -     | -     | -         | -       | -       | 106.0   | -   | -     | -   | 82.0 | -   | 9.5     | -   | 197.5     |
| Liberia                          | -              | -     | -       | -     | -      | -     | -     | -         | -       | -       | -       | -   | -     | -   | -    | -   | -       | -   | -         |
| Libyan Arab Jamahiriya           | -              | -     | -       | -     | 103.6  | -     | -     | 2 369.3   | (80.4)  | -       | -       | -   | -     | -   | -    | -   | -       | -   | 2 362.5   |
| Liechtenstein                    | -              | -     | -       | -     | -      | -     | -     | -         | -       | -       | -       | -   | -     | -   | -    | -   | -       | -   | -         |
| Lithuania                        | -              | -     | -       | -     | -      | -     | -     | -         | 1 667.9 | -       | -       | -   | -     | -   | -    | -   | -       | -   | 1 667.9   |
| Luxembourg                       | -              | -     | -       | -     | -      | -     | -     | -         | -       | -       | -       | -   | -     | -   | -    | -   | -       | -   | -         |
| Macau                            | -              | -     | -       | -     | -      | -     | -     | -         | -       | -       | -       | -   | -     | -   | -    | -   | -       | -   | -         |
| Madagascar                       | -              | 1.0   | -       | -     | -      | -     | -     | 99.5      | -       | -       | 1 195.0 | -   | -     | 1.4 | -    | -   | -       | -   | 1 296.9   |
| Malawi                           | -              | -     | -       | -     | -      | -     | -     | -         | -       | -       | -       | -   | -     | -   | -    | -   | -       | -   | -         |
| Malaysia                         | -              | -     | -       | -     | -      | -     | -     | -         | -       | -       | -       | -   | -     | -   | -    | -   | -       | -   | -         |
| Maldives                         | -              | -     | -       | -     | -      | -     | -     | -         | -       | -       | -       | -   | -     | -   | 41.0 | -   | -       | -   | 41.0      |
| Mali                             | -              | -     | -       | -     | -      | -     | -     | -         | -       | -       | -       | -   | -     | -   | 82.0 | -   | -       | -   | 82.0      |
| Malta                            | -              | -     | -       | -     | -      | -     | -     | -         | 130.0   | -       | -       | -   | -     | -   | -    | -   | -       | -   | 130.0     |
| Mariana Islands                  | -              | -     | -       | -     | -      | -     | -     | -         | -       | -       | -       | -   | -     | -   | -    | -   | -       | -   | -         |
| Marshall Islands                 | -              | -     | -       | -     | -      | -     | -     | -         | -       | -       | -       | -   | -     | -   | -    | -   | -       | -   | -         |
| Mauritania                       | -              | -     | -       | -     | -      | -     | -     | 77.0      | -       | -       | -       | -   | -     | -   | -    | -   | -       | -   | -         |
| Mauritius                        | -              | 370.4 | -       | -     | 106.2  | -     | -     | 5 258.5   | -       | 180.4   | -       | -   | 200.5 | -   | -    | -   | -       | -   | 306.7     |
| Mexico                           | -              | -     | -       | -     | -      | -     | -     | -         | -       | -       | -       | -   | -     | -   | -    | -   | 1 013.7 | -   | 6 823.0   |
| Micronesia (Federated States of) | -              | -     | -       | -     | -      | -     | -     | -         | -       | -       | -       | -   | -     | -   | -    | -   | -       | -   | -         |
| Monaco                           | -              | -     | -       | -     | -      | -     | -     | -         | -       | -       | -       | -   | -     | -   | -    | -   | -       | -   | -         |
| Mongolia                         | -              | -     | -       | -     | -      | -     | -     | -         | -       | -       | -       | -   | -     | -   | -    | -   | -       | -   | -         |
| Montserrat                       | -              | -     | -       | -     | -      | -     | -     | -         | -       | -       | -       | -   | -     | -   | -    | -   | -       | -   | -         |
| Morocco                          | -              | -     | -       | -     | -      | -     | -     | 44.9      | -       | -       | -       | -   | -     | 0.3 | -    | -   | -       | -   | 45.2      |
| Mozambique                       | -              | -     | -       | -     | -      | -     | -     | 1 837.0   | -       | 60.0    | -       | -   | -     | -   | -    | -   | -       | -   | 1 897.0   |
| Multi-island country projects    | -              | -     | -       | -     | -      | -     | -     | -         | -       | -       | -       | -   | -     | -   | -    | -   | -       | -   | -         |
| Myanmar                          | -              | -     | -       | -     | -      | -     | -     | 2 636.3   | -       | -       | -       | -   | -     | -   | -    | -   | -       | -   | 2 636.3   |
| Namibia                          | -              | -     | 157.4   | -     | -      | -     | -     | 316.5     | -       | -       | -       | -   | -     | -   | -    | -   | -       | -   | 473.9     |
| National liberation movements    | -              | -     | -       | -     | -      | -     | -     | -         | -       | -       | -       | -   | -     | -   | -    | -   | -       | -   | -         |
| Nauru                            | -              | -     | -       | -     | -      | -     | -     | -         | -       | -       | -       | -   | -     | -   | -    | -   | -       | -   | -         |
| Nepal                            | -              | -     | -       | -     | -      | -     | -     | 1 336.5   | -       | (4.4)   | -       | -   | -     | -   | -    | -   | -       | -   | 1 332.0   |
| Netherlands                      | -              | -     | -       | -     | -      | -     | -     | -         | -       | -       | -       | -   | -     | -   | -    | -   | -       | -   | -         |
| Netherlands Antilles             | -              | -     | -       | -     | -      | -     | -     | -         | -       | -       | -       | -   | -     | -   | -    | -   | -       | -   | -         |
| New Caledonia                    | -              | -     | -       | -     | -      | -     | -     | -         | -       | -       | -       | -   | -     | -   | -    | -   | -       | -   | -         |
| New Zealand                      | -              | -     | -       | -     | -      | -     | -     | -         | -       | -       | -       | -   | -     | -   | -    | -   | -       | -   | -         |
| Nicaragua                        | -              | -     | 3.4     | -     | -      | -     | -     | 460.0     | -       | -       | -       | -   | -     | 0.8 | -    | -   | -       | -   | 464.2     |

Table 10 (continued)

| Country or area                   | United Nations | UNCHS | UNCTAD | UNIDO   | UNESCO  | ECLAC | ESCWA | FAO      | IAEA    | ICAO       | ILO   | IMO | ITC  | ITU  | UPU  | WHO | WMO  | WTO | TOTAL      |
|-----------------------------------|----------------|-------|--------|---------|---------|-------|-------|----------|---------|------------|-------|-----|------|------|------|-----|------|-----|------------|
| Niger                             | -              | -     | -      | -       | -       | -     | -     | -        | -       | -          | -     | -   | -    | -    | -    | -   | 64.7 | -   | 64.7       |
| Nigeria                           | -              | -     | -      | -       | 1 780.5 | -     | -     | 8 273.4  | -       | 48.0       | -     | -   | -    | -    | -    | -   | -    | -   | 10 102.9   |
| Niue                              | -              | -     | -      | -       | -       | -     | -     | -        | -       | -          | -     | -   | -    | -    | -    | -   | -    | -   | -          |
| Norway                            | -              | -     | -      | -       | -       | -     | -     | -        | -       | -          | -     | -   | -    | -    | -    | -   | -    | -   | -          |
| Oman                              | -              | -     | -      | -       | -       | -     | -     | 80.0     | -       | 287.0      | -     | -   | -    | 71.9 | -    | -   | -    | -   | 439.9      |
| Pacific multi-islands             | -              | -     | -      | -       | -       | -     | -     | -        | -       | -          | -     | -   | -    | -    | -    | -   | -    | -   | -          |
| Pakistan                          | -              | -     | -      | -       | -       | -     | -     | 695.2    | 90.0    | -          | -     | -   | -    | -    | -    | -   | -    | -   | 785.2      |
| Palau                             | -              | -     | -      | -       | -       | -     | -     | -        | -       | -          | -     | -   | -    | -    | -    | -   | -    | -   | -          |
| Pan Africanist Congress of Azania | -              | -     | -      | -       | -       | -     | -     | -        | -       | -          | -     | -   | -    | -    | -    | -   | -    | -   | -          |
| Panama                            | -              | -     | -      | -       | -       | -     | -     | -        | -       | 9 743.7    | -     | -   | -    | -    | -    | -   | -    | -   | 9 743.7    |
| Papua New Guinea                  | -              | -     | 232.4  | -       | -       | -     | -     | -        | -       | -          | -     | -   | -    | -    | -    | -   | -    | -   | -          |
| Paraguay                          | -              | -     | -      | -       | -       | -     | -     | 17.2     | -       | -          | -     | -   | -    | -    | 41.0 | -   | -    | -   | 273.4      |
| Peru                              | -              | -     | -      | -       | -       | -     | -     | 4.7      | -       | 4 781.9    | -     | -   | -    | 0.8  | -    | -   | -    | -   | 16.0       |
| Philippines                       | -              | -     | 40.6   | -       | -       | -     | -     | -        | -       | 1 007.7    | -     | -   | -    | -    | -    | -   | -    | -   | 4 786.5    |
| Poland                            | -              | -     | -      | -       | -       | -     | -     | -        | 2 700.0 | -          | -     | -   | -    | -    | -    | -   | -    | -   | 1 048.2    |
| Portugal                          | -              | -     | -      | -       | -       | -     | -     | -        | -       | -          | -     | -   | -    | -    | -    | -   | -    | -   | 1 048.2    |
| Puerto Rico                       | -              | -     | -      | -       | -       | -     | -     | -        | 250.0   | -          | 108.0 | -   | -    | -    | -    | -   | -    | -   | 2 700.0    |
| Qatar                             | -              | -     | -      | 102.8   | -       | -     | -     | -        | -       | -          | -     | -   | -    | -    | -    | -   | -    | -   | 358.0      |
| Republic of Korea                 | -              | -     | -      | 120.0   | 90.0    | -     | -     | -        | -       | 1 183.1    | -     | -   | -    | 2.1  | -    | -   | -    | -   | 1 380.0    |
| Republic of Moldova               | -              | -     | 217.0  | -       | -       | -     | -     | -        | 100.0   | ( 5.4)     | -     | -   | -    | -    | -    | -   | -    | -   | 204.6      |
| Reunion                           | -              | -     | -      | -       | -       | -     | -     | -        | -       | -          | -     | -   | -    | -    | -    | -   | -    | -   | 317.0      |
| Romania                           | -              | -     | 200.0  | -       | -       | -     | -     | -        | -       | -          | -     | -   | -    | -    | -    | -   | -    | -   | -          |
| Russian Federation                | -              | -     | -      | -       | -       | -     | -     | -        | -       | -          | -     | -   | -    | -    | -    | -   | -    | -   | -          |
| Rwanda                            | -              | -     | -      | 1 350.0 | -       | -     | -     | -        | -       | 90.5       | -     | -   | -    | -    | -    | -   | -    | -   | 90.5       |
| Saint Christopher                 | -              | -     | -      | -       | -       | -     | -     | -        | -       | 91.3       | -     | -   | -    | -    | -    | -   | -    | -   | 1 441.3    |
| Saint Helena                      | -              | -     | -      | -       | -       | -     | -     | -        | -       | -          | -     | -   | -    | -    | -    | -   | -    | -   | -          |
| Saint Kitts and Nevis             | -              | -     | -      | -       | -       | -     | -     | -        | -       | -          | -     | -   | -    | -    | -    | -   | -    | -   | -          |
| Saint Lucia                       | -              | -     | 131.1  | -       | -       | -     | -     | -        | -       | -          | -     | -   | -    | -    | -    | -   | -    | -   | -          |
| Saint Vincent and the Grenadines  | -              | -     | 114.8  | -       | -       | -     | -     | -        | -       | -          | -     | -   | -    | -    | -    | -   | -    | -   | 131.1      |
| Samoa                             | -              | -     | -      | -       | -       | -     | -     | -        | -       | -          | -     | -   | -    | -    | -    | -   | -    | -   | 114.8      |
| San Marino                        | -              | -     | -      | -       | -       | -     | -     | -        | -       | -          | -     | -   | -    | -    | -    | -   | -    | -   | -          |
| Sao Tome and Principe             | -              | -     | -      | -       | -       | -     | -     | -        | -       | -          | -     | -   | -    | -    | -    | -   | -    | -   | -          |
| Saudi Arabia                      | -              | -     | -      | -       | -       | -     | -     | -        | -       | ( 2.2)     | -     | -   | -    | -    | -    | -   | -    | -   | ( 2.2)     |
| Senegal                           | -              | -     | -      | -       | -       | -     | -     | 8 347.8  | 40.0    | 3 683.0    | -     | -   | 24.4 | 3.2  | -    | -   | -    | -   | 10 069.4   |
| Serbia and Montenegro             | -              | -     | -      | -       | -       | -     | -     | -        | 85.0    | -          | 104.0 | -   | -    | -    | 61.0 | -   | -    | -   | 165.0      |
| Seychelles                        | -              | -     | -      | -       | -       | -     | -     | -        | -       | -          | -     | -   | -    | -    | -    | -   | -    | -   | 85.0       |
| Sierra Leone                      | -              | -     | -      | -       | -       | -     | -     | -        | -       | -          | -     | -   | -    | -    | -    | -   | -    | -   | -          |
| Singapore                         | -              | -     | -      | -       | -       | -     | -     | -        | -       | 170.8      | -     | -   | -    | -    | -    | -   | -    | -   | 170.8      |
| Slovakia                          | -              | -     | -      | -       | -       | -     | -     | -        | -       | -          | -     | -   | -    | 0.2  | -    | -   | -    | -   | 0.2        |
| Slovenia                          | -              | -     | -      | -       | -       | -     | -     | 5.9      | -       | -          | -     | -   | -    | -    | -    | -   | -    | -   | 5.9        |
| Solomon Islands                   | -              | -     | -      | -       | -       | -     | -     | -        | -       | -          | -     | -   | -    | -    | -    | -   | -    | -   | -          |
| Somalia                           | -              | -     | -      | -       | -       | -     | -     | ( 311.2) | -       | ( 1 344.1) | -     | -   | -    | -    | -    | -   | -    | -   | ( 1 655.3) |
| South Africa                      | -              | -     | -      | -       | -       | -     | -     | 326.7    | -       | -          | 650.0 | -   | -    | -    | -    | -   | -    | -   | 976.7      |
| South Pacific                     | -              | -     | -      | -       | -       | -     | -     | -        | -       | -          | -     | -   | -    | -    | -    | -   | -    | -   | -          |
| Spain                             | -              | -     | -      | -       | -       | -     | -     | -        | -       | -          | -     | -   | -    | -    | -    | -   | -    | -   | -          |
| Sri Lanka                         | -              | -     | -      | -       | -       | -     | -     | -        | -       | -          | -     | -   | -    | -    | -    | -   | -    | -   | -          |
| Sudan                             | -              | -     | -      | -       | -       | -     | -     | -        | -       | 396.0      | -     | -   | -    | -    | -    | -   | -    | -   | 396.0      |
| Suriname                          | -              | -     | -      | -       | -       | -     | -     | -        | -       | -          | -     | -   | -    | -    | -    | -   | -    | -   | 31.4       |
| Swaziland                         | -              | -     | -      | -       | -       | -     | -     | 118.9    | -       | -          | -     | -   | -    | -    | 28.0 | -   | -    | -   | 118.9      |
| Sweden                            | -              | -     | -      | -       | -       | -     | -     | -        | -       | -          | -     | -   | -    | -    | -    | -   | -    | -   | -          |

Table 10 (continued)

| Country or area                           | United Nations | UNCHS | UNCTAD  | UNIDO   | UNESCO    | ECLAC | ESCWA | FAO      | IAEA    | ICAO      | ILO     | IMO | ITC   | ITU   | UPU     | WHO | WMO     | WTO   | TOTAL     |
|---|----------------|-------|---------|---------|-----------|-------|-------|----------|---------|-----------|---------|-----|-------|-------|---------|-----|---------|-------|-----------|
| Switzerland                               | -              | -     | -       | -       | -         | -     | -     | -        | -       | -         | -       | -   | -     | -     | -       | -   | -       | -     | -         |
| Syrian Arab Republic                      | -              | -     | 900.0   | -       | -         | -     | -     | -        | 300.0   | -         | 110.0   | -   | -     | 0.3   | -       | -   | -       | -     | 1 310.3   |
| Tajikistan                                | -              | -     | -       | -       | -         | -     | -     | -        | -       | -         | -       | -   | -     | -     | -       | -   | -       | -     | -         |
| Thailand                                  | -              | -     | -       | -       | -         | -     | -     | -        | 60.0    | 70.0      | -       | -   | -     | -     | -       | -   | -       | -     | 70.0      |
| The former Yugoslav Republic of Macedonia | -              | -     | -       | -       | -         | -     | -     | -        | -       | -         | -       | -   | -     | -     | -       | -   | -       | -     | 60.0      |
| Timor-Leste                               | -              | -     | -       | -       | -         | -     | -     | -        | -       | -         | -       | -   | -     | -     | -       | -   | -       | -     | -         |
| Togo                                      | -              | -     | -       | -       | -         | -     | -     | -        | -       | -         | -       | -   | -     | -     | -       | -   | -       | -     | -         |
| Tokelau Islands                           | -              | -     | -       | -       | -         | -     | -     | -        | -       | -         | -       | -   | -     | -     | -       | -   | -       | -     | -         |
| Tonga                                     | -              | -     | -       | -       | -         | -     | -     | -        | -       | -         | -       | -   | -     | -     | -       | -   | -       | -     | -         |
| Trinidad and Tobago                       | -              | -     | -       | -       | -         | -     | -     | -        | -       | 37.5      | 233.0   | -   | -     | -     | -       | -   | -       | -     | 270.5     |
| Trust Territory of the Pacific Islands    | -              | -     | -       | -       | -         | -     | -     | -        | -       | -         | -       | -   | -     | -     | -       | -   | -       | -     | -         |
| Tunisia                                   | -              | -     | -       | -       | -         | -     | -     | -        | 50.0    | -         | -       | -   | -     | -     | -       | -   | -       | -     | 50.0      |
| Turkey                                    | -              | -     | -       | -       | -         | -     | -     | -        | -       | -         | -       | -   | -     | 1.7   | -       | -   | -       | -     | 1.7       |
| Turkmenistan                              | -              | -     | -       | -       | -         | -     | -     | -        | -       | -         | -       | -   | -     | -     | -       | -   | -       | -     | -         |
| Turks and Caicos Islands                  | -              | -     | -       | -       | -         | -     | -     | -        | -       | -         | -       | -   | -     | -     | -       | -   | -       | -     | -         |
| Tuvalu                                    | -              | -     | -       | -       | -         | -     | -     | -        | -       | -         | -       | -   | -     | -     | -       | -   | -       | -     | -         |
| Uganda                                    | -              | -     | -       | -       | -         | -     | -     | -        | -       | -         | -       | -   | -     | -     | -       | -   | -       | -     | -         |
| Ukraine                                   | -              | -     | -       | -       | -         | -     | -     | -        | 15.0    | -         | -       | -   | -     | -     | -       | -   | -       | -     | 15.0      |
| United Arab Emirates                      | -              | -     | -       | -       | -         | -     | -     | -        | -       | ( 74.2)   | -       | -   | -     | 2.3   | -       | -   | -       | -     | ( 71.9)   |
| United Kingdom                            | -              | -     | -       | -       | -         | -     | -     | -        | -       | -         | -       | -   | -     | -     | -       | -   | -       | -     | -         |
| United Republic of Tanzania               | -              | -     | 229.3   | -       | -         | -     | -     | ( 7.2)   | -       | -         | -       | -   | -     | -     | -       | -   | -       | -     | 222.1     |
| United States                             | -              | -     | -       | -       | -         | -     | -     | -        | -       | -         | 88.0    | -   | -     | -     | -       | -   | -       | -     | 88.0      |
| Uruguay                                   | -              | -     | -       | -       | 226.3     | -     | -     | -        | 45.0    | 732.4     | -       | -   | 52.1  | -     | -       | -   | -       | -     | 1 055.8   |
| Uzbekistan                                | -              | -     | -       | -       | -         | -     | -     | -        | 60.2    | -         | -       | -   | -     | -     | -       | -   | -       | -     | 60.2      |
| Vanuatu                                   | -              | -     | -       | -       | -         | -     | -     | -        | -       | -         | -       | -   | -     | -     | -       | -   | -       | -     | -         |
| Venezuela, Bolivarian Republic of         | -              | -     | 380.1   | -       | -         | -     | -     | 4 171.8  | 2 558.2 | -         | -       | -   | -     | -     | -       | -   | -       | -     | 7 110.1   |
| Viet Nam                                  | -              | -     | -       | -       | -         | -     | -     | -        | -       | -         | -       | -   | -     | -     | -       | -   | -       | -     | -         |
| West Bank and Gaza                        | -              | -     | -       | -       | -         | -     | -     | -        | -       | -         | -       | -   | -     | 0.5   | -       | -   | -       | -     | 0.5       |
| Yemen                                     | -              | -     | -       | -       | -         | -     | -     | -        | -       | -         | -       | -   | -     | 30.6  | -       | -   | -       | -     | 30.6      |
| Zambia                                    | -              | -     | -       | -       | -         | -     | -     | ( 22.8)  | -       | -         | 20.0    | -   | -     | -     | 46.0    | -   | -       | -     | 43.2      |
| Zimbabwe                                  | -              | -     | -       | -       | -         | -     | -     | -        | -       | -         | -       | -   | -     | -     | -       | -   | -       | -     | -         |
| Others a/                                 | -              | -     | -       | -       | 192.7     | -     | -     | -        | 70.0    | 243.0     | -       | -   | -     | -     | -       | -   | -       | -     | 70.0      |
| Unspecified b/                            | -              | -     | -       | -       | -         | -     | -     | -        | -       | -         | -       | -   | -     | -     | -       | -   | -       | -     | 435.6     |
| Grand total (all countries or area)       | -              | 393.1 | 6 890.5 | 3 033.1 | 158 900.7 | 638.9 | 112.0 | 48 764.4 | 9 433.8 | 112 413.7 | 5 797.0 | -   | 447.0 | 787.1 | 1 033.0 | -   | 1 985.2 | 368.8 | 350 998.2 |

a/ ICAO - Unilateral self-supporting contributions increased by 46% due to new regional projects and increased contributions from Philippines and Venezuela

b/ ITC - Contributions for this category of contributions increased by 116.26%. 2006 figures include contributions from Brazil, Egypt, Mauritius and Saudi Arabia

c/ WHO - provided a clarification on the definition of income under their revised recognition policy - "Income is recognized upon signature of donor agreements and not when it is received."

**Table 11. WFP, UNICEF and UNFPA: contributions, 2002-2006 a/**  
*(in thousands of dollars)*

| Country/area/organization/agency      | WFP      |           |           |           |           | UNICEF   |          |          |           |           | UNFPA    |          |          |          |          |
|---------------------------------------|----------|-----------|-----------|-----------|-----------|----------|----------|----------|-----------|-----------|----------|----------|----------|----------|----------|
|                                       | 2002     | 2003      | 2004      | 2005      | 2006      | 2002     | 2003     | 2004     | 2005      | 2006      | 2002     | 2003     | 2004     | 2005     | 2006     |
| (a) Governments                       |          |           |           |           |           |          |          |          |           |           |          |          |          |          |          |
| Afghanistan                           | -        | -         | -         | -         | -         | -        | -        | -        | 5.2       | 17.1      | -        | -        | -        | 0.1      | 0.2      |
| Albania                               | -        | -         | -         | -         | -         | -        | -        | -        | -         | -         | -        | -        | -        | -        | -        |
| Algeria                               | 10.0     | 9 986.3   | -         | 14 850.2  | -         | 520.0    | 20.0     | 24.0     | 58.3      | 39.6      | 9.3      | 10.5     | 168.6    | 161.7    | 162.9    |
| Andorra                               | 75.2     | 67.3      | 100.3     | 31.9      | 133.1     | 66.6     | 132.0    | 668.4    | 1 643.6   | 964.6     | 7.8      | 14.3     | 19.1     | 26.4     | 26.4     |
| Angola                                | -        | -         | 4 013.6   | -         | 3 500.0   | -        | 2.0      | -        | -         | -         | 1.0      | 1.0      | 12.1     | 8.2      | 5.0      |
| Antigua and Barbuda                   | -        | -         | -         | -         | -         | -        | -        | -        | -         | -         | -        | -        | -        | -        | -        |
| Argentina                             | -        | -         | -         | -         | -         | 17.0     | -        | 1 805.2  | 2 701.3   | 3 029.3   | -        | -        | 1.0      | 1.0      | 2.0      |
| Armenia                               | -        | -         | -         | -         | -         | -        | 7.0      | 31.8     | 3.5       | -         | -        | 1.0      | -        | -        | -        |
| Australia                             | 51 595.0 | 36 496.5  | 46 883.7  | 63 062.8  | 54 300.2  | 13 773.7 | 27 571.2 | 36 386.2 | 56 038.5  | 58 938.1  | 1 200.4  | 1 458.9  | 1 885.4  | 3 702.1  | 3 757.4  |
| Austria                               | 3 306.9  | 2 193.0   | 2 188.9   | 4 343.0   | 1 823.5   | 1 152.7  | 1 290.2  | 1 994.9  | 6 890.6   | 7 262.3   | 644.3    | 912.1    | 886.7    | 784.3    | 1 325.7  |
| Azerbaijan                            | -        | -         | -         | 811.7     | 2 084.9   | -        | -        | 6.2      | 135.2     | 216.2     | -        | -        | 1.0      | 1.0      | 3.1      |
| Bahamas                               | -        | -         | -         | -         | -         | 1.0      | 1.8      | -        | 1.5       | 1.0       | 2.0      | 1.0      | 1.0      | 1.0      | 2.0      |
| Bahrain                               | -        | -         | -         | -         | -         | -        | -        | -        | -         | 1 000.0   | -        | -        | -        | 5.0      | 5.0      |
| Bangladesh                            | 947.3    | -         | -         | 14 347.3  | 19 513.9  | 191.6    | 40.0     | 77.5     | 565.7     | 49.1      | 25.0     | 28.0     | 27.9     | 27.9     | 27.9     |
| Barbados                              | -        | -         | -         | -         | -         | 46.5     | 4.0      | 5.0      | 4.0       | 4.0       | 3.5      | 4.0      | 3.5      | 3.5      | 3.5      |
| Belarus                               | -        | -         | -         | -         | -         | -        | -        | -        | -         | 10.0      | -        | -        | -        | -        | 1.0      |
| Belgium                               | 3 580.7  | 10 621.6  | 11 568.6  | 14 834.1  | 11 557.4  | 7 713.4  | 9 983.1  | 15 920.8 | 40 282.4  | 27 897.2  | 7 239.9  | 7 424.9  | 3 676.5  | 7 331.2  | 4 812.8  |
| Belize                                | -        | -         | -         | -         | -         | 50.5     | 50.0     | 50.0     | 54.1      | 50.0      | -        | -        | 2.5      | 2.5      | 2.5      |
| Benin                                 | -        | -         | -         | -         | -         | -        | -        | -        | -         | -         | 3.5      | 3.4      | 3.4      | 4.4      | 4.4      |
| Bhutan                                | -        | -         | -         | -         | -         | 13.4     | 14.7     | -        | 29.3      | 14.7      | 7.0      | 6.7      | 6.7      | 5.7      | 5.7      |
| Bolivia                               | 232.8    | -         | -         | -         | -         | 250.3    | 435.7    | 87.3     | 99.8      | 59.8      | 4.0      | 4.0      | 4.0      | -        | 0.1      |
| Bosnia and Herzegovina                | -        | -         | -         | -         | -         | -        | -        | -        | -         | -         | -        | -        | -        | -        | -        |
| Botswana                              | -        | -         | -         | -         | -         | -        | -        | 7.9      | 74.2      | 243.5     | 10.4     | 4.1      | 132.8    | 115.3    | 116.7    |
| Brazil                                | -        | -         | -         | -         | -         | -        | -        | 4 890.1  | 6 427.9   | 6 645.9   | 505.3    | 70.2     | 779.6    | 115.0    | 754.3    |
| British Virgin Islands                | -        | -         | -         | -         | -         | 1.5      | -        | -        | -         | -         | -        | -        | -        | -        | -        |
| Brunei Darussalam                     | -        | -         | -         | -         | -         | 272.2    | -        | -        | 115.5     | -         | -        | -        | -        | -        | -        |
| Bulgaria                              | -        | -         | 5.0       | -         | 10.0      | -        | 2.8      | 2.7      | 3.0       | 3.5       | 10.1     | 11.1     | 2.0      | 2.0      | 2.0      |
| Burkina Faso                          | -        | -         | -         | -         | -         | -        | -        | -        | 0.5       | 18.2      | 1.3      | 1.3      | 1.9      | 1.9      | 1.9      |
| Burundi                               | -        | -         | -         | -         | -         | 1.3      | -        | -        | 1.9       | 1.0       | 0.7      | 0.9      | 0.9      | 0.9      | 1.0      |
| Cambodia                              | -        | -         | -         | -         | -         | 5.0      | 13.9     | 10.0     | 5.8       | 5.0       | 1.0      | 3.3      | 3.0      | 2.9      | 1.4      |
| Cameroun                              | -        | 103.2     | 600.0     | -         | -         | -        | -        | -        | 0.3       | 55.3      | 10.5     | -        | 20.2     | 14.3     | 1 010.4  |
| Canada                                | 50 070.9 | 101 119.5 | 101 555.3 | 148 167.9 | 140 844.5 | 53 820.8 | 65 282.2 | 91 168.7 | 136 706.2 | 128 475.8 | 21 898.0 | 12 109.4 | 11 951.4 | 18 520.2 | 20 828.0 |
| Cape Verde                            | -        | -         | -         | -         | -         | -        | 1.5      | -        | -         | -         | -        | 7.0      | -        | 1.5      | 1.2      |
| Cayman Islands                        | -        | -         | -         | -         | -         | -        | -        | -        | -         | -         | -        | -        | -        | -        | -        |
| Central African Republic              | -        | -         | -         | -         | -         | -        | -        | -        | -         | -         | -        | -        | -        | -        | -        |
| Chad                                  | -        | -         | -         | -         | -         | -        | -        | 9.0      | -         | -         | 6.7      | -        | 0.6      | 1.4      | 2.0      |
| Chile                                 | -        | -         | -         | -         | -         | 77.0     | 62.0     | 370.9    | 1 349.6   | 1 074.4   | 5.0      | 5.0      | 34.7     | 19.0     | 10.5     |
| China                                 | 1 298.4  | 1 298.4   | 4 804.3   | 2 750.0   | 1 750.0   | 1 197.7  | 1 167.1  | 1 618.4  | 3 533.8   | 13 115.1  | 820.0    | 820.0    | 900.0    | 1 900.0  | 900.0    |
| Colombia                              | 0.5      | 3 128.5   | 2 136.2   | 3 128.5   | 2 136.2   | 400.0    | -        | 1 047.6  | 3 314.4   | 3 114.3   | 40.0     | 948.5    | 635.0    | 129.0    | 1 135.5  |
| Comoros                               | -        | -         | -         | -         | -         | -        | -        | -        | -         | -         | 0.2      | 1.0      | 0.5      | 0.5      | 0.5      |
| Congo                                 | -        | -         | -         | -         | 248.9     | -        | -        | -        | -         | -         | 39.8     | 7.8      | 11.1     | 34.1     | 0.7      |
| Cook Islands                          | -        | -         | -         | -         | -         | -        | -        | -        | -         | -         | -        | 0.6      | 0.7      | -        | -        |
| Costa Rica                            | -        | -         | -         | -         | -         | 8.2      | 9.3      | -        | 16.3      | -         | -        | 5.0      | 3.6      | 6.0      | 3.7      |
| Cote d'Ivoire                         | -        | -         | -         | -         | -         | -        | 76.0     | 87.5     | 463.4     | 48.4      | 9.8      | 22.9     | 15.0     | 15.0     | 10.0     |
| Croatia                               | -        | -         | -         | -         | -         | -        | 1.0      | 255.1    | 1 314.4   | 1 232.4   | 1.0      | 1.0      | 1.0      | 1.0      | 10.0     |
| Cuba                                  | 664.7    | 515.4     | 570.0     | 864.2     | 865.0     | 5.0      | 10.0     | 10.0     | -         | -         | 5.0      | 5.0      | 5.0      | 5.0      | 5.0      |
| Cyprus                                | -        | 94.5      | -         | -         | 400.0     | 10.0     | -        | 29.4     | 706.1     | 752.8     | 1.6      | 1.8      | 14.8     | 1.5      | 36.3     |
| Czech Republic                        | -        | -         | 96.1      | 1 236.1   | 426.1     | 159.3    | 219.2    | 524.3    | 2 703.0   | 2 391.1   | 81.7     | 93.9     | 115.9    | 121.6    | 120.5    |
| Democratic People's Republic of Korea | -        | -         | -         | -         | -         | 0.5      | -        | -        | 3.1       | -         | 11.7     | 15.3     | 10.3     | 36.9     | 14.2     |
| Democratic Republic of the Congo      | -        | -         | -         | -         | -         | -        | -        | -        | -         | -         | -        | -        | 2.0      | 3.0      | 5.0      |
| Denmark                               | 35 531.3 | 38 821.7  | 42 344.6  | 52 071.0  | 44 036.3  | 31 374.3 | 35 799.5 | 39 606.7 | 56 534.4  | 63 474.0  | 24 568.4 | 26 865.4 | 33 264.1 | 32 073.1 | 33 470.5 |
| Djibouti                              | -        | -         | 183.2     | 51.5      | -         | -        | 1.0      | -        | 1.0       | 1.0       | 1.0      | 1.0      | 1.0      | 1.0      | 1.0      |



Table 11. (continued)

| Country/area/organization/agency | 2002     | 2003      | 2004      | 2005      | 2006     | 2002      | 2003      | 2004      | 2005      | 2006      | 2002     | 2003     | 2004     | 2005     | 2006     |
|----------------------------------|----------|-----------|-----------|-----------|----------|-----------|-----------|-----------|-----------|-----------|----------|----------|----------|----------|----------|
| Dominica                         | 4.0      | 46.9      | -         | -         | -        | -         | -         | -         | -         | -         | 0.2      | 0.2      | -        | -        | 0.2      |
| Dominican Republic               | 88.9     | 182.0     | -         | -         | -        | -         | -         | -         | -         | -         | 4.3      | -        | -        | -        | 145.5    |
| Ecuador                          | 382.0    | 546.5     | 353.5     | 62 305.9  | 47 331.0 | ( 0.8)    | -         | -         | -         | -         | 176.8    | 71.8     | 76.7     | 80.5     | 105.4    |
| Egypt                            | -        | -         | -         | -         | -        | -         | 26.0      | -         | -         | -         | -        | -        | -        | -        | -        |
| El Salvador                      | -        | -         | -         | -         | -        | -         | -         | -         | -         | -         | 1.0      | 1.0      | -        | 2.0      | 1.0      |
| Equatorial Guinea                | -        | -         | -         | -         | -        | -         | -         | -         | -         | -         | -        | 177.8    | 0.3      | 136.8    | 41.0     |
| Eritrea                          | 35.0     | 47.3      | -         | 105.7     | -        | -         | -         | -         | -         | -         | 1.3      | 1.3      | 1.3      | 2.0      | 2.0      |
| Estonia                          | -        | -         | -         | -         | -        | -         | 16.6      | 20.1      | 62.5      | 60.1      | -        | 2.0      | 66.0     | 23.4     | 23.0     |
| Ethiopia                         | -        | -         | -         | 30.4      | -        | -         | 49.3      | 50.0      | 49.3      | 50.4      | 3.5      | 3.6      | 3.6      | 3.5      | 3.5      |
| Faroe Islands                    | 328.4    | 38.5      | -         | 285.4     | 221.8    | -         | -         | -         | -         | -         | -        | -        | -        | -        | -        |
| Fiji                             | 16 969.0 | 17 680.3  | 17 561.7  | 22 854.0  | 18 320.6 | 1.6       | -         | -         | -         | -         | 2.4      | 2.4      | 2.9      | 3.0      | 1.5      |
| Finland                          | 17 340.2 | 16 358.0  | 25 248.0  | 37 571.3  | 26 631.6 | 15 190.5  | 18 355.1  | 23 688.5  | 35 737.5  | 36 164.1  | 18 287.2 | 16 347.1 | 19 441.0 | 22 948.4 | 20 452.6 |
| France                           | -        | -         | -         | -         | -        | 8 485.5   | 11 984.3  | 26 485.5  | 141 690.0 | 82 822.4  | 1 854.5  | 1 437.0  | 1 517.4  | 3 408.6  | 2 400.0  |
| Gabon                            | -        | -         | -         | -         | -        | -         | -         | 108.5     | 317.7     | 539.2     | 23.4     | 9.8      | 93.9     | 89.2     | 9.0      |
| Gambia                           | -        | -         | -         | -         | -        | 10.0      | -         | -         | -         | -         | 2.7      | 1.8      | 1.7      | 9.0      | 9.0      |
| Georgia                          | -        | -         | -         | 108.7     | -        | -         | -         | 1.8       | -         | -         | -        | 0.5      | 1.1      | 1.5      | 167.7    |
| Germany                          | 45 875.2 | 48 803.4  | 65 058.8  | 68 974.7  | 58 173.7 | 7 030.4   | 7 392.4   | 48 476.3  | 177 995.1 | 141 094.6 | 14 736.2 | 18 019.5 | 18 935.4 | 28 588.4 | 20 977.9 |
| Ghana                            | -        | -         | 15.0      | -         | 10.0     | -         | -         | 15.0      | -         | -         | 12.5     | 12.5     | 25.0     | 12.5     | 12.5     |
| Gibraltar                        | -        | -         | -         | -         | -        | -         | -         | -         | -         | -         | -        | -        | -        | -        | -        |
| Greece                           | -        | 200.0     | -         | 4 207.8   | 3 598.6  | -         | 607.4     | 1 651.0   | 5 651.1   | 5 675.5   | 6.0      | 6.0      | 10.0     | 15.0     | 58.4     |
| Grenada                          | -        | -         | -         | -         | -        | -         | -         | 1.0       | -         | -         | -        | -        | -        | -        | 0.1      |
| Guatemala                        | -        | 161.5     | -         | -         | -        | -         | -         | 0.5       | 12.0      | -         | -        | -        | -        | -        | -        |
| Guinea                           | -        | -         | -         | -         | -        | -         | -         | 12.8      | -         | -         | 10.3     | -        | -        | 708.3    | 441.3    |
| Guinea-Bissau                    | -        | -         | -         | -         | -        | -         | -         | -         | -         | -         | 550.0    | -        | -        | 4.0      | 4.0      |
| Guyana                           | -        | -         | -         | -         | -        | 3.0       | 3.1       | 3.0       | 140.8     | 21.1      | -        | -        | -        | 0.3      | 0.1      |
| Haiti                            | -        | -         | -         | 307.2     | 307.2    | -         | -         | 10.0      | -         | -         | 5.0      | 5.0      | 10.0     | 10.0     | 5.0      |
| Holy See                         | -        | -         | 20.0      | -         | 10.0     | -         | -         | -         | -         | -         | -        | -        | -        | -        | -        |
| Honduras                         | 982.2    | 4 012.8   | 2 987.9   | 11 251.9  | 14 087.5 | 25.6      | 209.2     | 417.4     | 266.0     | 200.0     | 4.3      | 4.1      | 3.5      | 3.4      | 3.4      |
| Hong Kong, China                 | -        | -         | -         | -         | -        | -         | -         | 2 674.8   | 34 129.2  | -         | -        | -        | -        | -        | -        |
| Hungary                          | 60.3     | 237.5     | 65.0      | 185.4     | 65.0     | 4.2       | -         | 63.8      | 879.7     | 994.5     | -        | 25.0     | 13.9     | 9.7      | 2.0      |
| Iceland                          | 41.4     | 237.5     | 56.8      | 478.4     | 3 742.8  | 115.1     | 133.4     | 229.8     | 999.5     | 4 869.0   | 10.3     | 13.1     | 14.8     | 94.1     | 100.0    |
| India                            | 7 228.5  | 4 215.0   | 25 145.5  | 35 434.1  | 14 191.7 | 1 191.9   | -         | 2 063.0   | 3 160.7   | 3 501.5   | 184.9    | 194.8    | 195.5    | 207.9    | 199.2    |
| Indonesia                        | -        | 20.0      | -         | -         | 15 694.5 | -         | 100.0     | 546.6     | 1 926.6   | 3 012.6   | 22.6     | 32.6     | 33.1     | 33.9     | 32.0     |
| Iran (Islamic Republic of)       | -        | -         | 40.0      | -         | -        | 107.0     | 53.5      | 3.5       | 196.8     | 401.7     | 23.9     | 24.5     | 49.0     | 50.0     | 50.0     |
| Iraq                             | 9 828.9  | 10 128.0  | 12 700.1  | 17 981.2  | 29 395.4 | 8 890.6   | 17 974.7  | 15 408.3  | 28 048.0  | 33 040.2  | -        | -        | -        | -        | -        |
| Ireland                          | -        | 6.0       | -         | 50.0      | -        | 60.0      | 120.0     | 60.0      | 97.7      | 76.5      | 1 589.9  | 2 727.2  | 3 886.6  | 3 817.0  | 6 116.5  |
| Israel                           | -        | -         | -         | -         | -        | -         | -         | -         | -         | -         | 25.0     | 25.0     | 25.0     | 20.0     | 10.0     |
| Italy                            | 30 782.5 | 41 672.7  | 50 174.7  | 48 525.1  | 10 984.7 | 29 987.3  | 33 689.2  | 51 023.7  | 94 077.1  | 72 165.3  | 3 004.7  | 2 976.4  | 2 804.9  | 2 642.0  | 3 615.8  |
| Jamaica                          | -        | -         | -         | -         | -        | 0.7       | -         | 0.6       | 78.6      | -         | 59.3     | -        | -        | 1.0      | 1.0      |
| Japan                            | 95 842.4 | 131 112.4 | 130 154.1 | 164 392.8 | 78 166.0 | 118 068.9 | 100 993.1 | 170 787.4 | 296 898.4 | 289 335.2 | 39 546.2 | 40 517.0 | 40 517.0 | 43 138.0 | 35 557.1 |
| Jordan                           | 42.0     | 88.6      | 53.4      | -         | 37.8     | 14.1      | 14.1      | 3.5       | 16.3      | -         | 48.0     | 50.1     | 52.3     | 50.1     | 50.1     |
| Kazakhstan                       | -        | -         | -         | -         | -        | -         | -         | 10.0      | 43.3      | -         | 5.0      | -        | -        | 20.0     | 33.9     |
| Kenya                            | 12 139.9 | 2 777.7   | 10 044.4  | 14 310.8  | 21 174.3 | -         | -         | 17.3      | 459.9     | 645.9     | 10.0     | 5.0      | 4.7      | 10.0     | 9.9      |
| Kiribati                         | -        | -         | -         | -         | -        | -         | -         | -         | -         | -         | 0.4      | 1.8      | 9.1      | -        | 0.2      |
| Kuwait                           | -        | 1 000.0   | -         | 500.0     | 143.1    | 450.0     | -         | 400.0     | 700.0     | 200.0     | 10.0     | 20.0     | 10.0     | 500.0    | 10.0     |
| Kyrgyzstan                       | -        | -         | -         | -         | -        | -         | -         | -         | -         | -         | -        | -        | -        | -        | -        |
| Lao People's Democratic Republic | -        | -         | -         | -         | -        | -         | 5.3       | 10.4      | 6.6       | 6.6       | 0.6      | 1.5      | 1.2      | 1.2      | 1.5      |
| Latvia                           | -        | -         | -         | -         | -        | 10.0      | -         | -         | ( 12.5)   | 3.1       | -        | -        | -        | 0.2      | -        |
| Lebanon                          | -        | -         | -         | -         | 3 137.0  | 5.0       | -         | -         | 496.8     | 126.7     | 416.0    | 135.2    | 396.5    | 353.7    | 276.6    |
| Lesotho                          | -        | -         | -         | -         | -        | 0.7       | 3.5       | 0.7       | ( 0.5)    | 0.1       | 1.0      | 1.7      | 2.9      | 2.8      | 2.9      |
| Liberia                          | -        | -         | -         | -         | -        | -         | -         | -         | -         | -         | -        | 2.5      | 40.0     | 10.0     | 40.0     |
| Libyan Arab Jamahiriya           | -        | -         | -         | -         | 4 514.8  | 14.9      | 10.1      | 130.8     | 103.9     | 91.8      | -        | -        | -        | -        | -        |
| Liechtenstein                    | -        | -         | -         | 45.9      | 64.6     | -         | -         | -         | -         | -         | 7.1      | 8.5      | 7.8      | 23.4     | 8.0      |
| Lithuania                        | -        | -         | -         | -         | 112.2    | -         | 31.8      | -         | -         | -         | -        | -        | -        | -        | -        |
| Luxembourg                       | 2 929.6  | 3 689.4   | 4 179.8   | 12 110.7  | 16 686.6 | 2 853.6   | 3 574.4   | 3 574.4   | 11 519.4  | 9 835.6   | 1 337.4  | 2 525.8  | 3 030.2  | 6 481.8  | 6 159.3  |
| Madagascar                       | 1.5      | 3.3       | 2 000.0   | -         | -        | 5.0       | 160.7     | -         | 0.3       | 20.0      | -        | 1.9      | 1.6      | 1.8      | 7.8      |
| Malawi                           | -        | 1 131.9   | 14 463.6  | 462.9     | 8 907.4  | ( 0.4)    | ( 0.1)    | -         | -         | 32.8      | 2.4      | 3.0      | 3.0      | 3.0      | 3.0      |
| Malaysia                         | 100.0    | -         | -         | 1 429.8   | 250.0    | 84.0      | -         | 176.9     | 590.0     | 92.5      | 15.0     | 15.0     | 15.0     | 15.0     | 215.0    |

Table 11. (continued)

| Country/area/organization/agency            |          |          |             |           |          |          |           |           |           |           |           |          |          |           |          |          |
|---|----------|----------|-------------|-----------|----------|----------|-----------|-----------|-----------|-----------|-----------|----------|----------|-----------|----------|----------|
|   | 2002     | 2003     | 2004        | 2005      | 2006     | 2002     | 2003      | 2004      | 2005      | 2006      | 2002      | 2003     | 2004     | 2005      | 2006     | 2008     |
| Maldives                                    | -        | -        | -           | -         | -        | -        | 7.5       | 7.5       | 12.5      | 12.5      | -         | 3.0      | 3.0      | 3.0       | 3.0      | 5.0      |
| Mail  | -        | -        | -           | -         | -        | -        | 17.4      | -         | -         | 18.4      | 3.2       | 5.4      | 6.4      | 6.5       | 6.5      | 5.0      |
| Malia                                       | -        | -        | -           | -         | -        | -        | -         | -         | -         | 2.8       | 0.2       | 1.0      | 1.3      | -         | 1.0      | 1.0      |
| Marshall Islands                            | -        | -        | -           | -         | -        | -        | -         | -         | -         | -         | -         | 2.0      | 2.0      | 2.0       | 2.0      | 2.0      |
| Mauritania                                  | -        | -        | -           | -         | -        | -        | -         | -         | -         | -         | -         | 1.4      | 1.5      | 1.5       | 1.9      | 1.8      |
| Mauritius                                   | -        | -        | -           | -         | -        | -        | -         | 9.5       | 9.7       | 49.3      | 9.6       | 3.6      | 4.1      | 3.5       | 3.4      | 4.4      |
| Mexico                                      | -        | -        | -           | -         | -        | -        | 200.0     | 250.7     | 1 924.7   | 6 311.9   | 4 602.5   | 2 963.8  | 893.8    | 347.8     | 384.5    | 1 117.7  |
| Moldova, Republic of                        | -        | -        | -           | -         | -        | -        | -         | 0.2       | -         | -         | -         | -        | 0.1      | 0.2       | -        | 0.2      |
| Micronesia (Federated States of)            | -        | -        | -           | -         | -        | -        | -         | -         | -         | -         | -         | 3.0      | 3.0      | -         | 3.0      | 3.0      |
| Monaco                                      | -        | 20.0     | 30.0        | 36.2      | 36.3     | 36.3     | 25.0      | 25.0      | 80.6      | 130.1     | -         | -        | -        | -         | -        | 31.5     |
| Mongolia                                    | -        | -        | -           | -         | -        | -        | 11.0      | 11.0      | 11.0      | 54.7      | 519.0     | 4.0      | 4.0      | 4.0       | 4.0      | 4.0      |
| Morocco                                     | 293.1    | 361.5    | 2.2         | -         | 38.2     | 38.2     | 91.4      | 4.4       | 44.3      | 1 134.0   | 229.8     | 103.9    | 317.2    | 584.3     | 180.0    | 1 355.5  |
| Mozambique                                  | -        | -        | -           | -         | -        | -        | -         | -         | -         | -         | 2.0       | 1.0      | -        | 1.0       | 2.0      | 2.0      |
| Myanmar                                     | -        | -        | -           | -         | -        | -        | 3.5       | 1.9       | 1.8       | -         | 0.6       | 0.1      | 0.1      | 400.1     | 0.1      | 0.1      |
| Namibia                                     | -        | -        | -           | 2.0       | -        | -        | -         | 1.0       | 119.0     | 4.1       | 1.1       | 1.0      | 1.3      | 1.5       | 1.0      | 1.0      |
| Nauru                                       | -        | -        | -           | -         | -        | -        | -         | -         | -         | -         | -         | 0.5      | 0.5      | 0.3       | 0.3      | -        |
| Nepal                                       | 100.0    | 100.8    | ( 99 855.9) | 149.1     | 100.1    | 100.1    | -         | -         | 15.0      | 1.0       | 15.0      | 5.0      | 5.0      | 5.4       | 5.7      | 5.5      |
| Netherlands                                 | 56 456.4 | 47 191.8 | 73 706.3    | 109 667.3 | 74 970.5 | 83 147.5 | 83 147.5  | 74 038.4  | 102 216.9 | 201 846.9 | 206 686.5 | 56 084.9 | 70 890.2 | 112 880.2 | 88 648.4 | 82 460.7 |
| New Zealand                                 | 745.4    | 2 320.3  | 2 094.8     | 10 238.9  | 4 958.3  | 2 845.3  | 2 845.3   | 4 114.4   | 6 688.0   | 7 520.5   | 7 520.5   | 1 360.5  | 1 427.6  | 3 688.2   | 5 171.1  | 4 690.3  |
| Nicaragua                                   | 2.5      | 18.9     | 1 328.0     | -         | -        | -        | 129.6     | 5.0       | 3.8       | 8.3       | 7.6       | 4.9      | 5.0      | 5.0       | 4.0      | 6.0      |
| Niger                                       | -        | -        | -           | -         | -        | -        | -         | -         | -         | -         | -         | 10.1     | 5.0      | -         | 4.6      | 5.0      |
| Nigeria                                     | -        | -        | -           | 33.4      | 200.7    | -        | -         | -         | 170.6     | 689.5     | 1 135.5   | 19.7     | 70.3     | -         | 756.4    | 545.0    |
| Nile  | -        | -        | -           | -         | -        | -        | -         | -         | -         | -         | -         | -        | -        | -         | -        | -        |
| Norway                                      | 44 468.1 | 47 860.1 | 52 762.5    | 90 837.5  | 47 875.8 | 82 392.7 | 112 788.3 | 130 383.6 | 209 768.6 | 180 568.4 | 180 568.4 | 27 859.8 | 38 819.9 | 38 415.2  | 44 769.1 | 43 139.9 |
| Oman  | 2 000.0  | -        | -           | -         | -        | -        | 133.0     | 143.3     | 582.3     | 615.5     | 619.1     | -        | 196.0    | 74.0      | 26.0     | 26.0     |
| Pakistan                                    | -        | 85.2     | -           | -         | 11 140.8 | 94.6     | 38.4      | 122.1     | 76.6      | 76.8      | 76.8      | 513.2    | 511.7    | 497.6     | 500.0    | 504.9    |
| Palau                                       | -        | -        | -           | -         | -        | 0.5      | -         | -         | -         | -         | -         | 2.0      | 2.0      | 0.1       | -        | 0.1      |
| Panama                                      | 1.0      | -        | 1.0         | 2.0       | 1.0      | 18.7     | 308.0     | 363.7     | 548.8     | 444.4     | 444.4     | 25.0     | 25.0     | 25.0      | 15.6     | 10.3     |
| Papua New Guinea                            | -        | -        | -           | -         | -        | -        | -         | -         | 1.0       | 1.0       | -         | 1.8      | 5.0      | -         | 3.5      | 3.5      |
| Paraguay                                    | -        | -        | -           | -         | -        | -        | -         | -         | 40.5      | 9.4       | 9.4       | 104.4    | 45.8     | 53.1      | 47.0     | 255.6    |
| Peru  | 7.0      | 300.4    | -           | -         | -        | -        | 10.0      | -         | 294.8     | 369.0     | 383.8     | 2 443.5  | 2 612.9  | 7 972.3   | 19 843.0 | 14 353.1 |
| Philippines                                 | -        | -        | -           | -         | -        | -        | 64.0      | 44.5      | 682.3     | 1 034.0   | 1 036.3   | 29.7     | 27.0     | 27.1      | 27.8     | 37.7     |
| Poland                                      | 230.0    | 214.9    | 355.9       | 200.0     | 1 199.6  | 30.0     | 30.0      | 20.0      | 45.4      | 264.0     | 1 040.3   | -        | -        | 14.0      | 20.0     | 55.0     |
| Portugal                                    | 40.0     | 417.3    | 722.8       | 955.5     | 370.4    | 370.4    | 170.0     | 284.9     | 2 414.8   | 9 397.4   | 7 620.4   | 24.9     | 40.4     | 305.3     | 40.0     | 100.0    |
| Qatar                                       | -        | 302.0    | -           | 196.6     | 152.0    | -        | -         | 10.0      | 50.0      | 550.0     | -         | 30.0     | -        | 30.0      | -        | 30.0     |
| Republic of Korea                           | 16 610.2 | 17 009.9 | 23 669.2    | 1 147.8   | 631.8    | 631.8    | 2 280.0   | 6 910.0   | 4 612.3   | 16 822.2  | 19 405.0  | 130.0    | 130.0    | 130.0     | 180.0    | 130.0    |
| Romania                                     | -        | -        | -           | -         | 11 007.8 | 11 007.8 | 10.5      | 12.2      | 11.8      | 748.8     | 792.6     | 10.0     | 10.4     | 10.1      | 10.2     | 10.1     |
| Russian Federation                          | -        | 11 000.0 | -           | 11 000.0  | -        | -        | 500.0     | 500.0     | 522.0     | 4 095.2   | 1 612.4   | 150.0    | 150.0    | 150.0     | 150.0    | 300.0    |
| Rwanda                                      | -        | -        | -           | -         | -        | -        | -         | -         | -         | 0.7       | -         | 0.5      | 0.5      | 0.5       | 0.3      | 0.3      |
| Saint Kitts and Nevis                       | -        | -        | -           | -         | -        | -        | -         | -         | -         | -         | -         | 0.6      | -        | 0.5       | 0.3      | 0.5      |
| Saint Lucia                                 | -        | -        | -           | -         | -        | -        | -         | -         | -         | -         | -         | -        | -        | 0.5       | 0.5      | 0.5      |
| Saint Vincent and the Grenadines            | -        | -        | -           | -         | -        | -        | -         | -         | -         | 2.3       | -         | -        | -        | 0.3       | 0.1      | 0.1      |
| Samoa                                       | -        | -        | -           | -         | -        | -        | 1.0       | 1.1       | 1.0       | 1.0       | -         | 5.0      | 5.0      | 5.0       | 5.0      | 5.0      |
| San Marino                                  | 7.9      | -        | -           | -         | 38.5     | -        | -         | -         | 53.1      | 55.3      | 88.3      | -        | -        | -         | -        | 0.5      |
| Sao Tome and Principe                       | -        | -        | -           | -         | -        | -        | -         | -         | -         | -         | -         | 1.5      | 2.1      | 29.1      | 28.6     | 8.6      |
| Saudi Arabia                                | 4 123.9  | 3 302.3  | 3 345.3     | 3 252.4   | 33 419.3 | -        | -         | 2 050.0   | 131.7     | 3 649.9   | 3 248.8   | 500.0    | 300.0    | 300.0     | 300.0    | 500.0    |
| Senegal                                     | -        | -        | -           | 36.4      | -        | -        | 53.9      | -         | 152.7     | 116.0     | 114.0     | 17.9     | 0.4      | 16.8      | 19.4     | 17.1     |
| Serbia and Montenegro (formerly Yugoslavia) | -        | -        | -           | -         | -        | -        | -         | -         | -         | 609.6     | 444.8     | -        | -        | 0.2       | 0.2      | 0.5      |
| Seychelles                                  | -        | -        | -           | -         | -        | -        | -         | -         | -         | -         | -         | 2.3      | 1.0      | 2.0       | 2.0      | 3.0      |
| Sierra Leone                                | -        | -        | -           | -         | -        | -        | -         | -         | -         | 523.7     | 801.5     | 10.0     | 8.8      | 12.2      | 11.5     | 11.1     |
| Singapore                                   | 20.0     | -        | 20.0        | 15.0      | 50.0     | 50.0     | 50.0      | 50.0      | 50.0      | 107.7     | 101.7     | -        | -        | -         | -        | -        |
| Slovakia                                    | 15.0     | 696.6    | 24.8        | 30.0      | 76.8     | 76.8     | -         | 11.5      | 95.9      | 638.1     | 204.8     | 1.0      | 4.8      | 5.9       | 6.0      | 6.1      |
| Slovenia                                    | 33.5     | 33.0     | 4.1         | 94.3      | 4.1      | 18.5     | 18.5      | 93.6      | 585.5     | 3 072.0   | 2 547.4   | 0.1      | 0.1      | 0.2       | 0.2      | 10.0     |
| Solomon Islands                             | -        | -        | -           | -         | -        | -        | -         | -         | -         | -         | -         | -        | 0.2      | 0.2       | 0.1      | 0.1      |
| Somalia                                     | -        | -        | -           | -         | -        | -        | -         | -         | -         | -         | -         | -        | 0.1      | 0.1       | 0.1      | 0.1      |
| South Africa                                | 43.4     | 19 252.6 | 6 274.5     | 5 354.6   | 1 112.1  | 17.3     | 102.0     | 247.9     | 210.5     | 273.0     | 273.0     | 75.8     | 17.2     | 20.4      | 25.8     | 24.3     |

Table 11. (continued)

| Country/area/organization/agency          | 2002        | 2003        | 2004        | 2005        | 2006        | 2002      | 2003        | 2004        | 2005        | 2006        | 2002      | 2003      | 2004      | 2005      | 2006      |
|---|-------------|-------------|-------------|-------------|-------------|-----------|-------------|-------------|-------------|-------------|-----------|-----------|-----------|-----------|-----------|
| Spain                                     | 2 778.2     | 4 480.2     | 21 705.7    | 11 183.0    | 16 825.3    | 1 806.7   | 3 253.0     | 15 900.1    | 53 114.2    | 92 242.0    | 551.9     | 632.8     | 793.8     | 1 498.2   | 12 009.2  |
| Sri Lanka                                 | 221.3       | 106.4       | 0.1         | 196.2       | 229.8       | 225.7     | 242.0       | 231.6       | 33.5        | 31.0        | 610.6     | 18.0      | 18.0      | 18.0      | 18.0      |
| Sudan                                     | -           | -           | -           | -           | 36 220.0    | -         | -           | -           | -           | -           | -         | 30.0      | 30.0      | 30.0      | 30.0      |
| Suriname                                  | -           | -           | -           | -           | -           | -         | -           | -           | -           | -           | 0.5       | -         | 0.5       | 0.5       | 0.5       |
| Swaziland                                 | -           | -           | 963.2       | -           | 616.7       | 0.9       | -           | -           | -           | -           | -         | 10.0      | 10.0      | 10.0      | 10.0      |
| Sweden                                    | 29 398.7    | 37 886.7    | 45 213.2    | 84 588.4    | 55 893.4    | 73 850.5  | 102 974.0   | 115 749.6   | 145 043.8   | 182 088.4   | 18 966.4  | 28 832.2  | 42 527.2  | 62 237.0  | 62 670.8  |
| Switzerland                               | 21 315.4    | 29 536.5    | 30 804.6    | 34 446.8    | 31 863.1    | 12 873.5  | 16 879.9    | 22 506.9    | 35 511.3    | 35 705.0    | 9 807.9   | 9 100.7   | 10 806.4  | 9 802.5   | 10 180.2  |
| Syrian Arab Republic                      | 32.6        | -           | 1 004.2     | -           | 1 356.1     | -         | 5.8         | -           | 6.7         | 8.2         | 0.2       | 306.1     | 306.8     | 852.9     | 985.2     |
| Tajikistan                                | -           | -           | -           | -           | -           | 207.7     | 208.8       | 2 889.3     | 4 796.3     | 2 964.3     | -         | 96.0      | 96.5      | 96.0      | 96.0      |
| Thailand                                  | 20.0        | 376.4       | -           | 254.3       | 38.4        | -         | -           | -           | -           | -           | -         | -         | -         | -         | -         |
| The former Yugoslav Republic of Macedonia | -           | -           | -           | -           | -           | -         | 2.5         | -           | -           | 6.0         | -         | 1.5       | 1.5       | 1.5       | -         |
| Timor-Leste                               | -           | -           | -           | -           | -           | -         | -           | -           | -           | -           | -         | 23.5      | 0.5       | 0.5       | 0.5       |
| Togo                                      | -           | -           | -           | -           | -           | -         | -           | 66.4        | 0.1         | -           | -         | 3.0       | 6.1       | 10.7      | 5.7       |
| Tokelau                                   | -           | -           | -           | -           | -           | -         | -           | -           | -           | -           | -         | 0.4       | 0.4       | 0.4       | 0.4       |
| Tonga                                     | -           | -           | -           | -           | -           | -         | 3.9         | -           | -           | -           | -         | 1.0       | 1.0       | 1.0       | 1.0       |
| Trinidad and Tobago                       | -           | -           | -           | 15.0        | 15.0        | 1.8       | -           | 2.7         | 17.3        | 10.7        | -         | 5.0       | 5.0       | 5.0       | 5.0       |
| Tunisia                                   | -           | -           | -           | -           | -           | 44.3      | 41.8        | 40.5        | 126.5       | 145.3       | 24.8      | 21.2      | 288.5     | 59.1      | 58.4      |
| Turkey                                    | -           | -           | -           | 3 050.0     | 1 200.0     | 120.0     | 220.0       | 468.1       | 2 374.8     | 1 294.4     | 108.0     | 108.0     | 108.0     | 108.0     | 108.0     |
| Turkmenistan                              | -           | -           | -           | -           | -           | -         | -           | -           | -           | -           | 2.5       | -         | 1.7       | -         | -         |
| Turks and Caicos                          | -           | -           | -           | -           | -           | -         | -           | -           | -           | -           | -         | -         | -         | -         | -         |
| Tuvalu                                    | -           | -           | -           | -           | -           | -         | -           | -           | -           | -           | 3.5       | 3.0       | 3.0       | 3.0       | 3.0       |
| Uganda                                    | -           | 536.2       | -           | 59.5        | -           | -         | -           | -           | -           | -           | 9.7       | 10.0      | 10.2      | 10.0      | 10.0      |
| United Arab Emirates                      | -           | -           | -           | 1 000.0     | 5 000.0     | 100.0     | 200.0       | 106.3       | 2 856.6     | 179.7       | -         | 5.0       | -         | -         | -         |
| United Kingdom                            | 100 708.8   | 133 527.3   | 110 644.5   | 119 932.8   | 98 491.2    | 71 608.8  | 130 084.0   | 207 141.8   | 227 273.8   | 230 136.8   | 34 514.4  | 37 750.5  | 41 440.2  | 68 405.6  | 39 819.7  |
| United Republic of Tanzania               | -           | -           | -           | -           | -           | -         | -           | -           | -           | -           | -         | -         | -         | -         | -         |
| United States                             | 954 149.0   | 1 630 822.3 | 1 049 474.1 | 1 258 288.3 | 1 083 726.8 | 246 752.2 | 288 126.6   | 303 412.3   | 435 788.9   | 316 425.9   | 600.0     | -         | -         | -         | -         |
| Ukraine                                   | -           | -           | -           | -           | -           | -         | -           | -           | -           | -           | -         | -         | -         | -         | -         |
| Uruguay                                   | -           | -           | -           | -           | -           | -         | -           | 232.2       | 307.5       | 393.6       | -         | -         | 12.0      | 5.0       | 553.0     |
| Uzbekistan                                | -           | -           | -           | -           | -           | -         | -           | -           | -           | 0.8         | -         | 1.0       | -         | 0.9       | -         |
| Vanuatu                                   | -           | -           | -           | -           | -           | -         | -           | -           | 882.7       | 1 762.6     | 0.8       | 1.1       | 0.9       | 0.9       | 0.9       |
| Venezuela, Bolivarian Republic of         | -           | -           | -           | 3 015.0     | 1 800.0     | -         | -           | 299.9       | 882.7       | 1 762.6     | 5.0       | 5.0       | 1.0       | 8.5       | 2 021.3   |
| Viet Nam                                  | -           | 500.0       | ( 3.7)      | -           | 128.3       | -         | 27.4        | 13.7        | 130.8       | 13.7        | 4.5       | 4.0       | 4.3       | 4.3       | 4.3       |
| Virgin Islands (United Kingdom)           | -           | -           | -           | -           | -           | -         | -           | -           | -           | -           | -         | -         | -         | -         | -         |
| West Bank and Gaza                        | -           | -           | -           | -           | -           | -         | -           | -           | -           | -           | -         | -         | -         | -         | -         |
| Yemen                                     | -           | -           | -           | -           | -           | -         | -           | 10.0        | 10.0        | 10.0        | 10.0      | 205.9     | 205.7     | 355.7     | 15.0      |
| Zambia                                    | -           | -           | -           | -           | -           | -         | -           | -           | -           | -           | 6.0       | 6.2       | 2.1       | 2.1       | 2.1       |
| Zimbabwe                                  | -           | -           | 4.4         | -           | -           | 0.9       | -           | 0.1         | 49.2        | -           | 10.8      | 0.1       | 0.1       | 0.1       | 0.3       |
| Others <sup>a/</sup>                      | -           | -           | -           | 1 585.4     | -           | 527.7     | -           | (4 359.9)   | 70.7        | 1 020.3     | 4 235.5   | -         | 1.0       | 64.5      | 1.0       |
| Subtotal (all governments)                | 1 622 048.6 | 2 471 200.1 | 1 886 745.7 | 2 572 629.3 | 2 186 899.3 | 884 493.1 | 1 089 795.8 | 1 480 776.0 | 2 540 506.8 | 2 283 022.8 | 312 000.1 | 334 612.0 | 406 597.7 | 483 757.0 | 444 028.0 |
| (b) Private sector - countries/area       |             |             |             |             |             |           |             |             |             |             |           |           |           |           |           |
| Albania                                   | -           | -           | -           | -           | -           | -         | -           | -           | -           | -           | -         | -         | -         | -         | -         |
| Algeria                                   | -           | -           | -           | -           | -           | -         | -           | -           | -           | -           | -         | -         | -         | -         | -         |
| Andorra                                   | -           | -           | -           | -           | -           | 271.1     | 294.1       | -           | -           | -           | -         | -         | -         | -         | -         |
| Angola                                    | -           | -           | -           | -           | -           | 0.2       | -           | -           | -           | -           | -         | -         | -         | -         | -         |
| Argentina                                 | -           | -           | -           | -           | -           | 1 140.5   | 1 284.6     | -           | -           | -           | -         | -         | -         | -         | -         |
| Australia                                 | -           | -           | -           | -           | -           | -         | -           | -           | -           | -           | -         | -         | -         | -         | -         |
| Austria                                   | -           | -           | 542.8       | -           | -           | 2 544.7   | 3 977.0     | -           | -           | -           | -         | -         | -         | -         | -         |
| Azerbaijan                                | -           | -           | -           | -           | -           | 2 398.0   | 2 831.4     | -           | -           | -           | -         | -         | -         | -         | -         |
| Bahrain                                   | -           | -           | -           | -           | -           | -         | -           | -           | -           | -           | -         | -         | -         | -         | -         |
| Bangladesh                                | -           | -           | -           | -           | -           | -         | 0.6         | -           | -           | -           | -         | -         | -         | -         | -         |
| Barbados                                  | -           | -           | -           | -           | -           | -         | -           | -           | -           | -           | -         | -         | -         | -         | -         |
| Belgium                                   | -           | -           | -           | -           | -           | 5 281.9   | 7 380.8     | -           | -           | -           | -         | -         | -         | -         | -         |
| Benin                                     | -           | -           | -           | -           | -           | -         | -           | -           | -           | -           | -         | -         | -         | -         | -         |
| Bhutan                                    | -           | -           | -           | -           | -           | -         | -           | -           | -           | -           | -         | -         | -         | -         | -         |
| Bolivia                                   | -           | -           | -           | -           | -           | 35.5      | 5.1         | 57.5        | -           | -           | -         | -         | -         | -         | -         |

Table 11. (continued)

| Country/area/organization/agency      | 2002 | 2003 | 2004  | 2005    | 2006 | 2002 | 2003            | 2004               | 2005    | 2006 | 2002 | 2003 | 2004 | 2005 | 2006 | 2002 | 2003 | 2004 | 2005 | 2006 | 2007 | 2008 |
|---------------------------------------|------|------|-------|---------|------|------|-----------------|--------------------|---------|------|------|------|------|------|------|------|------|------|------|------|------|------|
| Bosnia and Herzegovina                | -    | -    | -     | -       | -    | -    | -               | -                  | -       | -    | -    | -    | -    | -    | -    | -    | -    | -    | -    | -    | -    | -    |
| Botswana                              | -    | -    | -     | -       | -    | -    | -               | -                  | -       | -    | -    | -    | -    | -    | -    | -    | -    | -    | -    | -    | -    | -    |
| Brazil                                | -    | -    | -     | -       | -    | -    | 7 599.6<br>43.9 | 6 271.1<br>( 38.2) | -       | -    | -    | -    | -    | -    | -    | -    | -    | -    | -    | -    | -    | -    |
| Bulgaria                              | -    | -    | -     | -       | -    | -    | -               | -                  | -       | -    | -    | -    | -    | -    | -    | -    | -    | -    | -    | -    | -    | -    |
| Burkina Faso                          | -    | -    | -     | -       | -    | -    | -               | -                  | -       | -    | -    | -    | -    | -    | -    | -    | -    | -    | -    | -    | -    | -    |
| Cambodia                              | -    | -    | -     | -       | -    | -    | -               | -                  | -       | -    | -    | -    | -    | -    | -    | -    | -    | -    | -    | -    | -    | -    |
| Cameroon                              | -    | -    | -     | -       | -    | -    | 0.9             | -                  | -       | -    | -    | -    | -    | -    | -    | -    | -    | -    | -    | -    | -    | -    |
| Canada                                | -    | -    | 78.6  | 2 959.4 | -    | -    | 10 537.2        | 12 323.1           | 3 876.0 | -    | -    | -    | -    | -    | -    | -    | -    | -    | -    | -    | -    | -    |
| Cape Verde                            | -    | -    | -     | -       | -    | -    | 0.5             | -                  | -       | -    | -    | -    | -    | -    | -    | -    | -    | -    | -    | -    | -    | -    |
| Cayman Islands                        | -    | -    | -     | -       | -    | -    | 20.0            | -                  | -       | -    | -    | -    | -    | -    | -    | -    | -    | -    | -    | -    | -    | -    |
| Central African Republic              | -    | -    | -     | -       | -    | -    | 7.7             | -                  | -       | -    | -    | -    | -    | -    | -    | -    | -    | -    | -    | -    | -    | -    |
| Chad                                  | -    | -    | -     | -       | -    | -    | 0.2             | -                  | -       | -    | -    | -    | -    | -    | -    | -    | -    | -    | -    | -    | -    | -    |
| Chile                                 | -    | -    | -     | -       | -    | -    | 350.4           | 287.7              | -       | -    | -    | -    | -    | -    | -    | -    | -    | -    | -    | -    | -    | -    |
| China                                 | -    | -    | -     | -       | -    | -    | 409.5           | 399.5              | -       | -    | -    | -    | -    | -    | -    | -    | -    | -    | -    | -    | -    | -    |
| Colombia                              | -    | -    | -     | -       | -    | -    | 1 101.9         | 1 116.9            | -       | -    | -    | -    | -    | -    | -    | -    | -    | -    | -    | -    | -    | -    |
| Comoros                               | -    | -    | -     | -       | -    | -    | -               | -                  | -       | -    | -    | -    | -    | -    | -    | -    | -    | -    | -    | -    | -    | -    |
| Congo                                 | -    | -    | -     | -       | -    | -    | -               | -                  | -       | -    | -    | -    | -    | -    | -    | -    | -    | -    | -    | -    | -    | -    |
| Costa Rica                            | -    | -    | -     | -       | -    | -    | 5.8             | 0.1                | 0.3     | -    | -    | -    | -    | -    | -    | -    | -    | -    | -    | -    | -    | -    |
| Côte d'Ivoire                         | -    | -    | -     | -       | -    | -    | 7.6             | 56.4               | -       | -    | -    | -    | -    | -    | -    | -    | -    | -    | -    | -    | -    | -    |
| Croatia                               | -    | -    | -     | -       | -    | -    | 193.0           | 285.4              | -       | -    | -    | -    | -    | -    | -    | -    | -    | -    | -    | -    | -    | -    |
| Cuba                                  | -    | -    | -     | -       | -    | -    | -               | -                  | -       | -    | -    | -    | -    | -    | -    | -    | -    | -    | -    | -    | -    | -    |
| Cyprus                                | -    | -    | -     | -       | -    | -    | 410.7           | 428.9              | -       | -    | -    | -    | -    | -    | -    | -    | -    | -    | -    | -    | -    | -    |
| Czech Republic                        | -    | -    | -     | -       | -    | -    | 240.3           | 328.5              | -       | -    | -    | -    | -    | -    | -    | -    | -    | -    | -    | -    | -    | -    |
| Democratic People's Republic of Korea | -    | -    | -     | -       | -    | -    | -               | -                  | -       | -    | -    | -    | -    | -    | -    | -    | -    | -    | -    | -    | -    | -    |
| Democratic Republic of the Congo      | -    | -    | -     | -       | -    | -    | -               | -                  | -       | -    | -    | -    | -    | -    | -    | -    | -    | -    | -    | -    | -    | -    |
| Denmark                               | -    | -    | -     | -       | -    | -    | 2 988.8         | 4 710.3            | 58.5    | -    | -    | -    | -    | -    | -    | -    | -    | -    | -    | -    | -    | -    |
| Djibouti                              | -    | -    | -     | -       | -    | -    | 189.2           | 40.5               | -       | -    | -    | -    | -    | -    | -    | -    | -    | -    | -    | -    | -    | -    |
| Dominican Republic                    | -    | -    | -     | 949.3   | -    | -    | 429.9           | 448.6              | -       | -    | -    | -    | -    | -    | -    | -    | -    | -    | -    | -    | -    | -    |
| Ecuador                               | -    | -    | -     | -       | -    | -    | -               | 0.2                | -       | -    | -    | -    | -    | -    | -    | -    | -    | -    | -    | -    | -    | -    |
| Egypt                                 | -    | -    | -     | -       | -    | -    | -               | -                  | -       | -    | -    | -    | -    | -    | -    | -    | -    | -    | -    | -    | -    | -    |
| El Salvador                           | -    | -    | -     | -       | -    | -    | 13.3            | -                  | -       | -    | -    | -    | -    | -    | -    | -    | -    | -    | -    | -    | -    | -    |
| Equatorial Guinea                     | -    | -    | -     | -       | -    | -    | -               | -                  | -       | -    | -    | -    | -    | -    | -    | -    | -    | -    | -    | -    | -    | -    |
| Eritrea                               | -    | -    | -     | -       | -    | -    | ( 0.2)          | 22.3               | -       | -    | -    | -    | -    | -    | -    | -    | -    | -    | -    | -    | -    | -    |
| Estonia                               | -    | -    | -     | -       | -    | -    | -               | -                  | -       | -    | -    | -    | -    | -    | -    | -    | -    | -    | -    | -    | -    | -    |
| Ethiopia                              | -    | -    | -     | -       | -    | -    | -               | -                  | -       | -    | -    | -    | -    | -    | -    | -    | -    | -    | -    | -    | -    | -    |
| Fiji                                  | -    | -    | -     | -       | -    | -    | -               | -                  | -       | -    | -    | -    | -    | -    | -    | -    | -    | -    | -    | -    | -    | -    |
| Finland                               | -    | -    | 2.4   | -       | -    | -    | 4 588.9         | 5 508.3            | -       | -    | -    | -    | -    | -    | -    | -    | -    | -    | -    | -    | -    | -    |
| France                                | -    | -    | -     | -       | -    | -    | 83 153.5        | 38 049.5           | 433.2   | -    | -    | -    | -    | -    | -    | -    | -    | -    | -    | -    | -    | -    |
| Gabon                                 | -    | -    | -     | -       | -    | -    | -               | 3.4                | -       | -    | -    | -    | -    | -    | -    | -    | -    | -    | -    | -    | -    | -    |
| Gambia                                | -    | -    | -     | -       | -    | -    | 0.9             | -                  | -       | -    | -    | -    | -    | -    | -    | -    | -    | -    | -    | -    | -    | -    |
| Georgia                               | -    | -    | -     | -       | -    | -    | -               | -                  | -       | -    | -    | -    | -    | -    | -    | -    | -    | -    | -    | -    | -    | -    |
| Germany                               | -    | -    | -     | -       | -    | -    | 58 833.2        | 84 516.9           | 25.4    | -    | -    | -    | -    | -    | -    | -    | -    | -    | -    | -    | -    | -    |
| Ghana                                 | -    | -    | -     | -       | -    | -    | 1.5             | -                  | -       | -    | -    | -    | -    | -    | -    | -    | -    | -    | -    | -    | -    | -    |
| Gibraltar                             | -    | -    | -     | -       | -    | -    | 18.9            | 20.9               | -       | -    | -    | -    | -    | -    | -    | -    | -    | -    | -    | -    | -    | -    |
| Greece                                | -    | -    | -     | -       | -    | -    | 3 773.7         | 11 905.8           | -       | -    | -    | -    | -    | -    | -    | -    | -    | -    | -    | -    | -    | -    |
| Guatemala                             | -    | -    | -     | -       | -    | -    | -               | -                  | -       | -    | -    | -    | -    | -    | -    | -    | -    | -    | -    | -    | -    | -    |
| Guinea                                | -    | -    | -     | -       | -    | -    | -               | -                  | -       | -    | -    | -    | -    | -    | -    | -    | -    | -    | -    | -    | -    | -    |
| Guinea-Bissau                         | -    | -    | -     | -       | -    | -    | -               | -                  | -       | -    | -    | -    | -    | -    | -    | -    | -    | -    | -    | -    | -    | -    |
| Guyana                                | -    | -    | -     | -       | -    | -    | -               | -                  | -       | -    | -    | -    | -    | -    | -    | -    | -    | -    | -    | -    | -    | -    |
| Haiti                                 | -    | -    | -     | -       | -    | -    | -               | -                  | 0.1     | -    | -    | -    | -    | -    | -    | -    | -    | -    | -    | -    | -    | -    |
| Honduras                              | -    | -    | 405.9 | -       | -    | -    | -               | -                  | -       | -    | -    | -    | -    | -    | -    | -    | -    | -    | -    | -    | -    | -    |
| Hong Kong, China                      | -    | -    | -     | -       | -    | -    | 6 751.7         | 6 948.9            | -       | -    | -    | -    | -    | -    | -    | -    | -    | -    | -    | -    | -    | -    |
| Hungary                               | -    | -    | -     | -       | -    | -    | 258.8           | 558.3              | -       | -    | -    | -    | -    | -    | -    | -    | -    | -    | -    | -    | -    | -    |
| Iceland                               | -    | -    | -     | -       | -    | -    | 16.8            | 33.0               | -       | -    | -    | -    | -    | -    | -    | -    | -    | -    | -    | -    | -    | -    |
| Ireland                               | -    | -    | -     | -       | -    | -    | 417.7           | -                  | -       | -    | -    | -    | -    | -    | -    | -    | -    | -    | -    | -    | -    | -    |





Table 11. (continued)

[illegible]

Table 11. (continued)

| Country/area/organization/agency | 2002 | 2003 | 2004 | 2005 | 2006 | 2007 | 2008 | 2009 | 2010 | 2011 | 2012 | 2013 | 2014 | 2015 | 2016 | 2017 | 2018 | 2019 | 2020 | 2021 | 2022 | 2023 | 2024 | 2025 | 2026 | 2027 | 2028 | 2029 | 2030 | 2031 | 2032 | 2033 | 2034 | 2035 | 2036 | 2037 | 2038 | 2039 | 2040 | 2041 | 2042 | 2043 | 2044 | 2045 | 2046 | 2047 | 2048 | 2049 | 2050 | 2051 | 2052 | 2053 | 2054 | 2055 | 2056 | 2057 | 2058 | 2059 | 2060 | 2061 | 2062 | 2063 | 2064 | 2065 | 2066 | 2067 | 2068 | 2069 | 2070 | 2071 | 2072 | 2073 | 2074 | 2075 | 2076 | 2077 | 2078 | 2079 | 2080 | 2081 | 2082 | 2083 | 2084 | 2085 | 2086 | 2087 | 2088 | 2089 | 2090 | 2091 | 2092 | 2093 | 2094 | 2095 | 2096 | 2097 | 2098 | 2099 | 2100 | 2101 | 2102 | 2103 | 2104 | 2105 | 2106 | 2107 | 2108 | 2109 | 2110 | 2111 | 2112 | 2113 | 2114 | 2115 | 2116 | 2117 | 2118 | 2119 | 2120 | 2121 | 2122 | 2123 | 2124 | 2125 | 2126 | 2127 | 2128 | 2129 | 2130 | 2131 | 2132 | 2133 | 2134 | 2135 | 2136 | 2137 | 2138 | 2139 | 2140 | 2141 | 2142 | 2143 | 2144 | 2145 | 2146 | 2147 | 2148 | 2149 | 2150 | 2151 | 2152 | 2153 | 2154 | 2155 | 2156 | 2157 | 2158 | 2159 | 2160 | 2161 | 2162 | 2163 | 2164 | 2165 | 2166 | 2167 | 2168 | 2169 | 2170 | 2171 | 2172 | 2173 | 2174 | 2175 | 2176 | 2177 | 2178 | 2179 | 2180 | 2181 | 2182 | 2183 | 2184 | 2185 | 2186 | 2187 | 2188 | 2189 | 2190 | 2191 | 2192 | 2193 | 2194 | 2195 | 2196 | 2197 | 2198 | 2199 | 2200 | 2201 | 2202 | 2203 | 2204 | 2205 | 2206 | 2207 | 2208 | 2209 | 2210 | 2211 | 2212 | 2213 | 2214 | 2215 | 2216 | 2217 | 2218 | 2219 | 2220 | 2221 | 2222 | 2223 | 2224 | 2225 | 2226 | 2227 | 2228 | 2229 | 2230 | 2231 | 2232 | 2233 | 2234 | 2235 | 2236 | 2237 | 2238 | 2239 | 2240 | 2241 | 2242 | 2243 | 2244 | 2245 | 2246 | 2247 | 2248 | 2249 | 2250 | 2251 | 2252 | 2253 | 2254 | 2255 | 2256 | 2257 | 2258 | 2259 | 2260 | 2261 | 2262 | 2263 | 2264 | 2265 | 2266 | 2267 | 2268 | 2269 | 2270 | 2271 | 2272 | 2273 | 2274 | 2275 | 2276 | 2277 | 2278 | 2279 | 2280 | 2281 | 2282 | 2283 | 2284 | 2285 | 2286 | 2287 | 2288 | 2289 | 2290 | 2291 | 2292 | 2293 | 2294 | 2295 | 2296 | 2297 | 2298 | 2299 | 2300 | 2301 | 2302 | 2303 | 2304 | 2305 | 2306 | 2307 | 2308 | 2309 | 2310 | 2311 | 2312 | 2313 | 2314 | 2315 | 2316 | 2317 | 2318 | 2319 | 2320 | 2321 | 2322 | 2323 | 2324 | 2325 | 2326 | 2327 | 2328 | 2329 | 2330 | 2331 | 2332 | 2333 | 2334 | 2335 | 2336 | 2337 | 2338 | 2339 | 2340 | 2341 | 2342 | 2343 | 2344 | 2345 | 2346 | 2347 | 2348 | 2349 | 2350 | 2351 | 2352 | 2353 | 2354 | 2355 | 2356 | 2357 | 2358 | 2359 | 2360 | 2361 | 2362 | 2363 | 2364 | 2365 | 2366 | 2367 | 2368 | 2369 | 2370 | 2371 | 2372 | 2373 | 2374 | 2375 | 2376 | 2377 | 2378 | 2379 | 2380 | 2381 | 2382 | 2383 | 2384 | 2385 | 2386 | 2387 | 2388 | 2389 | 2390 | 2391 | 2392 | 2393 | 2394 | 2395 | 2396 | 2397 | 2398 | 2399 | 2400 | 2401 | 2402 | 2403 | 2404 | 2405 | 2406 | 2407 | 2408 | 2409 | 2410 | 2411 | 2412 | 2413 | 2414 | 2415 | 2416 | 2417 | 2418 | 2419 | 2420 | 2421 | 2422 | 2423 | 2424 | 2425 | 2426 | 2427 | 2428 | 2429 | 2430 | 2431 | 2432 | 2433 | 2434 | 2435 | 2436 | 2437 | 2438 | 2439 | 2440 | 2441 | 2442 | 2443 | 2444 | 2445 | 2446 | 2447 | 2448 | 2449 | 2450 | 2451 | 2452 | 2453 | 24 |
|----------------------------------|------|------|------|------|------|------|------|------|------|------|------|------|------|------|------|------|------|------|------|------|------|------|------|------|------|------|------|------|------|------|------|------|------|------|------|------|------|------|------|------|------|------|------|------|------|------|------|------|------|------|------|------|------|------|------|------|------|------|------|------|------|------|------|------|------|------|------|------|------|------|------|------|------|------|------|------|------|------|------|------|------|------|------|------|------|------|------|------|------|------|------|------|------|------|------|------|------|------|------|------|------|------|------|------|------|------|------|------|------|------|------|------|------|------|------|------|------|------|------|------|------|------|------|------|------|------|------|------|------|------|------|------|------|------|------|------|------|------|------|------|------|------|------|------|------|------|------|------|------|------|------|------|------|------|------|------|------|------|------|------|------|------|------|------|------|------|------|------|------|------|------|------|------|------|------|------|------|------|------|------|------|------|------|------|------|------|------|------|------|------|------|------|------|------|------|------|------|------|------|------|------|------|------|------|------|------|------|------|------|------|------|------|------|------|------|------|------|------|------|------|------|------|------|------|------|------|------|------|------|------|------|------|------|------|------|------|------|------|------|------|------|------|------|------|------|------|------|------|------|------|------|------|------|------|------|------|------|------|------|------|------|------|------|------|------|------|------|------|------|------|------|------|------|------|------|------|------|------|------|------|------|------|------|------|------|------|------|------|------|------|------|------|------|------|------|------|------|------|------|------|------|------|------|------|------|------|------|------|------|------|------|------|------|------|------|------|------|------|------|------|------|------|------|------|------|------|------|------|------|------|------|------|------|------|------|------|------|------|------|------|------|------|------|------|------|------|------|------|------|------|------|------|------|------|------|------|------|------|------|------|------|------|------|------|------|------|------|------|------|------|------|------|------|------|------|------|------|------|------|------|------|------|------|------|------|------|------|------|------|------|------|------|------|------|------|------|------|------|------|------|------|------|------|------|------|------|------|------|------|------|------|------|------|------|------|------|------|------|------|------|------|------|------|------|------|------|------|------|------|------|------|------|------|------|------|------|------|------|------|------|------|------|------|------|------|------|------|------|------|------|------|------|----|
|----------------------------------|------|------|------|------|------|------|------|------|------|------|------|------|------|------|------|------|------|------|------|------|------|------|------|------|------|------|------|------|------|------|------|------|------|------|------|------|------|------|------|------|------|------|------|------|------|------|------|------|------|------|------|------|------|------|------|------|------|------|------|------|------|------|------|------|------|------|------|------|------|------|------|------|------|------|------|------|------|------|------|------|------|------|------|------|------|------|------|------|------|------|------|------|------|------|------|------|------|------|------|------|------|------|------|------|------|------|------|------|------|------|------|------|------|------|------|------|------|------|------|------|------|------|------|------|------|------|------|------|------|------|------|------|------|------|------|------|------|------|------|------|------|------|------|------|------|------|------|------|------|------|------|------|------|------|------|------|------|------|------|------|------|------|------|------|------|------|------|------|------|------|------|------|------|------|------|------|------|------|------|------|------|------|------|------|------|------|------|------|------|------|------|------|------|------|------|------|------|------|------|------|------|------|------|------|------|------|------|------|------|------|------|------|------|------|------|------|------|------|------|------|------|------|------|------|------|------|------|------|------|------|------|------|------|------|------|------|------|------|------|------|------|------|------|------|------|------|------|------|------|------|------|------|------|------|------|------|------|------|------|------|------|------|------|------|------|------|------|------|------|------|------|------|------|------|------|------|------|------|------|------|------|------|------|------|------|------|------|------|------|------|------|------|------|------|------|------|------|------|------|------|------|------|------|------|------|------|------|------|------|------|------|------|------|------|------|------|------|------|------|------|------|------|------|------|------|------|------|------|------|------|------|------|------|------|------|------|------|------|------|------|------|------|------|------|------|------|------|------|------|------|------|------|------|------|------|------|------|------|------|------|------|------|------|------|------|------|------|------|------|------|------|------|------|------|------|------|------|------|------|------|------|------|------|------|------|------|------|------|------|------|------|------|------|------|------|------|------|------|------|------|------|------|------|------|------|------|------|------|------|------|------|------|------|------|------|------|------|------|------|------|------|------|------|------|------|------|------|------|------|------|------|------|------|------|------|------|------|------|------|------|------|------|------|------|------|------|------|------|------|------|------|------|----|

Table 11. (continued)

| Country/area/organization/agency                        | 2002    | 2003     | 2004     | 2005     | 2006     | 2002      | 2003      | 2004     | 2005      | 2006     | 2002     | 2003    | 2004     | 2005    | 2008     |
|---|---------|----------|----------|----------|----------|-----------|-----------|----------|-----------|----------|----------|---------|----------|---------|----------|
| Population Services International                       | -       | -        | -        | -        | -        | -         | -         | -        | -         | -        | -        | -       | -        | -       | -        |
| Program for Appropriate Technology                      | -       | -        | -        | -        | -        | 2 894.6   | 2 718.2   | -        | -         | -        | 118.5    | -       | -        | -       | -        |
| Rabota Barnen, Sweden                                   | -       | -        | -        | -        | -        | -         | -         | -        | -         | -        | -        | -       | -        | -       | -        |
| Rafael M. Salas Endowment Fund                          | -       | -        | -        | -        | -        | -         | -         | -        | -         | -        | 3.0      | -       | -        | -       | -        |
| Redd Barna, Norway                                      | -       | -        | -        | -        | -        | -         | -         | -        | -         | -        | -        | -       | -        | -       | -        |
| Rotary International                                    | -       | -        | -        | -        | -        | 7 390.3   | 4 350.0   | 7 255.0  | 9 145.0   | 4 322.5  | -        | -       | -        | -       | 164.7    |
| Saband University                                       | -       | -        | -        | -        | -        | -         | -         | -        | -         | -        | -        | -       | -        | -       | -        |
| Scherriff Mexico  | -       | -        | -        | -        | -        | -         | -         | -        | -         | -        | -        | -       | -        | -       | -        |
| Shell   | -       | -        | -        | -        | -        | -         | -         | -        | -         | -        | -        | 9.9     | -        | -       | -        |
| Shinyo-en   | -       | -        | 91.7     | -        | -        | -         | -         | -        | -         | -        | -        | -       | -        | -       | -        |
| Spain   | -       | -        | -        | -        | -        | -         | -         | -        | -         | -        | -        | -       | -        | -       | -        |
| Sweden  | -       | -        | -        | -        | -        | -         | -         | -        | -         | -        | -        | -       | -        | -       | -        |
| Switzerland   | -       | -        | -        | -        | 49.1     | -         | -         | -        | -         | -        | -        | -       | -        | -       | -        |
| Tetsuko Kuroyanagi, Japan                               | -       | -        | -        | -        | -        | 2 040.0   | 999.5     | 840.0    | 862.0     | -        | -        | -       | -        | -       | -        |
| The Hunger Site   | -       | -        | 163.3    | -        | -        | -         | -         | -        | -         | -        | -        | -       | -        | -       | -        |
| The Rockefeller Foundation                              | -       | -        | -        | -        | -        | -         | -         | -        | -         | -        | 500.0    | -       | -        | -       | -        |
| TNT Post Group  | 108.8   | 1 763.3  | -        | -        | -        | -         | -         | -        | -         | -        | -        | -       | -        | -       | -        |
| United Kingdom of Great Britain and Northern Ireland    | -       | -        | -        | -        | -        | -         | -         | -        | -         | -        | -        | -       | -        | -       | -        |
| United Methodist Committee On Relief                    | -       | -        | 8.6      | -        | -        | -         | -         | -        | -         | -        | -        | -       | -        | -       | -        |
| United Nations Foundation Incorporated                  | -       | -        | -        | -        | -        | 25 013.6  | -         | -        | 71 255.4  | 30 733.7 | -        | -       | -        | -       | -        |
| United States   | -       | -        | -        | -        | -        | -         | -         | -        | -         | -        | -        | -       | -        | -       | -        |
| United States Committee for UNFPA                       | -       | -        | -        | -        | -        | -         | -         | -        | -         | -        | 6 241.8  | 5 967.7 | 7 280.0  | -       | -        |
| University of Aberdeen                                  | -       | -        | -        | -        | -        | -         | -         | -        | -         | -        | -        | -       | 15.0     | -       | -        |
| Vaccine Fund  | -       | -        | -        | -        | -        | -         | -         | -        | -         | -        | -        | -       | -        | -       | -        |
| Wallace Global Fund                                     | -       | -        | -        | -        | -        | -         | -         | -        | -         | -        | -        | -       | -        | -       | -        |
| World University Service of Canada                      | -       | -        | -        | -        | -        | 214.4     | 300.0     | -        | -         | -        | -        | -       | -        | -       | -        |
| 34 Million Friends Campaign                             | 486.9   | 13 185.9 | 24 655.2 | 12 209.9 | 15 007.8 | 1.0       | -         | 36.9     | 22 326.3  | 1 776.4  | 188.0    | 1 011.0 | -        | 619.3   | -        |
| Others <sup>b/</sup>                                    | -       | -        | -        | -        | -        | -         | -         | -        | -         | -        | ( 212.4) | -       | -        | -       | -        |
| Subtotal (private sector - NGOs and others)             | 4 107.2 | 25 787.4 | 28 063.9 | 62 301.2 | 53 044.9 | 41 535.0  | 17 278.5  | 11 799.1 | 108 232.3 | 84 972.0 | 12 403.5 | 9 531.4 | 8 906.7  | 1 607.3 | 948.5    |
| Total (private sector - countries/area/NGOs & others)   | 4 434.7 | 26 414.8 | 59 543.2 | 67 224.2 | 53 044.9 | 526 048.8 | 552 853.5 | 45 520.8 | 108 232.3 | 64 972.0 | 12 403.5 | 9 531.4 | 8 906.7  | 1 607.3 | 948.5    |
| (d) United Nations system                               | -       | -        | -        | -        | -        | -         | -         | -        | -         | -        | -        | -       | -        | -       | -        |
| Economic Commission for Latin America and the Caribbean | -       | -        | -        | -        | -        | -         | -         | -        | -         | -        | 30.0     | -       | -        | -       | -        |
| FAO, Rome   | -       | -        | -        | -        | -        | -         | -         | -        | -         | -        | -        | -       | -        | -       | -        |
| IFAD, Rome  | 70.0    | -        | -        | -        | -        | -         | -         | 52.6     | -         | -        | -        | -       | -        | -       | -        |
| International Labour Organization                       | -       | -        | -        | -        | -        | -         | -         | -        | -         | -        | -        | -       | -        | -       | -        |
| Joint United Nations Programme on HIV/AIDS              | 20.0    | 139.7    | -        | -        | -        | 9 396.1   | 16 928.2  | 4 999.9  | 4 544.5   | -        | 6 841.0  | -       | 10 449.9 | 4 090.4 | -        |
| OCHA, New York  | -       | -        | 35.3     | -        | -        | 162.6     | -         | 3 350.7  | -         | 56 956.6 | -        | -       | 50.0     | -       | 7 052.9  |
| UN Human Rights Field Operations                        | -       | -        | -        | -        | -        | -         | -         | -        | -         | 250.0    | -        | -       | -        | -       | -        |
| UNAIDS  | -       | -        | 250.0    | -        | -        | -         | -         | -        | -         | 4 190.0  | -        | -       | -        | -       | 10 730.8 |
| UNDP, New York  | -       | -        | -        | -        | -        | -         | -         | -        | -         | -        | -        | -       | -        | -       | -        |
| UNEP, New York  | -       | -        | -        | -        | -        | -         | -         | -        | -         | -        | -        | -       | -        | -       | -        |
| UNICEF, New York  | -       | -        | -        | -        | -        | -         | -         | -        | -         | -        | -        | -       | -        | -       | -        |
| UNEP, New York  | -       | -        | -        | -        | -        | -         | -         | -        | -         | -        | -        | -       | -        | -       | -        |
| UNEP, New York  | -       | -        | -        | -        | -        | -         | -         | -        | -         | -        | -        | -       | -        | -       | -        |
| UNEP, New York  | -       | -        | -        | -        | -        | -         | -         | -        | -         | -        | -        | -       | -        | -       | -        |
| UNEP, New York  | -       | -        | -        | -        | -        | -         | -         | -        | -         | -        | -        | -       | -        | -       | -        |
| UNEP, New York  | -       | -        | -        | -        | -        | -         | -         | -        | -         | -        | -        | -       | -        | -       | -        |
| UNEP, New York  | -       | -        | -        | -        | -        | -         | -         | -        | -         | -        | -        | -       | -        | -       | -        |
| UNEP, New York  | -       | -        | -        | -        | -        | -         | -         | -        | -         | -        | -        | -       | -        | -       | -        |
| UNEP, New York  | -       | -        | -        | -        | -        | -         | -         | -        | -         | -        | -        | -       | -        | -       | -        |
| UNEP, New York  | -       | -        | -        | -        | -        | -         | -         | -        | -         | -        | -        | -       | -        | -       | -        |
| UNEP, New York  | -       | -        | -        | -        | -        | -         | -         | -        | -         | -        | -        | -       | -        | -       | -        |
| UNEP, New York  | -       | -        | -        | -        | -        | -         | -         | -        | -         | -        | -        | -       | -        | -       | -        |
| UNEP, New York  | -       | -        | -        | -        | -        | -         | -         | -        | -         | -        | -        | -       | -        | -       | -        |
| UNEP, New York  | -       | -        | -        | -        | -        | -         | -         | -        | -         | -        | -        | -       | -        | -       | -        |
| UNEP, New York  | -       | -        | -        | -        | -        | -         | -         | -        | -         | -        | -        | -       | -        | -       | -        |
| UNEP, New York  | -       | -        | -        | -        | -        | -         | -         | -        | -         | -        | -        | -       | -        | -       | -        |
| UNEP, New York  | -       | -        | -        | -        | -        | -         | -         | -        | -         | -        | -        | -       | -        | -       | -        |
| UNEP, New York  | -       | -        | -        | -        | -        | -         | -         | -        | -         | -        | -        | -       | -        | -       | -        |
| UNEP, New York  | -       | -        | -        | -        | -        | -         | -         | -        | -         | -        | -        | -       | -        | -       | -        |
| UNEP, New York  | -       | -        | -        | -        | -        | -         | -         | -        | -         | -        | -        | -       | -        | -       | -        |
| UNEP, New York  | -       | -        | -        | -        | -        | -         | -         | -        | -         | -        | -        | -       | -        | -       | -        |
| UNEP, New York  | -       | -        | -        | -        | -        | -         | -         | -        | -         | -        | -        | -       | -        | -       | -        |
| UNEP, New York  | -       | -        | -        | -        | -        | -         | -         | -        | -         | -        | -        | -       | -        | -       | -        |
| UNEP, New York  | -       | -        | -        | -        | -        | -         | -         | -        | -         | -        | -        | -       | -        | -       | -        |
| UNEP, New York  | -       | -        | -        | -        | -        | -         | -         | -        | -         | -        | -        | -       | -        | -       | -        |
| UNEP, New York  | -       | -        | -        | -        | -        | -         | -         | -        | -         | -        | -        | -       | -        | -       | -        |
| UNEP, New York  | -       | -        | -        | -        | -        | -         | -         | -        | -         | -        | -        | -       | -        | -       | -        |
| UNEP, New York  | -       | -        | -        | -        | -        | -         | -         | -        | -         | -        | -        | -       | -        | -       | -        |
| UNEP, New York  | -       | -        | -        | -        | -        | -         | -         | -        | -         | -        | -        | -       | -        | -       | -        |
| UNEP, New York  | -       | -        | -        | -        | -        | -         | -         | -        | -         | -        | -        | -       | -        | -       | -        |
| UNEP, New York  | -       | -        | -        | -        | -        | -         | -         | -        | -         | -        | -        | -       | -        | -       | -        |
| UNEP, New York  | -       | -        | -        | -        | -        |           |           |          |           |          |          |         |          |         |          |

Table 11. (continued)

[illegible]

Table 11. (continued)

| Country/area/organization/agency                  | 2002        | 2003        | 2004        | 2005        | 2006        | 2002        | 2003        | 2004        | 2005        | 2006        | 2002      | 2003      | 2004      | 2005      | 2006      |
|---|-------------|-------------|-------------|-------------|-------------|-------------|-------------|-------------|-------------|-------------|-----------|-----------|-----------|-----------|-----------|
| Pan American Health Organization                  | -           | -           | -           | -           | -           | -           | -           | -           | -           | -           | -         | -         | -         | -         | -         |
| Security Council Resolution 986 (Bilateral), Iraq | -           | -           | 7 617.1     | -           | -           | -           | -           | -           | -           | -           | -         | -         | -         | -         | -         |
| Others - non-United Nations system <sup>a/</sup>  | -           | -           | -           | 28 963.8    | 14 350.8    | (14 038.3)  | (49 161.3)  | -           | 24.5        | -           | -         | 78.5      | 51.2      | 3 417.2   | 15 932.7  |
| Subtotal (non-United Nations system)              | 214 901.5   | 229 929.8   | 1 168 762.8 | 300 700.0   | 283 468.2   | 19 791.7    | (7 108.0)   | 67 644.1    | 74 720.7    | 115 666.3   | 6 581.5   | 17 040.7  | 10 596.0  | 19 698.3  | 59 333.5  |
| GRAND TOTAL                                       | 1 841 463.1 | 3 713 227.0 | 3 267 640.4 | 2 863 462.7 | 2 740 988.3 | 1 447 018.9 | 1 679 745.0 | 1 595 920.3 | 2 794 717.9 | 2 652 401.8 | 352 934.2 | 378 453.4 | 458 479.4 | 521 531.0 | 529 071.2 |

a/ Includes both regular and extrabudgetary resources.

b/ UNFPA contributions i.e. General + others are combined

g/ WFP reported this amount under 2002 with no further breakdown.

d/ UNFPA and UNICEF reported these amounts under 2004 with no further breakdown. For UNFPA 2002, amount represents Balkan, Fistula and Norad.

e/ UNICEF and WFP reported these amounts under 2004 with no further breakdown.

f/ UNICEF and WFP reported these amounts under 2004 with no further breakdown.

g/ The amount under UNICEF 2001/2002 represent income adjustment to prior years, refunds, other income, reductions in cost of goods delivered and other expenses and items related to the biennium support costs. UNFPA reported the amount for basis of income recognition policy used prior to 2002. AFPPD and the Arab Gulf Fund.

h/ WFP reported revised figures for 2002. Also note that figures on contributions represent WFP income, which is recorded on an accrual basis at the time of confirmation of the contribution by the donor. This new policy is different from the cash. In 2006 WFP reported contributions for private donors under both international NGO and private, i.e., 5408+ 31 942.5 = 37 350.5



Table 12. UNDP: geographical distribution of expenditure, 2002-2006  
(in millions of dollars)

| Region  | 2002         |       |                       |       | 2003         |       |                       |       | 2004         |       |                       |       | 2005         |       |                       |       | 2006         |       |                       |       |
|---|--------------|-------|-----------------------|-------|--------------|-------|-----------------------|-------|--------------|-------|-----------------------|-------|--------------|-------|-----------------------|-------|--------------|-------|-----------------------|-------|
|   | Amount (\$M) | %     | Of which cost-sharing | CS    | Amount (\$M) | %     | Of which cost-sharing | CS    | Amount (\$M) | %     | Of which cost-sharing | CS    | Amount (\$M) | %     | Of which cost-sharing | CS    | Amount (\$M) | %     | Of which cost-sharing | CS    |
| Africa  | 185.0        | 13.1  | 45.4                  | 4.0   | 240.1        | 13.8  | 88.7                  | 5.1   | 275.2        | 15.0  | 107.4                 | 6.8   | 446.7        | 17.6  | 206.1                 | 13.1  | 526.5        | 18.8  | 315.2                 | 13.8  |
| Arab States                                       | 81.9         | 5.5   | 53.7                  | 4.7   | 87.4         | 5.0   | 60.3                  | 4.5   | 117.1        | 6.2   | 85.0                  | 5.4   | 171.3        | 6.8   | 135.1                 | 8.8   | 238.0        | 8.5   | 208.3                 | 9.2   |
| Asia and the Pacific                              | 204.5        | 13.7  | 88.6                  | 7.9   | 251.2        | 13.3  | 121.4                 | 9.1   | 365.5        | 18.4  | 246.7                 | 15.5  | 443.2        | 17.5  | 317.5                 | 15.5  | 391.2        | 14.0  | 285.2                 | 11.7  |
| Europe and the Commonwealth of Independent States | 103.4        | 6.9   | 73.8                  | 7.0   | 121.8        | 7.0   | 81.5                  | 6.8   | 131.6        | 6.2   | 95.0                  | 5.2   | 108.0        | 7.4   | 163.1                 | 8.0   | 182.6        | 6.5   | 143.9                 | 6.4   |
| Latin America and the Caribbean                   | 871.1        | 58.3  | 854.8                 | 75.3  | 1,007.9      | 68.0  | 986.5                 | 73.7  | 1,064.2      | 62.1  | 1,044.2               | 65.5  | 1,151.6      | 46.4  | 1,126.6               | 55.0  | 1,312.9      | 46.9  | 1,285.4               | 58.8  |
| Global and Interregional                          | 36.1         | 2.4   | 11.8                  | 1.0   | 48.7         | 2.6   | 10.6                  | 0.8   | 106.3        | 2.2   | 17.9                  | 1.5   | 134.2        | 5.3   | 31.5                  | 1.5   | 146.0        | 5.2   | 48.0                  | 2.2   |
| GCCC  | 1.1          | 0.1   | -                     | -     | 0.1          | 0.0   | -                     | -     | 106.3        | 2.2   | 17.9                  | 1.5   | 134.2        | 5.3   | 31.5                  | 1.5   | 146.0        | 5.2   | 48.0                  | 2.2   |
| Total   | 1,492.8      | 100.0 | 1,135.1               | 100.0 | 1,737.0      | 100.0 | 1,339.6               | 100.0 | 2,065.1      | 100.0 | 1,596.2               | 100.0 | 2,535.1      | 100.0 | 2,044.8               | 100.0 | 2,788.4      | 100.0 | 2,265.0               | 100.0 |
| Growth of total (%)                               | 2.4          |       |                       | 8.2   | 48.3         |       |                       | 18.0  | 18.9         |       |                       | 19.2  | 22.8         |       |                       | 28.1  | 10.4         |       |                       | 10.8  |

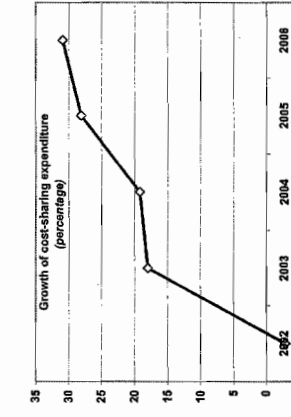
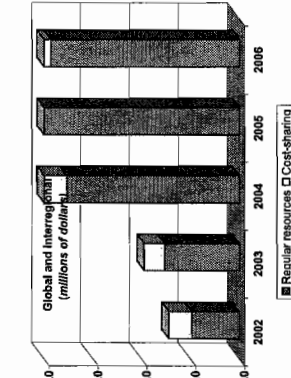
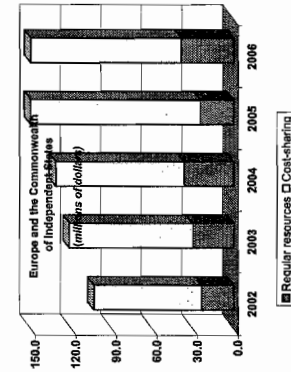
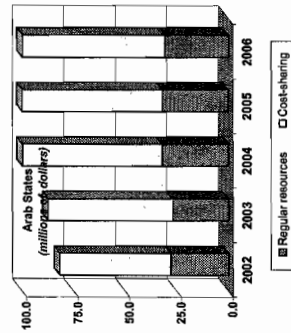
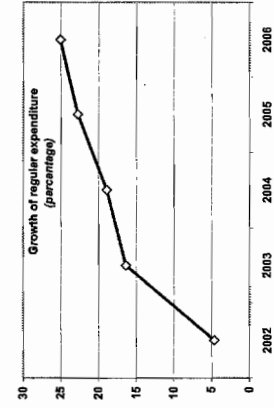
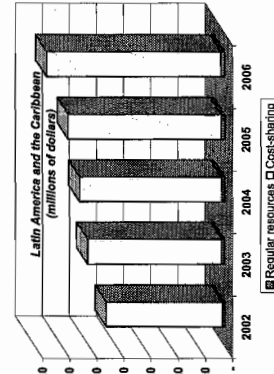
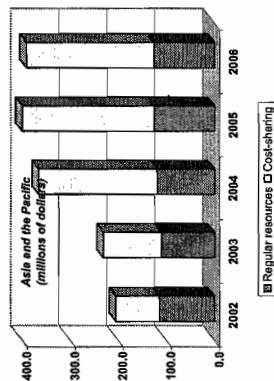
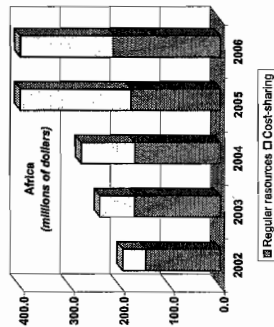
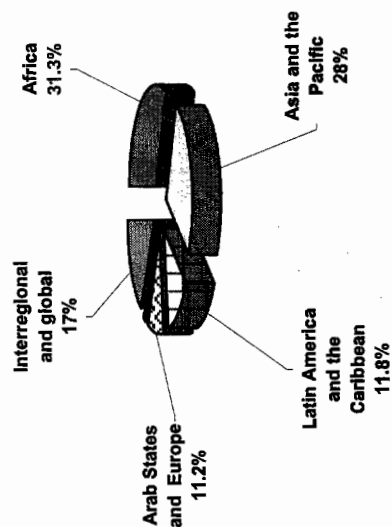


Table 13. UNFPA: geographical distribution of expenditure, 2002-2006  
(in millions of dollars)

| Region                          | 2002         |              | 2003           |              | 2004         |              | 2005         |              | 2006         |              | 2002-2006    |  |
|---------------------------------|--------------|--------------|----------------|--------------|--------------|--------------|--------------|--------------|--------------|--------------|--------------|--|
|                                 | Amount       | %            | Amount         | %            | Amount       | %            | Amount       | %            | Amount       | %            | Average %    |  |
| Africa                          | 95.6         | 30.6         | 93.3           | 34.2         | 104.4        | 32.9         | 106.8        | 27.5         | 120.0        | 30.6         | 31.2         |  |
| Arab States and Europe          | 29.4         | 9.4          | 28.0           | 10.3         | 37.0         | 11.6         | 28.0         | 7.2          | 39.8         | 10.2         | 9.7          |  |
| Asia and the Pacific            | 85.5         | 27.4         | 83.0           | 30.4         | 87.9         | 27.7         | 107.2        | 27.6         | 103.8        | 26.5         | 27.9         |  |
| Europe and the Commonwealth     | -            | -            | -              | -            | -            | -            | 12.0         | 3.1          | 13.2         | 3.4          | 1.3          |  |
| Latin America and the Caribbean | 47.7         | 15.3         | 32.0           | 11.7         | 43.4         | 13.7         | 50.8         | 13.1         | 49.0         | 12.5         | 13.3         |  |
| Interregional and global        | 54.3         | 17.4         | 36.6           | 13.4         | 44.9         | 14.1         | 83.2         | 21.4         | 66.3         | 16.9         | 16.7         |  |
| <b>Total</b>                    | <b>312.5</b> | <b>100.0</b> | <b>272.9</b>   | <b>100.0</b> | <b>317.6</b> | <b>100.0</b> | <b>388.0</b> | <b>100.0</b> | <b>392.1</b> | <b>100.0</b> | <b>100.0</b> |  |
| <b>Growth (percentage)</b>      | <b>133.0</b> |              | <b>( 12.7)</b> |              | <b>16.4</b>  |              | <b>22.2</b>  |              | <b>1.1</b>   |              |              |  |

UNFPA: average expenditure by region,  
2002-2006  
(percentage)



UNFPA: growth of expenditure  
2002-2006  
(percentage)

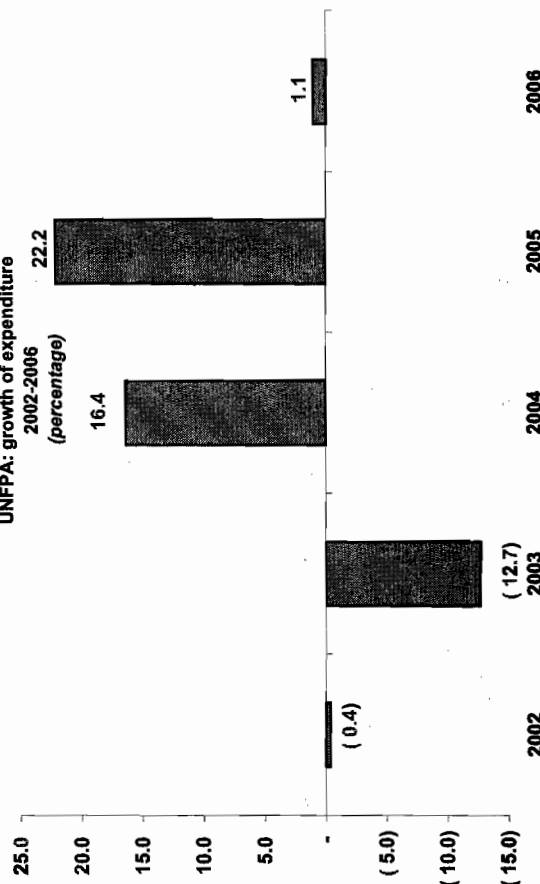
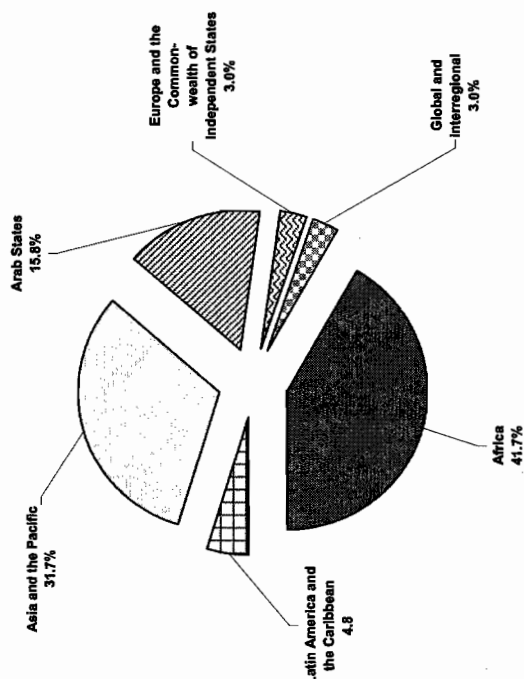


Table 14. UNICEF: geographical distribution of expenditure, 2002-2006  
(in millions of dollars)

| Region/Area                                       | 2002           |              | 2003           |              | 2004           |              | 2005           |              | 2006           |              | 2002-2006    |              |
|---|----------------|--------------|----------------|--------------|----------------|--------------|----------------|--------------|----------------|--------------|--------------|--------------|
|   | Amount         | %            | Amount         | %            | Amount         | %            | Amount         | %            | Amount         | %            | Average      | %            |
| Africa  | 235.8          | 22.6         | 444.4          | 36.8         | 531.9          | 39.6         | 677.9          | 34.6         | 862.3          | 41.7         | 417          | 35.0         |
| Arab States                                       | 74.8           | 7.2          | 178.7          | 14.8         | 227.7          | 16.9         | 361.7          | 18.5         | 327.5          | 15.8         | 14.6         | 14.6         |
| Asia and the Pacific                              | 459.0          | 44.0         | 392.2          | 32.5         | 372.7          | 27.7         | 694.6          | 35.4         | 656.7          | 31.7         | 34.3         | 34.3         |
| Europe and the Commonwealth of Independent States | 112.3          | 10.8         | 48.6           | 4.0          | 53.1           | 4.0          | 62.3           | 3.2          | 63.2           | 3.1          | 5.0          | 5.0          |
| Latin America and the Caribbean                   | 90.3           | 8.7          | 68.9           | 5.7          | 83.9           | 6.2          | 98.5           | 5.0          | 98.7           | 4.8          | 6.1          | 6.1          |
| Global and interregional                          | 71.8           | 6.9          | 75.2           | 6.2          | 74.2           | 5.5          | 65.4           | 3.3          | 61.9           | 3.0          | 5.0          | 5.0          |
| <b>Total</b>                                      | <b>1 043.9</b> | <b>100.0</b> | <b>1 208.0</b> | <b>100.0</b> | <b>1 343.6</b> | <b>100.0</b> | <b>1 980.4</b> | <b>100.0</b> | <b>2 070.3</b> | <b>100.0</b> | <b>100.0</b> | <b>100.0</b> |
| <b>Growth (percentage)</b>                        | <b>18.0</b>    |              | <b>15.7</b>    |              | <b>11.2</b>    |              | <b>45.9</b>    |              | <b>5.6</b>     |              |              |              |

UNICEF: average expenditure by region  
2002-2006  
(percentage)



UNICEF: growth of expenditure, 2002-2006  
(percentage)

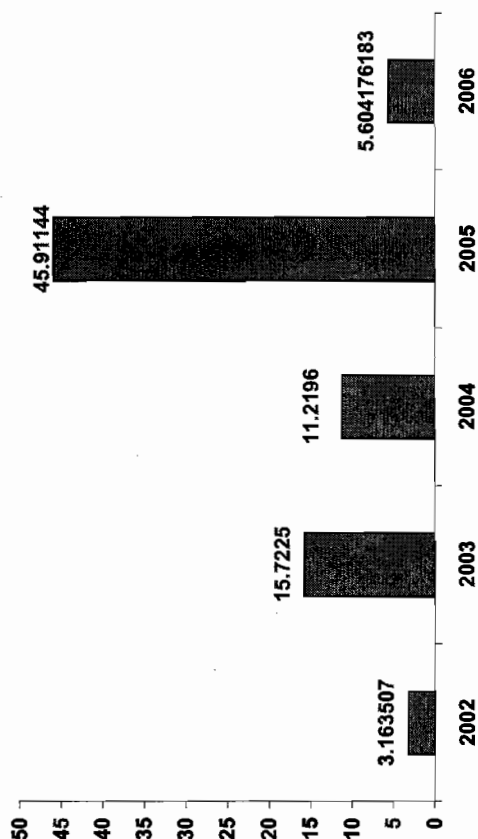
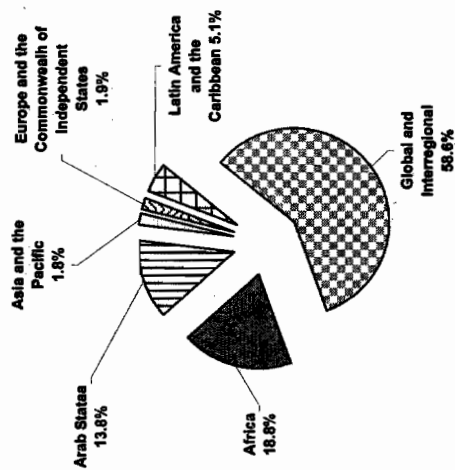


Table 15. WFP: geographical distribution of expenditure, 2002-2006  
(in millions of dollars)

| Region  | 2002           |              | 2003           |              | 2004           |              | 2005           |              | 2006           |              | 2002-2006    |              |
|---|----------------|--------------|----------------|--------------|----------------|--------------|----------------|--------------|----------------|--------------|--------------|--------------|
|   | Amount         | % Total      | Amount         | % Total      | Amount         | % Total      | Amount         | % Total      | Amount         | % Total      | Average      | %            |
| Africa  | 1 364.5        | 41.7         | 971.4          | 33.5         | 971.4          | 33.5         | 1 286.4        | 44.5         | 1 155.0        | 43.3         | 1 172.0      | 172.0        |
| Arab States                                       | 1 371.2        | 41.9         | 1 270.4        | 43.8         | 1 270.4        | 43.8         | 769.3          | 26.6         | 707.0          | 26.5         | 1 26.2       | 126.2        |
| Asia and the Pacific                              | 410.3          | 12.5         | 422.2          | 14.6         | 422.2          | 14.6         | 517.1          | 17.9         | 475.0          | 17.8         | 16.7         | 16.7         |
| Europe and the Commonwealth of Independent States | 69.1           | 2.1          | 40.4           | 1.4          | 40.4           | 1.4          | 35.9           | 1.2          | 24.0           | 0.9          | 17.2         | 17.2         |
| Latin America and the Caribbean                   | 51.7           | 1.6          | 59.3           | 2.0          | 59.3           | 2.0          | 73.5           | 2.5          | 80.0           | 3.0          | 46.4         | 46.4         |
| Global and Interregional                          | 8.5            | 0.3          | 135.9          | 4.7          | 135.9          | 4.7          | 210.2          | 7.3          | 224.0          | 8.4          | 536.4        | 536.4        |
| <b>Total</b>                                      | <b>3 275.3</b> | <b>100.0</b> | <b>2 899.6</b> | <b>100.0</b> | <b>2 899.6</b> | <b>100.0</b> | <b>2 892.4</b> | <b>100.0</b> | <b>2 665.0</b> | <b>100.0</b> | <b>915.0</b> | <b>915.0</b> |
| <b>Growth (percentage)</b>                        | <b>182.8</b>   |              | <b>( 11.5)</b> |              | <b>2 899.6</b> |              | <b>( 0.2)</b>  |              | <b>( 7.9)</b>  |              |              |              |

WFP: average expenditure by region  
2002-2006



WFP: growth of expenditure, 2002-2006  
(percentage)




Table 16. United Nations system: nominal technical cooperation expenditure, 1981-2006 a/  
(in millions of dollars)

| Year  | Total agency | Regular budget | Extra-budgetary expenditures | UNFPA   | UNICEF   | WFP b/   | World Bank | IDA     | Total World Bank and IDA c/ | UNDP central resources | UNDP-administered funds | Total UNDP | Total United Nations system d/ (1) | Total United Nations system d/ (2) |
|-------|--------------|----------------|------------------------------|---------|----------|----------|------------|---------|-----------------------------|------------------------|-------------------------|------------|------------------------------------|------------------------------------|
| 1981  | 592.0        | 213.0          | 379.0                        | 129.0   | 213.0    | 542.0    | 301.0      | 216.0   | 517.0                       | 732.0                  | 70.0                    | 802.0      | 2 795.0                            | 2 278.0                            |
| 1982  | 654.0        | 242.0          | 412.0                        | 114.0   | 205.0    | 594.0    | 447.0      | 284.0   | 731.0                       | 661.0                  | 61.0                    | 722.0      | 3 020.0                            | 2 289.0                            |
| 1983  | 654.0        | 257.0          | 397.0                        | 123.0   | 246.0    | 629.0    | 579.0      | 294.0   | 873.0                       | 560.1                  | 64.0                    | 624.1      | 3 149.1                            | 2 276.1                            |
| 1984  | 703.0        | 281.0          | 422.0                        | 120.0   | 244.0    | 679.0    | 566.0      | 279.0   | 845.0                       | 532.6                  | 81.0                    | 613.6      | 3 204.6                            | 2 359.6                            |
| 1985  | 708.7        | 297.7          | 412.0                        | 128.0   | 279.0    | 779.0    | 616.0      | 332.0   | 948.0                       | 571.7                  | 77.0                    | 648.7      | 3 492.4                            | 2 544.4                            |
| 1986  | 785.5        | 310.5          | 475.0                        | 102.0   | 326.0    | 701.0    | 722.0      | 341.0   | 1 063.0                     | 689.2                  | 94.0                    | 783.2      | 3 760.7                            | 2 697.7                            |
| 1987  | 804.4        | 320.4          | 484.0                        | 107.0   | 365.0    | 791.0    | 836.0      | 387.0   | 1 223.0                     | 700.3                  | 96.0                    | 796.3      | 4 086.7                            | 2 863.7                            |
| 1988  | 762.0        | 230.0          | 532.0                        | 130.0   | 400.0    | 1 037.0  | 686.0      | 412.0   | 1 098.0                     | 832.6                  | 95.0                    | 927.6      | 4 354.6                            | 3 256.6                            |
| 1989  | 798.2        | 246.2          | 552.0                        | 157.0   | 501.0    | 952.0    | 731.0      | 385.0   | 1 116.0                     | 903.4                  | 98.0                    | 1 001.4    | 4 525.8                            | 3 409.6                            |
| 1990  | 1 112.1      | 330.1          | 782.0                        | 169.0   | 584.0    | 956.0    | 633.0      | 420.0   | 1 053.0                     | 1 043.2                | 98.0                    | 1 141.2    | 5 015.3                            | 3 962.3                            |
| 1991  | 1 106.2      | 340.2          | 766.0                        | 172.0   | 589.0    | 1 337.9  | 682.0      | 415.0   | 1 097.0                     | 1 133.1                | 114.0                   | 1 247.1    | 5 548.2                            | 4 451.2                            |
| 1992  | 1 166.4      | 332.4          | 834.0                        | 128.0   | 744.0    | 1 575.0  | 748.0      | 409.0   | 1 157.0                     | 1 026.8                | 137.6                   | 1 164.4    | 5 934.8                            | 4 777.8                            |
| 1993  | 1 154.2      | 345.8          | 808.4                        | 134.2   | 803.7    | 1 487.7  | 938.0      | 473.0   | 1 411.0                     | 1 031.0                | 173.4                   | 1 204.4    | 6 195.2                            | 4 784.2                            |
| 1994  | 1 240.8      | 428.8          | 812.0                        | 201.4   | 800.6    | 1 394.1  | 915.0      | 562.0   | 1 477.0                     | 1 036.5                | 209.8                   | 1 246.3    | 6 360.2                            | 4 883.2                            |
| 1995  | 1 270.3      | 436.5          | 833.8                        | 231.0   | 803.4    | 1 097.8  | 1 094.0    | 648.0   | 1 742.0                     | 1 014.2                | 243.2                   | 1 257.4    | 6 401.9                            | 4 659.9                            |
| 1996  | 965.7        | 383.7          | 582.0                        | 216.5   | 683.7    | 1 077.8  | 1 160.0    | 671.0   | 1 831.0                     | 1 231.0                | 263.3                   | 1 494.3    | 6 269.0                            | 4 438.0                            |
| 1997  | 1 006.4      | 402.6          | 603.8                        | 214.4   | 672.6    | 1 072.4  | 1 401.6    | 785.6   | 2 187.2                     | 1 528.7                | 271.9                   | 1 800.6    | 6 953.6                            | 4 766.4                            |
| 1998  | 1 444.0      | 426.4          | 1 017.6                      | 216.6   | 645.0    | 1 237.3  | 421.6      | 137.5   | 559.1                       | 1 763.6                | 367.2                   | 2 130.8    | 6 232.8                            | 5 673.7                            |
| 1999  | 1 525.3      | 444.0          | 1 081.3                      | 187.1   | 817.9    | 1 429.6  | 427.2      | 345.0   | 772.2                       | 1 631.8                | 412.3                   | 2 044.1    | 6 776.2                            | 6 004.0                            |
| 2000  | 2 022.9      | 469.6          | 1 553.3                      | 134.1   | 885.0    | 1 491.0  | 375.7      | 305.4   | 681.1                       | 1 457.9                | 459.8                   | 1 917.7    | 7 131.8                            | 6 450.7                            |
| 2001  | 2 036.7      | 424.0          | 1 612.7                      | 313.6   | 1 011.9  | 1 776.4  | -          | -       | -                           | 1 526.2                | 500.4                   | 2 026.6    | 7 165.3                            | 7 165.3                            |
| 2002  | 2 251.7      | 479.4          | 1 772.4                      | 312.5   | 1 043.9  | 1 592.2  | -          | -       | -                           | 1 492.9                | 645.1                   | 2 138.0    | 7 338.3                            | 7 338.3                            |
| 2003  | 2 510.3      | 518.2          | 1 992.1                      | 272.9   | 1 208.0  | 3 275.3  | 156.1      | 218.4   | 374.5                       | 1 737.0                | 664.6                   | 2 401.6    | 10 042.6                           | 9 668.1                            |
| 2004  | 2 623.1      | 496.8          | 2 126.3                      | 317.6   | 1 343.6  | 2 899.6  | 42.5       | 229.1   | 271.6                       | 2 017.2                | 799.6                   | 2 816.7    | 10 272.2                           | 10 000.6                           |
| 2005  | 3 322.8      | 597.0          | 2 725.8                      | 388.0   | 1 960.4  | 2 892.4  | -          | -       | -                           | 2 535.1                | 1 117.8                 | 3 652.9    | 12 216.6                           | 12 216.6                           |
| 2006  | 3 086.9      | 380.3          | 2 706.6                      | 392.1   | 2 070.3  | 2 665.0  | 90.8       | 71.5    | 162.3                       | 2 798.4                | 1 242.3                 | 4 040.7    | 12 417.3                           | 12 255.0                           |
| TOTAL | 36 308.6     | 9 633.5        | 26 675.1                     | 5 111.0 | 19 445.1 | 35 961.5 | 14 569.5   | 8 549.0 | 23 190.0                    | 32 187.4               | 8 456.4                 | 40 643.8   | 160 660.0                          | 137 470.0                          |

a/ The figures in this table have been rounded and may not agree exactly with those of the other tables in this and previous reports.

b/ WFP reported revised expenditure figures for 1996, 1997, 1998, 1999 and 2000 and 2001.

c/ Although 2003 World Bank data is not representative of technical cooperation per se, it is nevertheless included in this table. For 2006 only amount pertinent to World Bank and IDA lending instruments are captured in this report. Grants equivalent to 192,662 are excluded. See note below.

d/ "Total United Nations system (1)" includes the World Bank and IDA; "Total United Nations system (2)" excludes the World Bank and IDA.

Note: Beginning 1998, the World Bank/IDA does not report technical cooperation expenditure (see "Note on the data" for explanation). This caveat should be borne in mind when using the amounts reported in the column "Total United Nations system (1)" after 1998.



Table 17. United Nations system: growth of nominal technical cooperation expenditure, 1981-2006 a/  
(percentages)

| Year | Total agency | Regular budget | Extra-budgetary expenditures | UNFPA  | UNICEF | WFP    | World Bank | IDA    | Total World Bank and IDA b/ | UNDP central resources | UNDP-administered funds | Total UNDP | Total United Nations system c/ (1) | Total United Nations system c/ (2) |
|------|--------------|----------------|------------------------------|--------|--------|--------|------------|--------|-----------------------------|------------------------|-------------------------|------------|------------------------------------|------------------------------------|
| 1981 | 112.9        | 432.5          | 59.2                         | (14.6) | (13.8) | 0.6    | 29.2       | 64.9   | 42.0                        | 9.4                    | 105.9                   | 14.1       | 22.5                               | 18.8                               |
| 1982 | 10.5         | 13.6           | 8.7                          | (11.6) | (3.8)  | 9.6    | 48.5       | 31.5   | 41.4                        | (9.7)                  | (12.9)                  | (10.0)     | 8.1                                | 0.5                                |
| 1983 | -            | 6.2            | (3.6)                        | 7.9    | 20.0   | 5.9    | 29.5       | 3.5    | 19.4                        | (15.3)                 | 4.9                     | (13.6)     | 4.3                                | (0.6)                              |
| 1984 | 7.5          | 9.3            | 6.3                          | (2.4)  | (0.8)  | 7.9    | (2.2)      | (5.1)  | (3.2)                       | (4.9)                  | 26.6                    | (1.7)      | 1.8                                | 3.7                                |
| 1985 | 1.0          | 5.9            | (2.4)                        | 6.7    | 14.3   | 14.7   | 8.8        | 19.0   | 12.2                        | 7.3                    | (4.9)                   | 5.7        | 9.0                                | 7.8                                |
| 1986 | 10.7         | 4.3            | 15.3                         | (20.3) | 16.8   | (10.0) | 17.2       | 2.7    | 12.1                        | 20.6                   | 22.1                    | 20.7       | 7.7                                | 6.0                                |
| 1987 | 2.4          | 3.2            | 1.9                          | 4.9    | 12.0   | 12.8   | 15.8       | 13.5   | 15.1                        | 1.6                    | 2.1                     | 1.7        | 8.7                                | 6.2                                |
| 1988 | (5.3)        | (28.2)         | 9.9                          | 21.5   | 9.6    | 31.1   | (17.9)     | 6.5    | (10.2)                      | 18.9                   | (1.0)                   | 16.5       | 6.6                                | 13.7                               |
| 1989 | 4.8          | 7.0            | 3.8                          | 20.8   | 25.3   | (8.2)  | 6.6        | (6.6)  | 1.6                         | 8.5                    | 3.2                     | 8.0        | 3.9                                | 4.7                                |
| 1990 | 39.3         | 34.1           | 41.7                         | 7.6    | 16.6   | 0.4    | (13.4)     | 9.1    | (5.6)                       | 15.5                   | -                       | 14.0       | 10.8                               | 16.2                               |
| 1991 | (0.5)        | 3.1            | (2.0)                        | 1.8    | 0.7    | 39.9   | 7.7        | (1.2)  | 4.2                         | 8.6                    | 16.3                    | 9.3        | 10.6                               | 12.3                               |
| 1992 | 5.4          | (2.3)          | 8.9                          | (25.6) | 26.5   | 17.7   | 9.7        | (1.4)  | 5.5                         | (9.4)                  | 20.7                    | (6.6)      | 7.0                                | 7.3                                |
| 1993 | (1.0)        | 4.0            | (3.1)                        | 4.8    | 8.0    | (5.5)  | 25.4       | 15.6   | 22.0                        | 0.4                    | 26.0                    | 3.4        | 4.4                                | 0.1                                |
| 1994 | 7.5          | 24.0           | 0.4                          | 50.1   | (0.4)  | (6.3)  | (2.5)      | 18.8   | 4.7                         | 0.5                    | 21.0                    | 3.5        | 2.7                                | 2.1                                |
| 1995 | 2.4          | 1.8            | 2.7                          | 14.7   | 0.3    | (21.3) | 19.6       | 15.3   | 17.9                        | (2.2)                  | 15.9                    | 0.9        | 0.7                                | (4.6)                              |
| 1996 | (24.0)       | (12.1)         | (30.2)                       | (6.3)  | (14.9) | (1.8)  | 6.0        | 3.5    | 5.1                         | 21.4                   | 8.3                     | 18.8       | (2.1)                              | (4.8)                              |
| 1997 | 4.2          | 4.9            | 3.7                          | (1.0)  | (1.6)  | (0.5)  | 20.8       | 17.1   | 19.5                        | 24.2                   | 3.3                     | 20.5       | 10.9                               | 7.4                                |
| 1998 | 43.5         | 5.9            | 68.5                         | 1.0    | (4.1)  | 15.4   | (69.9)     | (82.5) | (74.4)                      | 15.4                   | 35.0                    | 18.3       | (10.4)                             | 19.0                               |
| 1999 | 5.6          | 4.1            | 6.3                          | (13.6) | 26.8   | 15.5   | 1.3        | 150.9  | 38.1                        | (7.5)                  | 12.3                    | (4.1)      | 8.7                                | 5.8                                |
| 2000 | 32.6         | 5.8            | 43.7                         | (28.3) | 8.2    | 4.3    | (12.1)     | (11.5) | (11.8)                      | (10.7)                 | 11.5                    | (6.2)      | 5.2                                | 7.4                                |
| 2001 | 40.0         | 52.1           | 36.4                         | 133.9  | 14.3   | 17.0   | -          | -      | -                           | 4.7                    | 8.8                     | 5.7        | 11.2                               | 22.9                               |
| 2002 | 10.6         | 13.1           | 9.9                          | (0.4)  | 3.2    | (10.4) | -          | -      | -                           | (2.2)                  | 28.9                    | 5.5        | 2.4                                | 2.4                                |
| 2003 | 11.5         | 8.1            | 12.4                         | (12.7) | 15.7   | 105.7  | -          | -      | -                           | 16.3                   | 3.0                     | 12.3       | 36.9                               | 31.7                               |
| 2004 | 4.5          | (4.1)          | 6.7                          | 16.4   | 11.2   | (11.5) | -          | -      | -                           | 16.1                   | 20.3                    | 17.3       | 2.3                                | 3.4                                |
| 2005 | (21.5)       | (42.3)         | (16.6)                       | 22.2   | 45.9   | (0.2)  | -          | -      | -                           | 25.7                   | 39.8                    | 29.7       | 6.6                                | 9.5                                |
| 2006 | (7.1)        | (36.3)         | (0.7)                        | 1.1    | 5.6    | (7.9)  | d/         | d/     | -                           | 10.4                   | 11.1                    | 10.6       | 1.6                                | 0.3                                |

a/ The figures in this table have been rounded and may not agree exactly with those of the other tables in this and previous reports.

b/ Please note that the growth of nominal technical cooperation expenditure in 2003 could not be computed for the World Bank and IDA, as no data was submitted for 2001 and 2002.

c/ "Total United Nations system (1)" includes the World Bank and IDA; "Total United Nations system (2)" excludes the World Bank and IDA.

Note: Beginning 1998, the World Bank/IDA does not report technical cooperation expenditure (see "Note on the data" for explanation). This caveat should be borne in mind when using the amounts reported in the column "Total United Nations system (1)" after 1998.

d/ For 2006 computation of percentages for World Bank and IDA percentage is not included due to the lack of same in the prior years.

Table 16. Executing organizations and specialized agencies: technical cooperation expenditure funded from regular budgets, 1987 - 2006  
(in thousands of dollars)

| Executing Agency    | 1987      | 1988      | 1989      | 1990      | 1991      | 1992      | 1993      | 1994      | 1995      | 1996      | 1997      | 1998      | 1999      | 2000      | 2001      | 2002      | 2003      | 2004      | 2005      | 2006      | TOTAL 1987-2006 |
|---------------------|-----------|-----------|-----------|-----------|-----------|-----------|-----------|-----------|-----------|-----------|-----------|-----------|-----------|-----------|-----------|-----------|-----------|-----------|-----------|-----------|-----------------|
| United Nations      | 6 535.0   | 7 759.0   | 9 952.0   | 10 995.0  | 6 873.0   | 10 672.0  | 8 142.0   | 3 342.0   | 4 473.0   | 2 845.0   | 5 861.0   | 4 702.0   | 5 748.0   | 4 177.2   | 7 125.8   | 4 574.3   | 8 576.6   | 5 087.9   | 8 883.3   | 5 072.2   | 128 884.3       |
| UNCHS               | 523.0     | 781.0     | 1 697.0   | 710.0     | 483.0     | 605.0     | 267.0     | 365.0     | 498.0     | 390.0     | 493.7     | 422.5     | 865.2     | 422.7     | 922.2     | -         | -         | -         | -         | -         | 9 443.4         |
| UNCTAD              | 714.0     | 621.0     | 593.0     | 1 035.0   | 757.0     | 590.0     | 575.0     | 544.0     | 797.0     | 538.0     | 430.0     | 611.0     | 1 072.0   | 1 139.0   | 909.2     | 962.7     | 1 113.7   | 1 134.8   | 614.1     | 806.6     | 16 727.1        |
| UNESCO              | 4 241.0   | 6 656.0   | 3 480.0   | 12 061.0  | 14 933.0  | 15 406.0  | 18 284.0  | 23 097.0  | 19 144.0  | 20 347.1  | 8 563.0   | 27 370.1  | 13 685.0  | 17 715.6  | 24 216.0  | 8 207.8   | 13 901.4  | -         | -         | -         | 234 060.0       |
| UNIDO               | 2 079.0   | 2 113.0   | 6 323.0   | 4 516.0   | 5 937.0   | 2 632.0   | 9 872.0   | 3 153.0   | 9 404.0   | 3 267.0   | 6 997.0   | 1 623.0   | 5 857.0   | 1 385.0   | 5 623.0   | 2 350.9   | 9 800.2   | 4 838.7   | 5 223.7   | 3 698.3   | 37 013.7        |
| UNRWA <sup>a/</sup> | -         | -         | -         | -         | -         | -         | -         | -         | -         | -         | -         | 12 000.0  | 11 841.1  | 11 298.7  | 12 680.6  | 13 350.5  | 16 038.0  | 17 269.7  | 18 990.5  | 19 834.8  | 133 301.9       |
| ECA                 | 1 900.0   | 1 213.0   | 1 345.0   | 2 072.0   | 3 717.0   | 2 032.0   | 2 868.0   | 2 992.0   | -         | 4 031.6   | 3 361.9   | 3 007.0   | 4 995.0   | 3 739.0   | 3 179.0   | 3 512.1   | 3 875.2   | 3 639.2   | 3 713.5   | 3 464.0   | 67 496.5        |
| ECE                 | -         | -         | 201.0     | 138.0     | 201.0     | 151.0     | 294.0     | 1 014.0   | 1 979.0   | 1 411.1   | 1 163.5   | 1 398.1   | 1 407.4   | 1 227.8   | 1 580.1   | 1 450.1   | 1 406.7   | 1 334.3   | 1 512.9   | 1 190.3   | 19 043.4        |
| ECLAC               | 850.0     | 681.0     | 1 249.0   | 1 125.0   | 1 458.0   | 1 240.0   | 1 401.0   | 1 892.0   | 2 282.0   | 2 020.7   | 2 080.7   | 2 731.3   | 2 300.8   | 2 255.8   | 2 386.9   | 2 340.6   | 2 391.2   | 1 618.5   | 2 969.3   | 1 827.8   | 37 101.4        |
| ESCAP               | 756.0     | 1 129.0   | 1 275.0   | 1 331.0   | 1 454.0   | 1 320.0   | 1 315.0   | -         | -         | -         | -         | -         | -         | -         | -         | -         | -         | -         | -         | -         | 8 561.0         |
| ESCWA               | 985.0     | 1 105.0   | 1 245.0   | -         | -         | -         | -         | -         | -         | 1 183.5   | 1 470.4   | 1 542.2   | 1 805.9   | 1 928.0   | 1 517.3   | 1 472.3   | 1 947.3   | 2 162.5   | 1 733.5   | 1 690.5   | 21 874.4        |
| FAO                 | 37 247.0  | 26 904.0  | 29 889.0  | 35 952.0  | 41 286.0  | 36 130.0  | 38 124.0  | 33 116.0  | 40 817.0  | 36 415.9  | 42 531.6  | 34 421.1  | 44 254.2  | 29 590.8  | 43 314.0  | 41 860.0  | 81 299.0  | 66 454.1  | 50 327.3  | 31 058.4  | 800 861.5       |
| IAEA                | 35 460.0  | 28 810.0  | 23 249.0  | 38 695.0  | 35 801.0  | 38 634.0  | 38 720.0  | 44 548.0  | 54 480.0  | 50 704.5  | 52 754.0  | 55 625.5  | 57 843.8  | 53 982.7  | 66 049.9  | 67 558.6  | 65 626.3  | 64 474.2  | 64 666.1  | 78 248.0  | 1 018 930.6     |
| ILO                 | 13 466.0  | 11 643.0  | 16 136.0  | 13 334.0  | 16 102.0  | 13 790.0  | 18 372.0  | 9 294.0   | 12 428.0  | 6 958.0   | 17 749.0  | 7 487.0   | 18 971.0  | 8 459.0   | 19 966.0  | 9 946.0   | 16 300.0  | 9 124.4   | 16 984.1  | 7 155.4   | 265 562.9       |
| IMO                 | 371.0     | 394.0     | 554.0     | 1 155.0   | 1 296.0   | 1 527.0   | 1 319.0   | 2 079.0   | 1 844.0   | 2 066.0   | 2 150.0   | 2 267.0   | 2 184.0   | 2 504.0   | 2 708.0   | 5 295.0   | 6 825.0   | 5 794.2   | 6 191.0   | 4 524.5   | 53 040.7        |
| ITU                 | 817.0     | 597.0     | 896.0     | 956.0     | 1 573.0   | 2 487.0   | 2 960.0   | 3 399.0   | 3 101.0   | -         | 2 180.0   | 4 957.7   | 8 322.0   | 10 390.0  | 8 774.8   | 8 696.4   | 7 373.5   | 5 678.7   | 5 376.1   | 4 579.1   | 83 111.3        |
| UPU                 | 1 088.0   | 937.0     | 943.0     | 1 160.0   | 1 654.0   | 1 093.0   | 1 394.0   | 1 377.0   | 2 036.0   | 1 519.0   | 1 964.0   | 1 900.0   | 1 640.0   | 1 374.0   | 351.0     | 1 285.0   | 1 258.0   | 1 686.0   | 561.0     | 895.0     | 26 125.0        |
| WHO                 | 209 540.0 | 137 337.0 | 137 336.0 | 201 607.0 | 201 608.0 | 198 156.0 | 198 156.0 | 288 674.0 | 288 673.0 | 235 063.5 | 235 063.5 | 247 982.5 | 247 862.5 | 290 272.0 | 186 325.0 | 273 802.0 | 273 723.5 | 290 278.0 | 403 555.0 | 209 100.0 | 4 754 295.5     |
| WIPO                | 2 987.0   | 2 789.0   | 3 091.0   | 4 047.0   | 3 844.0   | 5 137.0   | 5 312.0   | 8 259.0   | 10 473.0  | 13 542.0  | 17 805.0  | 16 341.2  | 13 323.7  | 27 715.7  | 33 750.0  | 31 277.0  | 23 910.5  | 16 108.6  | 7 513.0   | 7 147.0   | 264 352.9       |
| WMO                 | 834.0     | 588.0     | 796.0     | 1 222.0   | 1 243.0   | 816.0     | 1 231.0   | 1 613.0   | 1 317.0   | 1 378.0   | -         | -         | -         | -         | -         | -         | -         | -         | -         | -         | 11 036.0        |
| WTO                 | -         | -         | -         | -         | -         | -         | -         | -         | -         | -         | -         | -         | -         | -         | -         | -         | -         | -         | -         | -         | 2 343.8         |
| TOTAL               | 320 383.0 | 229 967.0 | 246 249.0 | 330 114.0 | 340 220.0 | 332 390.0 | 345 906.0 | 428 756.0 | 436 512.0 | 383 710.9 | 402 638.3 | 426 399.3 | 444 006.6 | 489 576.0 | 423 991.2 | 479 352.7 | 516 167.2 | 486 764.1 | 596 983.3 | 380 291.8 | 8 032 293.4     |

<sup>a/</sup> The amount under 1998 reflects amended figures as reported by UNRWA in 1999.

Table 19. Executing organizations and specialized agencies: technical cooperation expenditure funded from extra-budgetary sources, 1987 - 2006  
(in thousands of dollars)

| Executing agency | 1987      | 1988      | 1989      | 1990      | 1991      | 1992      | 1993      | 1994      | 1995      | 1996      | 1997      | 1998        | 1999        | 2000        | 2001        | 2002        | 2003        | 2004        | 2005        | 2006        | TOTAL 1987-2006 |
|------------------|-----------|-----------|-----------|-----------|-----------|-----------|-----------|-----------|-----------|-----------|-----------|-------------|-------------|-------------|-------------|-------------|-------------|-------------|-------------|-------------|-----------------|
| United Nations   | 13 900.0  | 19 864.0  | 14 463.0  | 15 645.0  | 18 942.0  | 20 714.0  | 22 289.0  | 19 003.0  | 21 770.0  | 23 507.0  | 22 091.0  | 18 771.0    | 21 625.5    | 24 441.3    | 27 650.1    | 28 157.0    | 30 153.8    | 36 028.8    | 38 707.9    | 42 499.6    | 479 921.0       |
| UNCHS            | 908.0     | 750.0     | 990.0     | 1 187.0   | 4 048.0   | 5 205.0   | 3 956.0   | 4 913.0   | 7 868.0   | 8 222.0   | 20 354.0  | 43 437.1    | 45 917.9    | 60 999.9    | 12 311.3    | 19 358.7    | 23 095.5    | 36 180.0    | 70 028.8    | 87 942.8    | 437 318.9       |
| UNCTC            | 841.0     | 1 670.0   | 1 044.0   | 1 111.0   | -         | -         | -         | -         | -         | -         | -         | -           | -           | -           | -           | -           | -           | -           | -           | -           | -4 665.0        |
| UNCTAD           | 2 080.0   | 1 438.0   | 2 296.0   | 3 686.0   | 5 423.0   | 7 070.0   | 8 325.0   | 9 860.0   | 13 094.0  | 15 252.0  | 16 477.0  | 14 495.0    | 15 208.0    | 14 505.0    | 14 464.2    | 13 925.3    | 18 911.2    | 22 808.3    | 28 877.3    | 31 981.3    | 256 814.6       |
| UNV a/           | -         | -         | -         | -         | -         | -         | -         | -         | -         | -         | 12 876.1  | 18 898.0    | 14 110.8    | 18 916.2    | -           | -           | -           | -           | -           | -           | 64 701.1        |
| UNESCO           | 31 470.0  | 31 885.0  | 34 899.0  | 36 312.0  | 41 385.0  | 61 449.0  | 58 805.0  | 67 902.0  | 64 323.0  | 48 476.1  | 45 455.0  | 83 886.0    | 110 986.0   | 146 018.0   | 200 176.3   | 257 515.0   | 258 213.8   | 238 554.0   | 280 059.0   | 358 444.0   | 2 454 796.2     |
| UNIDO            | 23 243.0  | 36 969.0  | 40 691.0  | 55 750.0  | 61 577.0  | 66 336.0  | 53 722.0  | 60 729.0  | 70 345.0  | 59 942.0  | 62 967.0  | 61 482.0    | 63 010.0    | 57 568.0    | 64 902.0    | 70 581.2    | 83 530.5    | 87 620.7    | 99 965.3    | 103 045.2   | 1 288 868.8     |
| UNRWA b/         | -         | -         | -         | -         | -         | -         | -         | -         | -         | -         | -         | 256 243.0   | 273 767.0   | 287 482.3   | 346 693.5   | 378 653.9   | 414 022.8   | 488 529.6   | 462 035.3   | 576 133.0   | 3 483 760.3     |
| ECA              | 6 271.0   | 3 236.0   | 3 387.0   | 2 612.0   | 3 155.0   | 1 753.0   | 4 805.0   | 2 492.0   | 1 298.0   | 2 262.8   | 2 121.6   | 2 374.0     | 2 950.0     | 2 345.0     | 3 187.0     | 7 582.7     | 5 176.2     | 8 547.8     | 5 746.9     | 7 539.7     | 79 635.7        |
| ECE              | -         | -         | 608.0     | 1 454.0   | 1 179.0   | 1 384.0   | 2 725.0   | 3 777.0   | 2 865.0   | 3 458.9   | 3 207.6   | 3 674.9     | 4 888.1     | 4 420.8     | 6 155.5     | 6 371.6     | 6 864.3     | 7 618.3     | 7 938.2     | 7 489.7     | 75 698.9        |
| ECLAC            | 5 433.0   | 5 496.0   | 4 983.0   | 4 679.0   | 6 415.0   | 7 408.0   | 6 858.0   | 5 924.0   | 6 120.0   | 7 014.7   | 6 314.6   | 7 014.7     | 5 938.3     | 8 486.2     | 7 533.4     | 7 052.8     | 7 160.9     | 6 217.0     | 7 940.2     | 8 530.0     | 132 598.8       |
| ESCAP            | 6 824.0   | 7 352.0   | 7 628.0   | 8 108.0   | 8 648.0   | 8 172.0   | 10 918.0  | 11 838.0  | 11 748.0  | 14 625.4  | 13 320.4  | 11 218.0    | 9 619.2     | 10 022.8    | 9 231.5     | 10 293.6    | -           | 10 620.9    | 11 826.3    | 11 187.6    | 192 201.8       |
| ESCWA            | 238.0     | 65.0      | 139.0     | -         | -         | -         | -         | -         | -         | 15.7      | 23.1      | 5.2         | 107.6       | 115.2       | 142.1       | 661.4       | 1 072.5     | 1 705.0     | 1 917.3     | 4 495.7     | 10 702.9        |
| FAO              | 141 339.0 | 150 810.0 | 157 475.0 | 217 261.0 | 178 314.0 | 182 297.0 | 169 022.0 | 154 810.0 | 156 332.0 | 151 824.2 | 161 271.9 | 203 458.4   | 214 703.3   | 261 222.3   | 285 078.0   | 276 682.0   | 309 312.1   | 270 200.8   | 332 247.0   | 389 734.9   | 4 363 200.9     |
| IAEA             | 7 552.0   | 7 708.0   | 9 071.0   | 9 406.0   | 8 383.0   | 7 690.0   | 7 225.0   | 7 493.0   | 7 295.0   | 7 885.6   | 7 297.9   | 6 531.1     | 5 665.9     | 4 667.9     | 5 339.1     | 7 188.3     | 6 562.3     | 8 832.3     | 8 890.9     | 19 370.3    | 160 064.6       |
| ICAO             | 10 858.0  | 8 470.0   | 9 691.0   | 18 676.0  | 11 801.0  | 9 389.0   | 7 836.0   | 8 904.0   | 15 196.0  | 17 873.0  | 21 740.0  | 28 375.0    | 30 430.0    | 35 258.0    | 41 947.1    | 37 918.2    | 91 304.7    | 69 675.0    | 70 945.5    | 99 267.7    | 643 315.2       |
| ILO              | 40 449.0  | 38 271.0  | 46 117.0  | 53 163.0  | 57 228.0  | 61 444.0  | 57 993.0  | 58 686.0  | 60 619.0  | 60 784.0  | 53 725.0  | 58 970.0    | 54 857.0    | 64 574.0    | 88 705.9    | 97 207.0    | 112 075.5   | 127 024.0   | 169 041.4   | 171 635.1   | 1 500 546.8     |
| IMO              | 7 225.0   | 8 048.0   | 8 228.0   | 8 487.0   | 14 814.0  | 6 363.0   | 7 183.0   | 10 996.0  | 12 360.0  | 4 857.0   | 12 016.0  | 11 371.0    | 10 253.0    | 7 779.0     | 7 206.0     | 5 383.0     | 4 283.0     | 3 648.3     | 4 231.9     | 5 167.7     | 153 023.9       |
| ITC              | 12 627.0  | 15 735.0  | 16 296.0  | 20 267.0  | 19 608.0  | 20 269.0  | 11 838.0  | 9 745.0   | 9 807.0   | 6 507.0   | 6 587.0   | 9 436.1     | 10 335.7    | 9 882.3     | 11 743.9    | 15 634.5    | 19 391.0    | 21 703.5    | 22 954.7    | 25 948.0    | 300 113.7       |
| ITU              | 4 677.0   | 8 551.0   | 5 084.0   | 4 850.0   | 5 689.0   | 4 990.0   | 5 084.0   | 4 000.0   | 3 846.0   | -         | 1 076.0   | 18 708.0    | 28 963.5    | 23 203.6    | 10 352.3    | 10 634.1    | 13 816.4    | 8 288.7     | 7 087.7     | 7 382.2     | 176 276.5       |
| UPU              | 487.0     | 383.0     | 289.0     | 682.0     | 878.0     | 980.0     | 1 280.0   | 947.0     | 1 084.0   | 1 099.0   | 1 437.0   | 7 417.0     | 1 877.0     | 1 014.0     | 1 576.0     | 5 091.0     | 1 657.0     | 1 622.0     | 1 005.0     | 1 619.0     | 32 422.0        |
| WHO              | 159 998.0 | 173 246.0 | 173 249.0 | 204 960.0 | 300 620.0 | 344 483.0 | 344 486.0 | 353 613.0 | 363 615.0 | 128 619.5 | 128 619.5 | 148 726.0   | 148 726.0   | 505 877.0   | 460 874.0   | 497 468.0   | 585 271.5   | 659 226.0   | 1 078 685.5 | 747 631.0   | 7 472 396.0     |
| WIPO             | 1 841.0   | 2 131.0   | 1 885.0   | 2 357.0   | 2 101.0   | 2 578.0   | 2 932.0   | 2 989.0   | 3 572.0   | 4 596.0   | 3 842.0   | 8 756.1     | 7 142.0     | 4 182.2     | 6 564.3     | 4 186.8     | 6 642.8     | 5 924.0     | 5 734.0     | 7 214.0     | 85 088.9        |
| WMO              | 9 058.0   | 9 942.0   | 13 062.0  | 15 593.0  | 15 628.0  | 12 031.0  | 18 619.0  | 14 654.0  | 10 652.0  | 12 084.0  | -         | -           | -           | -           | -           | 13 755.7    | 13 081.4    | 11 750.0    | 11 039.1    | 8 858.4     | 189 797.6       |
| WTO              | -         | -         | -         | -         | -         | -         | -         | -         | -         | -         | -         | 457.6       | 269.4       | 399.2       | 747.1       | 1 071.8     | 705.5       | 1 008.4     | 1 239.4     | 1 510.9     | 7 368.3         |
| AFESD            | -         | -         | -         | -         | -         | -         | -         | -         | -         | -         | -         | -           | -           | -           | -           | -           | -           | -           | -           | -           | 0.4             |
| NGOs             | -         | -         | -         | -         | -         | -         | -         | -         | -         | -         | -         | -           | -           | -           | -           | -           | -           | -           | -           | -           | 0.4             |
| TOTAL            | 464 317.0 | 531 530.0 | 551 572.0 | 686 146.0 | 765 837.0 | 834 005.0 | 808 441.0 | 611 995.0 | 833 827.8 | 581 984.9 | 603 819.8 | 1 017 605.2 | 1 061 339.2 | 1 553 319.1 | 1 612 680.6 | 1 772 373.4 | 1 992 106.5 | 2 126 299.3 | 2 725 844.6 | 2 706 645.8 | 24 031 582.1    |

a/ Prior to 1997, expenditures reported by UNV were combined with those of UNDP.

b/ The amount under 1988 reflects amended figures as reported by UNRWA in 1999.

**Table 20. Executing organizations and specialized agencies: extra-budgetary contributions for technical cooperation activities, 1981-2006**  
(In millions of dollars)

| Year  | Bilateral sources       |         |  | Multilateral sources |                             |                                 | Grand total           |
|-------|-------------------------|---------|--|----------------------|-----------------------------|---------------------------------|-----------------------|
|       | Country/<br>territories | NGOs    | Unilateral<br>self-supporting<br>sources | Total<br>bilateral   | United<br>Nations<br>system | Non-United<br>Nations<br>system | Total<br>multilateral |
| 1981  | 231.0                   | 12.0    | 108.0                                    | 351.0                | 175.0                       | 8.0                             | 183.0                 |
| 1982  | 231.0                   | 9.0     | 106.0                                    | 346.0                | 161.0                       | 17.0                            | 178.0                 |
| 1983  | 202.0                   | 12.0    | 80.0                                     | 294.0                | 127.0                       | 32.0                            | 159.0                 |
| 1984  | 231.0                   | 16.0    | 122.0                                    | 369.0                | 110.0                       | 21.0                            | 131.0                 |
| 1985  | 193.0                   | 13.0    | 77.0                                     | 283.0                | 121.0                       | 21.0                            | 142.0                 |
| 1986  | 295.0                   | 12.0    | 70.0                                     | 377.0                | 134.0                       | 34.0                            | 168.0                 |
| 1987  | 334.0                   | 17.0    | 69.0                                     | 420.0                | 222.0                       | 25.0                            | 247.0                 |
| 1988  | 450.0                   | 21.0    | 82.0                                     | 553.0                | 239.0                       | 25.0                            | 264.0                 |
| 1989  | 473.0                   | 22.0    | 56.0                                     | 551.0                | 284.0                       | 22.0                            | 286.0                 |
| 1990  | 505.0                   | 33.0    | 69.0                                     | 607.0                | 272.0                       | 47.0                            | 319.0                 |
| 1991  | 582.0                   | 28.0    | 64.0                                     | 674.0                | 305.0                       | 51.0                            | 356.0                 |
| 1992  | 554.0                   | 33.0    | 78.0                                     | 665.0                | 267.0                       | 41.0                            | 308.0                 |
| 1993  | 601.2                   | 36.3    | 72.2                                     | 709.7                | 309.0                       | 51.6                            | 360.6                 |
| 1994  | 555.5                   | 40.7    | 72.3                                     | 668.5                | 314.6                       | 61.0                            | 375.6                 |
| 1995  | 540.0                   | 61.4    | 80.9                                     | 682.3                | 387.9                       | 31.5                            | 419.4                 |
| 1996  | 508.8                   | 79.1    | 162.7                                    | 750.6                | 319.3                       | 37.2                            | 356.5                 |
| 1997  | 569.2                   | 86.1    | 91.4                                     | 746.7                | 570.2                       | 33.0                            | 603.2                 |
| 1998  | 567.5                   | 124.5   | 176.8                                    | 868.8                | 369.1                       | 59.0                            | 428.1                 |
| 1999  | 875.3                   | 168.1   | 218.5                                    | 1,261.9              | 139.8                       | 98.9                            | 238.7                 |
| 2000  | 1 066.0                 | 208.6   | 196.5                                    | 1 471.1              | 237.0                       | 84.0                            | 321.0                 |
| 2001  | 1 115.7                 | 189.2   | 262.2                                    | 1 567.2              | 298.8                       | 118.5                           | 417.3                 |
| 2002  | 1 075.4                 | 99.3    | 201.1                                    | 1 375.7              | 411.4                       | 165.0                           | 576.4                 |
| 2003  | 1 384.0                 | 188.7   | 233.7                                    | 1 806.4              | 549.4                       | 221.4                           | 770.8                 |
| 2004  | 1 567.1                 | 207.8   | 264.0                                    | 2 038.9              | 278.1                       | 258.7                           | 536.8                 |
| 2005  | 2 354.7                 | 167.2   | 319.2                                    | 2 841.1              | 357.5                       | 375.9                           | 733.4                 |
| 2006  | 1 746.8                 | 196.3   | 351.0                                    | 2 294.1              | 292.6                       | 919.0                           | 1 211.6               |
| TOTAL | 18 808.3                | 2 081.2 | 3 683.4                                  | 24 573.0             | 7 231.8                     | 2 858.6                         | 10 090.4              |
|       |                         |         |  |                      |                             |                                 | 34 663.3              |

Extrabudgetary contributions do not represent total contributions to agencies since contributions to regular budgets, based on assessments, have been excluded.

Table 21. Executing organizations and specialized agencies: growth of extra-budgetary contributions for technical cooperation activities, 1981-2006  
(percentages)

| Year | Country/<br>territories | Bilateral sources       |         |  | Multilateral sources |                             |                                 | Grand<br>total        |
|------|-------------------------|-------------------------|---------|--|----------------------|-----------------------------|---------------------------------|-----------------------|
|      |                         | Country/<br>territories | NGOs    | Unilateral<br>self-supporting<br>sources | Total<br>bilateral   | United<br>Nations<br>system | Non-United<br>Nations<br>system | Total<br>multilateral |
| 1981 | 10.0                    | 71.4                    | 17.4    | 13.6                                     | 63.6                 | ( 8.0)                      | ( 61.9)                         | 43.0                  |
| 1982 | -                       | ( 25.0)                 | ( 1.9)  | ( 1.4)                                   | ( 8.0)               | ( 21.1)                     | 112.5                           | ( 2.7)                |
| 1983 | ( 12.6)                 | 33.3                    | ( 24.5) | ( 15.0)                                  | ( 21.1)              | ( 13.4)                     | 88.2                            | ( 10.7)               |
| 1984 | 14.4                    | 33.3                    | 52.5    | 25.5                                     | ( 13.4)              | ( 34.4)                     | ( 17.6)                         | 10.4                  |
| 1985 | ( 16.5)                 | ( 18.8)                 | ( 36.9) | ( 23.3)                                  | 10.0                 | -                           | 8.4                             | ( 15.0)               |
| 1986 | 52.8                    | ( 7.7)                  | ( 9.1)  | 33.2                                     | 10.7                 | 61.9                        | 18.3                            | 28.2                  |
| 1987 | 13.2                    | 41.7                    | ( 1.4)  | 11.4                                     | 65.7                 | ( 26.5)                     | 47.0                            | 22.4                  |
| 1988 | 34.7                    | 23.5                    | 18.8    | 31.7                                     | 7.7                  | -                           | 6.9                             | 22.5                  |
| 1989 | 5.1                     | 4.8                     | ( 31.7) | ( 0.4)                                   | 10.5                 | ( 12.0)                     | 8.3                             | 2.4                   |
| 1990 | 6.8                     | 50.0                    | 23.2    | 10.2                                     | 3.0                  | 113.6                       | 11.5                            | 10.6                  |
| 1991 | 15.2                    | ( 15.2)                 | ( 7.2)  | 11.0                                     | 12.1                 | 8.5                         | 11.6                            | 11.2                  |
| 1992 | ( 4.8)                  | 17.9                    | 21.9    | ( 1.3)                                   | ( 12.5)              | ( 19.6)                     | ( 13.5)                         | ( 5.5)                |
| 1993 | 8.5                     | 10.0                    | ( 7.4)  | 6.7                                      | 15.7                 | 25.9                        | 17.1                            | 10.0                  |
| 1994 | ( 7.6)                  | 12.1                    | 0.1     | ( 5.8)                                   | 1.8                  | 18.2                        | 4.2                             | ( 2.4)                |
| 1995 | ( 2.8)                  | 50.9                    | 11.9    | 2.1                                      | 23.3                 | ( 48.4)                     | 11.7                            | 5.5                   |
| 1996 | ( 5.8)                  | 28.8                    | 101.1   | 10.0                                     | ( 17.7)              | 18.1                        | ( 15.0)                         | 0.5                   |
| 1997 | 11.9                    | 8.8                     | ( 43.8) | ( 0.5)                                   | 78.6                 | ( 11.3)                     | 69.2                            | 21.9                  |
| 1998 | ( 0.3)                  | 44.5                    | 93.4    | 16.3                                     | ( 35.3)              | 78.8                        | ( 29.0)                         | ( 3.9)                |
| 1999 | 54.2                    | 35.1                    | 23.6    | 45.3                                     | ( 62.1)              | 67.5                        | ( 44.3)                         | 15.7                  |
| 2000 | 21.8                    | 24.1                    | ( 10.1) | 16.6                                     | 69.5                 | ( 15.0)                     | 34.5                            | 19.4                  |
| 2001 | 4.7                     | ( 9.3)                  | 33.5    | 6.5                                      | 26.1                 | 41.0                        | 30.0                            | 10.7                  |
| 2002 | ( 3.6)                  | ( 47.5)                 | ( 23.3) | ( 12.2)                                  | 37.7                 | 39.2                        | 38.1                            | ( 1.6)                |
| 2003 | 28.7                    | 90.0                    | 16.2    | 31.3                                     | 33.5                 | 34.2                        | 33.7                            | 32.0                  |
| 2004 | 13.2                    | 10.1                    | 13.0    | 12.9                                     | ( 49.4)              | 16.8                        | ( 30.4)                         | ( 0.1)                |
| 2005 | 50.3                    | ( 38.9)                 | 20.9    | 37.4                                     | ( 37.8)              | ( 14.3)                     | ( 26.5)                         | 24.1                  |
| 2006 | ( 25.8)                 | 17.4                    | 10.0    | ( 19.3)                                  | ( 18.2)              | 144.5                       | 65.2                            | ( 1.9)                |

Note:

Extrabudgetary contributions do not represent total contributions to agencies since contributions to regular budgets, based on assessments, have been excluded.



**Table 22. Voluntary contributions received by UNDP, UNFPA, UNICEF and WFP, 1984-2006**  
(In millions of dollars)

| Year         | UNDP            |             | UNFPA          |             | UNICEF          |             | WFP             |             |
|--------------|-----------------|-------------|----------------|-------------|-----------------|-------------|-----------------|-------------|
|              | Total           | %<br>Change | Total          | %<br>Change | Total           | %<br>Change | Total           | %<br>Change |
| 1984         | 651.1           | ( 6.7)      | -              | -           | -               | -           | -               | -           |
| 1985         | 658.9           | 1.2         | -              | -           | -               | -           | -               | -           |
| 1986         | 785.3           | 19.2        | -              | -           | -               | -           | -               | -           |
| 1987         | 880.7           | 12.1        | -              | -           | -               | -           | -               | -           |
| 1988         | 931.0           | 5.7         | -              | -           | -               | -           | -               | -           |
| 1989         | 932.5           | 0.2         | -              | -           | -               | -           | -               | -           |
| 1990         | 1 001.5         | 7.4         | 205.8          | -           | -               | -           | 870.8           | -           |
| 1991         | 948.9           | ( 5.3)      | 220.7          | 7.2         | -               | -           | 1 107.0         | 27.1        |
| 1992         | 1 177.9         | 24.1        | 233.8          | 5.9         | -               | -           | 1 001.0         | ( 9.6)      |
| 1993         | 890.9           | ( 24.4)     | 216.7          | ( 7.3)      | 538.9           | -           | 1 114.8         | 11.4        |
| 1994         | 928.4           | 4.2         | 255.2          | 17.8        | 659.3           | 22.3        | 1 283.5         | 15.1        |
| 1995         | 899.8           | ( 3.1)      | 293.4          | 15.0        | 655.3           | ( 0.6)      | 1 151.2         | ( 10.3)     |
| 1996         | 847.9           | ( 5.8)      | 302.4          | 3.1         | 592.8           | ( 9.5)      | 1 118.0         | ( 2.9)      |
| 1997         | 760.9           | ( 10.3)     | 285.4          | ( 5.6)      | 592.5           | ( 0.1)      | 1 004.6         | ( 10.1)     |
| 1998         | 745.8           | ( 2.0)      | 268.4          | ( 6.0)      | 592.2           | ( 0.1)      | 1 038.3         | 3.4         |
| 1999         | 681.4           | ( 8.6)      | 244.1          | ( 9.1)      | 675.7           | 14.1        | 1 380.2         | 32.9        |
| 2000         | 634.1           | ( 6.9)      | 255.8          | 4.8         | 718.6           | 6.3         | 1 256.7         | ( 8.9)      |
| 2001         | 651.8           | 2.8         | 349.1          | 36.5        | 769.4           | 7.1         | 1 501.1         | 19.4        |
| 2002 a/      | 663.1           | 1.7         | 312.0          | ( 10.6)     | 884.5           | 15.0        | 1 622.0         | 8.1         |
| 2003         | 762.4           | 16.1        | 334.6          | 7.2         | 1 099.8         | 24.3        | 2 471.2         | 52.4        |
| 2004         | 842.1           | 9.4         | 406.6          | 21.5        | 1 460.8         | 32.8        | 1 898.7         | ( 23.2)     |
| 2005         | 914.5           | 8.6         | 483.8          | 19.0        | 2 540.5         | 73.9        | 2 572.6         | 35.5        |
| 2006         | 916.3           | 0.2         | 529.1          | 9.4         | 2 652.4         | 4.4         | 2 741.0         | 6.5         |
| <b>TOTAL</b> | <b>19 107.2</b> | <b>-</b>    | <b>5 196.9</b> | <b>-</b>    | <b>14 432.7</b> | <b>-</b>    | <b>25 132.8</b> | <b>-</b>    |

a/ The amount under 2002 reflects amended figures as reported by WFP in 2003

Table 23. **World Bank Group: project support expenditure, FY2006**  
(In millions of dollars)

**Summary**

| Lending instrument | World Bank  | IDA         | Other sources - note | TOTAL            | Share by lending instrument (%) |
|--------------------|-------------|-------------|----------------------|------------------|---------------------------------|
| LILs               | -           | -           | -                    | -                | -                               |
| TALs               | 90.8        | 71.5        | -                    | 162.3            | 0.1                             |
| IDF                | -           | -           | 20 981.9             | 20 981.9         | 10.9                            |
| DGF                | -           | -           | 171 680.0            | 171 680.0        | 89.0                            |
| <b>Total</b>       | <b>90.8</b> | <b>71.5</b> | <b>192 661.9</b>     | <b>192 824.2</b> |                                 |
| <b>Percentage</b>  | <b>0.0</b>  | <b>0.0</b>  | <b>99.9</b>          | <b>100.0</b>     | <b>100.0</b>                    |

Note: IDF and DGF are not part of the World Bank lending programme and are funded by a grant facility

**(a) Learning and innovation loans (LILs)**

| Region                            | World Bank | IDA      | Total    |
|-----------------------------------|------------|----------|----------|
| <b>AFRICA</b>                     |            |          |          |
| Subtotal                          | -          | -        | -        |
| <b>EAST ASIA / PACIFIC</b>        |            |          |          |
| Subtotal                          | -          | -        | -        |
| <b>EUROPE / CENTRAL ASIA</b>      |            |          |          |
| Subtotal                          | -          | -        | -        |
| <b>LATIN AMERICA / CARIBBEAN</b>  |            |          |          |
| Subtotal                          | -          | -        | -        |
| <b>MIDDLE EAST / NORTH AFRICA</b> |            |          |          |
| Subtotal                          | -          | -        | -        |
| <b>SOUTH ASIA</b>                 |            |          |          |
| Subtotal                          | -          | -        | -        |
| <b>TOTAL</b>                      | <b>-</b>   | <b>-</b> | <b>-</b> |

**(b) Technical assistance loans (TALs)**

| Region/Country                      | World Bank  | IDA         | Total        |
|-------------------------------------|-------------|-------------|--------------|
| <b>AFRICA</b>                       |             |             |              |
| Kenya                               | -           | 25.0        | 25.0         |
| Subtotal                            | -           | 25.0        | 25.0         |
| <b>EAST ASIA / PACIFIC</b>          |             |             |              |
| China                               | 20.0        | -           | 20.0         |
| Mongolia                            | -           | 14.0        | 14.0         |
| Timor Leste                         | -           | 7.0         | 7.0          |
| Subtotal                            | 20.0        | 21.0        | 41.0         |
| <b>EUROPE / CENTRAL ASIA</b>        |             |             |              |
| Georgia                             | -           | 5.0         | 5.0          |
| Subtotal                            | -           | 5.0         | 5.0          |
| <b>LATIN AMERICA / CARIBBEAN</b>    |             |             |              |
| Argentina                           | 25.0        | -           | 25.0         |
| Brazil                              | 16.0        | -           | 16.0         |
| Chile                               | 4.8         | -           | 4.8          |
| Grenada                             | -           | 3.5         | 3.5          |
| Honduras                            | -           | 15.0        | 15.0         |
| Haiti                               | -           | 2.0         | 2.0          |
| Mexico                              | 25.0        | -           | 25.0         |
| Subtotal                            | 70.8        | 20.5        | 91.3         |
| <b>MIDDLE EAST AND NORTH AFRICA</b> |             |             |              |
| Subtotal                            | -           | -           | -            |
| <b>SOUTH ASIA</b>                   |             |             |              |
| Subtotal                            | -           | -           | -            |
| <b>TOTAL</b>                        | <b>90.8</b> | <b>71.5</b> | <b>162.3</b> |

Table 23 (continued)  
(In dollars)

(c) Institutional Development Fund (IDF)

| Country                           | Project name                             | Approval date | Grant amount        |
|-----------------------------------|--|---------------|---------------------|
| <b>AFRICA</b>                     |  |               |                     |
| Africa                            | 3A - Mgt & Fiduciary CB in NBA (FY06)    | 3-Feb-06      | 499 000.0           |
| Africa                            | 3A-IDF ABWA Accounting & Auditing (FY06) | 31-May-06     | 676 000.0           |
| Africa                            | 3A-IDF FAAGWA PS Acctg & Auditing (FY06) | 17-May-06     | 665 000.0           |
| Burkina Faso                      | BF-Pub Sec Control Instit IDF (FY06)     | 4-May-06      | 378 000.0           |
| Benin                             | BJ-IDF Female Genital Mutilation (FY06)  | 15-Sep-05     | 450 000.0           |
| Ethiopia                          | ET-IDF Managing & Enforcing IPR (FY06)   | 30-Jun-06     | 496 000.0           |
| Ghana                             | GH-Stgrthng M&E Cap GPRS II IDF (FY06)   | 14-Jun-06     | 472 000.0           |
| Guinea                            | GN-IDF Improving M&E Cap of PSPRS (FY06) | 26-Sep-05     | 498 000.0           |
| Guinea                            | GN-IDF Accountancy Profession (FY06)     | 19-Apr-06     | 309 000.0           |
| Nigeria                           | NG-IDF Enhncng Acctng Practice (FY06)    | 5-Jun-06      | 186 000.0           |
| Senegal                           | SN-Accountancy Profession IDF (FY06)     | 22-Jun-06     | 265 000.0           |
| Swaziland                         | SZ-IDF Strengthening PEM (FY06)          | 20-Apr-06     | 479 000.0           |
| Tanzania                          | TZ-IDF Strengthening M&E System (FY06)   | 13-Mar-06     | 498 000.0           |
| Uganda                            | UG-IDF Strengthening M&E System (FY06)   | 3/22/06       | 495 000.0           |
| <b>Subtotal</b>                   |  |               | <b>6 366 000.0</b>  |
| <b>EAST ASIA / PACIFIC</b>        |  |               |                     |
| China                             | CN-IDF: Ensuring Access to Compulsory Ed | 15-Sep-05     | 200 000.0           |
| China                             | CN-IDF-Actuarial Capacity Bldg for MOF   | 11-Oct-05     | 250 000.0           |
| China                             | CN: Strengthening the Auditors Capacity  | 29-Nov-05     | 250 000.0           |
| China                             | CN-Preventing HIV/AIDS in Road Constr    | 1-Mar-06      | 160 000.0           |
| Indonesia                         | ID: Public expend Mgmt & Fin Acontabty   | 29-Nov-05     | 300 000.0           |
| Indonesia                         | Making the Link: From Best Practices to  | 20-Jun-06     | 315 000.0           |
| Cambodia                          | KH-Institut of Proj & Prog Mngt Function | 1-Jul-05      | 200 000.0           |
| Cambodia                          | KH: Strengthening Natl Audit Authority   | 2-Sep-05      | 211 000.0           |
| Cambodia                          | KH - IDF for Civil Society               | 19-Jun-06     | 280 000.0           |
| Lao People's Democratic Republic  | IDF Integration of Ethnic Minority Conce | 30-Sep-05     | 200 000.0           |
| Lao People's Democratic Republic  | Cap. build. PRSP/NGPES priority areas    | 7-Dec-05      | 210 000.0           |
| Lao People's Democratic Republic  | Laos: IDF Grant -M&E of Benefits Streams | 10-Jan-06     | 274 000.0           |
| Lao People's Democratic Republic  | LA: Project Standard Operating Procedure | 19-Jun-06     | 200 000.0           |
| Mongolia                          | Mongolia - Administrative Regulation     | 29-Nov-05     | 295 000.0           |
| Mongolia                          | MN-Strengthening the Auditors Capacity   | 28-Nov-05     | 255 000.0           |
| Philippines                       | Strengthening of M&E Capacities in Agri  | 1-Dec-05      | 300 000.0           |
| Philippines                       | Strengthening of Revenue Administration  | 13-Dec-05     | 250 000.0           |
| Vietnam                           | VN Water Pollution Control               | 5-Dec-05      | 300 000.0           |
| <b>Subtotal</b>                   |  |               | <b>4 450 000.0</b>  |
| <b>EUROPE / CENTRAL ASIA</b>      |  |               |                     |
| Armenia                           | PUBLIC SECTOR INTERNAL AUDIT IDF         | 15-May-06     | 196 700.0           |
| Bulgaria                          | EDUC CAP BLDG IDF                        | 1-Nov-05      | 329 000.0           |
| Georgia                           | STRENGTHENING E-GOVERNMENT PROCUREMENT   | 28-Dec-05     | 295 000.0           |
| Georgia                           | IMPRV USAGE OF SOCIO-ECON STATS IDF      | 1-Jul-05      | 244 700.0           |
| Georgia                           | ENV IDF                                  | 30-Nov-05     | 388 000.0           |
| Kyrgyz Republic                   | INTER-GOVT FISC REFS (IDF)               | 30-Nov-05     | 364 000.0           |
| Moldova                           | Reforming Courts                         | 9-Mar-06      | 380 000.0           |
| Romania                           | STRENGTH FIN MGMT CAP IDF                | 3-Nov-05      | 300 000.0           |
| Turkey                            | FOREIGN DEBT FRONT OFFICE CAP BLDG IDF   | 30-Jun-06     | 199 500.0           |
| Uzbekistan                        | IDF: HEALTH & EDUCATON M&E CAP BLDG      | 19-Jun-06     | 287 000.0           |
| <b>Subtotal</b>                   |  |               | <b>3 003 900.0</b>  |
| <b>LATIN AMERICA / CARIBBEAN</b>  |  |               |                     |
| Central America                   | IDF Cepredenac Institution Strengthening | 22-Dec-06     | 448 200.0           |
| Latin America                     | 6L Strength. M&E Systems in LAC          | 11-May-06     | 490 000.0           |
| Argentina                         | AR Judicial School                       | 11-May-06     | 366 600.0           |
| Argentina                         | Argentina: Implementing the Federal Wate | 5-May-06      | 305 200.0           |
| Brazil                            | Youth IDF                                | 18-Apr-06     | 351 600.0           |
| Chile                             | CL Juvenile Justice                      | 28-Oct-05     | 318 200.0           |
| Chile                             | Territorial Development Strategy         | 1-Feb-06      | 156 500.0           |
| Colombia                          | CO-Youth Reintegrat (Colegio del Cuerpo) | 18-Oct-05     | 900 000.0           |
| Dominican Republic                | DO Public Expenditure Mgt & Fincl Accoun | 3-May-06      | 320 000.0           |
| Ecuador                           | CODAE Capacity Building and Empowerment  | 22-Nov-05     | 214 500.0           |
| Guatemala                         | GT Improving Poverty M&E Systems         | 8-Mar-06      | 399 200.0           |
| Mexico                            | MX Land (IDF)                            | 12-Apr-06     | 350 000.0           |
| <b>Subtotal</b>                   |  |               | <b>4 618 000.0</b>  |
| <b>MIDDLE EAST / NORTH AFRICA</b> |  |               |                     |
| Algeria                           | Modernization of Algeria Pub Proc Syst.  | 14-Jun-06     | 400 000.0           |
| Lebanon                           | Environmental Legislation                | 2-Feb-06      | 327 000.0           |
| Syrian Arab Republic              | Enhancing Policymaking & Impl. Cap in SP | 3-Mar-06      | 290 000.0           |
| <b>Subtotal</b>                   |  |               | <b>1 017 000.0</b>  |
| <b>SOUTH ASIA</b>                 |  |               |                     |
| India                             | IDF - Modernization & Cap. Bldg. CAG     | 2-Aug-05      | 490 000.0           |
| India                             | AP Financial Management Strengthening    | 18-May-06     | 430 000.0           |
| India                             | IDF- Capacity Building of the Finance Dp | 21-Apr-06     | 167 000.0           |
| Pakistan                          | IDF-NWFP - Strengthening of Reg. Framewk | 38874         | 440 000.0           |
| <b>Subtotal</b>                   |  |               | <b>1 527 000.0</b>  |
| <b>Total</b>                      |  |               | <b>20 981 900.0</b> |

**Table 23 (continued)**  
**(in dollars)**

**(d) FY06 Development Grant Facility (italics indicate new programs in FY06)**

| Title of grant  | Amount              |
|---|---------------------|
| <b>Environmentally and Socially Sustainable Development Network (ESSD)</b>                              |                     |
| Consultative Group on International Agricultural Research (CGIAR)                                       | 50 000 000.0        |
| International Assessment of Agricultural Science & Technology for Development                           | 500 000.0           |
| <i>The Global Program on Fisheries (PROFISH)</i>  | 500 000.0           |
| <i>Prevention of Global Diseases of Animal Origin</i>   | 440 000.0           |
| <i>Global Donor Platform for Rural Dev</i>  | 200 000.0           |
| Critical Ecosystem Partnership Fund   | 2 500 000.0         |
| Africa Stockpiles Program   | 1 200 000.0         |
| Targeted Research and Capacity Building for Coral Reef Management                                       | 1 000 000.0         |
| Development Connection between Biological and Geospatial Information                                    | 400 000.0           |
| <i>Sustainable Land Management Programme - TerraAfrica</i>  | 1 000 000.0         |
| <i>Global Chemicals Management</i>  | 600 000.0           |
| Global Invasive Species Prog (GISP)   | 800 000.0           |
| Post-Conflict Programme   | 8 000 000.0         |
| Small Grants Programme  | 2 800 000.0         |
| <i>Global Fund for Community Foundation</i>   | 550 000.0           |
| Global Fund for Indigenous Peoples (GFIP)   | 800 000.0           |
| <b>Subtotal (ESSD)</b>  | <b>71 290 000.0</b> |
| <b>Infrastructure and Private Sector Development Network (INF) and Private Sector Development (PSD)</b> |                     |
| <i>Investment Climate Facility for Africa</i>   | 1 000 000.0         |
| Information for Development   | 2 500 000.0         |
| <i>Global Road Safety Facility</i>  | 1 000 000.0         |
| The Cities Alliance   | 3 000 000.0         |
| Extractive Industry Transparency Initiative   | 500 000.0           |
| Global Gas Flaring Reduction Public-Private Partnership   | 500 000.0           |
| Communities and Small Scale Mining  | 330 000.0           |
| <b>Subtotal (INF)</b>   | <b>8 830 000.0</b>  |
| <b>Human Development Network (HD)</b>   |                     |
| UN Standing Committee on Nutrition  | 100 000.0           |
| Health Equity Fund  | 1 500 000.0         |
| African Programme for Onchocerciasis Contribution   | 3 000 000.0         |
| Research and Training in Tropical Diseases  | 2 500 000.0         |
| Research and Development in Human Reproduction  | 2 000 000.0         |
| West African Multidisease Surveillance Center   | 400 000.0           |
| Global Forum for Health Research (former Health Research and Development for the Poor)                  | 6 780 000.0         |
| Population & Reproductive Health Capacity-Building Programme  | 1 420 000.0         |
| UNAIDS and Regional Initiatives   | 4 000 000.0         |
| Roll Back Malaria in Africa (formerly Africa Malaria Initiative 2000)                                   | 1 000 000.0         |
| Stop TB Initiative  | 700 000.0           |
| Roma Education Fund   | 2 000 000.0         |
| Early Child Development Capacity Building Initiative (ECDCI)  | 500 000.0           |
| <i>Mainstreaming Nutrition in MCH Program</i>   | 1 300 000.0         |
| <i>International Program for Lung Health</i>  | 1 000 000.0         |
| Partnership for Child Development   | 2 000 000.0         |
| The Asia-Pacific Quality Network  | 360 000.0           |
| <i>Iberoamerican Network for Quality Assurance Program</i>  | 220 000.0           |
| Development of Education in Africa (ADEA)   | 1 000 000.0         |
| MENA Child Protection Initiative  | 750 000.0           |
| <i>Global Program for the Assessment of Educational Achievement</i>                                     | 2 500 000.0         |
| <b>Subtotal (HD)</b>  | <b>35 030 000.0</b> |
| <b>Operational Policy &amp; Country Services Network (OPCS)</b>   |                     |
| Institutional Development Fund  | 16 000 000.0        |
| <i>Statistical Capacity Building Program</i>  | 7 500 000.0         |
| Global Financial Management Partnership   | 550 000.0           |
| <b>Subtotal (OPCS)</b>  | <b>24 050 000.0</b> |
| <b>Poverty Reduction and Economic Management Network (PREM)</b>   |                     |
| <i>Sustainable Advancement in Gender Equality and Empowerment</i>                                       | 800 000.0           |
| <i>Global Organization of Parliamentarians Against Corruption (GOPAC)</i>                               | 130 000.0           |
| Global Development Network (formerly Regional Research Consortia)                                       | 3 500 000.0         |
| Global Governance and Dev Country Voice   | 600 000.0           |
| <b>Subtotal (PREM)</b>  | <b>5 030 000.0</b>  |
| <b>Financial Services Network - FSE</b>   |                     |
| Consultative Group to Assist the Poorest (CGAP)   | 500 000.0           |
| Supporting Insurance Supervision  | 200 000.0           |
| International Organization of Pension Supervisors (IOPS)  | 70 000.0            |
| <b>Subtotal (FSE)</b>   | <b>770 000.0</b>    |
| <b>Office of the President - EXC</b>  |                     |
| Development Gateway Foundation  | 2 000 000.0         |
| <b>Subtotal (EXC)</b>   | <b>2 000 000.0</b>  |
| <b>Special Programs</b>   |                     |
| <i>Legal Capacity Building Initiative for International Trade &amp; Investment in Africa</i>            | 200 000.0           |
| Partnership for African Capacity Building (PACT)  | 22 000 000.0        |
| African Virtual University  | 1 500 000.0         |
| DGF Administration  | 1 180 000.0         |
| <b>Subtotal (special programmes)</b>  | <b>24 680 000.0</b> |

Table 23 (continued)  
(in dollars)

| (d) FY06 Development Grant Facility (italics indicate new programs in FY06)                             |                      |
|---|----------------------|
| Title of grant  | Amount               |
| <b>Environmentally and Socially Sustainable Development Network (ESSD)</b>                              |                      |
| Consultative Group on International Agricultural Research (CGIAR)                                       | 50 000 000.0         |
| International Assessment of Agricultural Science & Technology for Development                           | 500 000.0            |
| <i>The Global Program on Fisheries (PROFISH)</i>  | 500 000.0            |
| <i>Prevention of Global Diseases of Animal Origin</i>   | 440 000.0            |
| <i>Global Donor Platform for Rural Dev</i>  | 200 000.0            |
| Critical Ecosystem Partnership Fund   | 2 500 000.0          |
| Africa Stockpiles Program   | 1 200 000.0          |
| Targeted Research and Capacity Building for Coral Reef Management                                       | 1 000 000.0          |
| Development Connection between Biological and Geospatial Information                                    | 400 000.0            |
| <i>Sustainable Land Management Programme - TerrAfrica</i>   | 1 000 000.0          |
| <i>Global Chemicals Management</i>  | 600 000.0            |
| Global Invasive Species Prog (GISP)   | 800 000.0            |
| Post-Conflict Programme   | 8 000 000.0          |
| Small Grants Programme  | 2 800 000.0          |
| <i>Global Fund for Community Foundation</i>   | 550 000.0            |
| <i>Global Fund for Indigenous Peoples (GFIP)</i>  | 800 000.0            |
| <b>Subtotal (ESSD)</b>  | <b>71 290 000.0</b>  |
| <b>Infrastructure and Private Sector Development Network (INF) and Private Sector Development (PSD)</b> |                      |
| <i>Investment Climate Facility for Africa</i>   | 1 000 000.0          |
| Information for Development   | 2 500 000.0          |
| <i>Global Road Safety Facility</i>  | 1 000 000.0          |
| The Cities Alliance   | 3 000 000.0          |
| Extractive Industry Transparency Initiative   | 500 000.0            |
| Global Gas Flaring Reduction Public-Private Partnership   | 500 000.0            |
| Communities and Small Scale Mining  | 330 000.0            |
| <b>Subtotal (INF)</b>   | <b>8 830 000.0</b>   |
| <b>Human Development Network (HD)</b>   |                      |
| UN Standing Committee on Nutrition  | 100 000.0            |
| Health Equity Fund  | 1 500 000.0          |
| African Programme for Onchocerciasis Contribution   | 3 000 000.0          |
| Research and Training in Tropical Diseases  | 2 500 000.0          |
| Research and Development in Human Reproduction  | 2 000 000.0          |
| West African Multidisease Surveillance Center   | 400 000.0            |
| Global Forum for Health Research (former Health Research and Development for the Poor)                  | 6 780 000.0          |
| Population & Reproductive Health Capacity-Building Programme  | 1 420 000.0          |
| UNAIDS and Regional Initiatives   | 4 000 000.0          |
| Roll Back Malaria in Africa (formerly Africa Malaria Initiative 2000)                                   | 1 000 000.0          |
| Stop TB Initiative  | 700 000.0            |
| Roma Education Fund   | 2 000 000.0          |
| Early Child Development Capacity Building Initiative (ECDCI)  | 500 000.0            |
| <i>Mainstreaming Nutrition in MCH Program</i>   | 1 300 000.0          |
| <i>International Program for Lung Health</i>  | 1 000 000.0          |
| Partnership for Child Development   | 2 000 000.0          |
| The Asia-Pacific Quality Network  | 360 000.0            |
| <i>Iberoamerican Network for Quality Assurance Program</i>  | 220 000.0            |
| Development of Education in Africa (ADEA)   | 1 000 000.0          |
| MENA Child Protection Initiative  | 750 000.0            |
| <i>Global Program for the Assessment of Educational Achievement</i>                                     | 2 500 000.0          |
| <b>Subtotal (HD)</b>  | <b>35 030 000.0</b>  |
| <b>Operational Policy &amp; Country Services Network (OPCS)</b>   |                      |
| Institutional Development Fund  | 16 000 000.0         |
| <i>Statistical Capacity Building Program</i>  | 7 500 000.0          |
| Global Financial Management Partnership   | 550 000.0            |
| <b>Subtotal (OPCS)</b>  | <b>24 050 000.0</b>  |
| <b>Poverty Reduction and Economic Management Network (PREM)</b>   |                      |
| <i>Sustainable Advancement in Gender Equality and Empowerment</i>                                       | 800 000.0            |
| <i>Global Organization of Parliamentarians Against Corruption (GOPAC)</i>                               | 130 000.0            |
| Global Development Network (formerly Regional Research Consortia)                                       | 3 500 000.0          |
| Global Governance and Dev Country Voice   | 600 000.0            |
| <b>Subtotal (PREM)</b>  | <b>5 030 000.0</b>   |
| <b>Financial Services Network - FSE</b>   |                      |
| Consultative Group to Assist the Poorest (CGAP)   | 500 000.0            |
| Supporting Insurance Supervision  | 200 000.0            |
| International Organization of Pension Supervisors (IOPS)  | 70 000.0             |
| <b>Subtotal (FSE)</b>   | <b>770 000.0</b>     |
| <b>Office of the President - EXC</b>  |                      |
| Development Gateway Foundation  | 2 000 000.0          |
| <b>Subtotal (EXC)</b>   | <b>2 000 000.0</b>   |
| <b>Special Programs</b>   |                      |
| <i>Legal Capacity Building Initiative for International Trade &amp; Investment in Africa</i>            | 200 000.0            |
| Partnership for African Capacity Building (PACT)  | 22 000 000.0         |
| African Virtual University  | 1 500 000.0          |
| DGF Administration  | 1 180 000.0          |
| <b>Subtotal (special programmes)</b>  | <b>24 680 000.0</b>  |
| <b>TOTAL</b>  | <b>171 680 000.0</b> |