

Humanitarian **appeal 2006**



**M
I
D
-
Y
E
A
R

R
E
V
I
E
W**

Consolidated Appeals Process (CAP)



Mid-Year Review

Version: 3.1 **Date:** 20 July 2006

Humanitarian **appeal 2006**



**M
I
D-
Y
E
A
R

R
E
V
I
E
W**

Consolidated Appeals Process (CAP)



Consolidated Appeals Process (CAP)

The CAP is much more than an appeal for money. It is an inclusive and coordinated programme cycle of:

- strategic planning leading to a Common Humanitarian Action Plan (CHAP);
- resource mobilisation (leading to a Consolidated Appeal or a Flash Appeal);
- coordinated programme implementation;
- joint monitoring and evaluation;
- revision, if necessary; and
- reporting on results.

The CHAP is a strategic plan for humanitarian response in a given country or region and includes the following elements:

- a common analysis of the context in which humanitarian action takes place;
- an assessment of needs;
- best, worst, and most likely scenarios;
- stakeholder analysis, i.e. who does what and where;
- a clear statement of longer-term objectives and goals;
- prioritised response plans; and
- a framework for monitoring the strategy and revising it if necessary.

The CHAP is the foundation for developing a Consolidated Appeal or, when crises break or natural disasters strike, a Flash Appeal. Under the leadership of the Humanitarian Coordinator, the CHAP is developed at the field level by the Inter-Agency Standing Committee (IASC) Country Team. This team mirrors the IASC structure at headquarters and includes UN agencies and standing invitees, i.e. the International Organization for Migration, the Red Cross and Red Crescent Movement, and NGOs that belong to ICVA, Interaction, or SCHR. Non-IASC members, such as national NGOs, can be included, and other key stakeholders in humanitarian action, in particular host governments and donors, should be consulted.

The Humanitarian Coordinator is responsible for the annual preparation of the consolidated appeal *document*. The document is launched globally each November to enhance advocacy and resource mobilisation. An update, known as the *Mid-Year Review*, is to be presented to donors in July 2006.

Donors provide resources to appealing agencies directly in response to project proposals. The **Financial Tracking Service (FTS)**, managed by the United Nations Office for the Coordination of Humanitarian Affairs (OCHA), is a database of donor contributions and can be found on www.reliefweb.int/fts

In sum, the **CAP works to provide people in need the best available protection and assistance, on time.**

ORGANISATIONS PARTICIPATING IN CONSOLIDATED APPEALS DURING 2006:

AARREC	CESVI	GSLG	OCHA	UNAIDS
AASAA	CHFI	HDO	OCPH	UNDP
ABS	CINS	HI	ODAG	UNDSS
Abt Associates	CIRID	HISAN - WEPA	OHCHR	UNESCO
ACF/ACH/AAH	CISV	Horn Relief	PARACOM	UNFPA
ACTED	CL	IFRC	PARC	UN-HABITAT
ADRA	CONCERN	INTERSOS	PHG	UNHCR
Africare	COOPI	IOM	PMRS	UNICEF
AGROSPHERE	CORD	IRC	PRCS	UNIFEM
AHA	CPAR	IRD	PSI	UNMAS
ANERA	CRS	IRIN	PU	UNODC
ARCI	CUAMM	JVSF	RFEP	UNRWA
ARM	CW	MALAO	SADO	UPHB
AVSI	DCA	MCI	SC-UK	VETAID
CADI	DRC	MDA	SECADEV	VIA
CAM	EMSF	MDM	SFCG	VT
CARE	ERM	MENTOR	SNINC	WFP
CARITAS	EQUIP	MERLIN	SOCADIDO	WHO
CCF	FAO	NA	Solidarités	WVI
CCIJJ	GAA (DWH)	NNA	SP	WR
CEMIR Int'l	GH	NRC	STF	ZOARC
CENAP		OA		

Table of Contents

INTRODUCTION	1
EXAMPLES OF KEY ACCOMPLISHMENTS IN 2006	2
HUMANITARIAN REFORM IN 2006	6
How the cluster leadership approach fills gaps and strengthens sector coordination.....	6
Strengthening the Humanitarian Coordinator System: individuals who can deliver effective leadership in humanitarian emergencies.....	6
Faster and more equitable funding: the Central Emergency Response Fund	6
THE CONSOLIDATED APPEAL PROCESS AND THE HUMANITARIAN REFORM	7
FLASH APPEALS: LESSONS LEARNED	7
NEEDS ANALYSIS AND STRATEGIC MONITORING	9
NGOs AND THE RED CROSS AND RED CRESCENT MOVEMENT IN APPEALS.....	10
FUNDING AT MID-2006.....	12
Funding in proportion to donor GDP.....	15
Funding per beneficiary	16
Funding per sector	17
Funding 'inside' and 'outside' the CAP	17
BURUNDI	19
CENTRAL AFRICAN REPUBLIC	21
CHAD	23
CÔTE D'IVOIRE.....	25
DEMOCRATIC REPUBLIC OF THE CONGO.....	27
GREAT LAKES REGION	29
GUINEA	31
HORN OF AFRICA	33
LIBERIA	35
NEPAL.....	37
OCCUPIED PALESTINIAN TERRITORY	39
REPUBLIC OF CONGO	41

SOMALIA	43
SUDAN.....	45
UGANDA.....	47
WEST AFRICA	49
ZIMBABWE	51
TIMOR-LESTE FLASH APPEAL	53
GUINEA-BISSAU FLASH APPEAL.....	55
ETHIOPIA	57
INDONESIA EARTHQUAKE RESPONSE PLAN.....	59
NORTH CAUCASUS (RUSSIAN FEDERATION) TRANSITIONAL WORKPLAN	61
APPEAL FOR IMPROVING HUMANITARIAN RESPONSE CAPACITY: CLUSTER 2006.....	63
ANNEX I.	
ACRONYMS AND ABBREVIATIONS	65
ANNEX II.	
2006 CONSOLIDATED & FLASH APPEALS: SUMMARY OF REQUIREMENTS AND FUNDING PER SECTOR	70
ANNEX III.	
2006 CONSOLIDATED & FLASH APPEALS: SUMMARY OF REQUIREMENTS AND FUNDING PER APPEAL	71

INTRODUCTION

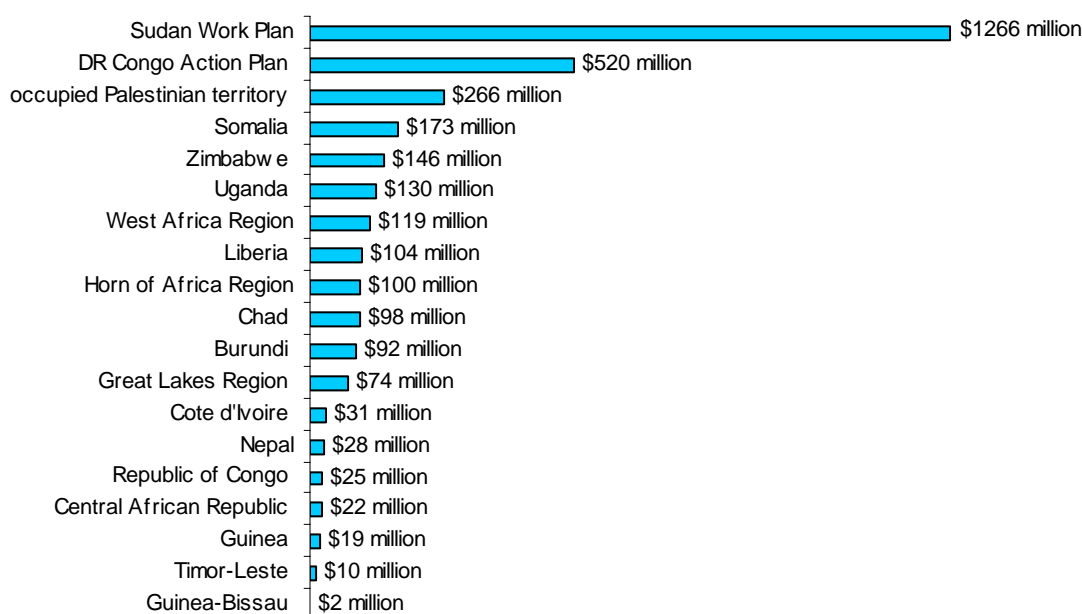
Seventeen consolidated appeals and two flash appeals in 2006 bring together key organisations on the ground – non-governmental organisations, the Red Cross and Red Crescent Movement, the United Nations, and other international organisations – to present strategic action plans and detailed project proposals for the world's largest and most acute humanitarian crises. Their aim is to provide people in need the best available protection and assistance, on time.

Much has been achieved in the face of these crises in the first half of 2006. Much more remains to be done. Funding for these appeals overall stands at 36% of requirements (US\$1.7 billion funded against requirements of \$4.8 billion¹). In this Mid-year Review, teams in these crisis-affected

countries offer updates of the contexts and causes of humanitarian need, amend their strategic response plans and specific projects as needed, and summarise achievements to date.

In the midst of a major new round of humanitarian reforms, the basic rationale of the consolidated appeal process – part of the humanitarian reforms of 14 years ago – remains relevant: to overcome the prolific structure of the humanitarian system's implementation side by bringing organisations together into a common analysis, strategy and action plan; and to combine what would be overlapping, competing single-agency appeals into a comprehensive compendium of priority projects that avoids gaps and serves as a meaningful funding barometer for each crisis.

CAP 2006: Unmet funding requirements



¹ All dollar signs in this document ('\$') denote United States dollars.

EXAMPLES OF KEY ACCOMPLISHMENTS IN 2006

The following examples highlighted below illustrate the variety of specialised actions that comprise the Consolidated Appeals Process' strategic approach to meeting humanitarian need.²

BURUNDI (25% funded)	The World Food Program (WFP) and its partners distributed 45,000 metric tonnes (MT) of food aid in the first six months whereas the Food and Agriculture Organization (FAO) and its partners assisted over 450,000 households with seeds and tools to increase the prospects for an improved harvest in June. The World Health Organisation (WHO), the United Nations Children's Fund (UNICEF), and the UN High Commission for Refugees (UNHCR) distributed Essential Health Care Packages (ECP) to 210 health centres in the ten provinces that were expecting over 10,000 returnees, and plan to expand the project to 106 health centres in the remaining six provinces of Bujumbura Rural, Mwaro, Kayanza, Muranyya, Cibitoke and Bubanza. UNHCR/WFP and its partners responded to the influx of nearly 20,000 Rwandan asylum-seekers and the return of 13,000 rejected Burundian asylum-seekers, assuring their protection and assistance in line with international conventions.
CENTRAL AFRICAN REPUBLIC (37% funded)	<p><u>Health:</u> 28,688 children have received measles vaccination since January 2006. <i>Médecins sans Frontières</i> (MSF)-Holland has provided basic health consultation and care, including medication, to around 28,000 patients in the areas of Paoua and Markounda, with a team of 12 expatriate medical staff and 65 national staff.</p> <p><u>Water and Sanitation:</u> The International Committee of the Red Cross (ICRC) and the National Red Cross are implementing a programme for village hydraulic systems, and for the promotion of hygiene and sanitation, in the prefectures of Mbomou and Basse-Kotto.</p> <p><u>Food:</u> 258 tons of food plus non-food items including medicines were delivered in the north-western part of the country in May 2006 to 15,000 people. 6,000 children have been helped in nutritional centres, with 600 tons of food provided.</p> <p><u>Education:</u> During 2004-2005 school year, 11,300 classroom desks and chairs were provided for 33,900 pupils, teaching materials were provided to 1,210 teachers, and school equipment to 90,015 pupils.</p> <p><u>Re-establishment of security and human rights:</u> The UNDP-led project for disarmament, demobilisation and reintegration (DDR) disarmed approximately 3,000 former combatants since January, reaching a total of 5,480 to date.</p> <p><u>Refugees and IDPs:</u> More than 2,000 Sudanese refugees were repatriated between February and April 2006. Protection and assistance was provided to 25,000 refugees (16,000 Sudanese and 3,400 Congolese-RDC) in CAR.</p>
CHAD (46% funded)	Despite shortfalls in funding and growing insecurity, humanitarian organisations have been able to respond to the needs of newly arrived refugees and Internally Displaced Persons (IDPs), and also to continue providing services to existing refugee caseloads (more than 200,000 refugees) and to support initiatives for host communities. The provision of humanitarian assistance has resulted in reductions of morbidity, mortality and malnutrition rates, with an average Global Acute Malnutrition (GAM) currently less than 5%. Some of the main constraints and challenges faced by humanitarian actors in Chad are: increased insecurity and violence against humanitarian workers (non-essential staff were temporarily evacuated in April); logistical constraints and poor road networks that make access to affected populations difficult; lack of implementing partners with adequate capacity; and lack of resources.

² All consolidated appeals and flash appeals can be viewed on <http://www.humanitarianappeal.net> or on <http://www.reliefweb.int>. Information on the funding status of appeals, updated daily, can be viewed on the Financial Tracking Service (FTS), <http://www.reliefweb.int/fts>. Figures throughout this document are as of 23 June 2006 unless stated otherwise.

<p>CÔTE D'IVOIRE</p> <p>(29% funded)</p>	<p>In May 2006, Côte d'Ivoire's second-biggest city, Bouaké (about 600,000 inhabitants), remained without water supply for the whole month; humanitarian organizations and ONUCI supplied local health facilities, schools and public utility services with emergency water supplies and assisted in sanitizing water sources, while the government repaired the pumps at the beginning of June. A joint government, UNICEF and implementing partners project for the Savanes Region led to the rehabilitation of 68% of 700 damaged hydraulic water pumps. At present, 1.5 million people in the north and west of the country have access to drinking water thanks to action by ICRC in support of 70 water purification plants. In <i>Forces Nouvelles</i>-controlled areas the absence of a great number of civil servants is seriously hindering the delivery of adequate services in key sectors (health, education, judiciary, etc.); humanitarian action has prevented the total collapse of basic health and education services and has provided essential support to the existing epidemiological surveillance system. Action by MSF-Holland, WHO, International Rescue Committee (IRC), UNICEF, health authorities, and ICRC contained a cholera outbreak in Danané and Zouan Hounien in February. The 11th national vaccination campaign against polio aimed at about five million children below five was carried out during mid-May by WHO and health authorities. With the assistance of UNICEF, 517 Primary Health Centres out of 595 in 32 districts (i.e. 87%) servicing about seven million inhabitants are once again operational. Between February and March, long overdue exams for two academic years (2003-2005) were finally organised in the centre, north and west of the country, enabling more than 90,000 children and adolescents to continue their studies. To support agricultural production, FAO and WFP have assisted 19,600 vulnerable households in the west, north-west and north of the country while the ICRC has supported 2,500 households in Korhogo. WFP is also providing three-month food rations that ensure 1,930 kcal per person per day to farmers, while FAO has been assisting the national veterinary services with the prevention and control of the avian influenza outbreak. During the first five months of 2006, WFP distributed 10,300 MT of mixed commodities to beneficiaries, including 538,000 children in its School Feeding Programme carried out in co-operation with the DNC (<i>Direction Nationale des Cantines Scolaires</i>). Furthermore, WFP assisted the following categories: 6,800 IDPs and 8,500 refugees in camps; 3,200 vulnerable households during the lean season; 19,600 households in the context of the agricultural programmes; 4,700 households participating in Food-For-Work and Food-For-Training programmes; and 42,000 beneficiaries in the vulnerable groups category, including malnourished children, HIV/AIDS-affected persons, orphans and vulnerable children.</p>
<p>DEMOCRATIC REPUBLIC OF CONGO</p> <p>(26% funded)</p>	<p>The Cluster approach rollout in DRC began in January 2006; 10 clusters are now in place. Together with partners in the field, the UNICEF/OCHA Rapid Response Mechanism (RRM) has provided assistance, including NFI / Emergency shelter and emergency water and sanitation needs, to about 500,000 newly displaced persons, the large majority of which are women and children. The wat/san cluster also responded to the chronic lack of adequate water and sanitation infrastructure for over 300,000 Congolese. As a forum, the Protection cluster has managed to strengthen the overall voice for protection of civilians against violence in the DRC. It has contributed to reversing military decisions to force vulnerable IDPs to return home, to launching investigations against government soldiers accused of violating civilian HR, and to greatly facilitating the establishment of thematic sub-groups to deal with issues including sexual and gender-based violence and child protection. Several epidemics, such as measles in Mbuji Mayi, cholera in the Kivus and Ituri, and whooping cough in North Kivu, were investigated and successfully controlled. An average of 50,245 displaced and out-of-school children and 1,054 teachers have received access to emergency formal and non-formal education through the rehabilitation of classrooms and schools. Improvement of the security situation in Central Katanga as a consequence of the demobilisation of the Congolese rebel group, facilitated by MONUC, allowed a significant increase of the humanitarian presence in that remote area: OCHA opened an antenna in Mitwaba in order to facilitate and coordinate humanitarian assistance for IDPs and the civil population. Within the scope of the Good Humanitarian Donor Initiative, a Pooled Fund was designed and initiated with allocations totalling almost \$36 million for 112 NGO and UN projects.</p>

GREAT LAKES REGION (52% funded)	UN agencies, NGOs and international organizations have continued to work in close consultation with one another. Donors and national counterparts in moving towards the operational and thematic objectives outlined in the CAP. The core support functions of regional organizations for country operations remained a key focus in 2006: technical support, resource mobilization and advocacy, surge capacity and backstopping, and development and implementation of humanitarian policy. Agencies and organizations also provided support and guidance for preparedness and response plan development as well as monitoring and evaluation processes both at country and regional level. In 2006 coordination through the Inter-Agency Working Group (IAWG), its sub-groups and the thematic regional working groups has been further developed. Consultations between the groups within the framework of humanitarian reform have been ongoing in order to ensure that gaps are addressed at regional level and to strengthen overall coordination. In addition, complementary direct assistance has been provided to populations in need where a cross-border or multi-country response is required or where the necessary capacity does not exist at country level.
GUINEA (28% funded)	The voluntary repatriation of 35,000 Liberian refugees is progressing with over 13,000 Liberians repatriated since the beginning of 2006; some 44 Sierra Leonean refugee families have been locally integrated; 60 separated refugee children were reunited with their families in Sierra Leone. WFP assisted 65,000 primary school children in 297 schools in Guinée Forestière, through its Emergency School Feeding (ESF) programme; some 30 classrooms each equipped with latrines, drinking water and playground facilities in refugee camps were constructed to benefit 1,320 children. 50 teachers have been trained to provide psycho-social support to war-affected children and promote peace education; over 180,000 textbooks for children were distributed, together with 6,000 teachers' guides. New Emergency Health Kits (NEHK) basic units and reproductive health kits were distributed to health districts. 20 water points to benefit 6,000 people were constructed.
LIBERIA (28% funded)	321,745 IDPs were provided with humanitarian return assistance including food, non-food items (NFIs) and transportation grants. As of 10 May 2006, over 80% of IDPs had collected their second tranche food ration from WFP. The Government of Liberia declared the IDP return process completed on 20 April 2006. With UN assistance, a further 69,000 refugees have also returned from neighbouring countries. The recently passed "rape law" has been a positive step to increase the protection of women and children against rape and other forms of sexual and gender-based violence (SGBV). Until now, the lack of effective rule of law institutions and mechanisms has resulted in impunity for many perpetrators of SGBV. Close collaboration between Government, UN, NGOs, and humanitarian partners is urgently required to further develop practical preventive programmes. The routine epidemiological early warning and surveillance systems have been improved. The integrated disease surveillance and response system of the MoH has been expanded to 9 counties. The EPI surveillance systems are functional in all 15 counties focusing on all priority communicable diseases. More than 1200 community focal persons for the reporting of priority communicable diseases including avian influenza have been selected and trained.
NEPAL (59% funded)	Much has been achieved in protection, access, and coordination & joint planning (three of the four strategic priorities). OHCHR established a large operational monitoring presence with a broad mandate; four field offices have been established in addition to a HQ in Kathmandu. WHO is implementing a 'Health Action in Crises' project, and space for development and public health activities has increased. UNFPA has completed rapid assessments of the impact of conflict on programme activities and trained thousands of health service providers in reproductive health in emergency settings. 17 reproductive health mobile outreach camps for conflict-affected populations were conducted this year. The 'Welcome to School' campaign enrolled 500,000 children, more than double the originally targeted children. UNHCR, WFP, LWF, Caritas and other partners continued to provide protection and assistance to the nearly 130,000 refugees and asylum-seekers in Nepal. A full-time international Mine Action focal point was recruited for the Mine Risk Education Working Group and 56,000 copies of a "Meend" comic booklet on accident prevention were disseminated. For coordination, a local inter-agency standing committee (IASC) was formally created in March and has driven the review process of complex emergency and natural disaster contingency planning. A number of inter-agency field assessment missions, including IDP assessments in the mid-west and east of Nepal, have been done. Sharing and analysis of security and operational space information improved, with strong networks emerging between the field staff and managers of UN agencies and INGOs. Non-traditional donors have supported humanitarian action in Nepal through the CAP. Finally, the Maoists and the Government formally accepted the Basic Operating Guidelines.

<p>SUDAN (24% funded)</p>	<ul style="list-style-type: none"> • 100% of public health outbreaks were detected early and responded to in a timely manner (meningitis, yellow fever). Two Polio National Immunization Days were conducted to date with more than 6 million under-five year old children receiving immunization. • 21,200 returnees were provided transport assistance, the movement of 70,812 returnees tracked and monitored, and 102,000 organised and spontaneous returnees benefited from an information campaign on returns. • On average, 3 million people per month have been assisted with food aid, on average 43,000 MT provided in monthly distributions. • 2,705,892 square meters of landmine-affected land and 636.4km of road cleared; 201,180 people received mine risk education. • Over 4.5 million persons have been provided with new or continuing access to safe water. • Close to 2 million children are supported with basic education programme. • Nearly 900,000 vulnerable persons in Darfur, including 175,000 persons displaced this year, received essential shelter and other non-food items.
<p>UGANDA (51%)</p>	<ul style="list-style-type: none"> • Food assistance provided to approximately 1.4 million people, including 23,500 mothers and children assisted with supplementary food items in clinics; • 20,317 children were given measles vaccination in 9 camps in Pader district, following an outbreak. There are plans to conduct mass immunization in the district. • 95 deep boreholes were drilled and equipped with hand pumps and 1,000 prefabricated latrines were installed in the districts of Gulu, Kitgum, Lira and Pader; • Social mobilization was conducted to create more awareness on good hygiene practices through radio programs, talk shows, spot messages, drama shows, and hygiene competitions; • Over 23,000 children, including 13,000 girls, benefited from increased access to Early Childhood Development Services in IDP camps in Lira, Kitgum, Pader and Apac; • Six mine risk assessment teams have been formed and deployed, allowing for the identification and clearance of dangerous areas.
<p>ZIMBABWE (43% FUNDED)</p>	<ul style="list-style-type: none"> • From January to April 2006, approximately 4.3 million people received food assistance from WFP and implementing partners. In addition, 900,000 people were targeted through a parallel NGO pipeline (consortium composed of World Vision, CARE and Catholic Relief Services). • Humanitarian agencies were able to provide 1131 transitional household shelters to families affected by Operation <i>Murambatsvina</i> (Restore Order) in and around Harare, while 295 permanent family structures were provided by community-based organizations across the country. • WFP channelled food to IOM and select NGOs to reach 77,275 food-insecure people affected by evictions along with other mobile and vulnerable people. • In the WATSAN sector, UNICEF and partners repaired 1,396 boreholes benefiting over 349,000 people in rural areas, and also repaired 49 boreholes in Bulawayo, benefiting more than 120,000 people suffering from severe water shortages.

HUMANITARIAN REFORM IN 2006

The humanitarian system is changing. Three key initiatives were introduced since 2005: strengthened sectoral leadership and gap-filling through the cluster approach; strengthened country-level leadership through the humanitarian coordinators; and large-scale pre-positioned funds in the form of the Central Emergency Response Fund.

How the cluster leadership approach fills gaps and strengthens sector coordination

The cluster leadership approach comprises:

- At the global level, building technical capacity and stockpiles and ensuring predictable leadership in humanitarian response, especially in 'gap' areas.
- At the field level, designating leads for each sector or area of work to mobilise "clusters" of humanitarian responders to work together to achieve common objectives.
- Designated leads work—in this capacity—according to an agreed Terms of Reference and are accountable to the Humanitarian Coordinator for ensuring adequate preparedness, planning and response within the sector or area of activity concerned.

The expected results are: more predictable response because "who does what" is pre-defined; clearer accountability from cluster leads to the HC; more strategic field-level coordination and prioritisation, resulting in more timely and effective response; and strengthened partnerships among the UN, IOM, Red Cross and Red Crescent Movement, and NGOs.

The cluster approach is initially being implemented in Uganda, Liberia, DR Congo, and Somalia (as well as new major emergencies such as the Pakistan and Indonesia earthquake). Implementation will be closely followed to map evolving practice and ensure that the approach produces the desired results.

Strengthening the Humanitarian Coordinator System: individuals who can deliver effective leadership in humanitarian emergencies

This reform comprises a comprehensive strategy towards humanitarian coordinators (HCs): selecting, mentoring, training, and holding accountable. Actions to strengthen the HC system are: (1) developing a pool of HCs (from UN and non-UN organisations) for short-term and/or immediate deployment; (2) monitoring performance through an RC/HC "score card"; (3) developing an orientation and training package. Expected outcomes of the strengthened HC system are: stronger commitment to coordination at the field level by all humanitarian partners; greater perception of inclusiveness, transparency, and ownership in the appointment of HCs; mutual accountability between HCs and the humanitarian community; appropriate training and induction to prepare and support HCs to assume their functions; and adequate support to the HCs in their work.

Faster and more equitable funding: the Central Emergency Response Fund

The Central Emergency Response Fund is the most fully realised part of the humanitarian reforms (and the first part of the Secretary-General's UN reforms to be adopted by the General Assembly). It is a pool of pre-positioned funds under the management of the UN Secretary-General (delegated to the Emergency Relief Coordinator) with a mandate to immediately fund life-saving actions in sudden-onset crises as well as chronic under-funded crises. Since its launch in March 2006 (only a few months after approval by the General Assembly), the CERF has received \$221 million in paid or committed funding, plus another \$42 million in uncommitted donor pledges (as of 23 June 2006). It has disbursed or committed \$44 million to date to new or chronic crises, and aims to distribute a further \$50 million in a second round of support to chronic under-funded crises in August-September 2006. The CERF, even if it reaches its target of \$450 million in disbursements each year, cannot replace voluntary official contributions (CAP requirements in 2006, for example, are \$4.8 billion, more than ten times the CERF target); however, with replenishment in 2007, it will continue to fulfil its role as the first funding responder to new crises, and the donor of last resort to life-saving projects in chronic crises.

CERF Funding to date per crisis

	Disbursed or committed	<i>Allocations (not yet finalised)</i>
Burundi Consolidated Appeal 2006	\$ -	\$ 2,000,000
Central African Republic Consolidated Appeal 2006	\$ 748,336	\$ 251,450
Chad Consolidated Appeal 2006	\$ -	\$ 10,000,000
Cote d'Ivoire Consolidated Appeal 2006	\$ 946,037	\$ 1,000,000
Democratic Republic of the Congo Action Plan 2006	\$ -	\$ 17,000,000
Ethiopia: 2006 Humanitarian Appeal (Joint Govt-UN)	\$ 3,178,600	\$ 1,000,000
Guinea Consolidated Appeal 2006	\$ -	\$ 1,000,000
Guinea-Bissau Flash Appeal 2006	\$ 1,361,700	\$ -
Haiti 2006	\$ 500,000	\$ 500,000
Horn of Africa Consolidated Appeal 2006	\$ 13,806,051	\$ -
Kenya: 2006 UNHCR/WFP Appeal for Life-Saving Assistance to Somali and Sudanese Refugees	\$ 650,000	\$ 500,000
Republic of Congo Consolidated Appeal 2006	\$ -	\$ 1,000,000
Somalia Consolidated Appeal 2006	\$ 6,034,781	\$ -
Sudan Work Plan 2006	\$ 7,000,000	\$ 13,000,000
Timor-Leste Flash Appeal 2006	\$ 4,134,815	\$ -
West Africa Consolidated Appeal 2006	\$ 5,503,823	\$ -
Zambia: UNHCR/WFP 2006-7 Appeal for Assistance to Refugees from DRC and Angola	\$ -	\$ 1,000,000
Zimbabwe Consolidated Appeal 2006	\$ 500,000	\$ 500,000
TOTAL	\$ 44,364,143	\$ 48,751,450

THE CONSOLIDATED APPEAL PROCESS AND THE HUMANITARIAN REFORM

The CAP was part of the humanitarian reforms of 14 years ago. What is its relation to the current reforms? CAPs can empower Humanitarian Coordinators, by putting them at the head of a powerful and well-established process; they also form a tangible output that can be used to measure the effectiveness of coordination in that crisis. The strategic prioritisation in CAPs and flash appeals can reinforce donor confidence in the use of CERF funds. (The CERF and the CAP are already integrated, in that most projects funded by CERF in chronic under-funded crises are CAP projects, and CERF requests for sudden-onset emergencies are made as part of the development of a flash appeal.) CAPs can be a platform for strengthening sectoral coordination through the formation of clusters, and clusters in turn can strengthen CAPs by producing better coordination, better vetting of project proposals, and better outreach to NGOs and the Red Cross and Red Crescent Movement.

FLASH APPEALS: LESSONS LEARNED

After the enormous flash appeals in 2005 – the Tsunami and the South Asia earthquake – plus eight more of a moderate scale (see table), 2006 to date has seen flash appeals for Guinea-Bissau (37% funded) and Timor-Leste (47%), plus the Indonesia Earthquake Response Plan (26%).

Flash Appeals 2005: Requirements and Funding

	Requirements	Funding	% Covered	Unmet requirements	Uncommitted pledges
Indian Ocean Earthquake-Tsunami	1,409,095,486	1,248,600,857	89%	160,494,629	76,088,459
Malawi	73,827,747	55,978,562	76%	17,849,185	302,663
Niger	81,393,876	59,189,713	73%	22,204,163	3,407,495
Angola Marburg VHF	4,027,000	2,886,840	72%	1,140,160	0
South Asia Earthquake	561,321,321	382,047,179	68%	179,274,142	7,387,178
Benin	5,891,780	3,907,964	66%	1,983,816	1,050,000
Guatemala	31,860,000	20,694,073	65%	11,165,927	1,305,402
West & Central Africa Region Cholera	3,241,637	1,443,902	45%	1,797,735	0
Djibouti Drought	7,494,198	2,556,062	34%	4,938,136	0
Guyana	2,562,392	779,730	30%	1,782,662	0
TOTAL	2,180,715,437	1,778,084,882	82%	402,630,555	89,541,197

Mid-Year Review: Humanitarian Appeal 2006



In flash appeals, there will always be a tension between speed and information. Appeals issued quickly, within a week of a sudden-onset emergency, can never be based on comprehensive needs assessments and perfectly dovetailed with government plans; they must rely on early indications and educated guesses, and align with early government plans that are often skeletal. Appeals issued late, on the other hand, do not evince the required rapid response. It is often remarked that, unlike IASC flash appeals, the International Federation of Red Cross and Red Crescent Societies (IFRC) is usually able to issue an appeal within 24 hours. This is a suggestive comparison, but also over-simplified: the IFRC is a single organisation, whereas the main purpose of flash appeals is to present a unified plan and portfolio of projects from all key agencies on the ground – which inevitably takes time to develop. The key is to turn this weakness into a strength.

The emerging consensus is that the IASC should issue an early edition of the flash appeal fast, within about five days and based on the best available early information, and follow it with a scheduled revision about a month later when more precise information is available, and government recovery plans are better developed. (This approach has been followed in the Indonesia Earthquake Response Plan.) Donors often view recovery projects sceptically in flash appeals, especially in an early edition; agencies counter justifiably that some recovery projects need to begin immediately. One way forward would be to pursue a dialogue and reach agreement on what types of early recovery projects are generally suitable to be proposed (and funded and implemented) in the early days, versus what types are better left till after thorough assessments, or even after the flash appeal period. Such agreement would settle in advance much of the expressed concern about the scope of flash appeals.

To improve budgeting of flash appeals, cluster leads are developing pre-budgeted generic project proposals (on a cost *per capita* basis) that will save time during the five days of flash appeal development and allay concerns about budgeting. (The standard costs might come in two or three variants according to degree of logistical difficulty.) Donors should review and essentially pre-approve the *per capita* costs per cluster before the next flash appeal, to remove this element of potential controversy and funding delay in advance.

NEEDS ANALYSIS AND STRATEGIC MONITORING

Other changes in the humanitarian system, apart from the three main areas of system-wide reform but similarly in response to oft-noted deficiencies, are under way. The Needs Analysis Framework (NAF) has been developed in response to an IASC decision that the humanitarian system must improve needs assessments and must use a standard platform for presenting country-level data that will allow comparisons across crises. The NAF leaves detailed, sector-level needs assessment to each sector's technical experts, and instead serves as a *tool to organise and analyse information on needs*. Integrated into the consolidated appeal process, the NAF consolidates and analyses the results of individual assessments in a consistent format before preparing the common humanitarian action plan (CHAP). It aims to stimulate better-coordinated assessments of a more multi-agency nature, and to enable HCs and country teams to reach a common understanding of humanitarian needs with which to set priorities. It also can serve to measure donor performance against Good Humanitarian Donorship General Principle 6: 'Allocate humanitarian funding in proportion to needs and on the basis of needs assessment.'

The NAF accommodates different assessment methodologies, is consistent with SPHERE, and is based on universally accepted indicators.

For 2006, the NAF was used in Burundi, Côte d'Ivoire, DR Congo, occupied Palestinian territories, and Uganda. Lessons learned to date include (on the positive side): the NAF helped to achieve better analysis and prioritisation of needs; helped to standardise indicators in sectoral groups; led to better information sharing; helped to analyse trends and monitor activities; enhanced collaboration among the UN, NGOs and donors; attained increasing ownership by agencies and the active involvement of some donors; and produced well-timed inputs for the CHAP workshops. On the less positive side, it can be time-consuming; is bulky if not adapted to fit the situation; only works if sectoral groups are productive; and can lead to more work if data are missing. From these lessons learned come suggested conditions for success: buy-in by HCs, OCHA, agencies and NGOs; ownership at field level; organised implementation and monitoring; resources (staff plus funding); and donors' political support and involvement.

9
• • • • •

IASC plans call for the NAF to be rolled out to 75% or more of CAPs for 2007.

Has joint, standardised needs analysis (as piloted to date) produced stronger donor support? Funding data for Burundi and DR Congo (the first NAF pilot countries, starting in 2005) from mid-2004 to the present do not show any consistent trend of increases or decreases in both absolute and percentage terms:

		Burundi	DR Congo
Mid-2004	CAP funding (\$)	\$17 million	\$57 million
	CAP funding as % of requirements	15%	36%
	Non-CAP humanitarian funding (\$)	\$44 million	\$55 million
Mid-2005	CAP funding (\$)	\$40 million	\$64 million
	CAP funding as % of requirements	33%	35%
	Non-CAP humanitarian funding (\$)	\$22 million	\$86 million
Mid-2006	CAP funding (\$)	\$31 million	\$185 million
	CAP funding as % of requirements	25%	26%
	Non-CAP humanitarian funding (\$)	\$7 million	\$17 million

DR Congo CAP funding has increased over this period in dollar terms, but declined in proportion to requirements. (Non-CAP humanitarian funding in DR Congo has dropped steeply in 2006, commensurate with the increase in CAP funding, mostly because the Action Plan lists more NGO projects than previous CAPs.) The fact that CAP funding as a percentage of requirements has actually declined between the mid-year points of 2005-2006 (and, for DR Congo, is even less than 2004) is unfortunately consistent with one of the findings of the Humanitarian Response Review³: inconsistency between donor policies and actions, e.g. high expectations for but low priority to preparedness, and insistence on appeals based on needs but lack of support for appeals based on needs assessment.

The close companion of needs analysis is **strategic monitoring** (for which needs analysis naturally can serve as baseline data). It has long been a gap in consolidated appeals that there is no standard method for (nor much practice of) measuring, analysing and presenting macro-level data on the impact of actions collected under the CAP. Such monitoring would clearly be key to strategic planning, filling gaps, and making best use of resources, as well as holding the implementation side of the humanitarian system accountable and measuring the value added of coordination in humanitarian action. A CAP strategic monitoring tool is being piloted in 2006 in the occupied Palestinian territories, and after review will be piloted in further countries in 2007.

NGOs AND THE RED CROSS AND RED CRESCENT MOVEMENT IN APPEALS

The CAP is an IASC tool; it therefore belongs to NGOs and the Red Cross and Red Crescent Movement as much as to the UN. Nonetheless, it undeniably is still seen in many quarters as an UN fundraising tool, for reasons that are often location-specific. However, some progress is measurable: in 2006, all CAPs contain NGOs projects. Also, the IFRC has listed the funding requirements for its shelter projects in the Indonesia Earthquake Response Plan, in the spirit of making it a truly joint document, a comprehensive catalogue of priority projects, and a meaningful barometer of funding response. (IFRC naturally continues to appeal for funds for shelter and other activities in Indonesia through its own appeal; as such, its requirements in the ERP are a reflection or echo of its own appeal.) The European Commission Humanitarian Aid Office (ECHO) in DR Congo has mandated that all projects it funds be listed, retroactively if necessary, in the DR Congo Action Plan – thus making that appeal much more meaningful as a funding barometer. The IASC urges other donors and NGOs to follow suit. Simple steps can break down remaining barriers between NGOs and joint appeals: for example, following NGO advice, OCHA will contact the headquarters of key NGOs when a new flash appeal is being developed, to help them make the connection with the cluster coordination mechanisms on the ground where appeal projects are gathered and vetted. (This is for the

³ An independent report commissioned by the UN Emergency Relief Coordinator. Review Director: Costanza Adinolfi. Authors: David S. Bassiouni, Halvor Fossum Lauritzen, Howard Roy Williams. August 1, 2005. Available on <http://www.reliefweb.int/library/documents/2005/ocha-gen-02sep.pdf>.

practical reason that many NGOs leave fundraising functions in acute emergencies to their headquarters, to allow their teams on the ground to focus on operations.)

NGOs and the Red Cross / Red Crescent Movement in 2006 appeals*

Burundi: ABS, ACF, ARM, CADI, CCIJD, CENAP, CIRID, CISV, CORD, CRS, DCA, HI B, HI/France, JVSF, NNA, NRC, OA, ODAG, RFP, *Solidarités*, UPHB

Central African Republic: CARITAS, COOPI

Chad: ACTED, CARE INT, CORD, IRC, IRD, PU, SECADEV

Cote d'Ivoire: EMSF

Democratic Republic of the Congo Action Plan: ACF, ACH, ACTED, ACTIONAID, ADDE, ADID, ADIF-MANIEMA, ADRA, AFILMA, AFUV, AIDC, ALISEI, ALUDROFE, AMI FR, ASF, ASI, ASMEDI, ATGL, Aviation Sans Frontières Belgique, AVSI, BAAD, BDD/KINDU, BDOM, CARE, CAREO, CARITAS, Caritas Développement, CDP, CEFEDA, CEK, CNDSC, COLFADHEMA, CONCERN, CONGOLIA, COOPI, CORDAID, CP/23è CEC, CREDD, Croix Rouge RDC, CRONGD, Danchurchaid, DOCS HEAL AFRICA, Goma, ESDIHB, FD, FERDEC, FH, FOLECO, FSD, GAA (DWH), GASHE, GOAL, GTZ, HBM, HI B, Humanitas Ubangui, ICG, IFRC, IJAD, IMC, IRC, ISF Congo, JGIJRS, LIPEDEM, LWF, MAG, Malteser, MDM, MEC, MEDAIR, MEMISA, MERLIN, MPA, NCA, NRC, OPF, OXFAM, PPSSP, Pronanut, PSF, PU, SAC, SC, SOCOODEFI, SOFED, SOFIBEF, *Solidarités*-France, Tosalisana, UEF, UWAKI, World Relief, WWI

Great Lakes Region: IRC

Guinea: Africare, ERM, IRC, Le Monde des Enfants, SCG

Indonesia Earthquake Response Plan: ADRA, Atlas Logistique, BORDA/LPTP, CHFI, CWS, FFHI, Help, ICMC, IFRC, OXFAM, PI, SC, Solidaridad International, World Relief, YDD, YKY

Liberia: AHA, ARC, CCF, DRC, EQUIP Liberia, MDM, MENTOR, MERLIN, NRC, Paradigm of Consciousness Ministries Inc., Samaritan's Purse, SC - UK, VIA, World Hope International, World Relief, WV, ZOA Refugee Care

Nepal: ACF, CAM, CARE Nepal, DEPROSC/Nepal, LWF Nepal, MDM, NCDM, NRC, NRCS, NSET, OXFAM UK, PLAN Nepal, SC - UK, SC Alliance, WE

North Caucasus Transitional Workplan: CARE, Children's Fund NO-A, Children's Fund of Stavropol, CRC, DRC, FARN, FHA, IMC, IR, LIBA, Memorial, NI, VESTA

occupied Palestinian territory: ACH, ANERA, CHFI, CISP, CRIC, CRS, JUHOUD, MAP, MDM, OXFAM UK, PARC, PHG, PMRS, PRCS, WV

Republic of Congo: AARREC, CAM, CEMIR INTERNATIONAL, MDA

Somalia: ADRA, AGROSPHERE, CARE, CARE Somalia, CISP, CL, DIAL, DRC, GH, HDO, HI, HISA - WEPA, Horn Relief, INTERSOS, NRC, SADO, SNNC, VETAID, WVI

Sudan Work Plan: ABRAR, ACF/USA, ADRA, AET, ALISEI, AMURT (Switzerland), ARC, CARE, Catholic Church of Khartoum, CMA, CONCERN, COOPI, CRS, DRC, EAI, EM/DH, FAR, *Fondation Suisse pour le Déminage*, GAA (DWH), GHF, GOAL /IRDO, HelpAge International, IARA, IAS, IBRD, IRC, Islamic RW, MAG, Malaria Consortium, MCI, MEDAIR, MERLIN, MHe.V., NCA, NORWAC, NRC, OLSET, OXFAM UK, PAI, PSF - CI, Relief International, RHF, SAC, Samaritan's Purse, SC - UK, SC - US, SCF/Sweden, SENAD, SIDO, Skills for Southern Sudan, *Solidarités*, SOLO, TEARFUND, VSF (Belgium), VSF (Germany), War Child NL, World Relief, WV, YARRDSS

Uganda: AVSI, CCF, CESVI, CINS, CONCERN, COOPI, CPAR, CUAMM, GAA (DWH), GLSG, IRC, MCI, NRC, PSI, SOCADIDO, STF, VT

West Africa: AVB, AVM, HI, MALAO

Zimbabwe: ACF, Africare, ANPPCAN, Arise Zimbabwe, ASAP, ATP, CARE International, CDES, Christian Care, CRS, DACHICARE, DSHZT, FCTZ, HOSPAZ, JJB, MCI, MDA, Mvuramanzi Trust, NHZ, ORAP, OXFAM UK, PCC, PLAN Zimbabwe, Practical Action Southern Africa, PUMP AID, SAFIRE, SAHRIT, SC - UK, SCN, SOS, WVZ, ZACH, ZNCWC

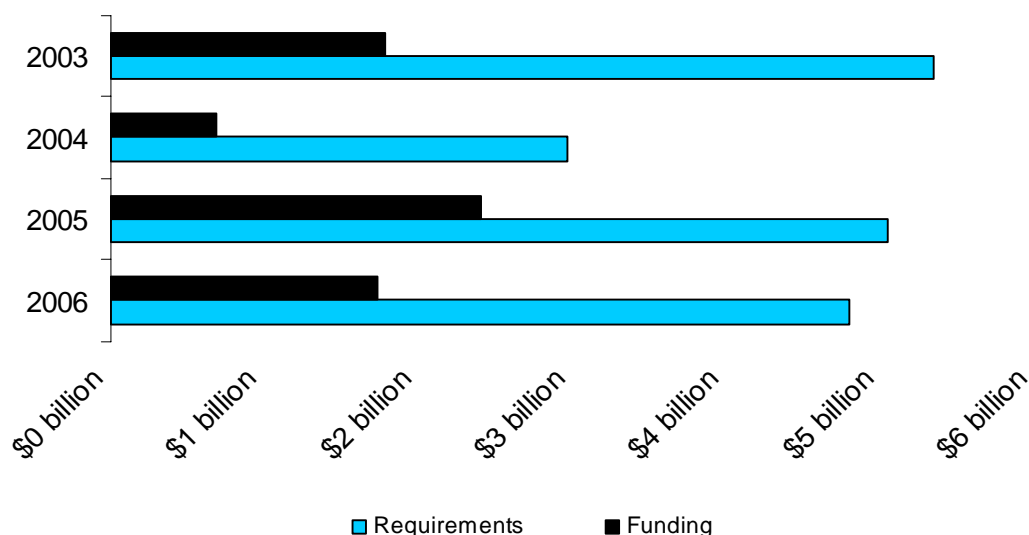
*for full list of acronyms, see Annex I.

FUNDING AT MID-2006

After the acute humanitarian funding decline of 2004 and recovery by mid-2005 (only partly due to Tsunami funding), funding at mid-2006 is mediocre, in both dollar and percentage terms. One year ago, funding was at 48% of CAP requirements – but excluding that for the anomalous Tsunami Flash Appeal, it was 36%, exactly the same as today.

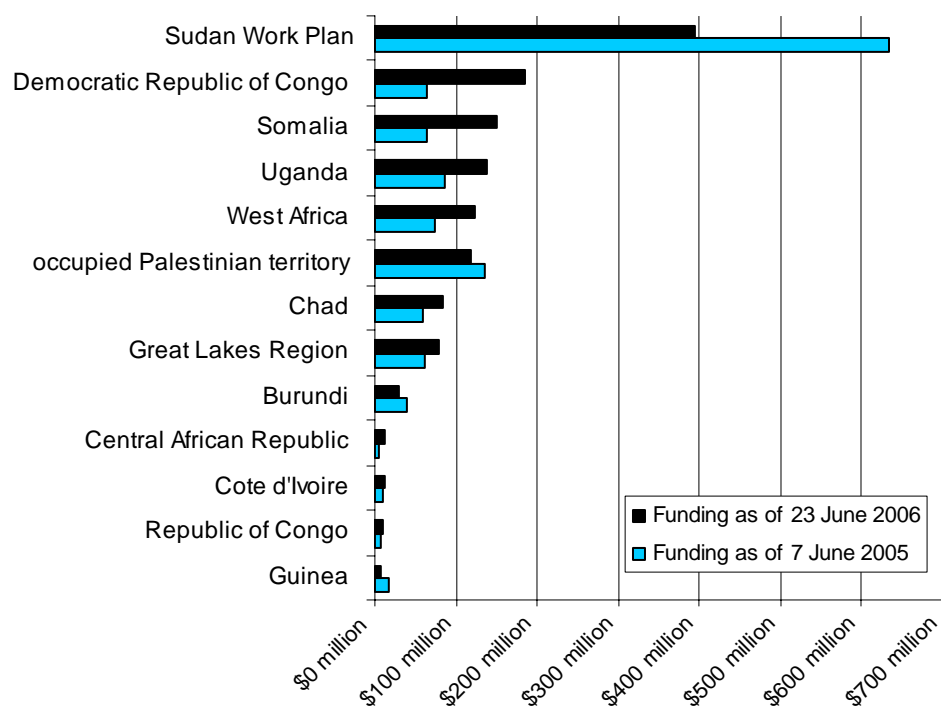
mid-year	Requirements	Funding	% Covered	Unmet requirements
2003	\$5.3 billion	\$1.8 billion	33%	\$3.6 billion
2004	\$3.0 billion	\$0.7 billion	23%	\$2.3 billion
2005	\$5.0 billion	\$2.4 billion	48%	\$2.6 billion
2006	\$4.8 billion	\$1.7 billion	36%	\$3.1 billion

Mid-year CAP requirements and funding, 2003-2006

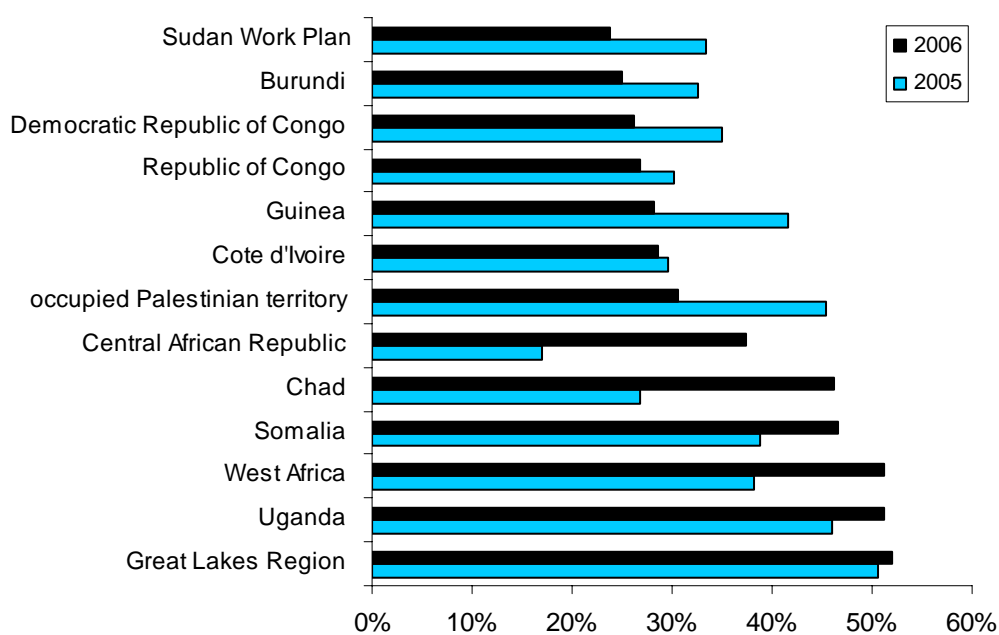


Comparing 2006 CAPs to their 2005 predecessors shows no clear pattern, in either dollar amounts or percentages of requirements. Large changes per crisis may stem from conditions specific to that crisis (for example, the drop in funding for the occupied Palestinian territories CAP is likely due to uncertainty following the election of Hamas).

Mid-year CAP funding (\$), 2006 vs. 2005



% CAP requirements funded at mid-year, 2006 vs. 2005



So overall donor funding is neither remarkably high nor low in 2006 to date. What about discrepancies among crises (measured by funding as a percentage of requirements, as a convenient standard for comparison)? Funding ranges from 24% of requirements for Sudan (and only 15% for the more recently-launched Horn of Africa CAP) to 59% for Nepal and 52% for the Great Lakes regional CAP. One thing is clear: the CERF by itself is unable to even out these inequities – it can only provide a relatively small amount of extra funding for chronically neglected crises. As for donor behaviour, it is worth reviewing the 2003

Tufts University study on humanitarian donorship, which found that "humanitarian action is largely imbedded within competing and sometimes inconsistent domestic and foreign policy priorities. Much donor behaviour reflects foreign policy concerns, as was the case during the Cold War, but domestic politics now plays an even greater role. The influence of the media and of personal and institutional leadership on policy and action is evident as well."⁴

The nature of some under-funded crises and their contexts can explain part of their funding paralysis: inability to implement or even convincingly assess needs due to lack of access, paucity of implementing agencies on the ground, government opposition to humanitarian action. Yet concerted donor action could overcome these.

If the implementation side of the humanitarian system is notoriously fragmented, so is the donor side: coordination among donors is not automatic. Moreover, some donor ministries have less leeway than others in deciding on specific, country-by-country allocations, being bound by annual legislative appropriations that can detail the breakdown per crisis or country. Such factors may make it as hard for donors to coordinate among themselves as it is for implementing organisations. Maximising the flexibility of donor departments and their allocation decisions vis-à-vis their legislatures could make humanitarian funding more effective by making it more coordinated with other donors.

Such coordination and flexibility could level the funding discrepancies among crises. But donor coordination alone is not the answer: without more resources in the humanitarian system, such a levelling would still leave each crisis with only 36% of requirements. CAPs are not perfect – they are still a work in progress. But few would argue that 64% of CAP projects deserve to go unfunded. The humanitarian community needs to continue bringing the evidence to donor legislatures that greater humanitarian aid appropriations are needed.

As for that 64% of CAP project requirements that are unfunded (or 35%, on average, at the end of each year), considerable efforts have been made over recent years to address criticisms that CAPs and their projects are not prioritised enough. Sector leads and HCs are responsible for vetting projects and setting criteria for project inclusion. This has not generally resulted in greater CAP funding relative to requirements. The IASC and donors can work together to improve CAPs by clearly identifying the projects that do not meet the standard for priority humanitarian funding, and why. A project-by-project review of a selection of CAPs would clarify whether funding is really unavailable, or whether it is withheld because of perceived inappropriateness of projects.

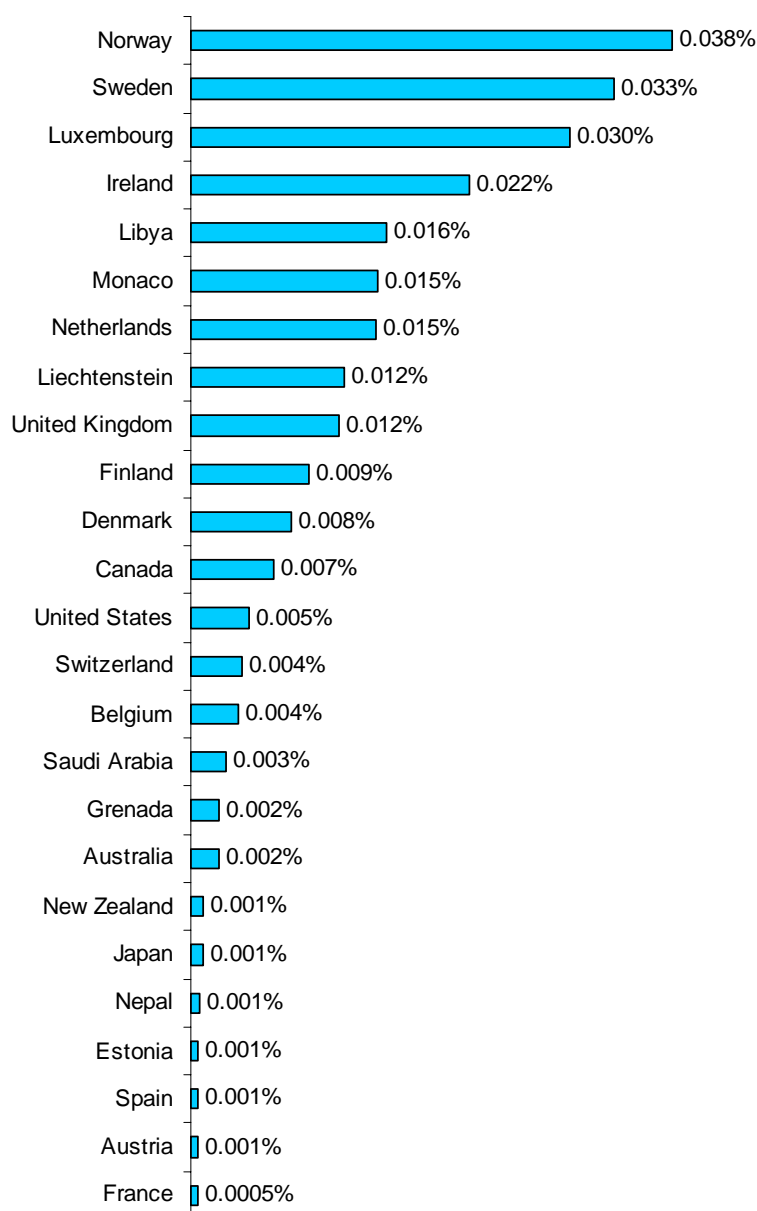
CAPs 2006: funding as % of requirements	
Horn of Africa	15%
Sudan Work Plan*	24%
Burundi	25%
DR Congo Action Plan	26%
Republic of Congo	27%
Liberia	28%
Guinea	28%
Cote d'Ivoire	29%
occupied Palestinian territory	31%
Central African Republic	37%
Guinea-Bissau	37%
Zimbabwe	43%
Chad	46%
Timor-Leste	47%
Somalia	47%
West Africa	51%
Uganda	51%
Great Lakes Region	52%
Nepal	59%
*(Humanitarian Action component)	
Grand Total:	36%

⁴ Smillie, Ian and Larry Minear. "The Quality of Money: Donor Behavior In Humanitarian Financing." Feinstein International Famine Center, Tufts University, April 2003. Available on http://ocha.unog.ch/fts/exception-docs/FTSDocuments/The_Quality_of_Money-Donor_Behavior_in_Humanitarian_Financing.pdf.

Funding in proportion to donor GDP

Wide variations are still seen among major donors in their CAP funding (and by extension, their humanitarian funding) in proportion to their resources, as measured by GDP. Some of the largest economies do not rank in the top ten.⁵ It is customary in these analyses to bemoan the inability of large economies to find more resources for humanitarian action, but perhaps a more positive interpretation can also be offered: these donors are financing most humanitarian action worldwide, for what amounts to a sliver of their resources. If they could find a further sliver, and if emerging donors continue their trend of greater support, then it is entirely possible that humanitarian action could be fully funded, to provide all people in need with the best available assistance and protection on time.

2006 CAP: funding as % of donor country GDP (top 25)

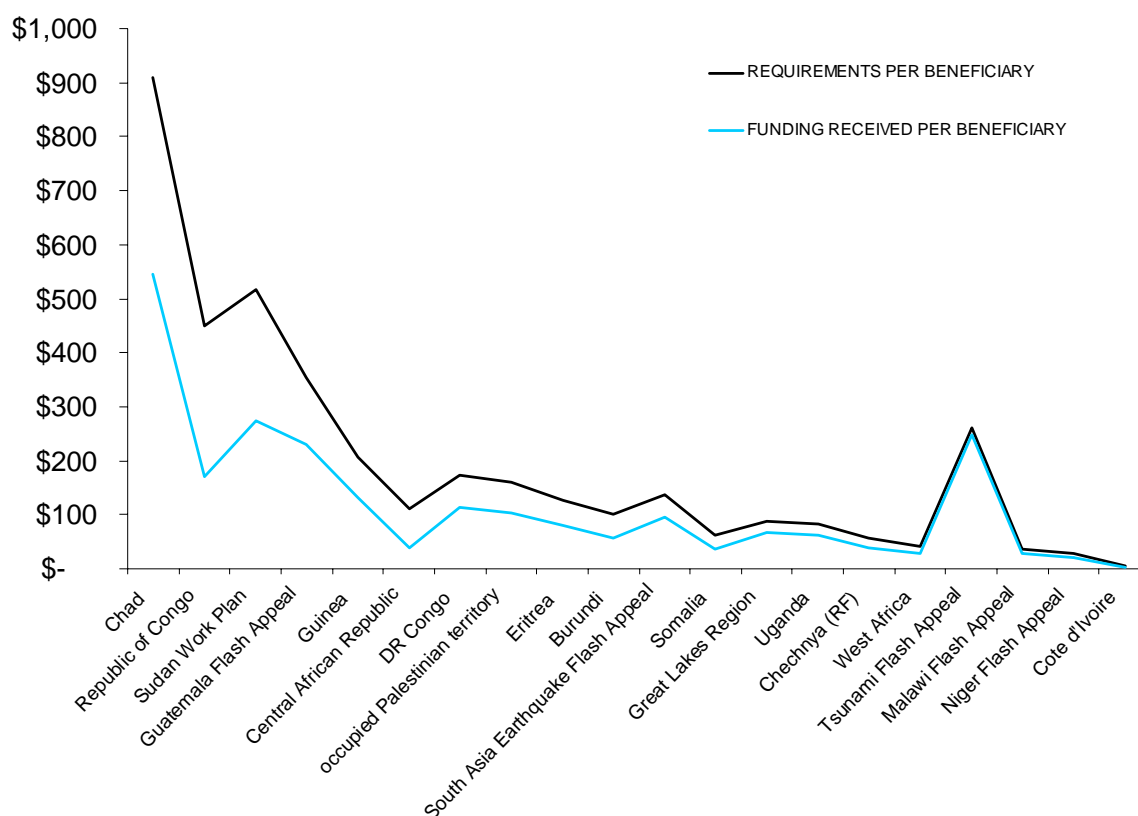


⁵ Note that this analysis cannot include European Commission humanitarian funding. If there were a way to apportion it among EU Member States, their percentages would be higher. GDP data are for 2004. Source: World Bank.

Funding per beneficiary

The amount of funding requested in CAPs depends in part on the number of 'beneficiaries'⁶ targeted in each CAP's projects, but it clearly also depends on severity and scope of needs, logistical costs, and other factors. Results from 2005 (see chart) show that donors are willing to fund a wide range of costs per beneficiary, but not as wide as implementing organizations propose: the gap between requirements and funding per beneficiary widens as requirements per beneficiary increase. (The Tsunami Flash Appeal, as usual, is an exception to the trend.) So donors apply no fixed formula of contributions *per capita*, and to some extent accept the scope and budgeting of CAP projects, though not entirely.

CAP 2005: Requirements and funding per beneficiary

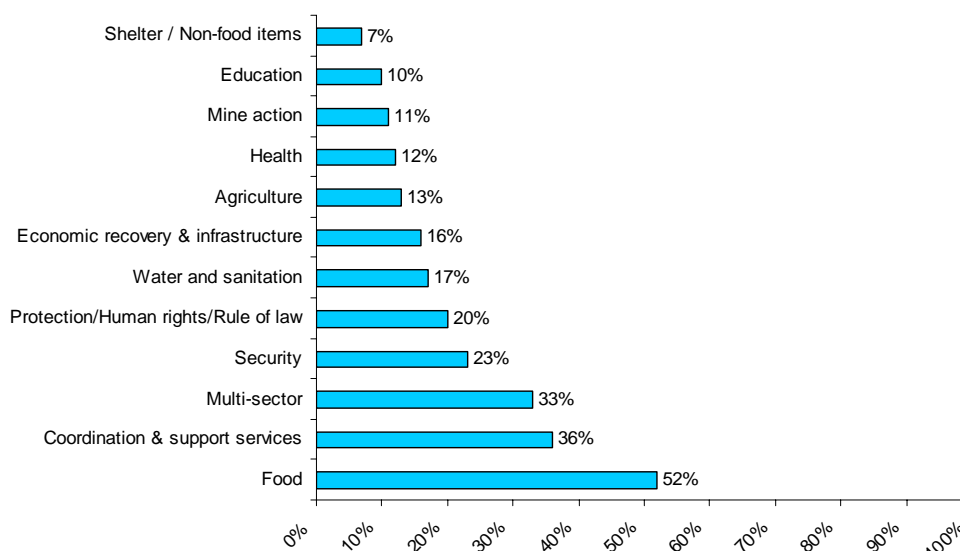


⁶ It should be noted that there is as yet no standard method for defining, identifying or calculating number of beneficiaries or affected people, because of issues such as indirect beneficiaries and eliminating overlap. This analysis takes the number of beneficiaries stated in the 2005 CAP documents, or in lieu of that, number of food aid recipients.

Funding per sector

CAP funding again shows enormous unevenness among sectors, ranging from a high of 52% for food down to only 7% for shelter and non-food items, and several others below 20%. It may be thought that the CERF⁷ could help to level these disparities among sectors, as it is meant to do among crises, but here again the CERF is not of an adequate size to significantly affect these differences. For example, if the entire unallocated balance of the CERF were dedicated to water and sanitation, it would still not fill the requirements of just that sector. Better donor coordination, and a frank dialogue on needs and budget estimates in the severely under-funded sectors, are required to provide balanced protection and assistance to people in need.

2006 CAP funding per sector as % of requirements at mid-year



Funding 'inside' and 'outside' the CAP

It is important to note that funding 'through' or 'inside' the CAP is in some ways a misleading concept, as the CAP is not a funding pool or channel. Rather, it is a strategic action plan with a compendium of related projects – a compendium that aims to be at once inclusive (of all key organisations) and exclusive (of lesser priority projects or those unrelated to the CAP's strategic goals). If a donor funds a non-CAP project, thus implicitly asserting that the project is high-priority, the question arises why such a project would not be listed in the CAP – why it is not counted in the compendium. The answer is that within the IASC, inclusion of key UN projects in CAPs can be enforced, but inclusion of NGO and Red Cross and Red Crescent projects is voluntary on the part of those organisations (and their donors). The performance of country teams and cluster leads is also an important determinant of whether key non-UN organisations can be persuaded to list their major projects in the CAP. The ratio of funding 'inside' and 'outside' CAPs – i.e. to projects listed or not listed therein – is therefore an important indicator of the inclusiveness of the process in each crisis, and of whether non-UN organisations and their donors are being persuaded of the importance of counting their

CAP funding as % of total humanitarian funding per crisis in 2006

Great Lakes Region	98%
West Africa	93%
DR Congo Action Plan	92%
Somalia	87%
Republic of Congo	86%
Uganda	85%
occupied Palestinian territory	85%
Central African Republic	84%
Chad	83%
Nepal	83%
Burundi	82%
Cote d'Ivoire	79%
Guinea	75%
Sudan Work Plan *	69%
Liberia	64%
Zimbabwe	54%
Horn of Africa	14%

*(Humanitarian component)

Total: 74%

⁷ Contributions to the CERF are registered for financial tracking as 'Sector not yet specified,' which by definition has no requirements. CERF disbursements to specific projects are counted in this analysis (and on FTS) as funding for those projects' sectors.

priority requirements and funding, so as to make the CAP a meaningful barometer of humanitarian funding according to need.

As of mid-2006, consolidated and flash appeals accounted for some 74% of humanitarian funding to the crises that generated the appeals. It is an encouraging figure despite being influenced by the food sector (84% of whose funding is accounted in CAPs), because the percentage without the food sector – 63% – is still a marked improvement on mid-2005 (when it was 42% excluding food). Led by examples such as DR Congo, whose country team made a pointed effort for 2006 to include NGO and Red Cross and Red Crescent projects, every CAP but one accounted for a firm majority of humanitarian funding to its crisis.⁸ The IASC hopes that this trend can continue until each appeal accounts for 100% of priority humanitarian funding.

This review continues with a mid-year summary for each appeal.

⁸ The regional appeals for Great Lakes and West Africa may well be as inclusive as the others at the top of this table, but this analysis is less reliable in their case because of the difficulty in attributing non-CAP funding to the regional emergency on which these appeals are based. A similar caution applies to the recently launched Horn of Africa CAP, at the bottom of the table. Generally, these percentages may be somewhat enlarged by donor under-reporting of non-CAP funding.



BURUNDI

In the midst of post-conflict recovery and an improving political and security landscape despite isolated attacks by the last remaining rebel group, the key challenge for humanitarian actors has been to ensure a gradual and effective transition from humanitarian response to establishing sustainable solutions to meet the basic needs of vulnerable persons. The launch of a governmental Emergency Program in February 2006 with a focus on provision of basic services, food security, and reintegration support, has been an important landmark in this effort. However, the need for continued humanitarian assistance is highlighted by weak national structures and delivery capacity; food insecurity triggered by consecutive poor harvests in 2005 and 2006; constant population movement in the region due to insecurity and food shortages; and seasonal floods.



www.humanitarianappeal.net


- Close to 68% of the population remain borderline food-insecure and 16% chronically food-insecure. Although sufficient rainfall improved prospects for the mid-year harvests in June and July, storms and floods partially destroyed crops across all provinces and rendered some sections of the population food insecure.
- While the Government conducted food collection and distribution programs as part of its national solidarity efforts, a high level of international food assistance remains indispensable.
- Key notable achievements include: The World Food Program (WFP) and its partners distributed 45,000 MT of food aid in the first six months whereas the Food and Agriculture Organization of the United Nations (FAO) and its partners assisted over 450,000 households with seeds and tools to increase the prospects for an improved harvest in June. WHO/UNICEF/UNHCR distributed Essential Health Care Packages (ECP), which include a number of basic health services, to 210 health centres in the ten provinces that were expecting over 10,000 returnees and plan to expand the project to 106 health centres in the remaining six provinces of Bujumbura Rural, Mwaro, Kayanza, Muravya, Cibitoke and Bubanza. UNHCR/WFP and its partners responded to the influx of nearly 20,000 Rwandan asylum-seekers and, at the request of the Government of Burundi, assisted in the return of 13,000 rejected Burundian asylum-seekers from Tanzania at the end of March 2006

The humanitarian community is also preparing for scenarios regarding population movements including the possible influx of Congolese refugees during the electoral process in the Democratic Republic of the Congo (DRC) and the prospect of a massive return of Burundian refugees from the United Republic of Tanzania following the shift from facilitation to promotion of voluntary repatriation.

Requirements

The Mid-Year Review of the 2006 Consolidated Appeal has a revised requirement of \$123,012,389. A total of \$30,729,677 has been committed to date, leaving unmet requirements of \$92,282,712.

Sectors	Original requirements	Revised requirements	Commitments/ Contributions/ Carryover	% Covered	Unmet requirements	Uncommitted pledges
	A	B	C	C/B	B-C	
Agriculture	16,339,740	15,621,109	3,088,349	20%	12,532,760	0
Coordination and Support Services	3,274,164	2,867,664	482,000	17%	2,385,664	126,142
Economic Recovery and Infrastructure	13,135,750	6,967,250	978,789	14%	5,988,461	0
Education	21,872,340	24,981,716	7,395,869	30%	17,585,847	0
Food	0	0	0	0%	0	0
Health	19,336,923	16,994,059	0	0%	16,994,059	0
Mine Action	3,930,400	3,930,400	553,665	14%	3,376,735	0
Multi-Sector	36,436,693	36,342,869	14,459,652	40%	21,883,217	0
Protection/Human Rights/Rule of Law	7,060,211	6,705,887	38,796	1%	6,667,091	0
Sector not yet specified	0	0	3,016,787	0%	-3,016,787	5,124,531
Shelter and Non-Food Items	3,649,022	3,649,022	0	0%	3,649,022	0
Water and Sanitation	4,372,646	4,952,413	715,770	14%	4,236,643	0
Total	129,407,889	123,012,389	30,729,677	25%	92,282,712	5,250,673



• • • • •

Contact

Mr. Jean-Sébastien Munie
Acting Head of Office, OCHA, Bujumbura
Tel: + 257 218 034
Email: munie@un.org



CENTRAL AFRICAN REPUBLIC

The humanitarian situation in the Central African Republic (CAR) has seriously deteriorated since the launch of the 2006 Consolidated Appeal. In the north-western part of the country, as a result of insecurity created by armed factions and reprisals by the national army, at least 60,000 people have fled from their villages and are currently in need of urgent assistance as well as protection.

Throughout CAR today, living conditions are alarming: malnutrition rates are very high, particularly among young children (30% chronic malnutrition and 4% severe malnutrition). More than one million people are considered to be highly vulnerable, due to diseases, malnutrition, and insecurity.



www.humanitarianappeal.net

Violence is impeding access for humanitarian actors to certain areas, and hindering the collection of reliable information and data. Despite this situation, NGOs and UN agencies are attempting to broaden their coverage inside the country, and are hopeful of increased funding in order to achieve these goals.

Due to improved but limited funding, humanitarian actors have not been able to implement most of the projects set out in the 2006 Appeal. Therefore, three priorities for the next six months will remain as in the original appeal (food, health and education), with some elements of revision:

- The situation in the three aforementioned sectors has worsened, thereby requiring an increased and more urgent response.
- A fourth priority is added: emergency multi-sector assistance and protection to 50,000 IDPs and 10,000 Sudanese refugees in Mboki.
- Increased attention has to be placed on the delivery of NFIs to those most affected.

Requirements

The reviewed 2006 Consolidated Appeal has a revised total requirement of \$36 million. To date, \$13 has been contributed or committed, leaving requirements of \$22 million. This shows that donor attention and funding are increasing, but much still needs to be done in order to meet priority needs.

Sectors	Original requirements	Revised requirements	Commitments/Contributions/Carryover	% Covered	Unmet requirements	Uncommitted pledges
	A	B	C	C/B	B-C	
Agriculture	1,500,000	620,000	380,000	61%	240,000	0
Coordination and Support Services	1,874,572	1,618,022	223,464	14%	1,394,558	0
Education	2,082,120	1,199,270	0	0%	1,199,270	0
Food	6,385,488	9,498,938	4,503,337	47%	4,995,601	0
Health	9,544,230	5,854,936	1,979,642	34%	3,875,294	0
Multi-Sector	8,791,490	6,089,090	2,064,710	34%	4,024,380	0
Protection/Human Rights/Rule of Law	13,971,892	9,169,640	3,472,758	38%	5,696,882	0
Sector not yet specified	0	0	471,935	0%	-471,935	2,028,701
Security	864,000	512,000	0	0%	512,000	0
Water and Sanitation	1,804,550	1,212,935	253,607	21%	959,328	0
Total	46,818,342	35,774,831	13,349,453	37%	22,425,378	2,028,701



Souleymane Beye / OCHA / Bangui / 2005

• • • • •


Contact

Mr. Souleymane Beye
Humanitarian Affairs Officer, OCHA, Bangui
Tel: + 236 20 50 36
Email: beye@un.org



CHAD

The humanitarian situation in Chad has deteriorated during the past six months due to increased insecurity in the northern provinces of the Central African Republic (CAR), continued insecurity in Sudan's Darfur region, and increased insecurity within Chad. Most of the current humanitarian needs – focusing on assistance to Sudanese refugees in the east, Central African refugees in the south and host populations in these areas – were foreseen in the Consolidated Appeals Process (CAP) 2006. However, *new humanitarian needs and challenges have arisen* during the first half of 2006. The escalation of insecurity in eastern Chad has led to the internal displacement of some 50,000 Chadians. Furthermore, the escalation of violence and banditry in northern CAR since June 2005 has triggered a new influx of 18,000 refugees into Chad. There are today a total of 48,000 CAR refugees in Chad. The increased number of internally displaced persons and the continued presence of refugees have further strained the scarce natural resources of host communities, stretching their capacity to the limit.



www.Humanitarianappeal.net

Despite shortfalls in funding and growing insecurity, humanitarian organisations have been able to respond to the needs of newly arrived refugees and Internally Displaced Persons (IDPs), and also to continue providing services to existing refugee caseloads and to support initiatives for host communities. The provision of humanitarian assistance has resulted in reductions of morbidity, mortality and malnutrition rates, with an average Global Acute Malnutrition (GAM) currently less than 5%. Some of the main constraints and challenges faced by humanitarian actors in Chad are: increased insecurity and violence against humanitarian workers (non-essential staff were temporarily evacuated in April); logistical constraints and poor road networks that make access to affected populations difficult; lack of implementing partners with adequate capacity; and lack of resources.

Overall, the humanitarian response strategy for Chad that was defined in the CAP 2006 remains valid. One additional priority had to be added: *provision of assistance and protection for IDPs*. Besides, humanitarian partners have stressed the need to reduce the competition for natural resources between displaced populations and host communities by reinforcing local capacity, enhancing and increasing access to basic social services and integrating humanitarian actions into longer-term development assistance. In order to improve the quality of humanitarian actions, more in-depth needs analysis should be undertaken and coordination between and within sectors or clusters needs to improve.

The challenge during the second half of the year will be to continue providing protection and assistance to up to 50,000 IDPs, 48,000 Central African refugees, and 220,000 Sudanese refugees, as well as to enhance support to host populations despite escalating insecurity and huge logistical constraints, especially during the rainy season. Priority will be given to new influxes of IDPs and refugees, should they occur.

Requirements

The CAP 2006 for Chad originally appealed for \$167,069,799; at mid-year the total *requirements for Chad have increased by 9% to \$182,132,009*. New and revised projects have been included in order to meet the needs of IDPs, improve livelihood activities for host communities and refugees, provide legal assistance for victims of sexual and gender-based violence, and improve security for affected populations and humanitarian personnel. Reported funding to date amounts to \$84,143,700, which is 50% of the original requirements, or 46% of the revised requirements. In addition, \$28,765,046 has been reported as contributions and pledges to non-governmental organisations and the Red Cross Movement for humanitarian projects that they have declined to list in the CAP. The current shortfall in the Chad CAP 2006 for the remainder of the year is \$97,988,309.

Sectors	Original requirements	Revised requirements	Commitments/Contributions/Carryover	% Covered	Unmet requirements	Uncommitted pledges
	A	B	C	C/B	B-C	
Agriculture	10,313,745	9,210,245	0	0%	9,210,245	385,604
Coordination and Support Services	5,941,120	7,605,381	684,984	9%	6,920,397	1,209,190
Economic Recovery and Infrastructure	2,517,981	3,095,586	0	0%	3,095,586	0
Education	7,671,600	8,174,949	1,832,651	22%	6,342,298	710,059
Food	40,129,295	43,868,945	36,914,215	84%	6,954,730	2,366,864
Health	8,708,406	10,085,268	952,987	9%	9,132,281	0
Multi-Sector	84,534,118	90,525,882	42,926,772	47%	47,599,110	1,840,022
Protection/Human Rights/Rule of Law	3,562,240	4,232,555	0	0%	4,232,555	0
Sector not yet specified	0	0	576,989	0%	-576,989	4,536,768
Security	338,069	1,275,338	0	0%	1,275,338	0
Water and Sanitation	3,353,225	4,057,860	255,102	6%	3,802,758	0
Total	167,069,799	182,132,009	84,143,700	46%	97,988,309	11,048,507



Silvia Goya/UNICEF/Kanem/2005

• • • • •

Contact

Ms. Inés Brill
Head of Office, OCHA, N'Djamena
Tel: + 235 51 82 16/17/18
Email: brill@un.org



CÔTE D'IVOIRE

On July 5 2006 the UN Secretary-General chaired a meeting in Yamoussoukro with all key Ivorian political leaders following a decision taken on the margins of the Seventh Ordinary Summit of Heads of State and Government of the African Union (AU) on 1-2 July 2006 in Banjul. Ivorian leaders reiterated their commitment to implementing key elements of the road map particularly disarmament, identification and preparations for the presidential elections to the SG and Presidents Obasanjo and Mbeki, ECOWAS and AU representatives.

A well-orchestrated attack by Young Patriots and pro-Gbagbo supporters in January 2006 against the UN Mission in Côte d'Ivoire (UNOCI) throughout the Government-controlled south and against humanitarian organizations in the western zone of Guiglo deepened the protection crisis and raised concerns over the increasing trend of impunity. In this security environment characterized by poor law enforcement, ethnically driven violence—often the expression of vested economic and/or political interests—has flourished in the first half of the year, particularly in the west and in the Zone of Confidence (ZOC), leading to new, albeit limited, forced population displacements.

According to findings of a new baseline survey carried out in five regions and made public at the beginning of 2006, the total figure of IDPs in Côte d'Ivoire is now estimated at 750,000 of which more than 90% are hosted by families. Access to public services and utilities (water and power supply, telecommunication systems, health and educational facilities, public sanitation services, etc.) has been severely affected, especially in *Forces Nouvelles*-held areas, with ominous consequences for local populations. Lack of safe water, poor sanitation conditions and a weak epidemiological surveillance system remain serious challenges to ongoing humanitarian efforts to prevent the collapse of basic health services and contain the outbreaks of diseases.



www.Humanitarianappeal.net


Education is another source of concern, particularly in light of the role of children and youth in public demonstrations. Challenges that need to be overcome include frequent strikes by teachers in government-controlled areas, the reluctance of teachers in the south to return to FN-controlled zones and the demands of volunteer teachers in the north to be incorporated into the civil service.

The successful redeployment of state administration nationwide is expected to improve access to basic services and contribute to reducing the vulnerability of populations exacerbated by deteriorating living conditions that would increase opportunities for early recovery and rehabilitation activities.

Requirements

The situation in Cote d'Ivoire requires flexibility and a heightened state of preparedness to respond rapidly to the diverse needs. It is crucial that adequate resources be made available to capitalize on opportunities to save lives or rehabilitate communities for returning populations when feasible. Unfortunately donor response has not kept up with this trend. The 2006 CAP for Cote d'Ivoire originally appealed for \$40 million and as of 23 June 2006, the Financial Tracking Service (FTS) indicates that only 29% of the requirements have been met.

Sectors	Original requirements	Revised requirements	Commitments/Contributions/Carryover	% Covered	Unmet requirements	Uncommitted pledges
	A	B	C	C/B	B-C	
Agriculture	3,062,305	3,062,305	2,251,386	74%	810,919	594,720
Coordination and Support Services	3,496,429	3,496,429	1,048,369	30%	2,448,060	379,378
Education	5,626,964	5,626,964	367,994	7%	5,258,970	0
Health	10,258,589	10,864,623	200,000	2%	10,664,623	0
Multi-Sector	9,682,813	9,266,744	4,091,204	44%	5,175,540	0
Protection/Human Rights/Rule of Law	5,853,624	7,741,429	1,344,562	17%	6,396,867	0
Sector not yet specified	0	0	3,199,581	0%	-3,199,581	1,000,000
Security	108,000	108,000	0	0%	108,000	0
Water and Sanitation	2,445,600	3,523,100	0	0%	3,523,100	0
Total	40,534,324	43,689,594	12,503,096	29%	31,186,498	1,974,098



OCHA/Côte d'Ivoire/2005

• • • • •

Contact

Ms. Besida Tonwe
Head of Office, OCHA, Côte d'Ivoire
Tel: +225 22 40 51 70
Email: tonwe@un.org



DEMOCRATIC REPUBLIC OF THE CONGO

In the Democratic Republic of Congo (DRC), 1,200 people continue to die in silence every day. It is one of the worst humanitarian catastrophes in the world and yet is chronically under-funded.

While the overall security situation in the DRC improved somewhat in the first half of 2006, parts of eastern DRC continue to be very unstable. Violence and threats to the physical security of civilian populations has resulted in more population displacements and a multitude of protection challenges, and also a reduction in humanitarian access.

As many as 1.6 million people remain displaced in the DRC and an estimated 540,000 recent returnees are only now starting to rebuild their shattered lives with little or nothing to start off with. Displacement nonetheless continues: the UNICEF/OCHA Rapid Response Mechanism, which replies to the emergency needs of nearly 90% of newly displaced people across the DRC, registered and assisted about 500,000 new internally displaced people (IDPs) in the first half of 2006. This is a significant increase over the total 420,000 IDPs assisted by the Rapid Response Mechanism throughout 2005.

The humanitarian community in the DRC has a variety of innovative tools at its disposal, namely the Cluster Leadership Approach, the Good Humanitarian Donorship (GHD) initiative (coordinated by Belgium and the USA) and the Pooled Fund. Donors have encouraged the implementation of all of these initiatives, yet only the U.K, Sweden and the Netherlands have provided consistent levels of funding support.

There is currently a humanitarian funding shortfall of \$520 million that could have dire implications for the entire country. While the security situation in the western parts of the DRC remains stable, people suffer from major humanitarian needs linked to structural weakness (access to health, water and sanitation, education and food security services), and humanitarian presence is limited. In the East, in addition to structural problems, funding is desperately needed to protect and assist IDPs and to support the reintegration of returnees. Funding for the replenishment of contingency stocks, the food aid pipeline and inland transport are of particular concern.

Funding for life-saving activities may be at risk, and programs to reduce community vulnerabilities are also dramatically under-funded. With limited new contributions and commitments forthcoming from donors, the troubling prospect exists that the DRC may be facing a glass ceiling in humanitarian funding, one that by far does not correspond to the needs of the DRC's humanitarian catastrophe.

Beyond the humanitarian shortfall, there is also a critical need to identify donors willing and able to commit funding for longer-term stability programmes that are now being developed as part of the third line of the Action Plan. Many are holding off on such commitments until after the upcoming elections.

Relief, reintegration, recovery: The full magnitude of the massive humanitarian catastrophe in DRC and the multi-sectoral response needed to address those needs are clearly laid out in the 2006 Action Plan. The Action Plan prepares for the future for the Congolese people, by linking vital relief action to save lives and reduce vulnerabilities with reintegration and recovery activities. Cross-cutting priority strategies for HIV/AIDS, gender and coordination also form an integral part of the 2006 DRC Action Plan. Every vulnerable person has the right to life, livelihood and dignity. Direct contributions for projects included in the 2006 DRC Action Plan can be made in the confidence that those projects form part of a comprehensive, multi-sectoral humanitarian strategy for DRC. Unearmarked contributions to DRC's Pooled Fund, whose management is overseen by the Humanitarian Coordinator, will target priority needs that have not been met by the direct contributions.

Requirements and funds received

The Action Plan requires \$705 million for execution. New projects may be introduced throughout the year to address changes in priority needs.

Cluster	Revised requirements	Commitments/Contributions/Carryover	% Covered	Unmet requirements
	<i>B</i>	<i>C</i>	<i>C/B</i>	<i>B-C</i>
Shelter and Non-Food Items	14,285,800	-	0%	14,285,800
Water and Sanitation	20,592,929	9,726,272	47%	10,866,657
Education	23,461,008	6,295,115	27%	17,165,893
Logistics	19,839,090	5,001,983	25%	14,837,107
Protection / Gender	58,128,472	19,493,906	34%	38,634,566
Health / HIV/AIDS	152,744,109	29,286,472	19%	123,457,637
Food Security	225,727,680	53,796,254	24%	171,931,426
Nutrition	28,032,269	3,643,000	13%	24,389,269
Return & Reintegration	126,871,721	17,807,544	14%	109,064,177
Coordination and RRM	34,929,810	22,395,282	64%	12,534,528
Total paid contributions awaiting allocation to specific project		16,933,253	--	- 16,933,253
Total	705,322,770	184,936,010	26%	520,386,760

Contact

Ms. Marie-France Bourgeois
Chief, Planning Section/GHD
Advisor
OCHA, Kinshasa
Tel: +243 81 98 89 165
Email: bourgeoisism@un.org

Mr. Jean-Charles Dupin
Snr. Humanitarian Affairs Off./
GHD Advisor
OCHA, Goma
Tel: +243 98 60 43 25
Email: dupin@un.org


Ms. Asa Claesson
Planning Officer
OCHA, Kinshasa
Tel: +243 81 98 89 166
Email: claesson@un.org



GREAT LAKES REGION

Since the launch of the Consolidated Appeal for 2006, the extent of humanitarian need in the Great Lakes Region (GLR) remains largely unchanged. The impact of the region's crises on its populations is clear and includes the continuing high numbers of excess deaths, severe poverty, food and livelihood insecurity, and vulnerability to disease and human rights abuses.

In 2006, the Great Lakes CAP seeks to continue support to those most in need in the region by helping to provide support to country-level response, providing cross-border and multi-country assistance and by responding to gaps where capacity may not exist in-country. The Common Humanitarian Action Plan (CHAP), elaborated in consultation with all CAP stakeholders, outlines four operational goals, each highlighting specific priority areas of action. The joint plan also highlights three thematic priorities again with an emphasis on specific areas of focus.



www.Humanitarianappeal.net

Despite lack of funds for some activities and the additional demands placed on regional actors in the early months of the year, there have been concrete achievements reported in all areas of the strategy for the Great Lakes Region. In particular, agencies have contributed to the development of the work of the Inter-Agency Working Group (IAWG) as well as thematic working groups and task forces and in turn have enhanced collaborative efforts in a number of areas of the strategy. Monitoring and evaluation is one area where fewer specific initiatives have been reported although *ad hoc* and less formal mechanisms continue to be employed. In addition, whilst agencies have pursued advocacy efforts on a range of issues, coordinated efforts will form a priority focus for the coming months of the year. In April, the advocacy focal points meeting was re-activated to this end and will continue to meet on issues related to the Great Lakes region.

Requirements

Given the largely unchanged nature of the current outlook for the region since the beginning of the year, no new or revised projects are presented in the Mid-year Review. The total requirement for the 2006 Great Lakes appeal remains \$153,546,211. Contributions to the appeal to date stand at \$80 million, with a current shortfall of \$74 million.

Sectors	Original requirements	Revised requirements	Commitments/ Contributions/ Carryover	% Covered	Unmet requirements	Uncommitted pledges
	<i>A</i>	<i>B</i>	<i>C</i>	<i>C/B</i>	<i>B-C</i>	
Agriculture	3,615,000	3,615,000	983,606	27%	2,631,394	252,284
Coordination and Support Services	3,553,559	3,553,559	856,879	24%	2,696,680	0
Education	1,905,690	1,905,690	137,500	7%	1,768,190	0
Food	123,957,750	123,958,873	71,787,110	58%	52,171,763	0
Health	4,366,360	4,366,360	298,237	7%	4,068,123	0
Multi-Sector	14,743,300	14,029,106	5,534,062	39%	8,495,044	1,213,354
Protection/Human Rights/Rule of Law	2,395,623	2,117,623	357,500	17%	1,760,123	0
Total	154,537,282	153,546,211	79,954,894	52%	73,591,317	1,465,638



Danielle Donati/FAO/Eastern DRC/2005

• • • • •

Contact

Ms. Valerie Julliard

Head of Office, OCHA Regional Office for Central and East Africa, Nairobi

Tel: +254 20 622 166


Email: valerie.julliard@regionalOCHA.org



GUINEA

Unlike 2005, no significant steps were taken towards reform this year to address the declining socio-economic situation characterized by a decrease in the gross national product, rising inflation, steady devaluation of the national currency, stagnation of salaries, and decaying basic social infrastructure and services that have not been maintained or otherwise supported.

In effect there is an increase in extreme poverty and vulnerability with over 50% of the population living on \$20 or less per month, and with little or no access to food security, health, water and sanitation and education facilities. This has been the trigger for outbreaks and recurrence of epidemics such as cholera, yellow fever, meningitis and polio. High mortality, morbidity and malnutrition rates, particularly among children under five years of age and pregnant women, are a cause for concern.



www.Humanitarianappeal.net

As Guinea is in the process of a political transition from relief to early recovery, most humanitarian agencies are shifting their focus to rehabilitation and recovery programmes. A Rehabilitation and Reintegration Plan is being developed for Guinée Forestière.

However, it is important to note that priorities for the second half of 2006 will be to reduce malnutrition, morbidity and mortality rates, improve access to basic social services, effective health care and adequate levels of medical services including malaria treatments. They also include the prevention of cholera and meningitis epidemics as well as the re-emergence of diseases such as polio and yellow fever. Health and nutrition is the most critical sector followed by food security, and water and sanitation. The swift repatriation of Liberian refugees and the local reintegration of the remaining Sierra Leonean refugees need to be addressed, while IDPs still require protection and assistance to reintegrate in their host communities.

Requirements

The revised financial requirements stand at \$26,518,542, representing a reduction of 19% in comparison with the original \$32,874,581. The United Nations and its partners require the unfunded balance of \$19 million to address the urgent needs of some 630,000 beneficiaries.

Sectors	Original requirements	Revised requirements	Commitments/ Contributions/ Carryover	% Covered	Unmet requirements	Uncommitted pledges
	A	B	C	C/B	B-C	
Agriculture	4,004,960	3,439,960	0	0%	3,439,960	0
Coordination and Support Services	1,472,625	630,889	250,941	40%	379,948	0
Education	1,475,253	1,246,510	139,097	11%	1,107,413	0
Health	5,593,903	3,531,226	355,000	10%	3,176,226	0
Multi-Sector	15,678,060	14,245,177	6,607,457	46%	7,637,720	0
Protection/Human Rights/Rule of Law	2,250,000	1,802,500	0	0%	1,802,500	0
Sector not yet specified	0	0	133,253	0%	-133,253	1,000,000
Security	99,780	70,780	0	0%	70,780	0
Water and Sanitation	2,300,000	1,551,500	0	0%	1,551,500	0
Total	32,874,581	26,518,542	7,485,748	28%	19,032,794	1,000,000



Ignacio Oliver Cruz/WFP/Kinsardou-Sengardo, Kissidougou/2005

• • • • •

Contact


Ms. Guadalupe de Sousa
Head of Office, OCHA, Conakry
Tel: + 224 468898/97/96
Email: desousa1@un.org



HORN OF AFRICA

Despite relief in some parts of the Horn of Africa as the result of the recent rainy season, the overall humanitarian situation in the region continues to be of concern. Populations in many areas remain under threat from livelihood depletion, malnutrition and disease including measles, diarrhoea, acute respiratory infections, meningitis, and polio. Rains have increased the risk of malaria in all affected countries. Poor access to healthcare continues to reinforce this vulnerability.

The performance of the 2006 long rains in Kenya was mixed in drought-affected pastoral and marginal agricultural areas. Some areas are said to have received good rainfall with others receiving below average. Whilst overall water availability, pasture and browse have greatly improved in some parts, the erosion of pastoral livelihoods means that the food security outlook remains precarious. Inadequate rain in parts of Turkana, Marsabit, Wajir, Moyale and Mandera districts has led to continued water trucking; the situation is likely to worsen considering the next short rain season will not be till between October-December.



www.Humanitarianappeal.net

In April and May, initial good *Gu* rains fell over much of southern, and parts of northwestern Somalia replenishing water catchments and improving water access for drought affected pastoral and agro-pastoral communities in these areas. Whilst these rains have helped to avert the worst-case scenario of famine, FAO/Food Security Analysis Unit have warned that southern Somalia will remain in a state of humanitarian emergency in the second half of the year. Areas of central and northern Somalia are expected to remain in an acute food and livelihoods crisis.

Djibouti has continued to receive below-normal precipitation, further increasing rainfall deficits throughout most of the country. Rains in February and March have only had a marginal impact on pasture and general water conditions. Light rains have helped to ease conditions but water shortages and food insecurity persist.

In Ethiopia rainfall has been mixed. In pastoral areas rains have generally relieved the drought situation. Nevertheless, five out of nine zones in Somali Region received inadequate rains. The southern section of Afar region of Ethiopia received and benefited from unseasonable rains in April. At the same time, Northern Afar continues to be of concern. Rainfall is expected to move



LIBERIA

The past year has witnessed significant improvements on both the humanitarian and political fronts. A new government has been installed following free and fair elections, former President Charles Taylor has been taken into custody and transferred to The Hague to face charges of war crimes, over 100,000 ex-combatants have been demobilised, former armed factions disbanded, and parliamentary elections completed.

With the improved security situation and the provision of humanitarian assistance, many refugees and IDPs had been encouraged to return home. Assisted by the UN, NGOs and humanitarian partners, over 314,000 IDPs have been assisted to return from 35 camps throughout the country, all of which now have been closed. In addition, 69,000 refugees have returned from neighbouring countries where it is estimated a further 150,000 refugees remain waiting to come home.



www.Humanitarianappeal.net

Despite these positive developments, Liberia still requires urgent humanitarian assistance and support. With over a third of its population uprooted at one point or another during the war, Liberia is a country of mass displacement, and has suffered one of the proportionately biggest population displacements in Africa.

Whilst positive signs indicate that Liberia is organizing itself to focus on a recovery agenda, the nation remains in a critical state, where two out of three Liberians lack access to essential services, including health care, drinking water, shelter and education. The situation has been compounded by an inadequate physical infrastructure, with many of the roads impassable during the rainy season.

Liberia is at a critical juncture. International support will be crucial to adequately respond to the continuing humanitarian needs, and to ensure a rapid and sustainable recovery that builds upon the hard-won peace.

The revised funding requirement for 2006 amounts to \$144,719,299. As of the beginning of June 2006, only 28% of the 2006 Liberia CAP had been funded, a total of \$40,593,747, leaving unmet requirements of \$104,125,552.

Sectors	Original requirements	Revised requirements	Commitments/ Contributions/ Carryover	% Covered	Unmet requirements	Uncommitted pledges
	<i>A</i>	<i>B</i>	<i>C</i>	<i>C/B</i>	<i>B-C</i>	
Agriculture	8,863,400	9,597,921	1,246,128	13%	8,351,793	296,209
Coordination and Support Services	626,806	1,326,864	553,172	42%	773,692	0
Economic Recovery and Infrastructure	4,950,000	11,300,250	296,209	3%	11,004,041	0
Education	7,382,732	4,883,482	678,164	14%	4,205,318	0
Health	23,371,136	39,318,480	838,689	2%	38,479,791	139,810
Multi-Sector	51,414,650	46,147,896	9,889,023	21%	36,258,873	0
Protection/Human Rights/Rule of Law	10,488,213	13,414,258	4,230,635	32%	9,183,623	0
Sector not yet specified	0	0	18,837,961	0%	-18,837,961	0
Shelter and Non-Food Items	7,110,395	6,370,395	0	0%	6,370,395	0
Water and Sanitation	6,784,325	12,359,753	4,023,766	33%	8,335,987	0
Total	120,991,657	144,719,299	40,593,747	28%	104,125,552	436,010



Mr. Jordan Ryan
UN Humanitarian Coordinator, Monrovia
Tel: + 1-212-963-9926/27/28 ext. 4210
Email:ryan8@un.org




NEPAL

Nepal has seen major political changes this year. On April 24, a massive popular movement involving nationwide protests and strikes resulted in the announcement by King Gyanendra of the return of power to the people and the reinstatement of the parliament. Since the April movement both sides have announced ceasefires and engaged in peace talks. The Government also announced the repeal of several pieces of legislation that had curtailed human rights.

While there has been positive progress on the political front, significant humanitarian and protection concerns remain. Basic state services and development projects implemented through government mechanisms remain compromised by the Communist Party of Nepal-Maoist (CPN-Maoist)'s general opposition to inputs from the government into areas under its effective control. Reports of abductions, extortion and recruitment by the CPN-Maoist have increased and attempts to interfere in the humanitarian and development programmes have continued.

Post-ceasefire, limited returns of displaced people have been taking place. Many displaced are not yet ready to return due to security concerns. Promotion of proper return conditions must address issues such as food security, shelter, income opportunities, property restitution, compensation, and most importantly, physical security against further human rights violations.

New emergency food and nutritional programmes have been initiated in 10 districts of the mid and far west to address emergency needs related to drought. Other recent assessment missions have found startling levels of malnutrition in lowland Terai districts, where wasting has been found to be as high as 20% amongst children under five years old. Children continue to be affected by victim-activated explosions. In 2005 there were 125 reported casualties, with the second highest proportion of child casualties in the world. A recent study by UNICEF puts Nepal amongst the ten most-affected countries, ranking higher than Chechnya.



www.humanitarianappeal.net


Many obstacles are yet to be overcome before lasting peace can even be foreseen. Meanwhile, the needs of the population, especially in the remotest areas, still require careful monitoring and bold responses by the specialised agencies. Efforts to ensure operational space, access and safety of aid workers, and independent needs-based actions have to increase.

The capacity to respond to conflict and natural disasters is not yet fully established. The ability to support essential services in areas where the conflict has been most devastating has also been compromised by the limited availability of new funds. In addition, the new government announced shortly after taking office that the state was effectively bankrupt.

Requirements

At the time of this Mid-Year Review the CAP has been funded at 59% of the total requested. The protection sector has been relatively well funded—though major gaps remain in all other areas, especially with respect to child protection, emergency preparedness, education, health, and economic recovery sectors. The unmet requirement following revision is \$28,090,033. A number of discussions between the UN and the government have taken place to understand the ongoing process and express readiness by the organisation to support in any way needed.

Sectors	Original requirements	Revised requirements	Commitments/Contributions/Carryover	% Covered	Unmet requirements	Uncommitted pledges
	A	B	C	C/B	B-C	
Agriculture	3,225,000	3,225,000	0	0%	3,225,000	0
Coordination and Support Services	6,444,335	6,736,123	4,136,369	61%	2,599,754	0
Economic Recovery and Infrastructure	2,900,432	2,900,432	0	0%	2,900,432	0
Education	4,761,208	2,644,126	0	0%	2,644,126	0
Food	9,127,457	14,654,846	8,314,846	57%	6,340,000	2,570,694
Health	4,487,101	2,804,172	426,098	15%	2,378,074	0
Mine Action	159,100	299,100	240,000	80%	59,100	0
Multi-Sector	11,559,913	15,465,560	8,327,264	54%	7,138,296	0
Protection/Human Rights/Rule of Law	17,671,264	16,893,991	18,020,553	107%	-1,126,562	0
Sector not yet specified	0	0	49,187	0%	-49,187	411,311
Security	1,329,400	1,329,400	836,400	63%	493,000	0
Shelter and Non-Food Items	1,488,600	1,488,000	0	0%	1,488,000	0
Water and Sanitation	1,352,215	0	0	0%	0	0
Total	64,506,025	68,440,750	40,350,717	59%	28,090,033	2,982,005



Narendra Shrestha - Kantipur Publications - 2005

• • • • •

Contact


Ms. Eliane Duthoit
Head of Office, OCHA, Kathmandu
Tel: + 977 1 554 85 53 ext. 2012
Email: duthoit@un.org



OCCUPIED PALESTINIAN TERRITORY

The prospects for the occupied Palestinian territory (oPt) looked upbeat as 2005 drew to a close with the announcement of a 'period of calm' by Palestinian militants and Israel's withdrawal of settlers and military infrastructure from the Gaza Strip and parts of the northern West Bank. The appointment of James Wolfensohn as Quartet Envoy for Disengagement had injected further economic impetus into the stagnating Palestinian economy.

However, a dramatic downturn in the political, economic and security environment in the first half of 2006—stemming from the international and Israeli response to the victory of the Hamas party in the Palestinian Legislative Elections—ushered in a new era of violence and instability for the oPt. It is anticipated that this downturn is likely to be sustained for the remainder of the year.



www.humanitarianappeal.net

The worsening humanitarian situation has been brought about specifically by the intensification of Israeli security and other access measures in the oPt; the refusal of the Government of Israel refusal to pay Value-Added Tax and customs taxes to the Palestinian Authority (PA); and the suspension of support to the PA by western donors, pending the PA's commitment to the four principles as laid down by the Quartet in early 2006. Additionally, banks' fear of litigation triggered a banking crisis, effectively freezing PA accounts and resulting in a severe limitation of financial transactions involving both the PA and the private sector. The PA is operating at roughly 25% of its regular budget. Problems have also been exacerbated by a rise in tensions between Fatah and Hamas, as well as other factions, particularly following the deployment of a Hamas-dominated 3,000-strong armed force.

Given the rapid deterioration of the environment in the oPt, the Mid-Year Review for 2006 has been revised to the total amount of US \$383,508,566. As of 23 June 2006, 31% of the oPt CAP, a total of US \$117,463,901, has been funded.

Requirements

Sectors	Original requirements	Revised requirements	Commitments/ Contributions/ Carryover	% Covered	Unmet requirements	Uncommitted pledges
	<i>A</i>	<i>B</i>	<i>C</i>	<i>C/B</i>	<i>B-C</i>	
Agriculture	26,443,930	36,897,268	477,707	1%	36,419,561	0
Coordination and Support Services	3,976,399	10,345,478	3,540,793	34%	6,804,685	0
Economic Recovery and Infrastructure	72,868,354	154,253,993	42,369,203	27%	111,884,790	0
Education	4,070,000	8,285,510	1,428,052	17%	6,857,458	0
Food	74,476,277	96,452,871	39,071,275	41%	57,381,596	0
Health	11,671,139	53,764,082	1,618,231	3%	52,145,851	0
Sector not yet specified	0	0	28,958,640	0%	-28,958,640	2,343,819
Water and Sanitation	21,673,272	23,509,364	0	0%	23,509,364	0
Total	215,179,371	383,508,566	117,463,901	31%	266,044,665	2,343,819



UNICEF/Steve Sabella/oPH/2005

• • • • •

Contact

Mr. David Shearer
Head of Office, OCHA, Jerusalem
Tel: +972 582 99 62
Email: shearerd@un.org



REPUBLIC OF CONGO


The Republic of Congo (RoC) remains one of the poorest countries in the world, where half of the population continues to live on less than a \$1 a day. The country's debt (\$9 billion) has further limited the government's ability to invest in basic infrastructure and social services.

The refusal of Pasteur Ntumi, the leader of the Ninja militias in the Pool region, to participate in the crucial Disarmament, Demobilization and Reintegration (DDR) program has slowed down progress on a political settlement for the crisis and has further exacerbated the poor humanitarian conditions. The insecurity, compounded by weak infrastructure and a lack of resources, has led to the progressive withdrawal of humanitarian partners from the region.

The reduced capacity of humanitarian actors has in turn led to a dearth of information on the humanitarian situation in the region. Various assessment missions are planned in the second half of 2006 in order to evaluate the situation, mobilize resources, and advocate for more humanitarian presence in the region.

However, despite these challenges, the humanitarian community continues to provide key, albeit limited, life-saving assistance to the affected population particularly in the Pool region. Various UN agencies including UNICEF, WFP, UNFPA, WHO and UNDP alongside international and national NGOs, are implementing several projects in the sectors of water, sanitation, school feeding, maternal health, and protection.

Humanitarian partners are also drawing preparedness plans for a potential influx of returnees from the Democratic Republic of Congo in case of political crisis during the country's upcoming elections. Recurring seasonal floods and the threat of avian flu are additional strains on the situation.



www.Humanitarianappeal.net

Requirements

The reviewed 2006 Consolidated Appeal has a revised requirement of \$34,159,776. A total of \$9,164,724 has been committed to date (27% of requirements), leaving unmet requirements of \$24,995,052.

Sectors	Original requirements	Revised requirements	Commitments/ Contributions/ Carryover	% Covered	Unmet requirements	Uncommitted pledges
	<i>A</i>	<i>B</i>	<i>C</i>	<i>C/B</i>	<i>B-C</i>	
Agriculture	2,190,740	2,190,740	0	0%	2,190,740	0
Coordination and Support Services	693,721	693,721	125,471	18%	568,250	0
Economic Recovery and Infrastructure	1,000,000	590,000	0	0%	590,000	0
Education	1,067,853	1,067,853	166,971	16%	900,882	0
Food	6,521,474	10,054,063	3,595,303	36%	6,458,760	924,370
Health	3,682,231	4,176,837	0	0%	4,176,837	0
Multi-Sector	11,977,572	11,977,572	4,496,960	38%	7,480,612	0
Protection/Human Rights/Rule of Law	2,316,000	2,316,000	0	0%	2,316,000	0
Sector not yet specified	0	0	780,019	0%	-780,019	1,379,256
Water and Sanitation	1,092,990	1,092,990	0	0%	1,092,990	0
Total	30,542,581	34,159,776	9,164,724	27%	24,995,052	2,303,626



UNHCR/Belou/2005

Contact

Mr. Aurélien Agbénonci

UN Resident Coordinator & UNDP Resident Representative, Brazzaville

Tel: +242 660 85 76

Email: aurelien.agbenonci@undp.org



SOMALIA

In late 2005, the already dire humanitarian situation in Somalia was further exacerbated by the onset of the worst drought in over a decade in much of the Horn of Africa. By early January 2006, around 1.7 million people – not including up to 400,000 IDPs – were in urgent need of assistance. To reflect the magnitude of the crisis and the deteriorated humanitarian situation, the 2006 Somalia Humanitarian Appeal that had been launched in December 2005 was revised and re-launched in March 2006. The Revised Appeal requests \$324 million (up from \$174 million), targeting 2.1 million people (up from about 1 million in December).

In April and May 2006, initial good *Gu* rains fell over much of southern and parts of northwest Somalia, helping to avert the worst-case scenario of famine. However, *Gu* season was not generally a good one; according to FAO/FSAU southern Somalia will remain in a state of humanitarian emergency until December 2006, while areas of central and northern Somalia will remain in an acute food and livelihood crisis. Since January 2006, eight out of nine nutrition assessments recorded Global Acute Malnutrition (GAM) rates exceeding the emergency threshold of 15%, with four recording GAM of over 20%. In the drought-affected areas, there are an estimated 58,000 malnourished children under five years of age. Current nutritional interventions are only reaching 16% of those malnourished children.

Despite substantial efforts mobilized by the humanitarian agencies, the general implementation rate remains far below needs due to lack of sustained access, low levels of funding, poor operational capacity and volatile security situation.

After two polio-free years, Somalia now poses one of the greatest threats to the global eradication of polio. The first case re-emerged in the country in June 2005 and since then a total of 211 polio cases have been confirmed. Several rounds of national immunization days (NIDs) have been completed, but the risk of the virus spreading across the Horn of Africa is high. Insecurity resulting from conflict – particularly in the South/Central region – has persisted. The highly volatile environment restricts humanitarian access to affected communities. Mogadishu is host to approximately a quarter of a



www.Humanitarianappeal.net

million IDPs. The situation of IDPs in Somalia remains below any minimum acceptable standards, and among the worst in Africa. While the capital is now under the control of the Sharia Courts, the situation remains uncertain. It is possible that recent events could provide a window of opportunity to enhance humanitarian access to needy population.

Requirements

As of 23 June 2006, 47% of the requested \$324 million under the Somalia CAP has been received. A large proportion of that, however, has been toward the food sector, leaving critical sectors such as agriculture, health, protection, security, shelter, water and sanitation with less than 20% of what is required. The authorities and aid community must support a combined strategy of providing humanitarian relief and strengthening longer-term strategies to find durable solutions for food and livelihood insecurity. Of paramount importance will be the continued need to strengthen access and enhance the security of the operational humanitarian space.

Sectors	Original requirements	Revised requirements	Commitments/Contributions/Carryover	% Covered	Unmet requirements	Uncommitted pledges
	<i>A</i>	<i>B</i>	<i>C</i>	<i>C/B</i>	<i>B-C</i>	
Agriculture	12,517,571	19,714,027	1,819,405	9%	17,894,622	700,000
Coordination and Support Services	4,569,867	10,648,867	4,483,541	42%	6,165,326	0
Economic Recovery and Infrastructure	3,237,500	3,237,500	0	0%	3,237,500	0
Education	16,384,360	17,124,610	1,419,500	8%	15,705,110	0
Food	45,177,631	177,032,894	115,444,649	65%	61,588,245	1,103,118
Health	28,798,161	29,788,845	3,530,464	12%	26,258,381	0
Multi-Sector	35,197,974	34,088,196	8,153,823	24%	25,934,373	0
Protection/Human Rights/Rule of Law	16,109,101	17,502,353	2,376,000	14%	15,126,353	0
Sector not yet specified	0	0	11,094,588	0%	-11,094,588	0
Security	2,684,150	2,684,150	261,780	10%	2,422,370	225,564
Shelter and Non-Food Items	6,773,500	6,773,500	0	0%	6,773,500	0
Water and Sanitation	2,667,000	5,225,000	2,405,915	46%	2,819,085	1,650,000
Total	174,116,815	323,819,942	150,989,665	47%	172,830,277	3,678,682



Alex Williams/IFRC/British Red Cross/Somalia/2005

Contact

Mr. Philippe Lazzarini
 Head of Office, OCHA Somalia, Nairobi
 Tel: + 254 203 75 41 50
 Email: lazzarini@un.org

- 21,200 returnees were provided transport assistance, the movement of 70,812 returnees tracked and monitored, and 102,000 organised and spontaneous returnees benefited from an information campaign on returns.
- On average, 3 million people per month have been assisted with food aid, on average 43,000 MT provided in monthly distributions.
- 2,705,892 square meters of landmine-affected land and 636.4km of road cleared; 201,180 people received mine risk education.
- Support for the operation and maintenance of water systems for more than 1 million people, while providing a further 550,000 people with clean water.
- Nearly 900,000 vulnerable persons in Darfur, including 175,000 persons displaced this year, received essential shelter and other non-food items.

Requirements

The reviewed 2006 Work Plan has a revised total humanitarian requirement of \$1,661,480,486. \$394,982,608 has been contributed or committed to date (with unconfirmed pledges and allocations possibly amounting to another \$200 million), leaving unmet requirements of \$1,266,497,878. (The review process in Sudan has not been finalised at the time of printing, so final figures may change.)

Sectors	Original requirements	Revised requirements	Commitments/Contributions/Carryover	% Covered	Unmet requirements	Uncommitted pledges
	A	B	C	C/B	B-C	
Agriculture	84,164,215	80,553,690	13,900,372	17%	66,653,318	850,000
Coordination and Support Services	61,935,734	61,935,734	18,868,437	30%	43,067,297	0
Economic Recovery and Infrastructure	113,919,837	114,697,477	5,963,226	5%	108,734,251	0
Education	138,931,275	138,931,275	5,299,105	4%	133,632,170	2,472,684
Food	555,007,513	687,191,777	296,695,362	43%	390,496,415	3,750,938
Health	175,579,619	182,218,523	20,189,091	11%	162,029,432	1,500,375
Mine Action	54,819,670	54,819,670	3,243,750	6%	51,575,920	0
Multi-Sector	67,287,999	67,287,999	21,626,740	32%	45,661,259	0
Protection/ Human Rights/ Rule of Law	73,914,506	73,914,506	6,347,473	9%	67,567,033	0
Sector not yet specified	0	0	-28,378,398	0%	28,378,398	9,782,997
Security	5,671,591	5,671,591	1,681,581	30%	3,990,010	0
Shelter and Non-Food Items	88,525,328	88,525,328	6,911,037	8%	81,614,291	0
Water and Sanitation	105,732,916	105,732,916	13,032,660	12%	92,700,256	2,866,756
Total	1,525,490,203	1,661,480,486	394,982,608	24%	1,266,497,878	21,223,750

NB: This table does not reflect recovery and development elements of the 2006 Work Plan.



OCHA/Mabia Southern Sudan/2005.

• • • • •

Contact

Mr. Ramesh Rajasingham
Head of Office, OCHA, Khartoum
Tel: + 249 11 783 757
Email: rajasingham@un.org




UGANDA

Despite a recent decrease in the number of Lord's Resistance Army (LRA) attacks on civilians as well as armed confrontations between the Ugandan People's Defence Forces (UPDF) and the LRA, the unresolved conflict continues to affect vulnerable populations in Acholi and northern Lango regions, Apac and Adjumani districts. The process of improving living conditions in displacement camps is painfully slow. Movement restrictions imposed on the displaced population are not only hindering effective utilisation of accessible arable land around displacement camps, but also limiting the impact of humanitarian programmes, especially in terms of delivery and maintenance of quality basic services.

In Teso and central/southern Lango regions, where security conditions are more stable, the process of population return is underway. The Government of Uganda has publicly committed to ensuring people's rights to voluntary return. However, families willing to return home still face the uncertainties of living conditions in areas of return as little progress has been made to effectively support these families' needs, including their need for accurate and timely information on overall security conditions.

In this context, there is growing consensus among the humanitarian community that past efforts to enhance protection activities and relief assistance in camps for the internally displaced have not achieved sufficient impact. Renewed efforts are required to find an appropriate balance between continued provision of basic assistance in camps while paying more systematic and enhanced attention to the promotion of and support to human rights, including people's right to freedom of movement.

This renewed focus implies a review of the way in which humanitarian programmes operate in camps, an assessment of the impact of humanitarian assistance on reducing mortality and morbidity rates, and a renewed engagement with the Government to ensure effective application of the principles contained in the National Policy for Internally Displaced Persons (IDPs).



www.Humanitarianappeal.net

The revised common humanitarian strategy has two strategic priorities:

- Support population return and early recovery in selected regions/districts in line with the priorities established in Government plans. Special emphasis will be given to enhancing families' livelihoods and the expansion of basic social services in areas of return aiming at the progressive phasing-out of relief assistance;
- Enhance living conditions of IDPs in areas where the current security condition in areas of origin is not conducive to return. Special attention will be given to increasing families' self-reliance and the creation of a protective environment through improved camp management.

The reviewed 2006 CAP has a revised requirement of \$267,231,201. A total of \$137,037,107 has been contributed or committed to date, leaving unmet requirements of \$130,194,094.

Requirements

Sectors	Original requirements	Revised requirements	Commitments/Contributions/Carryover	% Covered	Unmet requirements	Uncommitted pledges
	A	B	C	C/B	B-C	
Agriculture	5,187,178	5,187,178	2,942,152	57%	2,245,026	0
Coordination and Support Services	5,825,266	6,924,066	1,378,508	20%	5,545,558	678,830
Economic Recovery and Infrastructure	2,600,142	8,058,251	0	0%	8,058,251	0
Education	11,164,512	15,896,512	1,590,322	10%	14,306,190	0
Food	111,397,653	122,787,088	92,728,064	76%	30,059,024	2,472,135
Health	33,249,648	40,890,298	5,962,323	15%	34,927,975	1,483,000
Mine Action	2,437,000	4,945,915	0	0%	4,945,915	213,018
Multi-Sector	17,798,660	22,801,711	10,749,135	47%	12,052,576	3,945,984
Protection/Human Rights/Rule of Law	15,617,231	23,875,215	785,445	3%	23,089,770	0
Sector not yet specified	0	0	18,294,787	0%	-18,294,787	1,942,520
Security	135,154	410,154	0	0%	410,154	0
Shelter and Non-Food Items	5,130,000	5,130,000	0	0%	5,130,000	0
Water and Sanitation	12,060,813	10,324,813	2,606,371	25%	7,718,442	0
Total	222,603,257	267,231,201	137,037,107	51%	130,194,094	10,735,487



WFP/Gulu District/2005


Contact

Ms. Gloria Fernandez
 Head of Office, OCHA, Kampala
 Tel: + 256 31 242 806
 Email: fernandez11@un.org



WEST AFRICA

Through the first half of 2006, some countries of West Africa have faced threats of political instability and nutritional and food insecurity, while others have benefited from progress towards stability and development. Political instability in Côte d'Ivoire and Guinea-Bissau has led to population movements and a continued need for assistance; ongoing instability could have national and regional implications. In the Sahel region, even with improved harvests predicted through 2006, the vulnerability of the poorest households to food and nutritional insecurity is still high. Coping mechanisms that were used during the crisis in 2005 have been exhausted, reducing the capacity of populations to respond to another year of insecurity. In the Mano River Union region, following the successful elections in Liberia in November 2005, countries are beginning to work towards recovery. In Liberia, all IDP camps have been officially closed by the government, UN and NGOs after the return of some 314,000 Internally Displaced Persons (IDPs) and over 69,000 refugees from neighbouring countries to their places of origin.



www.Humanitarianappeal.net

Despite improved harvest expectations for 2006, the food security and nutritional levels in the Sahel region remain worrying. Analysis of the latest studies on malnutrition in Mali, Mauritania, Niger, Burkina Faso and Chad indicates high acute malnutrition levels in some areas that exceed the internationally agreed emergency thresholds. The lean season in some areas in Mauritania and Niger started earlier than in normal years. Cereal prices in Niger, though lower than last year, remain high, and the population has reduced coping capacities as a result of last year's crisis.

With a positive evolution towards long-term stability in Liberia following the election of President Johnson-Sirleaf, the focus of operations in the Mano River Union is gradually shifting from humanitarian assistance to recovery. Yet large humanitarian needs remain and must be addressed in order to consolidate the peace and bring long-term sustainability to these countries.

Requirements

Revised requirements for the West Africa Regional Consolidated Appeal are \$243,262,836. Funding of \$124,354,546 (51% of requirements) has been contributed or committed as of mid-June 2006, leaving unmet requirements of \$118,908,290. Continuous donor support is needed to face the humanitarian challenges remaining for 2006, in a region that continues to be marred by three mutually reinforcing problems: widespread poverty, recurring natural disasters and conflicts.

Sectors	Original requirements	Revised requirements	Commitments/ Contributions/ Carryover	% Covered	Unmet requirements	Uncommitted pledges
	A	B	C	C/B	B-C	
Agriculture	3,354,225	6,904,513	3,451,532	50%	3,452,981	410,217
Coordination and Support Services	7,734,252	10,491,952	1,462,645	14%	9,029,307	379,378
Economic Recovery and Infrastructure	2,487,000	2,487,000	0	0%	2,487,000	0
Education	2,105,470	2,035,470	240,000	12%	1,795,470	0
Food	99,635,323	164,875,919	113,424,037	69%	51,451,882	1,626,209
Health	13,155,014	40,170,927	2,271,823	6%	37,899,104	344,598
Mine Action	850,000	850,000	0	0%	850,000	0
Multi-Sector	7,178,207	6,476,809	2,080	0%	6,474,729	0
Protection/Human Rights/Rule of Law	7,938,294	7,804,294	36,000	0%	7,768,294	0
Sector not yet specified	0	0	3,336,429	0%	-3,336,429	2,763,982
Water and Sanitation	1,165,952	1,165,952	130,000	11%	1,035,952	0
Total	145,603,737	243,262,836	124,354,546	51%	118,908,290	5,524,384



FRANÇOIS LANDIECH/OCHA RO/NIGER/2005

• • • • •

Contact

Mr. Hervé Ludovic de Lys
Head of Office, OCHA, Dakar
Tel: + 221 867 27 50
Email: delys1@un.org



ZIMBABWE


The humanitarian challenges continue to be of great concern in Zimbabwe. In the second half of 2006, over one million people will continue to require regular, sustained food assistance, as the country has harvested less than the required 1.8 million metric tons needed for human and livestock consumption. Further, while the HIV/AIDS prevalence rate among adults is reported to have declined to 20.1% in 2006, the disease continues to cause the death of an estimated 3,000 Zimbabweans per week and fuels a rapid growth in the number of orphans and vulnerable children.

The effects of last year's Operation *Murambatsvina* (Restore Order), which targeted what the Government considered to be illegal housing structures and informal businesses, continues to compound the humanitarian situation. In July 2005, the Secretary-General's Special Envoy for Human Settlement Issues in Zimbabwe estimated that some 650,000-700,000 people were directly affected by the operation through the loss of shelter and/or livelihoods. Due to intermittent access to the affected populations, the humanitarian community has not been able to fully assess the situation and provide all the affected households with the required assistance.

High rates of inflation—reaching 1193% in May 2006—rising unemployment, under-funding of basic services and emigration of skilled labour are factors that have further exacerbated poor economic and social condition.

Despite this difficult context, the main achievements of the humanitarian community in the past year include:

- From January to April 2006, approximately 4.3 million people received food assistance from WFP and implementing partners. In addition, 900,000 people were targeted through a parallel NGO pipeline (C-SAFE/ Consortium for Southern Africa Food Emergency composed of World Vision, CARE and Catholic Relief Services).
- Humanitarian agencies were able to provide 1,131 transitional household shelters to families affected by Operation *Murambatsvina* in and around Harare, while 295 permanent family structures were provided by community-based organizations across the country.



www.Humanitarianappeal.net

- WFP channelled food to IOM and select NGOs to reach 77,275 food insecure people affected by evictions along with other mobile and vulnerable people.
- In the water-sanitation sector, UNICEF and partners repaired 1,396 boreholes benefiting over 349,000 people in rural areas, and also repaired 49 boreholes in Bulawayo, benefiting more than 120,000 people suffering from severe water shortages.

Requirements

Sectors	Original requirements	Revised requirements	Commitments/Contributions/Carryover	% Covered	Unmet requirements	Uncommitted pledges
	<i>A</i>	<i>B</i>	<i>C</i>	<i>C/B</i>	<i>B-C</i>	
Agriculture	43,930,133	43,930,133	2,342,000	5%	41,588,133	1,732,205
Coordination and Support Services	2,597,975	2,611,905	1,565,758	60%	1,046,147	0
Economic Recovery and Infrastructure	5,317,188	5,317,188	0	0%	5,317,188	0
Education	4,540,716	4,540,716	329,997	7%	4,210,719	0
Food	111,000,000	111,000,000	90,347,100	81%	20,652,900	0
Health	39,550,749	36,529,819	410,614	1%	36,119,205	906,561
Multi-Sector	26,130,849	19,935,536	8,381,933	42%	11,553,603	0
Protection/Human Rights/Rule of Law	8,029,990	8,029,990	1,882,050	23%	6,147,940	0
Sector not yet specified	0	0	2,441,899	0%	-2,441,899	375,235
Security	100,520	100,520	0	0%	100,520	0
Shelter and Non-Food Items	20,282,400	10,365,000	1,916,277	18%	8,448,723	250,000
Water and Sanitation	15,189,854	15,343,604	2,348,534	15%	12,995,070	0
Total	276,670,374	257,704,411	111,966,162	43%	145,738,249	3,264,001



IRIN/Zimbabwe/2003

• • • • •

Contact

Mr. Agostinho Zacarias
 UN Humanitarian Coordinator, Harare
 Tel: + 263 4 792 681
 Email: agostinho.zacarias@undp.org




TIMOR-LESTE FLASH APPEAL

Violent fighting between heavily armed groups started in the afternoon of Wednesday 24 May, when the Timor-Leste armed forces confronted police forces and other breakaway factions took part in the fighting, resulting in a significant number of brutal killings. This outbreak of violence which lasted for several days has been followed by a state of absence of law and order in the capital city of Dili, where communal fighting between Timorese westerners and easterners, as well as lootings and burning of houses and government buildings at the hands of youth gangs have continued to date.

An inter-agency Humanitarian Coordination Group carried out a rapid assessment of the IDP camps in Dili between 28 and 30 May, which identified 30 camps in the capital, hosting some 65,000 people. From Government (district and sub-district administrations) and other sources (NGOs and community-based organisations) the HCG has learned that an estimated 35,000 people have fled from Dili to take refuge in the Districts. Of these 35,000, a population of 6,000 to 7,000 is currently living in nine camps established in the districts of Baucau, Liquiça and Ermera. Families are hosting the remaining part of the displaced population. In addition, it is estimated that more than 4,000 houses and many business offices, shops, public buildings, and essential utilities have been looted or burned. The looting of two large government warehouses has contributed to the depletion of the already scarce resources available to face the sudden crisis.

This Flash Appeal outlines priority rapid response activities aimed at mitigating the humanitarian consequences of the crisis, and outlines a multi-sectoral relief operation to be undertaken over a three-month period, as populations are not expected to return to their homes as long as the insecurity and the political crisis continues. The response plan, formulated through the HCG under the leadership of the Minister of Labour and Community Reinsertion, is to ensure complementarity and coordination of the response and addresses the needs of the IDPs. The Appeal seeks to mobilise \$19,615,868. Of this, appealing agencies have received \$9 million (47% of requirements) from the CERF and donors, leaving \$10 million unfunded for the period June-September 2006.



www.humanitarianappeal.net

Requirements

Sectors	Original requirements	Revised requirements	Commitments/ Contributions/ Carryover	% Covered	Unmet requirements	Uncommitted pledges
	A	B	C	C/B	B-C	
Coordination and support services	2,081,591	2,081,591	422,705	20%	1,658,886	1,420,962
Economic recovery and infrastructure	239,108	239,108	0	0%	239,108	0
Education	300,000	300,000	0	0%	300,000	0
Food	5,256,811	5,256,811	2,342,475	45%	2,914,336	1,588,389
Health	2,402,125	2,402,125	0	0%	2,402,125	0
Multi-sector	4,820,350	4,820,350	2,180,697	45%	2,639,653	2,102,828
Protection/human rights/rule of law	1,918,046	1,918,046	59,400	3%	1,858,646	364,964
Sector not yet specified	0	0	2,720,279	0%	-2,720,279	5,856,041
Shelter and non-food items	939,137	939,137	698,450	74%	240,687	240,687
Water and sanitation	925,000	1,658,700	758,700	46%	900,000	0
Total	18,882,168	19,615,868	9,182,706	47%	10,433,162	11,573,871



Ms. Kym Smithies/Head of PIO UNDP/HC Unit/2006

• • • • •
Contact


Mr. Finn Reske-Nielsen
UN Resident and Humanitarian Coordinator, Dili
Tel: +670 3312 481
Email: finn.reske-nielsen@undp.org



GUINEA-BISSAU FLASH APPEAL

Summary of the crisis

From 15 March to the end of April 2006, armed confrontations between a faction of the MFDC (*Mouvement des forces démocratiques de la Casamance*) led by Salif Sadjio and the Guinea-Bissau army unfolded near São Domingos on the western part of Guinea-Bissau's border with Senegal. According to the Guinea-Bissau Minister of Defence, the military action intended to expel the rebels from a base in Guinea-Bissau territory. Since the fall of the main rebel camp Barraca Mandioca in late April and the alleged departure of rebels to neighbouring countries, hostilities have come to an end. The fighting resulted in the destruction, burning or looting of 14 villages situated in the combat zone.



www.humanitarianappeal.net

The immediate humanitarian consequences include some 10,000 internally displaced persons (IDPs), 80% of whom are women and children, who fled São Domingos and villages in the border area to seek refuge in neighbouring locations and some 2,500 who crossed the border. According to the National Red Cross, most IDPs are residing with local communities and since the end of hostilities the IDPs who have returned to São Domingos are also being hosted by relatives. Further, the closure of the Bourgadier camp in Senegal has provoked the return of Bissau Guinean refugees to this area.

The use of mines and improvised explosive devices (IEDs) by rebel forces has hindered access and the safe movement of inhabitants in the entire conflict area. Major routes and villages as well as homes and farming fields are suspected of being contaminated with explosive devices. There are reports of civilian casualties including the death of 13 people and several wounded along the main roads close to the border. IDPs with access to their villages are afraid of returning to their homes and fields, due to mine and IED contamination. Under these circumstances, the International Committee of the Red Cross (ICRC), International Conference of Catholic Churches (CARITAS), and the United Nations have transported food aid and medicines across the river by canoe.

Priority needs and humanitarian response plan

Several inter-agency and specialised rapid assessments have revealed that the main concern for the affected population is the lack of safety and protection from anti-tank and anti-personnel landmines and explosive remnants of war (ERW), which threaten safe access to their homes and livelihoods. Other critical needs include food aid, safe water, and non-food items such as mosquito nets, cooking utensils, blankets and clothing as well as latrines. Most IDPs reside with host families who are using their own resources to assist them, including food stocks and seeds. For five weeks, an estimated 20,000 people were isolated within the landmine-contaminated area in Varela and Susana unable to use their main sources of supply and prevented from accessing basic services through normal routes. While traffic has gradually resumed, the affected population still lives under precarious conditions, facing serious problems related to poor shelter and sanitary conditions as well as limited food and water supplies.

This Flash Appeal outlines priority rapid response activities aimed at mitigating the humanitarian consequences of the crisis and the multi-sectoral relief operation to be undertaken over a six-month period as populations are not expected to be able to rebuild their homes and return to their landmine-contaminated farming areas before the end of the rainy season in October 2006. The response plan, formulated through the national coordination mechanisms tasked with ensuring coherence and complementarity, introduces the division of labour among humanitarian stakeholders to address the needs of some 20,000 vulnerable persons, including host families, IDPs, and returnees. This Flash Appeal seeks to mobilise \$3,640,000 to sustain efforts jump-started with contingency stocks.

Requirements

Sectors	Original requirements	Revised requirements	Commitments/Contributions/Carryover	% Covered	Unmet requirements	Uncommitted pledges
	A	B	C	C/B	B-C	
Agriculture	561,000	561,000	0	0%	561,000	0
Education	165,000	165,000	96,288	58%	68,712	0
Food	1,054,000	1,054,000	399,000	38%	655,000	0
Health	307,000	307,000	81,698	27%	225,302	0
Mine action	727,000	727,000	317,000	44%	410,000	0
Protection/human rights/rule of law	250,000	250,000	145,590	58%	104,410	0
Shelter and non-food items	80,000	80,000	32,679	41%	47,321	0
Water and sanitation	496,000	496,000	289,445	58%	206,555	128,535
Total	3,640,000	3,640,000	1,361,700	37%	2,278,300	128,535

Contact

Mr. Michel Balima
UN Resident Coordinator, Bissau
Email: Michel.Balima@undp.org



ETHIOPIA

Successive years of drought, failed agricultural seasons, livestock loss, asset depletion and chronic structural weaknesses culminated this year in the need to assist approximately 9.8 million people including 2.6 million emergency food recipients and another 7.2 million through the Productive Safety Net Program (PSNP). Consequently, in January 2006, the Ethiopian Government together with United Nations agencies and humanitarian partners launched the Joint Humanitarian Appeal for Ethiopia requesting US \$166 million in emergency food and non-food assistance.

In spite of the international response received to date, substantial gaps in the food and non-food sectors of the Appeal remain. In the non-food sector, some \$111 million have been requested with only \$30.1 million in contributions confirmed to date (27.1%), mainly for drought-affected areas. In the food sector, an estimated 2.6 million people are in dire need of assistance valued at approximately \$182 million.⁹ However, thanks to a significant carryover from 2005, the initial estimated requirement was reduced to US \$54.6 million.¹⁰ Food requirements during the second half of the year are likely to expand as large numbers of beneficiaries will be entitled to assistance.¹¹ Unless additional funding is received, severe cuts in the monthly food pipeline to beneficiaries are expected. Accordingly, donors are urged to confirm prior contributions and to make new pledges to cover anticipated humanitarian needs during the remainder of the year. The Ethiopian government, with support from the United Nations and its humanitarian partners is currently conducting a seasonal assessment to determine additional emergency food and non-food requirements for the remainder of the year.

Over the past six months, a series of external factors influenced the situation on the ground. From January to April, persistent dry conditions increased the vulnerability of populations living in drought-affected areas. This was followed in April and May by heavy rains which contributed to sporadic flooding and impeded humanitarian access. Health concerns regarding a spread of malaria and water-borne diseases increased as a result. Nutritional issues, particularly over access to therapeutic foods, also required particular attention. During the same period, economic conditions in the country continued to deteriorate and prices of basic foodstuffs, livestock, and agricultural inputs rose dramatically.

Security conditions have emerged as a major humanitarian challenge in terms of access to the populations. For example, in the Somali region large-scale counter-insurgency operations led by the Ethiopian Defense Force (EDF) against the Ogaden National Liberation Front (ONLF) have created disruptions in the distribution of emergency food and non-food relief assistance. Another concern is the Borena zone (Oromiya Region), where recent clashes between rival clans (Borena and Guji) are reported to have killed several people and displaced tens of thousands.

Internally displaced persons (IDPs) in Ethiopia remain in a state of extreme vulnerability with as many as 280,000 people affected as a result of conflict, economic shocks, drought and other causes.¹² In May 2006, IOM completed the return of nearly 6,000 IDPs from the Somali region back to their place of origin. Following an agreement with the Ethiopian government in 2005, there were plans to conduct a national assessment of IDPs during the second half of 2006.

⁹ Ethiopia's 2.6 million relief food beneficiaries were scheduled to be reduced by 1.1 million during the second half of the year. Current indications are that the reductions will not take place.

¹⁰ Including supplementary food.

¹¹ See footnote 1 above.

¹² This figure excludes the latest displacements resulting from the Borena/Guji conflict.

The Appeal has also benefited from two new funding mechanisms established in 2006 that are geared towards providing a rapid and flexible response to humanitarian needs. The Humanitarian Response Fund (HRF) for Ethiopia, which is managed by the UN Humanitarian Coordinator with support from OCHA, has disbursed its first allocation of \$6.6 million for interventions in the drought-affected regions of Oromiya and Somali. Moreover, an additional \$4 million was received from the UN's Central Emergency Response Fund (CERF).



INDONESIA EARTHQUAKE RESPONSE PLAN

Situation

At 05:53 hours on 27 May 2006, an earthquake measuring 5.9 on the Richter scale (BMG) struck Indonesia's central island of Java. The epicentre was located approximately 37 kilometres south of the culturally and historically important city of Yogyakarta. The earthquake impacted five districts within Yogyakarta province and six within neighbouring Central Java province, together home to 6.9 million people, severely damaging infrastructure and particularly housing. The two worst-affected districts were Bantul in Yogyakarta, and Klaten in Central Java. 5,744 people were killed immediately with more than 45,000 injured. Over 350,000 houses were damaged beyond repair and 278,000 suffered lesser damage, directly affecting 2.7 million people and rendering 1.5 million of them homeless, three times the number in Aceh after the Tsunami. The total damage and losses are estimated at \$3.1 billion, comparable to the devastating earthquakes in Gujarat and Kashmir.



www.Humanitarianappeal.net

Response

The national response to the earthquake was decisive and swift, not least because attention and resources were already focused on Mt. Merapi Volcano which had started erupting the previous month and which still threatens the population on its slopes. The Government of Indonesia (GoI) National Coordinating Board for the Management of Disaster (BAKORNAS PB), along with provincial and district authorities, took a lead role in coordinating emergency response on the ground.

The international community took a lesser but still significant part, bringing to bear both personnel and stockpiled materials already in Indonesia, and also new relief assistance, particularly foreign medical teams and supplies. In line with the Humanitarian Reform Agenda, the Humanitarian Coordinator and the Inter-Agency Standing Committee (IASC) Country Team applied the cluster approach to ensure greater predictability and accountability in the response. As such, each key area of work has a clear lead amongst UN agencies and

The ERP helped to bring agencies together around a common agenda and guide the overall response but, as the initial state of emergency draws to a close, there is a need to refocus it so that it remains relevant over the remaining five months of its life, based on the assessments now conducted. The aim of the ERP is both to highlight critical emergency needs that have not yet been met due to lack of funding, and to catalyse early recovery efforts in certain key areas in order to transform the situation of the most vulnerable affected people.

This is obviously neither sufficient time nor money for the affected people to recover from a disaster as devastating as the recent earthquake. Significant assistance will need to come from the GoI and its development partners over a period of years, particularly to rectify the losses in the areas of housing, schools and health infrastructure. The IASC Country Team will work with the World Bank and others to support the GoI in formulating a longer-term Recovery Plan, with the recent "Preliminary Damage and Loss Assessment – Yogyakarta and Central Java Natural Disaster" as its start point.

Clusters/Sectors	Original requirements	Revised requirements	Commitments/Contributions/Carryover	% Covered	Unmet requirements	Uncommitted pledges
	A	B	C	C/B	B-C	
Agriculture	5,600,000	4,800,000	700,000	14.6%	4,100,000	0
Coordination and security	2,430,000	2,069,900	1,500,000	72.5%	569,900	0
Early recovery - 'Rumah Cikal' housing materials programme	9,500,000	16,948,661	1,922,410	11.3%	15,026,251	0
Early recovery - livelihoods	14,330,000	8,530,000	0	0.0%	8,530,000	0
Education	4,310,000	2,069,500	320,000	15.5%	1,749,500	0
Emergency shelter	39,650,000	16,570,122	8,523,497	51.4%	8,046,625	3,287,704
Food and Nutrition	5,625,500	5,514,000	997,000	18.1%	4,517,000	0
Health	12,009,000	13,217,000	3,657,265	27.7%	9,559,735	150,000
Emergency Telecommunications	3,001,000	215,687	0	0.0%	215,687	0
Logistics	3,500,000	2,400,000	1,000,000	41.7%	1,400,000	50,000
Protection	1,004,000	1,599,000	60,000		1,539,000	0
Water and sanitation	2,430,000	6,177,865	2,776,326	44.9%	3,401,539	0
Unearmarked funding (awaiting allocation by agencies to specific projects)			79,871	--	(79,871)	1,639,716
Grand Total:	103,389,500	80,111,735	21,536,369	26.9%	58,575,366	5,127,420

Mr. Abdul Haq Amiri
Head of Office, OCHA, Jakarta
Email: amiri@un.org

assistance projects in socio-economic recovery and promoting peace and tolerance. These developments are expounded briefly in the Update to the Transitional Workplan.

Significant progress has been made toward the goals of the Transitional Workplan: a) to enhance protection of civilians, b) to provide essential humanitarian relief, and c) to encourage and assist recovery. Recalling that transition is a multi-year process, but remaining committed to recovery, the partners in the Inter-Agency Transitional Workplan for the North Caucasus continue to refine the existing project delivery and coordination mechanisms to meet the evolving needs.

Requirements

Donor support to the Transitional Workplan thus far in 2006 has given clear encouragement for its coordinated program. As of 23 June, participating agencies have available as contributions and pledges \$34.9 million, against the now-revised needs of \$81.9 million. This is more than had been received at this time in last year's CAP. In percentage terms, it compares favourably with CAP funding rates worldwide.

Sectors	Original requirements	Revised requirements	Commitments/Contributions/Carryover	% Covered	Unmet requirements	Uncommitted pledges
	A	B	C	C/B	B-C	
Agriculture	5,301,158	5,301,158	950,000	18%	4,351,158	0
Coordination and Support Services	1,873,554	1,873,554	1,229,767	66%	643,787	0
Economic Recovery and Infrastructure	8,725,272	7,475,272	8,608,360	115%	-1,133,088	342,200
Education	11,134,081	7,794,081	1,409,049	18%	6,385,032	0
Food	32,346,529	30,812,255	10,644,577	35%	20,167,678	0
Health	8,450,000	7,970,000	1,871,060	23%	6,098,940	762,500
Mine Action	1,930,000	1,790,000	661,269	37%	1,128,731	0
Protection/Human Rights/Rule of Law	6,887,966	7,187,966	5,335,094	74%	1,852,872	0
Sector not yet specified	0	0	600,000	0%	-600,000	0
Security	4,446,501	4,446,501	1,483,046	33%	2,963,455	0
Shelter and Non-Food Items	6,380,018	6,380,018	2,096,920	33%	4,283,098	0
Water and Sanitation	840,000	910,000	0	0%	910,000	0
Agriculture	5,301,158	5,301,158	950,000	18%	4,351,158	0
Total	88,315,079	81,940,805	34,889,142	43%	47,051,663	1,104,700



Contact

Mr. Stephen Tull
Head of Office, OCHA, Moscow
Tel: + 7 495 956 64 05
Email: tulls@un.org

ANNEX I.

ACRONYMS AND ABBREVIATIONS

AAH	Action Against Hunger
AARREC	Agence d'Assistance aux Rapatriés et Réfugiés au Congo
ACF	Action Contre la Faim
ACH	Acción Contra el Hambre
ACTED	Agence d'Aide à la Coopération Technique Et au Développement
ADDE	Association pour la défense des droits de l'enfant
ADEN	African Development Network
ADID	Action pour le Développement Intégral et Durable
ADIF-MANIEMA	Association pour le développement des initiatives féminines
ADRA	Adventist Development and Relief Agency
AET	Africa Educational Trust
AFILMA	Association des Femmes Intellectuelles et Lettrées au Maniema
AFUV	Association Femmes Unies pour la Vie
AHA	Africa Humanitarian Action
AIDC	Action et Initiatives pour le Développement Communautaire
ALISEI	Associazione per la cooperazione internazionale e l'aiuto umanitario
ALUDROFE	Association de lutte pour la promotion et la défense des droits de la femme et de l'enfant
AMI FR	Aide Médicale Internationale - France
AMURT (Switzerland)	Ananda Marga Universal Relief Team (Switzerland)
ANDP	Aid for Needy Development Programme
ANERA	American Near East Refugee Aid
ANPPCAN	African Network for the Prevention and Protection Against Child Abuse and Neglect in Zimbabwe
ARC	American Refugee Committee
ARM	African Revival Ministries
ASAP	A Self Help Assistance Program
ASF	Aviation Sans Frontières
ASI	Air Serv International
ASMEDI	Appui à la Santé, aux Messageries, au Développement et au traitement des Informations
ATGL	Antenna Technologies Grands Lacs
ATLAS	Atlas Logistique
ATP	Achieving the Potential
AVB	Afrique Verte Burkina
ASF-B	Aviation Sans Frontières Belgique/Piloten zonder Grenzen Belgie
AVM	Afrique Verte Mali
AVSI	Associazione Volontari per il Servizio Internazionale
BAAD	Bureau d'appui et d'accompagnement au développement
BDD/KINDU	Bureau Diocésain de Développement de Kindu
BDOM	Bureau des œuvres médicales diocésaines
CADI	Centre Pour L'Autosuffisance et le Développement Intégré
CAM	Comité d'Aide Médicale
CARE	Cooperative for Assistance and Relief Everywhere
CAREO	Centre des abandonnés et de Réintégration des enfants orphelins
CCF	Christian Children's Fund
CCIJ	Cadre de Concertation des Intervenants en Faveur de la Jeunesse en Difficulté
CDES	Career Development Education Support
CDJP	Commission diocésaine justice et paix
CEDE	Centre for Democratic Empowerment
CEFEDA	Centre d'encadrement des femmes et enfants déshérités pour l'auto promotion
CEK	Communauté Evangélique au Kwango
CEMIR INTERNATIONAL	Commission d'Entraide pour les Migrants et les Réfugiés International
CENAP	Centre d'Alerte et de Prévention des Conflits
CESVI	Cooperazione e Sviluppo
CHFI	Cooperative Housing Foundation International

CI	Civic Initiative
CINS	Cooperazione Italiana Nord Sud
CIRID	Centre Indépendant de Recherches et D'initiatives pour le Dialogue
CISP	Comitato Internazionale per lo Sviluppo dei Popoli
CISV	Comunita Impegno Servizio Volontariato
CL	Candle Light
CMA	Christian Mission Aid
CMND	Concerned Muslims for National Development
CNDSC	Centre Notre dame du sacré cœur
COLFADHEMA	Collectif des Femmes Actrices de Développement et de Défense des Droits de l'Enfant, de la Femme et de la Mère en Afrique
CONGOLIA	Collectif des ONGs libres et autonomes
COOPI	Cooperazione Internazionale
CORD	Christian Outreach Relief and Development
CP/23è CEC	Coordination des projets: 23è Communauté évangélique du Congo
CPAR	Canadian Physicians for Aid and Relief
CREDD	Centre de rééducation pour l'Enfance délinquante et défavorisée
CRIC	Centro Regionale d'Intervento per la Cooperazione
Croix Rouge RDC	Croix Rouge République Démocratique du Congo
CRONGD	Conseil régional des organisations non gouvernementales
CRS	Catholic Relief Services
CUAMM	Collegio Universitario Aspirante e Medici Missionari
DACHICARE	Dananai Child Care Organisation
Danchurchaid	Danish Church Aid
DEPROSC/Nepal	Development Project Service Centre/Nepal
DIAL	Development Initiatives Access Link
DRC	Danish Refugee Council
DSHZT	Dialogue on Shelter for the Homeless in Zimbabwe Trust
EAI	Education Action International
ECREP	Evangelical Children Rehabilitation Programme
EM/DH	Enfants de Monde/Droits de l'Homme - France
EMSF	Enfance Meurtrie sans Frontières
ERM	Enfants Réfugiés du Monde
ESDIHB	Equipe de soutien au développement intégral humanitaire et de la biodiversité
FAO	Food and Agriculture Organization
FAR	Fellowship for African Relief
FCTZ	Farm Community Trust of Zimbabwe
FD	Fondation Damien
FERDEC	Femmes dans la reconstruction pour le développement du Congo
FH	Food for the Hungry
FOLECO	Fédération des ONGs laïques à Vocation Economique du Congo
FSD	Fondation suisse pour le Déminage
GAA (DWH)	German Agro Action (Deutsche Welthungerhilfe)
GASHE	Groupe d'Action pour Sauver l'Homme et son Environnement
GH	Green Hope
GHF	Global Health Foundation
GLSG	Gulu Landmine Survivors Group
GTZ	Deutsche Gesellschaft für Technische Zusammenarbeit
HBM	Haki za Binadamu
HDO	Humanitarian Development Organization
HI	Handicap International
HI B	Handicap International Belgium
HI/France	Handicap International/France
HISAN - WEPA	Emergency Pastoralist Assistance Group
HOSPAZ	Hospice Association of Zimbabwe

HRGSH	Human Rights Group To Save Humanity
IARA	Islamic African Relief Agency
IASC	Inter-Agency Standing Committee
IAS	International Aid Sweden
IBRD	International Bank for Reconstruction & Development (World Bank)
ICG	Initiative congolaise pour la Gestion autonome des populations
ICG	Initiative congolaise pour le sauvetage de population de Goma
ICRC	International Committee of the Red Cross
ICTJ	International Centre for Transitional Justice
IFRC	International Federation of Red Cross and Red Crescent Societies
IJAD	Initiation des jeunes aux activités de développement
ILO	International Labour Organization
IMC	International Medical Corps
IOM	International Organization for Migration
IRC	International Rescue Committee
IRD	International Relief and Development
IRIN	Integrated Regional Information Network
ISDR	International Strategy for Disaster Reduction
ISF Congo	Ingénieurs sans frontières Congo
JGI	Jane Goodall Institute
JJB	Just Joy Bridging
JRS	Jesuit Refugee Service
JUHOUD	<i>Juhoud</i> (effort) for Community and Rural Development
JVSF	Jeunesse Volontaire Sans Frontières
LIPEDM	Ligue de Protection de l'Enfant et le Développement des mamans
LUSH	Liberians United To Save Humanity
LWF	Lutheran World Federation
MAG	Mine Advisory Group
MALAO	Movement Against Small Arms in West Africa
MAP	Medical Aid for Palestinians
MCI	Mercy Corps International
MDA	Manicaland Development Association
MDM	Médecins du Monde/Medicos del Mundo
MEC	Medicos en catastrophe
MEMISA	Medische Missie Samenwerking
MENTOR	Malaria Emergency Technical and Operational Response (Johns Hopkins Univ.)
MERLIN	Medical Emergency Relief International
MH e.V.	Malteser Hilfsdienst e.V.
MPA	Messagers de la paix en Afrique
MSF	Médecins Sans Frontières
NCA	Norwegian Church Aid
NCDM	Nepal Centre for Disaster Management
NHZ	New Hope Zimbabwe
NNA	Nturengaho Association
NORWAC	Norwegian Aid Committee
NRC	Norwegian Refugee Council
NRCS	Nepal Red Cross Society
NSET	National Society for Earthquake Technology
OA	Orphan's Aid
OCHA	Office for the Coordination of Humanitarian Affairs
ODAG	Organisation pour le Développement de l'Archidiocèse de Gitega
OHCHR	Office of the High Commissioner for Human Rights
OPF	Organisation Paysanne contre la faim
ORAP	Organisation of Rural Associations for Progress

ORCHC	Office of the Resident and Humanitarian Coordinator
OXFAM	Oxford Committee for Famine Relief
PA	Practical Action (formerly Intermediate Technology Development Group) (formerly ITDG)
PAI	Partner Aid International
PARC	Palestinian Agricultural Relief Committees
PCC	Presbyterian Children's Club
PCI	Pastoralist Consultants International
PHG	Palestinian Hydrology Group
PMRS	Palestinian Medical Relief Society
PPSSP	Programme de Promotion de Soins de Santé Primaires
PRCS	Palestinian Red Crescent Society
Pronanut	Programme national de nutrition
PSF	Pharmaciens sans frontières
PSI	Population Services International
PU	Première Urgence
RFP	Réseau Femmes et Paix
RHF	Rufaid Health Foundation
SAC	Survey Action Centre
SADO	Social Life and Agricultural Development Organisation
SAFIRE	Southern Alliance for Indigenous Resources
SAHRIT	Human Rights Trust of Southern Africa
SC	Save the Children
SCG	Search for Common Ground
SCN	Save the Children, Norway
SECADEV	Secours Catholique et Développement
SENAD	Consortium of National Partners in Education
SIDO	Sub-Saharan International Development Organization
SNNC	Somalia National NGO Consortium
SOCADIDO	Soroti Catholic Diocese Integrated Development Organisation
SOCOODEFI	Société de coopération pour le développement de fizi
SOFED	Solidarité des femmes en difficultés
SOFIBEF	Solidarité des Femmes de Fizi pour le Bien-être Familial
SOLO	Sudan Open Learning Organisation
SOS	SOS Children's Villages
STF	Straight Talk Foundation
UEF	Unité pour l'encadrement des femmes
UNAIDS	Joint United Nations Programme on HIV/AIDS
UNDP	United Nations Development Programme
UNDSS	United Nations Dept of Safety and Security (previously UNSECOORD)
UNEP	United Nations Environment Programme
UNESCO	United Nations Educational, Scientific and Cultural Organization
UNFPA	United Nations Population Fund
UN-HABITAT	United Nations Centre for Human Settlements
UNHAS	United Nations Humanitarian Air Service
UNHCR	United Nations High Commission for Refugees
UNICEF	United Nations Children's Fund
UNIFEM	United Nations Development Fund for Women
UNJLC	United Nations Joint Logistics Centre
UNMACC (DRC)	United Nations Mine Action Coordination Centre (DR Congo)
UNMAS	United Nations Mine Action Service
UNMIL/CAU	UN Mission in Liberia/Corrections Advisory Unit
UNODC	United Nations Office for Drug Control
UNOPS	United Nations Office for Project Services
UNOSAT	United Nations Satellite
UNRWA	United Nations Relief and Works Agency for Palestine Refugees in the Near East

UPHB	Union Des Personnes Handicapées Du Burundi
UWAKI	Umoja wa wamama wa Kivu
VIA	Visions in Action
VSF	Vétérinaires sans Frontières
VT	Vision Terudo
WE	World Education
WFP	World Food Programme
WHO	World Health Organization
WV	World Vision
ZACH	Zimbabwe Association of Church Related Hospitals
ZNCWC	Zimbabwe National Council for the Welfare of Children

ANNEX II.

2006 CONSOLIDATED & FLASH APPEALS: SUMMARY OF REQUIREMENTS AND FUNDING PER SECTOR

2006 Consolidated & Flash Appeals Summary of Requirements and Funding per Sector <i>as of 23 June 2006</i>					
--	--	--	--	--	--

Compiled by OCHA on the basis of information provided by the respective appealing organisations.

SECTOR	Original Requirements A	Revised Requirements B	Commitments, Contributions, Carryover C	% Covered C/B	Unmet requirements B-C	Uncommitted pledges
Values in US\$						
Agriculture	259,129,481	274,186,428	35,822,181	13%	238,364,247	9,286,005
Coordination & support services	167,069,651	194,562,145	69,985,437	36%	124,576,708	4,742,676
Economic recovery & infrastructure	238,631,792	330,346,254	53,363,627	16%	276,982,627	-
Education	258,025,349	265,527,909	27,216,955	10%	238,310,954	3,182,743
Food	1,417,853,132	1,797,246,088	926,634,481	52%	870,611,607	21,502,805
Health	603,411,753	698,111,312	84,692,974	12%	613,418,338	6,533,389
Mine action	78,492,406	81,141,321	8,966,326	11%	72,174,995	213,018
Multi-sector	522,980,500	522,628,499	172,213,195	33%	350,415,304	9,102,188
Protection/Human rights/Rule of law	235,533,951	243,876,003	48,457,577	20%	195,418,426	2,681,315
Sector not yet specified*	0%	0%	248,162,540	--	-248,162,540	129,863,765
Security	11,330,664	12,161,933	2,779,761	23%	9,382,172	225,564
Shelter / Non-food items	148,264,182	137,606,182	9,558,443	7%	128,047,739	490,687
Water and sanitation	228,166,147	237,856,432	40,901,419	17%	196,955,013	6,625,852
TOTAL	4,168,889,008	4,795,250,506	1,728,754,916	36%	3,066,495,590	194,450,007

*"Sector not yet specified" is used in FTS to contain loosely earmarked commitments and contributions that have yet to be allocated to a specific project or sector.

ANNEX III.

2006 CONSOLIDATED & FLASH APPEALS: SUMMARY OF REQUIREMENTS AND FUNDING PER APPEAL

2006 Consolidated & Flash Appeals Summary of Requirements and Funding per Appeal <i>as of 23 June 2006</i>									
Compiled by OCHA on the basis of written statements from donors and appealing organisations.									

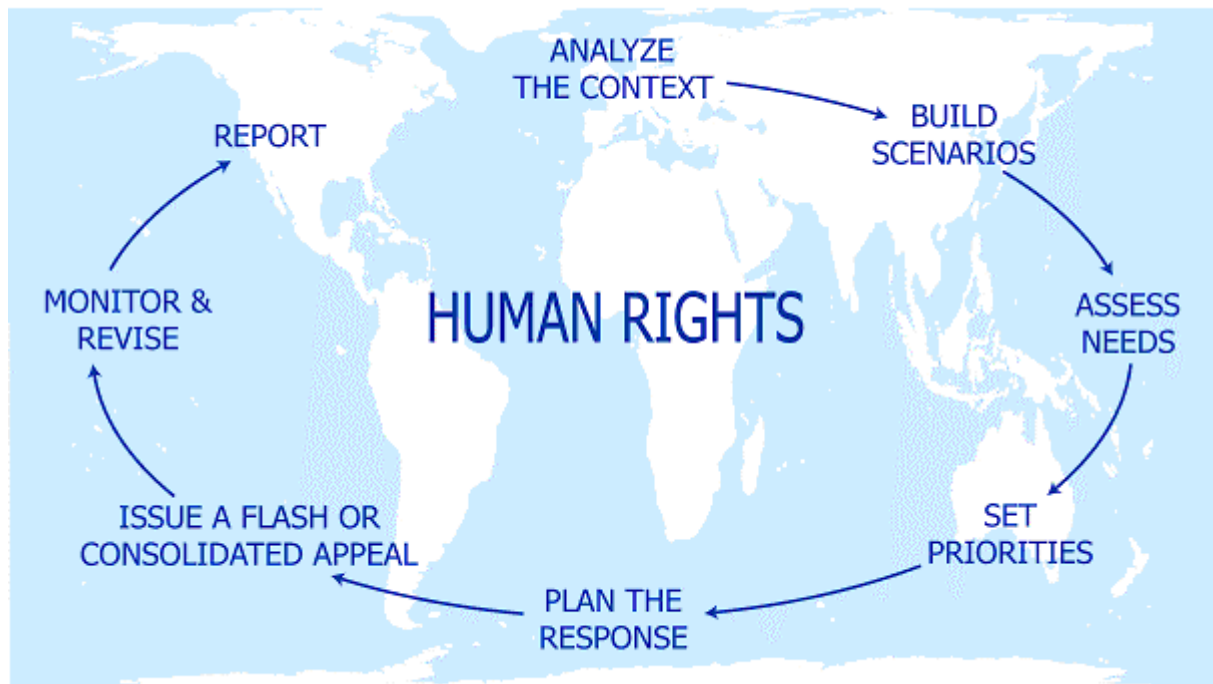
Appeal Values in US\$	Original Requirements A	Revised Requirements B	Funding (Commitments, Contributions, Carry- over) C	% Requirements Covered C/B	Unmet Requirements B-C	Uncommitted Pledges	Humanitarian Funding outside CAP D	Inside CAP as % of Total C/F	Total Humanitarian Aid F(C+D)
Burundi	129,407,889	123,012,389	30,729,677	25%	92,282,712	5,250,673	6,958,499	82%	37,688,176
Central African Republic	46,818,342	35,774,831	13,349,453	37%	22,425,378	2,028,701	2,479,761	84%	15,829,214
Chad	167,069,799	182,132,009	84,143,700	46%	97,988,309	11,048,507	17,082,515	83%	101,226,215
Cote d'Ivoire	40,534,324	43,689,594	12,503,096	29%	31,186,498	1,974,098	3,256,740	79%	15,759,836
DR Congo Action Plan	681,749,578	705,322,770	184,936,010	26%	520,386,760	57,187,913	16,548,465	92%	201,484,475
Great Lakes Region	154,537,282	153,546,211	79,954,894	52%	73,591,317	1,465,638	1,559,855	98%	81,514,749
Guinea	32,874,581	26,518,542	7,485,748	28%	19,032,794	1,000,000	2,433,520	75%	9,919,268
Guinea-Bissau Flash Appeal	3,640,000	3,640,000	1,361,700	37%	2,278,300	128,535	1,554	100%	1,363,254
Horn of Africa	117,671,025	117,671,025	17,179,519	15%	100,491,506	21,151,660	109,758,391	14%	126,937,910
Liberia	120,991,657	144,719,299	40,593,747	28%	104,125,552	436,019	22,437,574	64%	63,031,321
Nepal	64,506,025	68,440,750	40,350,717	59%	28,090,033	2,982,005	8,384,947	83%	48,735,664
occupied Palestinian territory	215,179,371	383,508,566	117,463,901	31%	266,044,665	2,343,819	21,425,375	85%	138,889,276
Republic of Congo	30,542,581	34,159,776	9,164,724	27%	24,995,052	2,303,026	1,483,190	86%	10,647,914
Somalia	174,116,815	323,819,942	150,989,665	47%	172,830,277	3,678,682	21,861,534	87%	172,851,199
Sudan Work Plan *	1,525,490,203	1,661,480,486	394,982,608	24%	1,266,497,878	21,223,750	179,338,285	69%	574,320,893
Timor-Leste Flash Appeal	18,882,168	19,615,868	9,182,706	47%	10,433,162	11,573,871	1,180,995	89%	10,363,701
Uganda	222,603,257	267,231,201	137,037,107	51%	130,194,094	10,735,487	24,295,501	85%	161,332,608
West Africa	145,603,737	243,262,836	124,354,546	51%	118,908,290	5,524,384	8,950,409	93%	133,304,955
Zimbabwe	276,670,374	257,704,411	111,966,162	43%	145,738,249	3,264,001	95,342,276	54%	207,308,438
Central Emergency Response Fund (uncommitted balance)			161,025,236	#	-161,025,236	29,148,638			
TOTAL	4,168,889,008	4,795,250,506	1,728,754,916	36%	3,066,495,590	194,450,007	544,779,386	74%	2,112,509,066

Pledge: a non-binding announcement of an intended contribution or allocation by the donor. ("Uncommitted pledge" on these tables indicates the balance of original pledges not yet committed.)
Commitment: creation of a legal, contractual obligation between the donor and recipient entity, specifying the amount to be contributed.
Contribution: the actual payment of funds or transfer of in-kind goods from the donor to the recipient entity.

* Humanitarian Action Component of the Sudan Work Plan

This image shows a single sheet of white paper with horizontal ruling lines. The lines are evenly spaced and run across the width of the page. There are no margins, text, or other markings on the paper.

CAP - Aid agencies working together to:



<http://www.humanitarianappeal.net>

OFFICE FOR THE COORDINATION OF HUMANITARIAN AFFAIRS (OCHA)
PALAIS DES NATIONS
8-14 AVENUE DE LA PAIX
CH - 1211 GENEVA

CONTACT: MR. ROBERT SMITH
TEL: (41 22) 917.1695
E-MAIL: CAP@UN.ORG
[HTTP://WWW.HUMANITARIANAPPEAL.NET](http://WWW.HUMANITARIANAPPEAL.NET)