



**United Nations
Conference
on Trade and
Development**

Distr.
GENERAL

TD/B/C.5/ORIGIN/125
15 April 2002

Original: ENGLISH

TRADE AND DEVELOPMENT BOARD

GENERALIZED SYSTEM OF PREFERENCES

Rules of origin

Note by the UNCTAD secretariat

This document contains relevant extracts from a communication received from the Republic of Moldova.


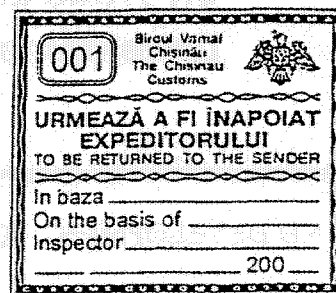

"... set of documents from the Customs Department of the Republic of Moldova concerning the notification of the new custom seal specifications officially in use as of 01.09.2001(annexes I, page 1 and II, pages 1-2), as well as to inform that the previously used custom seal specifications (annexes I, page 2 and III page 1) are invalid as of 31.08.2001...".



GE. ★ 2 0 0 2 0 5 0 7 3 8 ★

ENG

**Mostrele ștampilelor noi ale serviciului vamal
al Republicii Moldova puse în circulație la 01.09.2001**



1:1

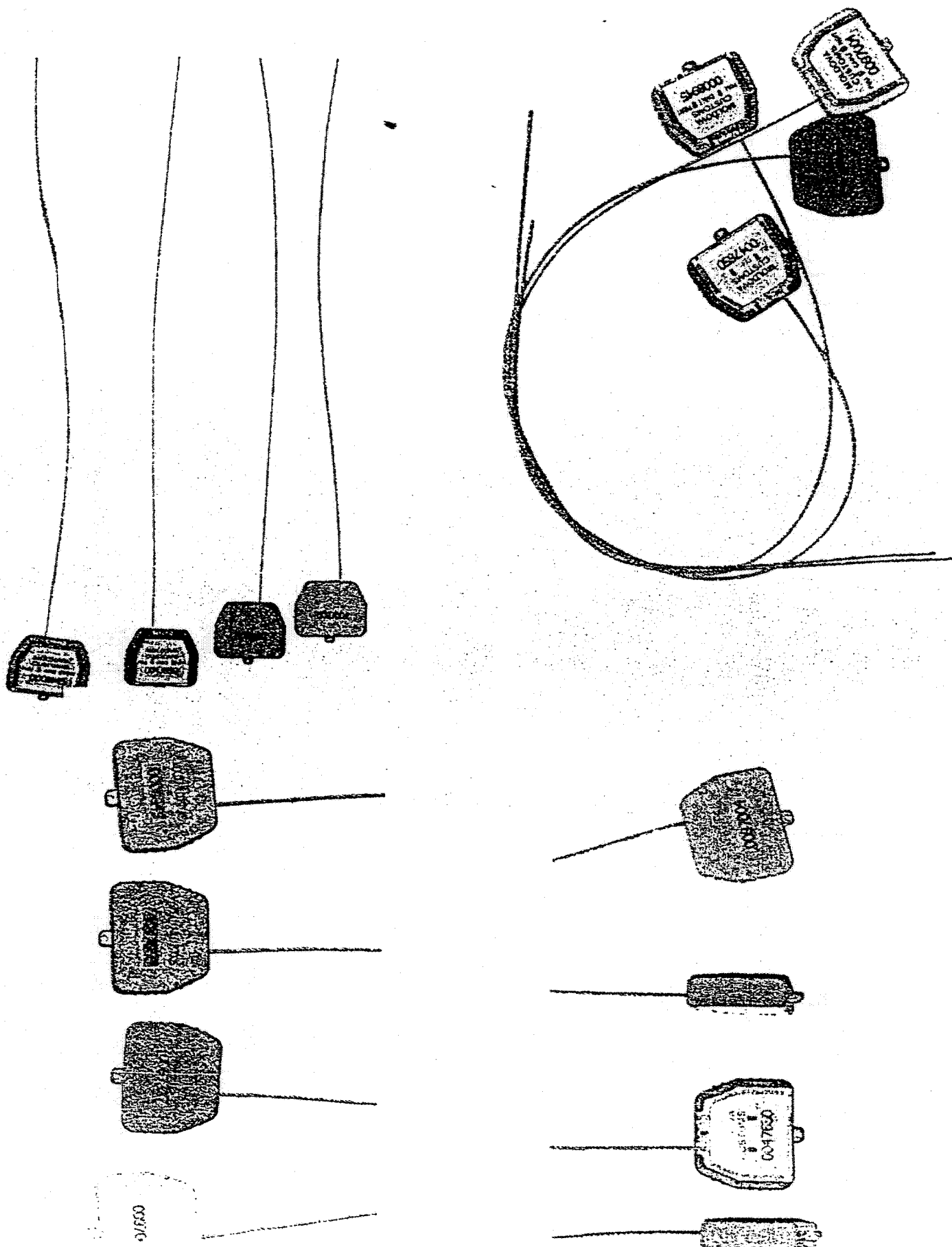


1:2

*

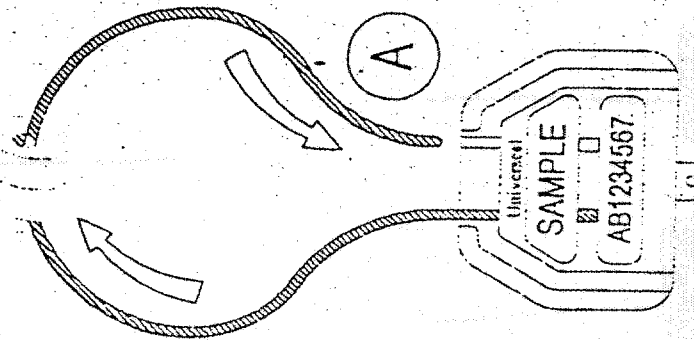
Continutul textual al mostrelor ștampilelor nominalizate va corespunde denumirilor următoarelor birouri vamale ale Republicii Moldova: The Aeroport Customs (Biroul Vamal Aeroport); The Basarabeasca Customs (Biroul Vamal Basarabeasca); The Balt Customs (Biroul Vamal Bălți); The Bender Customs (Biroul Vamal Bender); The Briceni Customs (Biroul Vamal Briceni); The Cahul Customs (Biroul Vamal Cahul); The Comrat Customs (Biroul Vamal Comrat); The Costesti Customs (Biroul Vamal Costesti); The Chisinau Customs (Biroul Vamal Chisinau); The ZAL Chisinau Customs (Biroul vamal ZAL Chisinau); The Leuseni Customs (Biroul Vamal Leuseni); The Ocnita Customs (Biroul Vamal Ocnita); The Ribnita Customs (Biroul Vamal Ribnita); The Sculeni Customs (Biroul Vamal Sculeni); The Soroca Customs (Biroul Vamal Soroca); The Ungheni Customs (Biroul Vamal Ungheni); The Giurgiulesti Customs (Biroul Vamal Giurgiulesti).

Mostrele sigiliilor noi ale serviciului vamal
al Republicii Moldova puse în circulație la 01.09.2001



FlexiGrip 150 (F150) Cable Seal - Application Instruction.

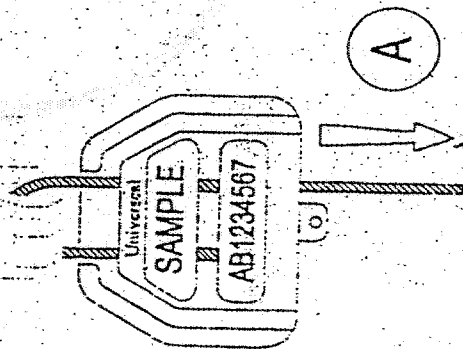
Step 1



A. Insert loose end of cable into / around item to be sealed

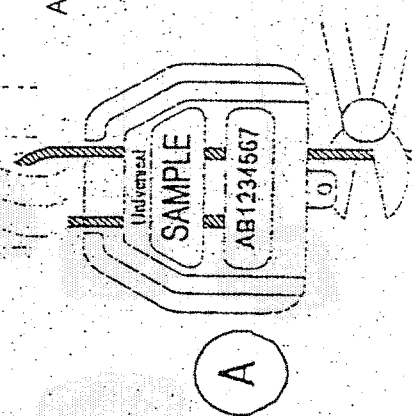
Then insert loose end of cable into the seal body as illustrated.

Step 2



A. Pull end of the cable as tight as possible, leaving minimal or no free play between the item sealed and the seal body.

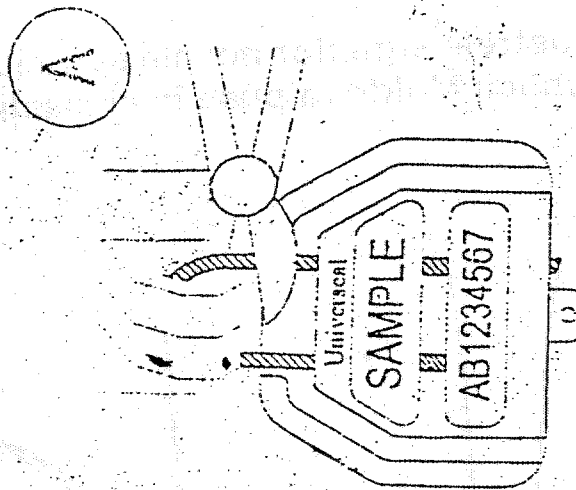
Step 3



A. Tug the seal body to ensure locking integrity. The loose end of the cable must be cut off for security purposes.

The consignment is now properly sealed.

Removal Instruction.



A. Before removing the seal, check for any form of tampering.

Seal can be removed by cutting the cable between the sealed item and the seal body as illustrated.

Mostrele ștampilelor vechi ale serviciului vamal
al Republicii Moldova scoase din circulație din 31.08.2001

Государственный таможенный
комитет ПМР
Тираспольская таможня

ИМПОРТ
Товар акцизный
открыть в присутствии
таможни
«___» _____ 200__ г.
Инспектор _____



ГТК ПМР
БЕНДЕРСКАЯ
ТАМОЖНЯ



ГТК ПМР
ДУБОССАРСКАЯ
ТАМОЖНЯ

ГТК ПМР
БЕНДЕРСКАЯ ТАМОЖНЯ
Входящий № _____
«___» _____ 200__ г.




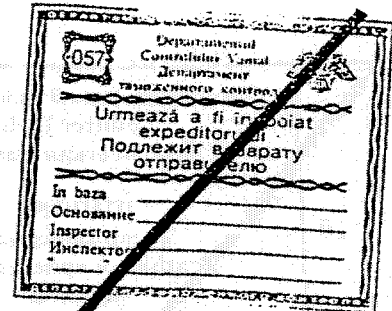



ГТК ПМР
БЕНДЕРСКАЯ ТАМОЖНЯ
Исходящий № _____
«___» _____ 200__ г.



* Mostrele ștampilelor nominalizate de considerat nevalabile indiferent de conținutul lor textual.

Mostrele ștampilelor vechi ale serviciului vamal
al Republicii Moldova scoase din circulație din 31.08.2001



* Mostrele ștampilelor nominalizate de considerat nevalabile indiferent de conținutul lor textual.