



**Executive Board
of the
United Nations
Development Programme
and of the
United Nations
Population Fund**

Distr.
GENERAL

DP/1998/17/Add.7
11 May 1998

ORIGINAL: ENGLISH

Annual session 1998
8-19 June 1998, Geneva
Item 8 of the provisional agenda

ANNUAL REPORT OF THE ADMINISTRATOR FOR 1997 AND RELATED MATTERS

STATISTICAL ANNEX



CONTENTS

	<u>Page</u>
List of abbreviations	3
Table 1. Total income received from Governments and other contributors, 1996-1997	5
Chart 1. UNDP: Total expenditures on field programme activities, 1982-1997	7
Chart 2. UNDP: Core resources - expenditures on field programme activities, 1982-1997.....	8
Chart 3. Funds and programmes administered by UNDP: expenditures, 1982-1997.....	9
Table 2. UNDP at a glance, the ten-year record, 1988-1997.....	10
Table 3. Field programme expenditures by source of funds, region and expenditure component, 1996-1997.....	12
Table 4. Programme expenditures by country and by UNDP account, 1996-1997	13
Table 5 (a). Funds and programmes administered by UNDP: expenditures by country or area, 1997	18
Table 5 (b). Breakdown of expenditures by country or area of other funds (column 14 of table 5(a)), 1997	22
Table 6. Funds and programmes administered by UNDP: expenditures by executing agency and by country or area, 1997	27

ABBREVIATIONS

AfDB	African Development Bank
AFESD	Arab Fund for Economic and Social Development
ANC	African National Congress
AOS	Administrative and operational services
AsDB	Asian Development Bank
ATMS	Africa Training and Management Services
AusAID	Australian Agency for International Development
CARERE	Cambodia Rehabilitation and Reintegration Programme
CDAP	Comprehensive Disabled Afghans Programme
COHRED	Council on Health Research and Development
DEVNET	Development Network
DPI	United Nations Department of Public Information of the United Nations Secretariat
EBRD	European Bank for Reconstruction and Development
ECA	Economic Commission for Africa
ECE	Economic Commission for Europe
ECLAC	Economic Commission for Latin American and the Caribbean
EEC	European Economic Commission
ESCAP	Economic and Social Commission for Asia and the Pacific
ESCWA	Economic and Social Commission for Western Asia
FAO	Food and Agriculture Organization of the United Nations
FMLN	Frente Farabundo Martí para la Liberación Nacional
GCCC	Government cash counterpart contribution
GEF	Global Environment Facility
GLO/INT	Global and interregional
GVT	Government
IAEA	International Atomic Energy Agency
ICAO	International Civil Aviation Organization
ICARA	International Conference on Assistance to Refugees in Africa
IFC	International Finance Corporation
ILO	International Labour Organization
IMF	International Monetary Fund
IMO	International Maritime Organization
IMPACT	International Initiative Against Avoidable Disablement
IOM	International Organization for Migration
IPF	Indicative planning figure
ITC	International Trade Centre
ITU	International Telecommunication Union

JAIDO	Japan International Development Organization
LIFE	Local Initiative Facility for Urban Environment
NATCAP	National Technical Cooperation Assessment and Programme Activities
NEX	National execution
NGO	Non-governmental organization
OHADA	Organisation pour l'harmonisation en Afrique du droit des affaires
PPB	Pilot Programme Brazil
SIS	Special Industrial Services
SMF/LDC	Special Measures Fund for the Least Developed Countries
SPPD/TSS1	Support for policy and programme development / technical support services, line 1
SPR	Special Programme Resources
STS/TSS2	Support for technical services / technical support services, line 2
TCDC	Technical cooperation among developing countries
TIPS	Trust Fund for Technological Information Pilot System
TRAC	Target for resource assignment from the core
UNCDF	United Nations Capital Development Fund
UNCED	United Nations Conference on Environment and Development
UNCHS	United Nations Centre for Human Settlements (HABITAT)
UNCTAD	United Nations Conference on Trade and Development
UNDP	United Nations Development Programme
UNESCO	United Nations Educational, Scientific and Cultural Organization
UNETPSA	United Nations Educational and Training Programme for Southern Africa
UNFSTD	United Nations Fund for Science and Technology for Development
UNICEF	United Nations Children's Fund
UNIDO	United Nations Industrial Development Organization
UNIFEM	United Nations Development Fund for Women
UNITAR	United Nations Institute for Training and Research
UNOPS	United Nations Office for Project Services
UNRFNRE	United Nations Revolving Fund for Natural Resources Exploration
UNROB	United Nations Special Relief Office in Bangladesh
UNSO	Office to Combat Desertification and Drought (formerly the United Nations Sudano-Sahelian Office)
UNV	United Nations Volunteers
UPU	Universal Postal Union
WHO	World Health Organization
WIPO	World Intellectual Property Organization
WMO	World Meteorological Organization
WTO	World Tourism Organization

Table 1. Total income received from Governments and other contributors, 1996-1997
(United States dollars)

	1996	1997
UNDP		
Voluntary pledges received ^{a/}	847 951 596	760 965 038
SMF/LDC	6 392	7 062
Cost-sharing contributions	800 831 205	941 029 319
Government cash counterpart contributions	9 981 194	8 086 229
Contributions to local office costs ^{a/}	19 308 541	20 774 063
Extrabudgetary activities	19 220 692	6 139 485
Trust funds established by the Administrator, excluding GEF	215 102 453	186 605 215
GEF Trust Fund	60 465 969	51 035 599
Subtotal	1 972 868 042	1 974 642 010
MANAGEMENT SERVICE AGREEMENTS	162 840 068	152 844 786
Subtotal	162 840 068	152 844 786
UNCDF		
Voluntary pledges received	34 759 884	33 871 924
Sub-trust funds	-	259 334
Cost-sharing	223 235	118 540
Subtotal	34 983 119	34 249 798
UNRFNRE		
Voluntary pledges received	1 338 829	132 740
Sub-trust funds	-	-
Cost-sharing	-	-
Subtotal	1 338 829	132 740
UNSO		
Voluntary pledges received	-	(5 613)
Sub-trust funds	(317 883)	226 280
Cost-sharing	3 235 695	1 111 838
Management services	(242 143)	(202 786)
Subtotal	2 675 669	1 129 719
UNSO (new mandate)		
Voluntary pledges received	893 119	1 103 295
Sub-trust funds	2 598 376	1 652 313
Cost-sharing	1 731 955	1 707 423
Management services	173 115	351 563
Subtotal	5 396 565	4 814 594

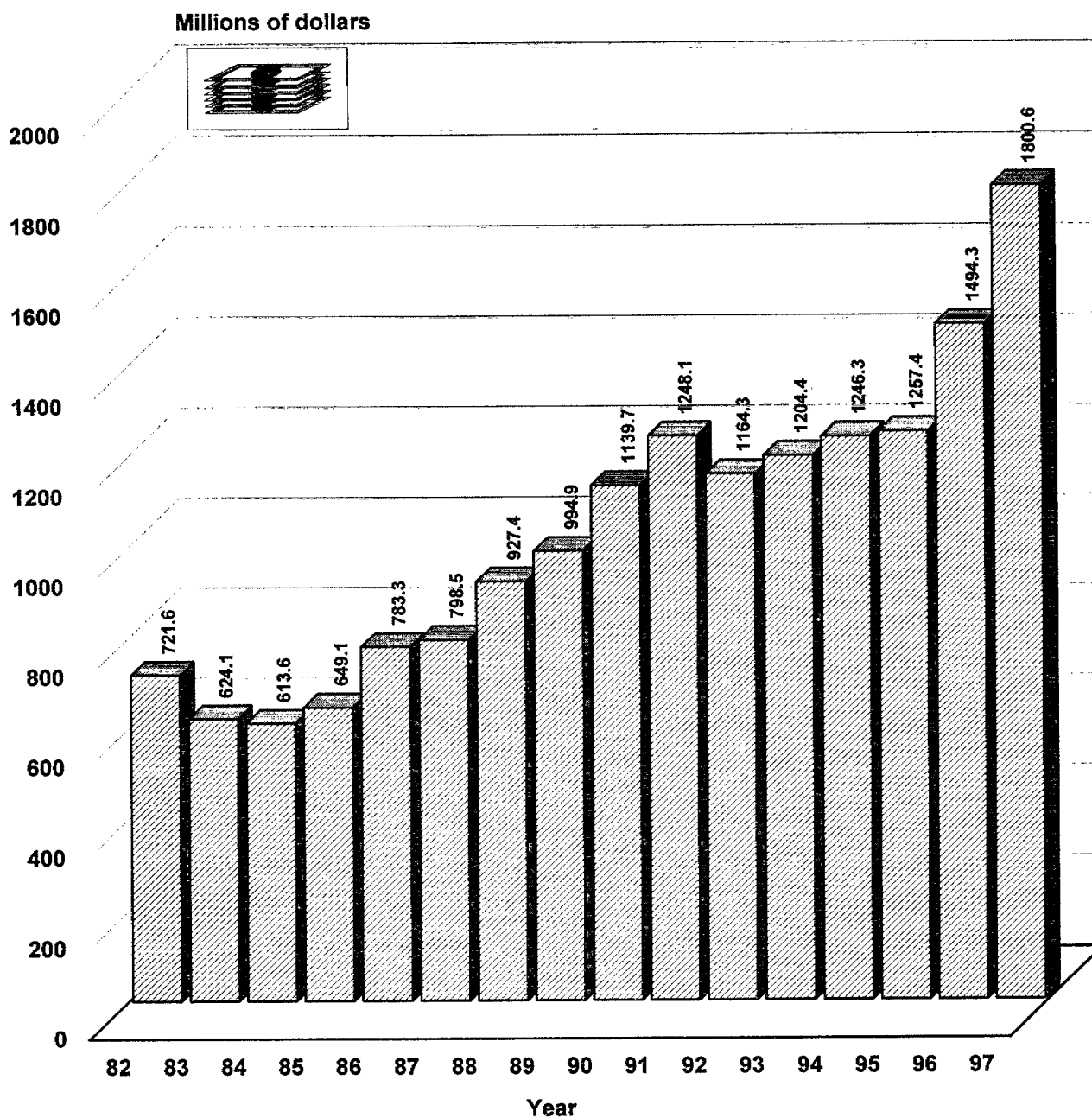
Table 1 (continued)

	1996	1997
UNV		
Voluntary pledges received	5 004 563	3 187 890
Sub-trust funds	8 161 249	7 339 471
Cost-sharing	-	252 622
Subtotal	13 165 812	10 779 983
UNFSTD		
Voluntary pledges received	98 977	78 715
Sub-trust funds	-	-
Cost-sharing	44 002	-
Subtotal	142 979	78 715
UNIFEM		
Voluntary pledges received	13 113 733	12 177 375
Sub-trust funds	419 901	474 622
Cost-sharing	2 996 600	4 153 124
Management services	-	-
Subtotal	16 530 234	16 805 121
UNDP ENERGY ACCOUNT		
Voluntary pledges received	-	-
Sub-trust funds	-	-
Cost-sharing	907 843	1 287 545
Subtotal	907 843	1 287 545
UNDP STUDY PROGRAMME		
Voluntary pledges received	30 000	22 450
Subtotal	30 000	22 450
TOTAL	2 210 879 160	2 196 787 461

^{a/} Amounts received after applying an accounting linkage between voluntary contributions and local office costs of \$5,637,059 for 1997.

Source: Contributions Unit, Treasury Section, Bureau for Finance and Administrative Services, UNDP.

Chart 1. UNDP: Total expenditures on field programme activities, 1982-1997



Note: Total UNDP expenditures on field programme activities is the sum of expenditures from central resources and administered funds (charts 2 and 3).

Chart 2. UNDP: Core resources - expenditures on field programme activities, 1982-1997

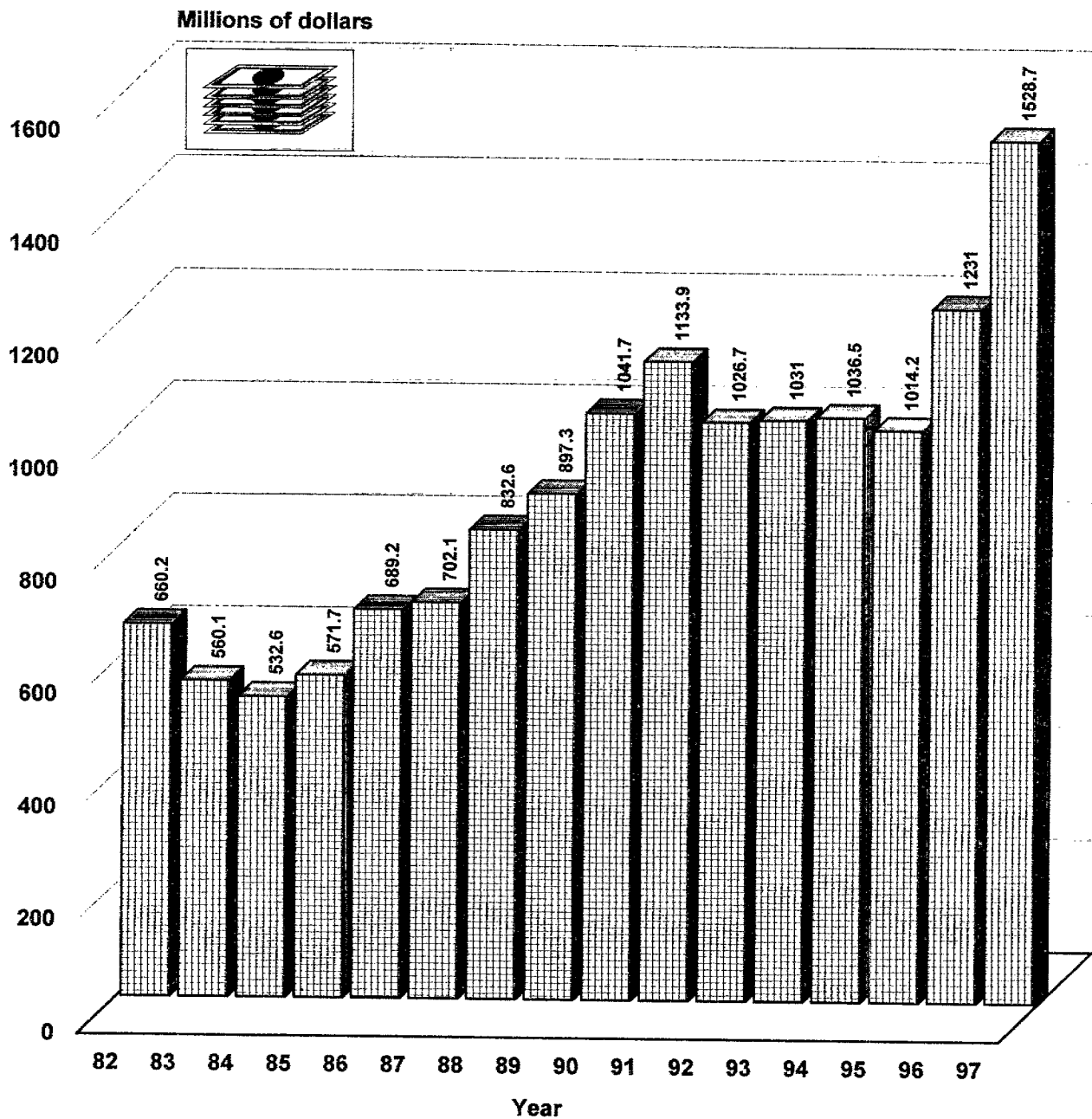


Chart 3. Funds and programmes administered by UNDP: expenditures, 1982-1997

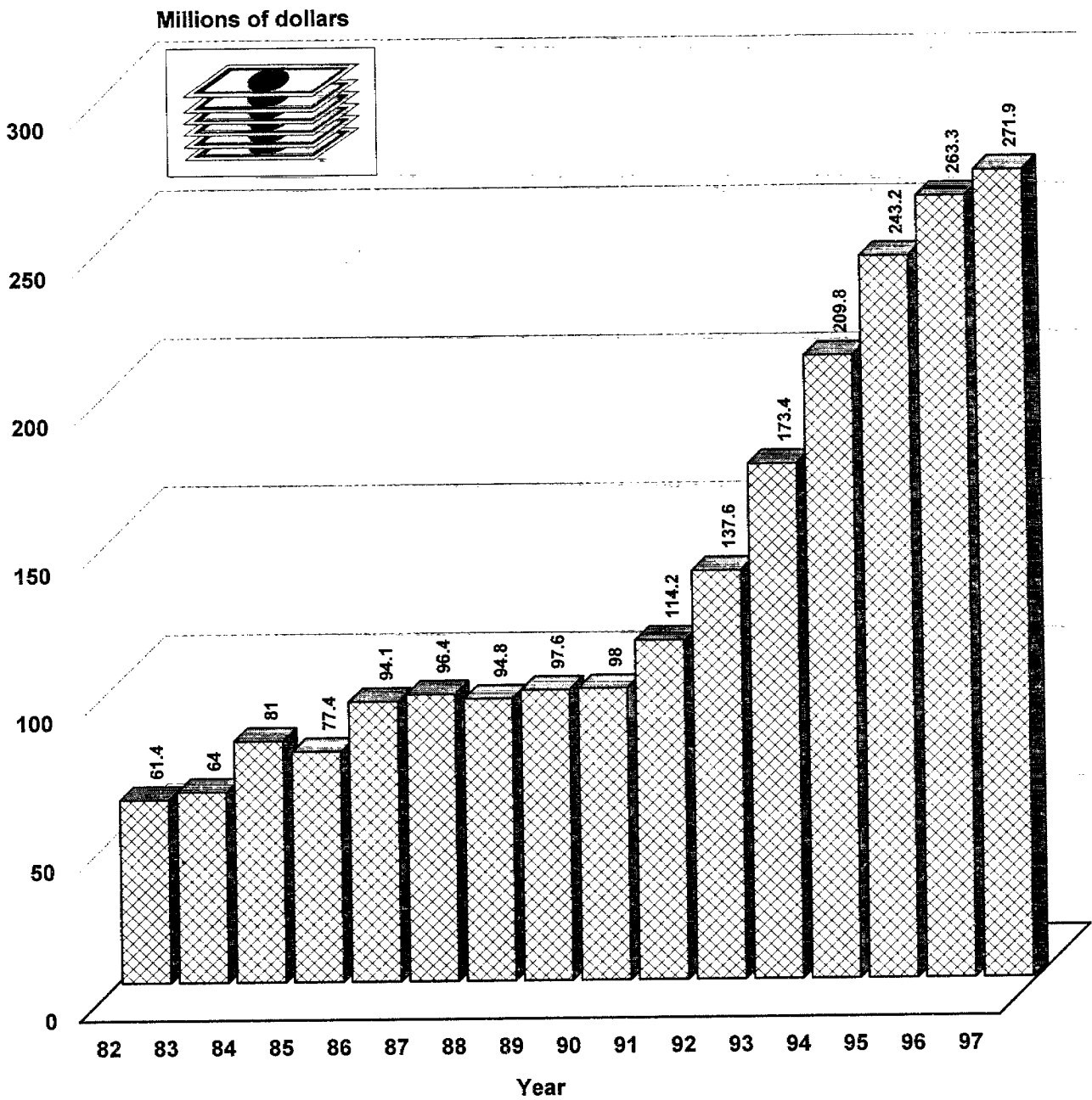


Table 2. UNDP at a glance, the ten-year record, 1988-1997
(millions of United States dollars)

	1988	1989	1990	1991	1992	1993	1994	1995	1996	1997
PROGRAMME FINANCING: 1988-1997										
Voluntary contributions pledged	945.2	947.5	1 041.8	1 030.2	1 079.4	801.1	967.4	904.2	849.3	766.9
Income										
Voluntary contributions received	931.0	932.5	1 001.5	948.9	1 177.9	890.9	928.4	899.8	847.9	760.9
Cost-sharing	115.1	118.4	169.2	218.8	293.8	375.9	596.4	601.0	800.8	941.0
Other contributions	24.7	24.3	16.6	10.6	11.3	12.3	10.5	8.1	10.0	10.9
Miscellaneous	92.3	78.7	174.3	61.6	45.3	71.6	106.5	115.6	100.4	73.6
Total income	1 163.1	1 153.9	1 361.6	1 239.9	1 528.3	1 350.7	1 641.8	1 624.5	1 759.1	1 786.4
Expenditures										
Programme expenditures ^{a/}	832.6	903.4	1 043.2	1 133.9	1 026.7	1 031.0	1 036.5	1 014.2	1 231.0	1 528.7
Programme and agency support costs	102.4	105.5	118.0	136.8	125.5	93.4	82.9	59.5	53.3	52.8
Programme support and development activities	10.5	13.0	17.5	21.4	30.3	33.3	35.4	41.2	42.7	-
Support to United Nations operational activities	28.2	33.1	37.9	43.6	43.5	45.8	41.9	46.6	45.4	-
Biennial budget ^{b/}	135.8	151.2	171.9	203.4	194.0	200.7	192.6	217.2	214.9	-
Biennial support budget ^{c/}	-	-	-	-	-	-	-	-	-	302.4
Total expenditures	1 108.5	1 206.2	1 388.5	1 539.1	1 420.0	1 404.2	1 389.3	1 378.7	1 587.3	1 883.9
United Nations										
ILO	94.0	101.7	117.7	117.2	85.4	61.7	48.2	33.5	31.9	35.6
FAO	57.3	61.3	67.0	75.0	66.8	51.5	34.1	26.0	18.2	24.6
UNESCO	155.0	165.3	176.0	173.1	129.3	94.7	68.2	48.9	33.3	32.9
WHO	30.7	31.8	32.9	32.5	21.8	18.0	9.7	10.9	8.5	9.6
ICAO	20.2	20.2	24.9	25.8	20.9	15.5	14.2	13.9	11.3	12.1
WMO	37.5	35.2	32.4	30.9	25.2	18.0	33.9	41.1	36.4	40.7
IAEA	13.1	15.1	16.8	15.6	12.0	7.3	2.7	1.6	1.2	1.1
IMO	2.9	2.9	2.7	1.5	0.5	1.0	1.3	1.3	1.0	1.3
ITU	5.7	5.9	5.4	5.5	3.5	2.7	0.8	0.4	-	-
UNDP	22.1	26.3	27.2	25.0	13.8	7.3	4.4	4.6	3.2	2.6
UNOPS ^{d/}	79.5	89.0	121.2	175.5	173.6	167.4	136.6	1.1	0.3	13.7
UNIDO	-	-	-	-	-	-	-	137.3	162.9	187.6
UNCTAD	76.7	79.2	94.3	76.1	57.1	43.0	27.2	20.4	18.9	14.0
	8.9	14.7	16.8	13.8	9.9	9.0	8.8	5.4	4.0	3.8

Table 2 (continued)

	1988	1989	1990	1991	1992	1993	1994	1995	1996	1997
UPU	2.1	2.5	3.1	2.7	2.2	1.4	0.6	0.2	0.4	0.4
WORLD BANK	56.3	57.5	73.7	76.0	63.7	45.5	34.5	23.5	11.6	8.4
EBRD	-	-	-	-	-	0.4	0.7	0.2	-	-
AfDB	1.0	2.4	1.2	1.3	0.3	0.2	0.3	0.4	0.1	0.1
AsDB	6.9	8.7	11.4	9.2	7.4	4.9	4.8	2.1	-	0.2
AFESD	-	-	1.5	1.3	1.2	-	3.9	0.8	0.6	0.6
ECA	6.5	7.4	8.0	11.1	10.7	3.0	(1.9)	0.3	0.8	0.5
ESWA	0.2	0.2	-	0.1	0.3	0.1	-	0.1	0.1	0.2
ESCAP	6.7	9.9	7.7	10.7	4.6	1.1	2.6	1.5	2.5	1.7
ECLAC	1.9	2.5	1.9	1.4	0.9	0.8	0.5	0.4	0.3	0.2
UNV	9.5	12.0	14.0	15.7	16.4	14.6	10.1	10.1	10.1	9.4
National execution	94.7	98.2	125.4	172.7	236.0	406.1	545.1	586.3	840.2	1 095.8
UNCHS	16.0	14.2	20.6	18.5	23.9	21.9	19.0	20.6	15.1	16.9
WIPO	3.0	3.3	2.8	2.5	1.2	1.4	2.0	1.5	0.6	0.4
WTO	1.5	3.0	2.6	2.7	2.5	1.7	1.9	1.8	1.5	1.3
ECE	0.3	0.4	0.5	0.6	0.1	0.1	0.1	0.4	0.9	-
IITC	12.5	14.8	17.3	15.7	8.7	5.2	4.9	3.6	2.8	2.8
IFC	-	-	8.0	10.3	9.3	8.3	5.9	3.4	1.0	0.6
IMF	-	-	1.3	2.7	5.2	4.7	1.9	3.8	4.0	3.3
UNITAR	-	-	-	-	-	-	1.4	0.1	-	-
NGO (DEVNET) ^{a/}	-	-	-	-	-	-	-	-	0.1	0.7
Subtotal ^{b/}	822.7	885.6	1 036.3	1 122.7	1 014.4	1 018.5	1 029.5	1 007.6	1 224.0	1 523.1
GCCC	9.9	11.7	9.7	10.3	12.4	12.5	7.0	6.6	7.0	5.6
Field programme activities (Subtotal + GCCC)	832.6	897.3	1 046.0	1 133.0	1 026.8	1 031.0	1 036.5	1 014.2	1 231.0	1 528.7

^{a/} Includes expenditure for SPPD/TSS1, STS/TSS2 and IPF sub-lines.

^{b/} Activities relating to core and cost-sharing programmes and reimbursement for services provided.

^{c/} Based on the new presentation of the financial statements (budget harmonization), this component includes expenditures previously reported as (a) Programme support and development activities, (b) Support to United Nations operational activities and (c) Biennial budget. Also included is \$6.4 million in programme support to the resident coordinator in accordance with Executive Board decision 95/23, under line 3.1.

^{d/} In 1994 and prior years, expenditures incurred by UNOPS were grouped with those of UNDP.

^{e/} For 1997, this comprises expenditure of \$612,476 for DEVNET, \$113,440 for IOM and \$1,540 for NGO.

^{f/} Data covers expenditures financed under IPF, SPR, SMC/LDC, SIS and cost-sharing.

Source: Accounts Section, Division of Finance, Bureau for Finance and Administrative Services, UNDP.

Table 3. Field programme expenditures by source of funds,
region and expenditure component, 1996-1997 ^{a/}
(millions of United States dollars)

A. By source of funds	Expenditure		Net change 1997 - 1996	Percentage change 1997 /1996
	1996	1997 ^{b/}		
IPF	475.8	-	-	-
TSS 1	11.9	-	-	-
TSS 2	8.2	-	-	-
AOS (IPF sub-line)	4.9	4.9	0.0	0.0
SPR	47.5	26.3	(21.2)	(44.6)
SIS	-3.3	(0.1)	(3.4)	(103.0)
SMF/LDC	0.7	0.0	(0.7)	(100.0)
Add-on	4.7	3.1	(1.6)	(34.0)
TRAC (country) (1.1.1/1.1.2)	-	527.1	527.1	-
TRAC (1.1.3)	-	25.3	25.3	-
NON-TRAC (regional) (1.2)	-	46.8	46.8	-
NON-TRAC (Glo/Int/Special activities) (1.3) ^{c/}	-	17.3	17.3	-
NON-TRAC (evaluation) (1.4)	-	0.2	0.2	-
NON-TRAC (TCDC) (1.5)	-	-3.7	3.7	-
SPPD	-	11.2	11.2	-
STS	-	6.6	6.6	-
UNDP total (by source of funds)	557.0	672.4	115.4	20.7
Cost-sharing	667.0	850.7	183.7	27.5
GCCC	7.0	5.6	(1.4)	(20.0)
Total (UNDP + cost-sharing + GCCC)	1 231.0	1 528.7	297.7	24.2
B. By region	Expenditure		Percentage share	
	1996	1997	1996	1997
Africa	256.5	307.8	21.0	20.2
Asia and the Pacific	202.1	241.1	16.5	15.8
Latin America and the Caribbean	614.6	777.9	50.2	51.1
Arab States	61.0	97.5	5.0	6.4
Europe	44.2	57.4	3.6	3.8
Global and interregional	45.6	41.4	3.7	2.7
Subtotal (by region)	1 224.0	1 523.1	100.0	100.0
GCCC (all regions)	7.0	5.6		
Total (Subtotal + GCCC)	1 231.0	1 528.7		
C. By expenditure component	Expenditure		Percentage share	
	1996	1997	1996	1997
International experts	425.6	575.3	34.8	37.8
Equipment	217.0	287.5	17.7	18.9
Subcontracts	304.5	383.4	24.9	25.2
Training (fellowships)	190.6	183.9	15.6	12.1
Miscellaneous	61.1	68.6	5.0	4.5
TSS-1	11.9	11.2	1.0	0.7
TSS-2	8.3	7.1	0.7	0.5
AOS (IPF sub-line)	5.0	6.1	0.4	0.4
Subtotal (by expenditure component)	1 224.0	1 523.1	100.0	100.0
GCCC	7.0	5.6		
Total (Subtotal + GCCC)	1 231.0	1 528.7		

^{a/} Includes expenditure for SPPD/TSS1, STS/TSS2 and IPF sub-line.

^{b/} As per new reporting format.

^{c/} Includes IPF-Glo/Int as well.

Source: Accounts Section, Division of Finance, Bureau for Finance and Administrative Services, UNDP.

Table 4. Programme expenditures by country and by UNDP account, 1996-1997 ^{a/}
(thousands of United States dollars)

Country	Total programme expenditures		Cost-sharing ^{b/} (included in total programme expenditures)			
	1996	1997	Government		Third-party	
	1996	1997	1996	1997	1996	1997
COUNTRY PROGRAMMES/PROJECTS						
Africa						
ANC	36	(38)	-	-	-	-
Angola	3 766	8 182	-	-	35	527
Benin	4 314	5 558	-	-	163	45
Botswana	3 277	3 216	4 887	2 605	-	-
Burkina Faso	6 075	5 474	-	-	-	-
Burundi	4 562	7 166	(3)	-	(18)	(40)
Cameroon	582	722	-	-	112	34
Cape Verde	684	870	-	-	-	48
Central African Republic	2 735	3 523	-	-	-	-
Chad	5 293	3 981	-	-	33	(2)
Comoros	1 830	1 403	243	316	379	136
Congo	414	164	32	17	-	-
Côte d'Ivoire	1 026	2 036	796	-	-	-
Democratic Republic of the Congo	9 411	15 262	-	-	-	-
Equatorial Guinea	1 177	909	-	-	142	-
Eritrea	7 945	6 685	-	-	201	(44)
Ethiopia	37 871	25 558	-	-	952	981
Gabon	633	768	(152)	535	-	-
Gambia	2 325	3 357	-	-	440	397
Ghana	4 470	6 467	17	-	186	287
Guinea	2 981	4 062	25	28	-	-
Guinea-Bissau	1 953	2 656	-	-	2	17
Kenya	1 388	6 528	-	-	60	(1)
Lesotho	4 340	4 914	56	379	145	377
Liberia	3 549	9 783	-	-	1 304	1 871
Madagascar	5 252	5 784	17	-	-	-
Malawi	10 171	11 030	-	-	472	193
Mali	8 871	11 881	-	-	551	542
Mauritania	2 633	3 883	-	-	-	-
Mauritius	568	807	-	-	-	-
Mozambique	10 487	12 810	-	-	1 343	2 826
Namibia	1 317	739	113	-	-	-
National Liberation Movements	1 290	357	-	-	-	-
Niger	3 488	4 306	-	-	396	416
Nigeria	24 952	32 538	984	1 014	-	-
Pan Africanist Congress of Azania	-	(73)	-	-	-	-
Rwanda	9 154	12 364	-	106	4 086	1 806
Sao Tome and Principe	1 109	1 074	20	70	-	60
Senegal	1 924	2 826	-	-	-	-
Seychelles	224	249	-	19	-	-

Table 4 (continued)

Country	Total programme expenditures		Cost-sharing ^{b/} (included in total programme expenditures)			
	1996	1997	Government		Third-party	
			1996	1997	1996	1997
Sierra Leone						
South Africa	7 277	3 154	2	-	-	-
Swaziland	806	3 431	-	-	-	(1)
Togo	855	837	-	-	72	154
Uganda	3 232	3 375	97	-	-	-
United Republic of Tanzania	17 925	17 082	-	-	7 441	95
Zambia	9 736	13 973	-	-	142	559
Zimbabwe	6 241	9 498	-	-	533	-
Subtotal (Africa)	2 352	5 755	61	-	-	-
Arab States	242 501	286 826	7 195	5 089	19 172	11 283
Algeria						
Bahrain	544	1 212	207	447	(334)	-
Djibouti	191	316	4	224	89	-
Egypt	995	863	-	-	18	-
Iraq	8 650	14 446	6 438	7 756	232	1 000
Jordan	588	12 777	-	113	5	6 475
Kuwait						
Lebanon	593	1 015	165	184	-	-
Libyan Arab Jamahiriya	1 706	995	1 636	2 287	(65)	-
Morocco	5 859	5 306	1 301	1 687	189	516
Oman	1 860	2 428	1 201	1 294	-	-
Qatar	3 591	5 160	786	2 127	-	48
Saudi Arabia				98	-	-
Somalia	280	108	98	278	51	-
Sudan	4 807	5 332	6 029	5 015	-	-
Syrian Arab Republic	9 474	15 105	148	-	2 052	680
Tunisia	5 245	8 607	-	1	246	70
United Arab Emirates						
Yemen	2 296	3 101	146	753	288	56
Subtotal (Arab States)	1 531	1 510	369	213	76	147
Yemen	2 365	2 952	2 339	2 675	46	-
Subtotal (Arab States)	5 601	8 599	13	148	1 081	40
Asia and the Pacific	56 176	89 832	20 880	25 298	3 954	9 012
Afghanistan						
Bangladesh	18 394	18 495	-	-	76	1 694
Bhutan	7 732	10 247	-	941	1 799	21
Brunei Darussalam	2 409	3 105	-	-	60	57
Cambodia						
China	23 742	24 383	77	-	5 547	6 842
Cook Islands						
Democratic People's Republic of Korea	24 636	33 599	2 019	6 475	189	365
Fiji	(196)	23	-	-	-	-
India	3 683	5 604	-	-	-	-
	97	343	-	-	-	31
	18 657	17 475	278	125	122	355

Table 4 (continued)

Country	Total programme expenditures		Cost-sharing ^{b/} (included in total programme expenditures)			
	1996	1997	Government		Third-party	
			1996	1997	1996	1997
Indonesia	11 645	10 880	2 485	2 587	301	205
Iran (Islamic Republic of)	2 286	1 783	380	243	-	-
Kiribati	246	323	-	-	-	-
Lao People's Democratic Republic	8 986	9 864	-	-	380	2 074
Malaysia	1 688	1 533	889	781	22	-
Maldives	577	1 856	-	148	2	870
Marshall Islands	462	135	-	-	-	-
Micronesia (Federated States of)	518	143	9	-	-	-
Mongolia	2 627	4 592	-	42	2 188	666
Myanmar	5 772	14 005	-	-	54	193
Nepal	5 021	7 880	-	-	11	9
Niue	152	81	-	-	-	-
Pacific Multi-Islands	682	175	-	-	-	-
Pakistan	6 148	9 659	220	78	-	83
Papua New Guinea	1 936	2 705	1 375	2 430	529	148
Philippines	4 418	7 150	-	-	11	303
Republic of Korea	1 962	1 800	1 778	1 282	-	-
Samoa	285	81	-	-	-	-
Solomon Islands	205	614	-	-	-	-
Sri Lanka	4 217	6 705	-	-	64	110
Territory of Hong Kong	46	19	-	-	-	-
Thailand	4 034	4 196	-	-	-	-
Tokelau	328	163	-	-	-	-
Tonga	146	40	-	-	-	-
Trust Territory of the Pacific Islands	35	640	-	16	-	9
Tuvalu	91	219	-	-	-	-
Vanuatu	22	212	-	-	-	-
Viet Nam	10 276	13 933	-	-	505	2 503
Subtotal (Asia and the Pacific)	173 965	214 620	9 510	15 148	11 860	16 518
Europe and the Commonwealth of Independent States						
Albania	2 165	807	22	57	-	53
Armenia	456	2 098	-	4	16	107
Azerbaijan	968	4 453	-	54	-	-
Baltic Countries	30	17	-	-	-	-
Belarus	658	789	-	31	-	156
Bosnia and Herzegovina	5 263	8 623	-	-	1 690	3 871
Bulgaria	975	1 237	153	32	221	287
Croatia	1 208	1 340	-	1 024	-	188
Cyprus	66	83	-	-	-	-
Czech Republic	490	388	17	31	-	-

Table 4 (continued)

Country	Total programme expenditures		Cost-sharing ^{b/} (included in total programme expenditures)			
	1996	1997	Government		Third-party	
			1996	1997	1996	1997
Estonia	886	857	-	-	628	583
Georgia	993	3 445	-	1 455	-	-
Hungary	259	246	-	-	-	-
Kazakhstan	1 138	1 929	-	140	-	150
Kyrgyzstan	2 239	3 668	190	549	885	820
Latvia	1 186	1 715	-	-	590	1 187
Lithuania	1 250	768	-	-	1 077	543
Malta	30	200	11	31	-	-
Macedonia	289	150	-	-	-	-
Poland	1 564	1 616	410	741	290	583
Portugal	-	-	-	-	-	-
Republic of Moldova	1 384	2 756	18	134	920	1 520
Romania	887	1 587	2	-	879	874
Russian Federation	1 246	1 188	18	-	-	-
Slovakia	336	472	-	-	-	-
Slovenia	163	189	11	180	-	-
Tajikistan	2 383	3 591	-	-	192	188
Turkey	3 332	2 106	1 331	1 226	-	4
Turkmenistan	1 166	1 327	-	-	-	-
Ukraine	1 463	2 769	21	452	540	1 327
Uzbekistan	2 751	3 046	-	570	195	122
Yugoslavia	(657)	63	-	-	(17)	-
Subtotal (Europe and the Commonwealth of Independent States)	36 667	53 523	2 204	6 711	8 106	12 563
Latin America and the Caribbean						
Anguilla	113	47	25	30	-	-
Antigua and Barbuda	113	192	-	-	10	-
Argentina	141 511	122 707	139 967	122 392	-	-
Aruba	292	480	279	395	-	(13)
Bahamas	-	15	-	-	-	-
Barbados	89	242	-	4	32	-
Belize	253	173	91	-	23	-
Bolivia	12 388	6 418	11 387	4 352	702	714
Brazil	121 044	196 075	117 609	193 146	465	1 057
British Virgin Islands	148	113	138	104	-	-
Cayman Islands	298	184	98	336	-	-
Central America	2 681	3 111	-	351	1 355	2 529
Chile	7 569	10 268	6 574	9 626	76	-
Colombia	59 726	77 529	58 679	76 129	1	-
Costa Rica	1 641	2 627	780	1 927	260	329
Cuba	936	1 530	-	-	-	-
Dominica	90	47	4	92	-	-
Dominican Republic	4 822	4 080	3 439	2 279	-	25
Ecuador	18 266	17 247	13 902	20 837	357	237
El Salvador	16 878	21 235	13 895	19 610	2 955	1 480

Table 4 (continued)

Country	Total programme expenditures		Cost-sharing ^{b/} (included in total programme expenditures)			
			Government		Third-party	
	1996	1997	1996	1997	1996	1997
Grenada	107	42	56	-	-	-
Guatemala	11 221	30 383	7 780	17 641	1 948	8 803
Guyana	1 050	1 192	312	1 521	-	-
Haiti	18 854	20 085	75	879	862	1 979
Honduras	11 844	10 811	9 077	8 551	627	182
Jamaica	778	1 215	97	104	16	-
Mexico	1 360	3 877	663	1 806	286	241
Montserrat	46	202	-	-	-	-
Multi-Island	1 003	704	-	-	44	711
Netherlands Antilles	664	650	499	818	-	-
Nicaragua	13 448	7 095	9 301	4 172	4 272	2 937
Panama	42 889	80 636	41 518	82 162	-	-
Paraguay	12 472	13 773	11 717	12 839	-	-
Peru	79 400	95 519	77 941	87 544	776	2 759
Saint Helena	248	247	-	-	-	-
Saint Kitts and Nevis	79	25	12	25	-	-
Saint Lucia	35	73	-	12	-	6
Saint Vincent and the Grenadines	315	194	148	43	-	-
Suriname	133	212	-	173	8	58
Trinidad and Tobago	141	262	90	14	-	-
Turks and Caicos Islands	27	2	-	-	-	-
Uruguay	16 854	23 714	15 747	22 205	26	-
Venezuela	5 555	17 849	5 461	17 361	-	-
Subtotal (Latin America and the Caribbean)	607 381	773 082	547 361	709 480	15 101	24 034
TOTAL COUNTRY PROGRAMMES/PROJECTS	1 116 690	1 417 883	587 150	761 726	58 193	73 410
INTERCOUNTRY PROGRAMMES/PROJECTS						
Regional	61 700	63 834	3 266	1 212	8 811	7 649
Interregional	28 289	16 644	300	227	7 848	3 794
Global	17 359	24 715	930	456	476	2 232
TOTAL INTERCOUNTRY PROGRAMMES/PROJECTS	107 348	105 193	4 496	1 895	17 135	13 675
TOTAL COUNTRY AND INTERCOUNTRY PROGRAMMES/PROJECTS	1 224 038	1 523 076	591 646	763 621	75 328	87 085
TOTAL GVT CASH COUNTERPART CONTRIBUTIONS	6 993	5 631	-	-	-	-
GRAND TOTAL (COUNTRY AND INTERCOUNTRY + GCCC)	1 231 031	1 528 707	591 646	763 621	75 328	87 085

Source: Accounts Section, Division of Finance, Bureau for Finance and Administrative Services, UNDP.

^{a/} Includes expenditures financed under the IPF, SPR, SIS, SMF/LDC, GCCC, technical support services IPF-Subline and cost-sharing when applicable.

^{b/} Includes programme and project expenditures financed under government and third-party cost-sharing contributions.

Table 5 (a). Funds and programmes administered by UNDP. Expenditures by country or area, 1997
(Thousands of United States dollars)

	UNCDF	UNFEM	UNSO	UNV	UNRFP/RE	UNDP Energy Account	Global Environment Facility	Montreal Protocol	Capacity 21	Africa 2000 Network	UNDP Trust			TOTAL
											Fund for World Summit on Social Development	Fund for Sustainable Social Development	Others	
Algeria	-	-	-	74	-	-	-	-	-	-	-	-	448	523
Algeria	-	-	-	9	-	-	(4)	-	-	-	-	-	-	5
Algeria	-	-	-	-	-	-	10	-	-	-	-	-	-	18
Angola	-	-	-	1 462	-	-	-	-	-	-	-	-	5 628	7 290
Angola	-	-	-	2	-	-	-	-	-	-	-	-	-	2
Antigua and Barbuda	-	-	-	28	-	-	-	-	-	-	-	-	-	28
Argentina	-	-	-	117	-	-	822	1 138	-	-	-	-	-	2 077
Armenia	-	-	-	16	-	-	133	-	-	-	25	-	-	174
Bahrain	-	-	-	3	-	-	-	5	-	-	-	-	-	6
Bangladesh	1 441	-	-	7	-	-	-	32	-	-	-	-	-	1 480
Barbados	-	-	-	157	-	-	-	-	-	-	-	-	-	157
Belize	-	-	-	1	-	-	453	-	-	-	-	-	-	454
Bhutan	708	-	-	34	-	-	377	-	-	-	-	-	-	1 119
Bhutan	3 134	-	-	57	-	-	220	-	267	-	-	-	-	3 888
Bolivia	765	-	-	111	-	-	133	128	203	-	-	-	-	1 368
Bosnia and Herzegovina	-	-	-	1 175	-	-	-	-	-	-	-	643	-	3 107
Botswana	-	-	100	145	-	-	20	-	-	-	-	-	-	285
Brazil	-	278	-	84	-	-	1 848	2 243	-	-	-	-	83	4 517
British Virgin Islands	-	-	-	5	-	-	-	-	-	-	-	-	-	5
Bulgaria	-	-	-	13	-	-	130	-	22	-	-	-	-	185
Burkina Faso	1 030	1	88	66	-	-	531	-	12	(122)	-	-	(1)	1 573
Burundi	40	-	-	72	-	-	-	-	-	(14)	-	-	63	161
Cambodia	731	11	-	564	-	-	-	-	-	-	-	-	12 204	13 530
Cameroon	-	28	-	67	-	-	51	-	3	(13)	-	-	-	134
Cape Verde	259	-	-	85	33	-	16	-	-	-	-	-	-	393
Central African Republic	1 186	-	-	25	-	-	1	9	-	-	-	-	-	1 232
Chad	(25)	-	532	47	-	-	57	-	-	-	-	-	-	610
Chile	-	-	-	54	-	-	148	-	1	-	-	-	-	403
China	-	-	-	96	-	-	1 492	7 901	59	-	-	-	-	9 947
Colombia	-	-	-	49	-	-	1 538	1 703	-	-	-	-	-	3 290
Comoros	665	-	-	63	-	-	-	-	-	-	-	-	-	718
Congo	-	-	-	27	-	-	-	4	-	-	-	-	-	31
Cook Islands	-	-	-	(1)	-	-	-	-	-	-	-	-	-	(1)
Costa Rica	-	-	-	32	-	-	2 785	504	261	-	-	-	368	3 870
Cote d'Ivoire	-	44	-	(3)	-	-	545	-	-	-	-	-	-	586
Croatia	-	-	-	3	-	-	-	-	-	-	-	-	-	134
Cuba	-	89	-	7	-	-	197	21	183	-	-	-	-	470
Cyprus	-	-	-	54	-	-	6	-	-	-	-	-	-	7
Democratic People's Republic of Korea	-	54	-	24	-	-	-	-	-	-	-	-	178	282
Djibouti	583	-	-	57	-	-	-	-	-	-	-	-	-	607
Dominica	-	-	-	57	-	-	-	-	-	-	-	-	-	57
Dominican Republic	-	-	-	84	-	-	763	180	54	-	-	-	81	1 078
Ecuador	-	37	-	-	-	-	-	-	-	-	-	-	-	121
Egypt	-	-	-	111	-	-	111	365	-	-	-	-	-	478
El Salvador	-	7	-	71	-	-	88	150	185	-	-	-	2 161	2 870

Table 5 (a) (continued)

	UNCDF	UNFEM	UNSO	UNV	UNRWA	UNDP Energy Account	Global Environment Facility	Montreal Protocol	Capacity 21	Africa 2000 Network	UNDP Trust Fund for World Social Development	UNDP Trust Fund for Sustainable Social Development, Peace and Support to Countries in Special Situations	TOTAL
Equatorial Guinea	-	-	-	66	-	-	44	-	-	-	-	-	129
Eritrea	744	-	54	175	-	-	36	-	-	-	-	-	1 009
Ethiopia	-	-	-	-	-	-	-	-	1	-	33	-	248
Ethiopia	1 170	-	133	84	-	-	482	-	-	-	-	(6)	1 863
Fiji	-	-	-	76	-	-	4	-	-	-	-	-	80
Gabon	-	-	-	-	-	-	341	-	-	-	-	-	341
Gambia	398	-	(9)	139	-	-	4	17	276	-	-	27	852
Georgia	-	-	-	215	-	-	106	-	-	-	-	-	321
Ghana	-	5	5	19	-	-	75	182	5	(32)	-	-	285
Guatemala	-	17	-	353	-	-	312	21	-	-	-	-	2 844
Guinea	757	-	-	32	-	-	2	-	-	-	-	-	791
Guinea-Bissau	172	-	25	41	-	-	7	-	-	-	-	-	245
Guyana	-	-	-	115	-	-	540	-	-	-	-	-	691
Haiti	214	-	-	238	-	1	-	-	-	-	-	-	2 774
Honduras	-	11	-	80	-	-	112	-	68	-	-	-	318
India	-	148	-	23	-	-	2 579	3 382	202	-	-	-	6 334
Indonesia	-	24	-	80	-	-	55	346	-	-	-	-	505
Iran (Islamic Republic of)	-	-	-	2	-	-	11	51	-	-	-	-	64
Iraq	-	-	-	2	-	-	-	0	-	-	-	-	2
Jamaica	-	6	-	90	-	-	-	554	-	-	-	-	650
Jordan	-	147	-	33	-	-	1 427	-	105	-	-	-	1 712
Kazakhstan	-	-	-	66	-	-	120	-	-	-	61	-	247
Kenya	-	8	21	60	-	-	61	76	2	(6)	-	-	220
Kiribati	92	-	-	12	-	-	-	-	-	-	-	-	104
Kyrgyzstan	-	-	-	69	-	-	-	-	-	-	(15)	-	398
Laos People's Democratic Republic	1 202	31	-	413	-	-	93	-	-	-	-	-	1 739
Latvia	-	-	-	-	-	-	5	-	-	-	-	-	293
Lebanon	-	-	-	84	-	-	220	-	38	-	-	-	342
Lesotho	478	-	-	45	-	-	110	2	-	(21)	63	-	675
Liberia	-	-	-	26	-	-	-	-	-	-	-	-	82
Libyan Arab Jamahiriya	-	-	-	12	-	-	-	-	-	-	-	-	12
Lithuania	-	-	-	-	-	-	-	-	-	-	46	-	222
Madagascar	194	-	-	(1)	-	-	141	-	-	-	-	-	334
Malawi	1 182	-	-	38	-	-	5	100	135	-	-	-	1 460
Malaysia	-	-	-	9	-	-	301	3 342	-	-	-	-	3 692
Maldives	-	-	-	195	-	-	4	-	-	-	-	-	199
Mali	2 087	-	17	103	-	-	69	-	-	-	-	-	7 167
Marshall Islands	-	-	-	41	-	-	35	-	-	-	-	-	76
Mauritania	-	-	-	571	-	-	1 657	-	-	(161)	-	-	3 990
Mauritius	-	-	-	-	-	-	81	62	-	-	-	-	143
Mexico	-	43	-	4	-	-	136	4 100	522	-	146	-	4 851
Micronesia (Federated States of)	-	-	-	29	-	-	-	-	-	-	-	-	14
Mongolia	-	-	-	145	-	-	97	-	400	-	-	-	642
Montserrat	-	-	-	1	-	-	-	-	-	-	-	-	1
Morocco	-	-	-	23	-	-	-	487	219	-	-	-	729

Table 5 (a) (continued)

	UNCDF	UNFEM	UNSO	UNV	UNEP/RE	UNDP Energy Account	Global Environment Facility	Montreal Protocol	Capacity 21	Africa 2000 Network	UNDP Trust		TOTAL
											Fund for World Summit on Social Development	Others	
Mozambique	853	-	-	245	-	-	5	4	131	-	780	11 028	13 044
Myanmar	-	-	-	7	-	-	-	-	-	-	-	-	7
Nauru	-	60	-	97	-	-	-	-	-	-	-	96	282
Nepal	2 816	64	-	21	-	-	976	-	143	-	-	-	4 020
Nicaragua	300	-	-	110	-	-	-	-	-	-	-	731	1 101
Niger	1 104	-	49	25	-	-	36	-	186	-	-	277	1 676
Nigeria	-	-	-	9	-	-	2	431	-	-	-	-	442
Niue	-	-	-	54	-	-	-	-	-	-	-	-	54
Onion	-	-	-	5	-	-	-	-	-	-	-	-	5
Pacific Multi-Islands	-	156	-	-	-	-	-	-	-	-	-	-	156
Palau	-	-	-	-	-	-	-	-	-	-	-	-	-
Palidien	-	5	-	5	-	-	1 030	21	-	-	-	-	1 061
Panama	-	-	-	-	-	-	360	180	-	-	-	231	791
Papua New Guinea	-	-	-	190	-	-	665	-	-	-	-	-	855
Paraguay	-	-	-	150	-	-	169	-	4	-	5	-	348
Peru	-	-	-	33	-	-	267	150	41	-	-	-	481
Philippines	-	-	-	89	71	-	15	445	47	-	-	-	667
Poland	-	-	-	-	-	(7)	-	-	-	-	4	-	2
Republic of Korea	-	-	-	9	-	-	-	-	-	-	-	-	9
Republic of Moldova	-	-	-	-	-	-	-	-	-	-	43	-	43
Romania	-	-	-	-	-	-	178	-	-	-	38	-	216
Russian Federation	-	-	-	2	-	-	82	-	461	-	-	1	546
Rwanda	-	(34)	-	457	-	-	98	-	-	(56)	-	16 268	16 752
Saint Kitts and Nevis	-	-	-	7	-	-	-	-	-	-	-	-	7
Saint Vincent and the Grenadines	-	-	-	8	-	-	-	-	-	-	-	-	8
Samoa	-	-	-	123	-	-	-	-	-	-	-	-	123
Sao Tome and Principe	520	-	-	20	-	-	-	-	193	-	-	-	733
Saudi Arabia	-	-	-	(1)	-	-	-	-	-	-	-	-	(1)
Senegal	372	114	874	14	-	-	76	-	-	(13)	-	-	1 437
Seychelles	-	-	-	-	-	-	87	-	-	-	-	-	87
Sierra Leone	-	-	-	86	-	-	-	-	-	-	-	860	736
Sierra Leone	-	-	-	-	-	-	-	-	-	-	-	-	-
Slovakia	-	-	-	-	-	-	-	-	2	-	-	-	2
Solomon Islands	-	-	-	37	-	-	-	-	-	-	-	-	37
Somalia	-	-	-	286	-	-	-	-	-	-	-	10	270
South Africa	-	-	-	62	-	-	-	-	4	-	-	1 774	1 836
Sri Lanka	-	13	-	13	412	-	663	313	-	-	-	-	1 414
Sudan	1 322	-	177	11	-	450	420	-	70	-	21	-	2 474
Suriname	-	-	-	-	-	-	154	-	-	-	-	-	154
Sweden	-	-	22	-	-	-	41	-	53	-	-	88	205
Syrian Arab Republic	-	-	-	8	-	15	6	-	298	-	-	-	348
Tajikistan	-	-	-	2	-	-	-	-	-	-	-	190	192
Taiwan	-	-	-	-	-	-	-	-	-	-	-	-	-
Tanzania	-	-	-	10	-	-	2	2 520	-	-	-	-	2 532
Togo	712	-	-	17	-	-	3	-	-	-	-	-	732
Tokelau	-	-	-	-	-	-	-	9	51	-	-	-	60
Tuvalu	-	-	-	16	-	-	-	-	-	-	-	-	16
Tuvalu	-	-	-	4	-	-	84	-	-	-	-	-	88

Table 5 (a) (continued)

	UNCDF	UNFEM	UNSO	UNV	UNREPRE	UNDP Energy Account	Global Environment Facility	Montreal Protocol	Capacity 21	Africa 2000 Network	UNDP Trust Fund for World Summit on Social Development	UNDP Trust Fund for Sustainable Development, Peace and Support to Countries in Special Situations	OTHERS ^{b/}	TOTAL
Turkey	-	-	-	6	-	-	-	-	36	-	22	-	(6)	58
Turkmenistan	-	-	-	-	-	-	-	-	-	-	47	-	-	47
Tuzetu	-	-	-	17	-	-	-	-	-	-	-	-	-	17
Uganda	1 534	-	78	188	-	-	48	57	-	(12)	-	-	-	1 894
Ukraine	-	-	-	-	-	-	-	-	-	-	4	-	-	4
United Arab Emirates	-	-	-	6	-	-	-	-	-	-	-	-	-	6
United Republic of Tanzania	335	50	24	147	55	-	289	4	-	(7)	-	-	-	898
Uruguay	-	-	-	-	-	-	852	128	-	-	-	-	-	790
Uzbekistan	-	-	-	83	-	-	138	-	-	-	-	-	124	325
Vanuatu	55	-	-	74	-	-	-	-	-	-	-	-	-	129
Venezuela	-	-	-	-	-	-	170	955	-	-	-	-	-	1 125
Viet Nam	1 321	24	-	48	-	-	43	3	248	-	-	-	172	1 860
West Bank/Gaza Strip	1 052	39	-	265	-	-	106	-	-	(65)	-	-	26 483	27 965
Yemen	800	-	-	50	-	-	1 210	-	-	-	-	-	-	2 060
Yugoslavia	-	-	-	16	-	-	-	-	-	-	-	-	-	16
Zaire	-	-	-	1	-	-	1	-	-	-	-	-	-	2
Zambia	1 656	-	-	76	-	-	110	102	-	-	-	-	40	1 964
Zimbabwe	-	-	100	187	-	-	2 059	-	-	-	-	-	-	2 300
Africa	536	3 063	232	550	14	434	4 766	-	85	-	255	-	2 517	12 502
Arab States	-	85	-	9	-	-	389	-	-	-	-	-	-	483
Asia and the Pacific	-	1 347	25	39	-	1 084	6 542	-	183	-	-	-	404	9 934
Central America	-	-	-	4	-	-	-	-	-	-	-	941	-	945
Europe and the Commonwealth of Independent States	-	-	-	-	-	-	2 028	-	3	-	-	-	462	2 493
Latin America and the Caribbean	-	2 326	21	174	-	-	2 542	-	-	-	-	-	1 000	6 063
Interregional	1 364	-	1 376	201	58	151	4 686	1 743	2 004	(2)	-	-	3 378	14 889
Global	-	2 023	48	41	-	-	2 784	-	76	-	-	-	3 160	8 132
TOTAL	37 788	10 376	4 630	12 876	611	2 133	56 164	34 178	7 528	(525)	776	2 364	103 185	271 863

Source: Financial Reporting and General Accounting Unit, Bureau for Finance and Administrative Services, UNDP

^{a/} Expenditures do not include overhead paid to executing/implementing agencies.

^{b/} See table 5 (b).

Table 5 (b). Breakdown of expenditures by country or area of other trust funds (column 14 of table 5 (a)), 1997
(thousands of United States dollars)

Country, area or region	Amount	Trust fund
Afghanistan	18	UNDP/Sweden Trust Fund for Support to the Rural Rehabilitation Programme in Afghanistan
	433	UNDP/Sweden Trust Fund for Support to Integrated Crop and Food Production in Afghanistan
	(2)	Sweden Trust Fund for the Project Support to the Comprehensive Disabled Afghans Programme
Angola	4 744	UNDP Trust Fund for Angola
	1 084	UNDP/Sweden Trust Fund on Support to a Financial Systems Development Project, Angola (Phase II)
Bosnia and Herzegovina	90	UNDP/EEC Trust Fund for Village Employment and Environment Programme in Bosnia and Herzegovina - Phase I
	15	UNDP/EEC Trust Fund for Village Employment and Environment Programme in Bosnia and Herzegovina - Phase II
	1 184	UNDP/EEC Trust Fund Agreement for the project Support to Refugees and Displaced Persons in Bosnia
Brazil	83	UNDP/EEC Trust Fund for the project PPB Technical Assistance
Burkina Faso	(1)	Trust Fund for the Special Netherlands Contribution for the Least Developed Countries
Burundi	45	UNDP/Sweden Trust Fund to Support Reconstruction and Reconciliation Activities in Burundi
	18	Trust Fund for the Special Netherlands Contribution for the Least Developed Countries
Cambodia	1 625	UNDP Trust Fund in Support of the Cambodia Area Rehabilitation and Reintegration
	7 069	UNDP Trust Fund for Capacity Building in De-Mining Operations for Cambodia
	2	UNDP/Sweden Trust Fund for the project Support to Rural Development in Cambodia
	212	Sweden Trust Fund for the project Support to De-mining Programmes in Cambodia through the Cambodia Mine Action Centre
	3 296	Sweden Trust Fund for Support to Cambodia Resettlement and Reintegration Programme
Costa Rica	368	UNDP/Spain Trust Fund for Support to Governance in Central America
Croatia	134	UNDP/Sweden Trust Fund to Support Rehabilitation and Sustainable Development of War-torn Areas in Croatia
Democratic People's Republic of Korea	178	UNDP/Democratic People's Republic of Korea Trust Fund for Agricultural Relief and Rehabilitation Programme
Dominican Republic	81	UNDP/JAIDO Trust Fund for Sea Island Cotton Pilot Production
El Salvador	36	Trust Fund for the FMLN Relocation Points in El Salvador

Table 5 (b) (continued)

Country, area or region	Amount	Trust fund
El Salvador	8	Support to the Joint Group in El Salvador
	965	Trust Fund in Support of Peace-Building Activities in El Salvador
	1 152	UNDP/Spain Trust Fund for Support to Governance in Central America
Equatorial Guinea	17	Trust Fund for the Special Netherlands Contribution for the Least Developed Countries
Estonia	214	UNDP Baltic Trust Fund
Ethiopia	(6)	UNDP Trust Fund for Developing Countries Afflicted by Famine and Malnutrition
Gambia	27	Trust Fund for the Special Netherlands Contribution for the Least Developed Countries
Guatemala	1 082	UNDP Trust Fund for the Implementation of the Agreement on the Resettlement of Populations Uprooted by Armed Conflict in Guatemala
	1 059	UNDP/Spain Trust Fund for Support to Governance in Central America
Guyana	36	United Nations Fund for Science and Technology for Development
Haiti	1 354	UNDP/Japan Trust Fund in Support of Reintegration Activities in Haiti
	13	UNDP Trust Fund for Assistance to the Haitian National Police
	1 407	UNDP Trust Fund for Electoral Assistance to Haiti
Honduras	318	UNDP/Spain Trust Fund for Support to Governance in Central America
Kyrgyzstan	261	UNDP/Switzerland Trust Fund for Aid Management and Aid Coordination in Kyrgyzstan
	84	Trust Fund in Support of the Strengthening of the Ministry of Foreign Affairs in Kyrgyzstan
Latvia	159	UNDP Trust Fund for the Baltic Republics
	129	UNDP/Sweden Trust Fund for Capacity Development of the Latvian National Human Rights Office
Liberia	56	Trust Fund with Norway for Support for Governance in Africa
Lithuania	177	UNDP Trust Fund for the Baltic Republics
Mali	1	Trust Fund Agreement between UNDP/IMPACT and the Malaysian Organizing Committee of Sportaid '88
	4 880	UNDP Trust Fund to Support the Peace Process in North Mali
Micronesia (Federated States of)	(15)	Australian Agency for International Development UNDP Programme Trust Fund

Table 5 (b) (continued)

Country, area or region	Amount	Trust fund
Mozambique	1 628	UNDP Trust Fund for Pooling Agreement for Technical Assistance to the Health Sector
	95	Trust Fund for Emergency Assistance to the People's Republic of Mozambique
	4 340	UNDP Trust Fund for the Reintegration of Demobilized Military Personnel in Mozambique
	595	UNDP Trust Fund for the Mozambique Mine Clearance Programme
	4 368	UNDP/Norway Trust Fund for Assistance to the Electoral Process in Mozambique
Namibia	95	UNDP Trust Fund for Namibia
Nicaragua	339	UNDP/Sweden Trust Fund Support to Improved Handling of Property Issues in Nicaragua
	392	UNDP/Spain Trust Fund for Support to Governance in Central America
Niger	277	UNDP/United Support of Artists for Africa Trust Fund
Panama	231	UNDP/Spain Trust Fund for Support to Governance in Central America
Russian Federation	1	UNDP Sakha Republic (Yakutia) Trust Fund for the Programme of Assistance to the Northern Indigenous Peoples of the Sakha Republic
Rwanda	6	Finland/UNDP Trust Fund for the Construction of an Agro-Veterinary School in Rushashi
	16 261	UNDP Trust Fund for Rwanda
	(1)	Trust Fund for the Special Netherlands Contributions for the Least Developed Countries
Sierra Leone	650	UNDP Trust Fund for Demobilization, Reintegration, Rehabilitation and Recovery in Sierra Leone
Somalia	10	UNDP/Sweden Trust Fund for the project Local Administrative Structures in Somalia
South Africa	1 774	UNDP Trust Fund for the United Nations Educational and Training Programme for Southern Africa
Sudan	21	UNDP Trust Fund for Developing Countries Afflicted by Famine and Malnutrition
Swaziland	89	Trust Fund with Norway for Support for Governance in Africa
Tajikistan	190	Trust Fund on United Nations Consolidated Inter-Agency Appeal for Tajikistan
Turkey	(6)	United Nations Fund for Science and Technology for Development
Uzbekistan	124	UNDP Trust Fund for Urgent Human Needs in Uzbekistan
Viet Nam	172	Sweden Trust Fund for Strengthening Financial Policies and Institutions in Viet Nam
West Bank/Gaza Strip	26 483	UNDP Fund for the Programme of Assistance to the Palestinian People
Zambia	38	Netherlands Trust Fund for Special Action Programme for Public Administration and Management

Table 5 (b) (continued)

Country, area or region	Amount	Trust fund
	2	United Nations Fund for Science and Technology for Development
Africa	684	Trust Fund with Norway for Support for Governance in Africa
	26	UNDP Trust Fund for Assistance to Refugee-related Development Projects in Africa - ICARA II
	843	Fonds Fiduciaires du PNUD Concernant l'Organisation pour l'harmonisation en Afrique du Droit des Affaires (OHADA)
	720	African Training and Management Services (ATMS) Project
	129	Finland Trust Fund for National Technical Cooperation Assessment and Activities Programmes
	17	United Nations Fund for Science and Technology for Development
	98	UNDP Trust Fund for Receipt of Payments by Users of the African Project Development Facility
Asia and the Pacific	182	UNDP/Denmark Trust Fund for the International Training Network Centre for Water Supply and Waste Management in Bangladesh
	402	UNDP/Australia Trust Fund for Fiscal and Monetary Management Reform and Statistical Improvement, Phase II
	(180)	Australian Agency for International Development / UNDP Programme Trust Fund
Europe and the Commonwealth of Independent States	(56)	Trust Fund for Aral Sea Basin Programme
	175	Trust Fund in Support of National Capacity-Building in External Aid Resources Management
	(29)	Europe to Beijing: Gender-in-Development Trust Fund
	372	UNDP/Physicians for Human Rights (NGO) Trust Fund for Humanitarian Assistance Activities in the former Yugoslavia
Latin America and the Caribbean	1 000	UNDP/Spain Trust Fund Support to Governance in Central America
Interregional	239	UNDP/DEVNET Trust Fund for the Technological Information Pilot System (TIPS)
	432	UNDP Trust Fund for Council on Health Research for Development (COHRED)
	4	Trust Fund for UNDP History Project
	247	Sweden Trust Fund for Making the Human Development Report and the Human Development Index Gender Sensitive
	(19)	Trust Fund to Mainstream Human Development into Operational Activities
	381	Government of Germany Trust Fund for UNDP/World Bank Energy Sector Management Assistance Programme

Table 5 (b) (continued)

Country, area or region	Amount	Trust fund
Interregional	(30)	United Nations Fund for Science and Technology for Development
	263	Government of France Trust Fund for the UNDP/World Bank Energy Sector Assessment Programme
	88	UNDP/Denmark Trust Fund for Local Initiative Facility for Urban Environment (LIFE) in Low-Income Urban Areas in Thailand
	68	UNDP Development Study Programme
	265	UNDP Trust Fund for Action on Development Issues
	1 220	UNDP/Denmark Trust Fund for Global and Regional Support for the Aid Accountability Initiative
	220	Perez-Guerrero Trust Fund for Economic and Technical Cooperation among Developing Countries
Global	529	UNDP Trust Fund for Public-Private Partnerships for the Urban Environment
	1 910	Swedish Trust Fund on Efficiency and Effectiveness Enhancing Measures within UNDP
	45	Enhancement of Private Sector Role in Development
	82	United Nations Fund for Science and Technology for Development
	9	UNDP Trust Fund to Support Micro-Finance and Enterprise Development
	585	UNDP Trust Fund in Support of the Activities of the World Commission on Forests and Sustainable Development
Total	103 185	

Source: Corporate Accounts, Bureau for Finance and Administrative Services, UNDP.

Table 6. Funds and programmes administered by UNDP: expenditures by executing agency and by country or area, 1997^{a/}
(thousands of United States dollars)

	UN	ILO	FAO	UNIDO	World Bank	UNOPS	UNCHS	IFC	UNSO	UNV	UNCDF	UNIFEM	UNRFP/RE	NGO	NEX	OTHERS ^{b/}	TOTAL
Afghanistan	-	-	433	-	-	16	-	-	-	74	-	-	-	-	-	-	523
Albania	-	-	-	-	-	(4)	-	-	-	9	-	-	-	-	-	-	5
Algeria	-	-	-	-	-	-	-	-	-	-	-	-	-	-	18	-	18
Angola	-	-	-	-	-	4 450	-	-	-	1 462	-	-	-	-	1 378	-	7 290
Anguilla	-	-	-	-	-	-	-	-	-	2	-	-	-	-	-	-	2
Antigua and Barbuda	-	-	-	-	-	-	-	-	-	26	-	-	-	-	-	-	26
Argentina	-	-	-	-	-	1 119	-	-	-	117	-	-	-	-	841	-	2 077
Armenia	-	-	-	-	-	-	-	-	-	16	-	-	-	-	158	-	174
Bahrain	-	-	-	-	-	5	-	-	-	3	-	-	-	-	-	-	8
Bangladesh	-	-	-	-	-	1 420	-	-	-	7	21	-	-	-	32	-	1 480
Barbados	-	-	-	-	-	-	-	-	-	157	-	-	-	-	-	-	157
Belize	-	-	-	-	-	428	-	-	-	1	-	-	-	-	27	-	454
Benin	-	-	4	-	-	147	-	-	-	34	49	-	-	-	885	-	1 119
Bhutan	-	-	-	-	-	67	-	-	-	57	45	-	-	-	3 499	-	3 668
Bolivia	-	-	-	-	-	804	-	-	-	111	46	-	-	-	407	-	1 368
Bosnia and Herzegovina	-	-	-	-	-	643	-	-	-	1 175	-	-	-	-	-	1 289	3 107
Botswana	-	-	-	-	-	-	-	-	-	145	-	-	-	-	120	-	265
Brazil	-	-	-	-	-	1 110	-	-	-	64	-	70	-	5	3 268	-	4 517
British Virgin Islands	-	-	-	-	-	-	-	-	-	5	-	-	-	-	-	-	5
Bulgaria	-	-	-	-	-	-	-	-	-	13	-	-	-	-	152	-	165
Burkina Faso	-	-	-	-	-	(122)	-	-	-	56	353	-	-	1	1 285	-	1 573
Burundi	-	(6)	-	-	-	32	-	-	-	72	13	-	-	-	50	-	161
Cambodia	-	-	-	-	-	12 736	-	-	-	584	189	11	-	-	-	-	13 530
Cameroon	-	-	-	-	-	(13)	-	-	-	67	-	-	-	26	54	-	134
Cape Verde	-	-	-	-	-	160	-	-	5	33	1	-	-	-	194	-	393
Central African Republic	759	-	-	-	-	9	-	-	-	26	187	-	-	-	251	-	1 232
Chad	-	-	(32)	-	-	-	-	-	16	47	6	-	-	-	573	-	610
Chile	-	-	-	-	-	-	-	-	-	54	-	-	-	-	349	-	403
China	1 017	-	-	9	-	3 861	-	-	-	95	-	-	-	-	4 565	-	9 547
Colombia	-	-	-	-	-	1 609	-	-	-	49	-	-	-	-	1 632	-	3 290
Comoros	-	-	-	-	-	287	-	-	-	63	368	-	-	-	-	-	718
Congo	-	-	-	-	-	4	-	-	-	27	-	-	-	-	-	-	31
Cook Islands	-	-	-	-	-	-	-	-	-	(1)	-	-	-	-	-	-	(1)
Costa Rica	-	-	-	-	-	415	-	-	-	32	-	-	-	-	3 423	-	3 870
Cote d'Ivoire	-	-	-	-	-	-	-	-	-	(3)	-	-	-	-	589	-	586
Croatia	-	-	-	-	-	134	-	-	-	3	-	-	-	-	-	-	137
Cuba	-	-	-	-	-	(11)	-	-	-	-	-	-	-	89	392	-	470
Cyprus	-	-	-	-	-	-	-	-	-	7	-	-	-	-	-	-	7
Democratic People's Republic of Korea	-	-	-	-	-	178	-	-	-	54	-	-	-	-	60	-	292
Djibouti	-	-	-	-	-	-	565	-	-	24	28	-	-	-	-	-	607

Table 6 (continued)

	UN	ILO	FAO	UNIDO	World Bank	UNOPS	UNCHS	IFC	UNSO	UNV	UNCDF	UNIFEM	UNRFPRE	NGO	NEX	OTHERS %	TOTAL
Dominica	-	-	-	-	-	-	-	-	-	57	-	-	-	-	-	-	57
Dominican Republic	-	-	-	-	-	180	-	-	-	-	-	-	-	-	888	-	1 078
Ecuador	-	-	-	-	-	365	-	-	-	84	-	37	-	-	111	-	476
Egypt	-	-	-	-	-	150	-	-	-	71	-	-	-	-	2 441	8	2 670
El Salvador	-	-	-	-	-	-	-	-	-	-	-	-	-	-	-	-	-
Equatorial Guinea	-	-	-	-	-	17	-	-	-	68	-	-	-	-	44	-	129
Eritrea	-	-	176	-	-	7	-	-	-	175	48	-	-	-	603	-	1 009
Estonia	-	-	-	-	-	3	-	-	-	-	-	-	-	-	246	-	246
Ethiopia	(2)	-	-	-	-	12	-	-	24	84	278	-	-	-	1 473	(9)	1 863
Fiji	-	-	-	-	-	-	-	-	-	76	-	-	-	-	4	-	80
Gabon	-	-	-	-	-	341	-	-	-	-	-	-	-	-	-	-	341
Gambia	341	-	-	-	-	48	-	-	-	139	7	-	-	-	317	-	852
Georgia	-	-	-	-	-	-	-	-	-	215	-	-	-	-	106	-	321
Ghana	-	-	-	-	-	121	-	-	-	19	-	-	-	-	125	-	265
Guatemala	-	-	-	-	-	21	-	-	-	353	-	17	-	-	2 453	-	2 844
Guinea	-	-	27	-	-	439	-	-	-	32	86	-	-	-	207	-	791
Guinea-Bissau	100	-	-	-	-	17	23	-	11	41	(6)	-	-	-	59	-	245
Guyana	-	-	-	-	-	-	-	-	-	115	-	-	-	-	576	-	691
Haiti	-	-	-	-	-	2 911	-	-	-	238	72	-	-	-	6	-	3 227
Honduras	-	-	-	-	-	-	-	-	-	80	-	-	-	-	509	-	589
India	-	-	-	-	-	3 142	-	-	-	23	-	113	-	36	3 020	-	6 334
Indonesia	-	-	-	-	26	281	-	-	-	80	-	-	-	-	118	-	505
Iran (Islamic Republic of)	-	-	-	-	-	-	-	-	-	2	-	-	-	-	62	-	64
Iraq	-	-	-	-	-	-	-	-	-	2	-	-	-	-	-	-	2
Jamaica	-	-	-	-	-	554	-	-	-	90	-	-	-	6 000	0	-	6 650
Jordan	-	-	-	-	-	(33)	-	-	-	33	-	49	-	88	1 565	-	1 712
Kazakhstan	17	-	-	-	-	-	-	-	-	86	-	-	-	-	164	-	247
Kenya	-	-	-	8	-	(8)	-	-	-	60	-	-	-	160	220	-	220
Kiribati	-	-	-	-	-	-	-	-	-	12	-	-	-	-	92	-	104
Kyrgyzstan	-	-	-	-	-	330	-	-	-	69	-	-	-	-	-	-	399
Laos	-	-	-	-	-	(381)	509	-	-	413	399	31	-	-	768	-	1 739
Laos People's Democratic Republic	-	-	-	-	-	-	-	-	-	-	-	-	-	-	-	-	-
Latvia	-	-	-	-	-	-	-	-	-	-	-	-	-	24	289	-	293
Lebanon	-	-	-	-	-	-	-	-	-	84	-	-	-	-	258	-	342
Lesotho	-	-	-	-	-	44	-	-	-	45	221	-	-	-	365	-	675
Liberia	-	-	-	-	-	56	-	-	-	26	-	-	-	-	-	-	82
Libyan Arab Jamahiriya	-	-	-	-	-	-	-	-	-	12	-	-	-	-	-	-	12
Lithuania	-	-	-	-	-	-	-	-	-	-	-	-	-	-	222	-	222
Madagascar	-	-	-	-	-	39	-	-	-	(1)	109	-	-	-	187	-	334
Malawi	-	-	-	-	-	107	-	-	-	38	122	-	-	-	1 193	-	1 460
Malaysia	-	-	-	-	-	3 626	-	-	-	9	-	-	-	-	15	-	3 652

Table 6 (continued)

	UN	ILO	FAO	UNIDO	World Bank	LINOPS	UNCHS	IFC	UNSO	UNV	UNCDF	UNIFEM	UNRFNRE	NGO	NEX	OTHERS ^{2/}	TOTAL
Maldives	-	-	-	-	-	-	-	-	-	195	-	-	-	-	4	-	199
Mali	-	-	-	-	-	820	-	-	-	103	91	-	-	-	6 153	-	7 167
Marshall Islands	-	-	-	-	-	-	-	-	-	41	-	-	-	-	35	-	76
Mauritania	-	-	542	-	-	558	-	-	20	71	89	-	-	-	2 680	-	3 960
Mauritius	-	-	-	-	-	62	-	-	-	-	-	-	-	-	81	-	143
Mexico	-	-	-	-	-	3 997	-	-	-	4	-	31	-	12	907	-	4 951
Micronesia (Federated States of)	-	-	-	-	-	-	-	-	-	29	-	-	-	-	(15)	-	14
Mongolia	-	-	-	-	-	90	-	-	-	145	-	-	-	-	407	-	642
Montserrat	-	-	-	-	-	-	-	-	-	1	-	-	-	-	-	-	1
Morocco	-	-	-	-	-	487	-	-	-	23	-	-	-	-	219	-	729
Mozambique	-	-	-	-	-	790	-	-	-	245	114	-	-	-	8 185	3 710	13 044
Myanmar	-	-	-	-	-	-	-	-	-	7	-	-	-	-	-	-	7
Namibia	-	-	-	-	-	1	-	-	-	141	-	-	-	-	108	-	252
Nepal	-	1	476	-	-	1 592	-	-	-	21	52	1	-	41	1 837	-	4 020
Nicaragua	-	-	-	-	-	44	-	-	-	110	283	-	-	-	754	-	1 191
Niger	277	-	154	-	-	2	-	-	-	25	172	-	-	-	1 046	-	1 676
Nigeria	-	-	-	-	-	411	-	-	-	9	-	-	-	-	22	-	442
Niue	-	-	-	-	-	-	-	-	-	54	-	-	-	-	-	-	54
Oman	-	-	-	-	-	-	-	-	-	5	-	-	-	-	-	-	5
Pacific Multi-Islands	-	-	-	-	-	-	-	-	-	-	-	155	-	-	-	-	155
Pakistan	-	-	-	-	-	6	-	-	-	5	-	-	-	-	1 050	-	1 061
Panama	-	-	-	-	-	180	-	-	-	-	-	-	-	-	611	-	791
Papua New Guinea	-	-	-	-	-	665	-	-	-	190	-	-	-	-	-	-	855
Paraguay	-	-	-	-	-	-	-	-	-	150	-	-	-	-	198	-	348
Peru	17	-	-	-	-	150	-	-	-	33	-	-	-	-	291	-	491
Philippines	-	-	-	-	-	142	-	-	-	89	-	-	71	-	365	-	667
Poland	-	-	-	-	-	-	-	-	-	-	-	-	-	-	2	-	2
Republic of Korea	-	-	-	-	-	-	-	-	-	9	-	-	-	-	-	-	9
Republic of Moldova	-	-	-	-	-	-	-	-	-	-	-	-	-	-	43	-	43
Romania	-	-	-	-	-	178	-	-	-	-	-	-	-	-	38	-	216
Russian Federation	-	-	-	-	-	-	-	-	-	-	-	-	-	-	-	-	-
Rwanda	469	-	-	-	-	(50)	1 454	-	-	2	-	-	-	-	544	-	546
Saint Kitts and Nevis	-	-	-	-	-	-	-	-	-	457	-	(34)	-	-	11 780	2 556	16 732
Saint Vincent and the Grenadines	-	-	-	-	-	-	-	-	-	7	-	-	-	-	-	-	7
Samoa	-	-	-	-	-	-	-	-	-	8	-	-	-	-	-	-	8
San Marino	-	-	-	-	-	-	-	-	-	123	-	-	-	-	-	-	123
Sao Tome and Principe	-	-	-	-	-	-	-	-	-	20	4	-	-	-	709	-	733
Saudi Arabia	-	-	-	-	-	-	-	-	-	(1)	-	-	-	-	-	-	(1)
Senegal	-	4	-	-	-	(51)	-	-	2	14	244	-	-	-	1 224	-	1 437
Seychelles	-	-	-	-	-	-	-	-	-	-	-	-	-	-	97	-	97
Sierra Leone	-	-	-	-	-	650	-	-	-	86	-	-	-	-	-	-	736

Table 6 (continued)

	UN	ILO	FAO	UNIDO	World Bank	UNOPS	UNCHS	IFC	UNSO	UNV	UNCDF	UNIFEM	UNRFPRE	NGO	MEX	OTHERS ^{1/}	TOTAL
Slovakia	-	-	-	-	-	-	-	-	-	-	-	-	-	-	2	-	2
Solomon Islands	-	-	-	-	-	-	-	-	-	37	-	-	-	-	-	-	37
Somalia	-	-	-	-	-	10	-	-	-	280	-	-	-	-	-	-	270
South Africa	-	-	-	-	-	1 774	-	-	-	62	-	-	-	-	-	-	1 836
Sri Lanka	-	-	-	-	-	263	-	-	-	13	-	13	412	-	713	-	1 414
Sudan	165	-	-	-	-	(3)	-	-	-	11	244	-	-	-	2 067	-	2 474
Suriname	-	-	-	-	-	-	-	-	-	-	-	-	-	-	154	-	154
Swaziland	-	-	-	-	-	6	-	-	-	-	-	-	-	-	199	-	205
Syrian Arab Republic	-	-	-	-	298	4	-	-	-	8	-	22	-	-	16	-	348
Tajikistan	-	-	-	-	-	190	-	-	-	2	-	-	-	-	-	-	192
Thailand	-	-	-	-	-	2 479	-	-	-	10	-	-	-	-	43	-	2 532
Togo	-	-	-	-	-	595	-	-	-	17	30	-	-	-	90	-	732
Trinidad and Tobago	-	-	-	-	-	-	-	-	-	-	-	-	-	-	60	-	60
Trust Territory of the Pacific Islands	-	-	-	-	-	-	-	-	-	16	-	-	-	-	-	-	16
Tunisia	-	-	-	-	-	-	-	-	-	4	-	-	-	-	84	-	88
Turkey	-	-	-	(6)	-	-	-	-	-	6	-	-	-	-	58	-	58
Turkmenistan	-	-	-	-	-	-	-	-	-	-	-	-	-	-	47	-	47
Tuvalu	-	-	-	-	-	-	-	-	-	17	-	-	-	-	-	-	17
Uganda	-	-	-	85	-	35	-	-	-	188	1 062	-	-	-	524	-	1 694
Ukraine	-	-	-	-	-	-	-	-	-	-	-	-	-	-	4	-	4
United Arab Emirates	-	-	-	-	-	-	-	-	-	6	-	-	-	-	-	-	6
United Republic of Tanzania	-	-	-	-	-	(7)	-	-	-	147	340	-	56	-	362	-	898
Uruguay	-	-	-	-	-	-	-	-	-	-	-	-	-	-	790	-	790
Uzbekistan	-	-	-	-	-	(2)	-	-	-	63	-	-	-	-	264	-	325
Vanuatu	-	-	-	-	-	-	-	-	-	74	-	-	-	-	26	29	129
Venezuela	-	-	-	-	-	747	-	-	-	-	-	-	-	-	378	-	1 125
Viet Nam	-	-	-	-	-	94	-	-	48	1 053	24	-	-	-	469	172	1 860
West Bank/Gaza Strip	-	-	-	-	-	26 590	-	-	285	71	39	-	-	-	880	-	27 965
Yemen	-	-	5	-	-	588	9	-	50	279	-	-	-	-	1 129	-	2 090
Yugoslavia	-	-	-	-	-	-	-	-	16	-	-	-	-	-	-	-	16
Zaire	-	-	-	-	-	1	-	-	-	1	-	-	-	-	-	-	2
Zambia	-	-	-	-	-	102	-	-	76	102	-	-	-	-	1 704	-	1 984
Zimbabwe	-	-	-	-	-	(65)	-	-	187	-	-	-	-	-	2 178	-	2 300
Africa	249	-	(12)	1 251	-	5 376	-	818	181	563	171	3 095	14	33	747	16 000	12 502
Arab States	-	-	(2)	-	-	67	-	-	-	9	-	85	-	-	324	-	463
Asia and the Pacific	-	-	-	-	182	208	-	-	25	39	-	1 311	-	16	2 872	6 281	9 934
Central America	-	-	-	-	-	941	-	-	-	4	-	-	-	-	-	-	945
Europe and The Commonwealth of Independent States	-	-	-	-	-	2 119	-	-	-	-	-	-	-	372	2	-	2 493
Latin America and The Caribbean	-	-	-	-	-	1 164	-	-	21	174	-	2 229	-	(3)	415	2 063	6 063
Interregional	-	-	-	-	644	11 145	-	-	973	201	1 122	-	58	-	415	338	14 698
Global	-	-	-	-	-	3 040	-	-	48	41	-	1 984	-	31	(3)	2 981	6 132
TOTAL	3 244	154	1 771	1 347	1 150	110 093	2 550	818	1 326	12 733	8 175	9 293	611	767	99 328	18 538	271 983

Source: Corporate Accounts, Bureau for Financial and Administrative Services, UNDP.

^{1/} Expenditures do not include overhead paid to executing/implementing agencies.

^{2/} Includes expenditures reported by ASDB, ECLAC, ESCAP, IMF, ILO, UNICEF, UNITAR, WHO and WMO.